



ANNUAL REPORT

1962

REIMBURSEMENT DIVISION

OAKLAND COUNTY

BOARD OF AUDITORS

R-OCDOC
HF
5685
.B2
O2
1962

OAKLAND COUNTY BOARD OF AUDITORS

OAKLAND COUNTY COURT HOUSE
OAKLAND COUNTY SERVICE CENTER
1200 NORTH TELEGRAPH ROAD
PONTIAC, MICHIGAN
PHONE 338-4751

BOARD MEMBERS

JOHN C. AUSTIN
CHAIRMAN
ROBERT Y. MOORE
ROBERT E. LILLY

CLERK OF BOARD
N. ELAINE MILLEUR

March 29, 1963

R 113
4744
128
127

To: Members of the Ways and Means
and Health Committees:


Gentlemen:


The Reimbursement Division under the supervision of its director, Mary W. Shanks, has prepared the following report for your consideration.


The report covers the operations of the Reimbursement Division for the period January 1, 1962 to January 1, 1963 and Mrs. Shanks and her staff are again to be commended for performing efficiently a job that involves many complexities.

You might have a question concerning some part of this report and Mrs. Shanks or a member of this Board would be pleased to have you call.

Very truly yours,


John C. Austin
Chairman


Robert Y. Moore
Vice-Chairman


Robert E. Lilly
Secretary

OAKLAND COUNTY BOARD OF AUDITORS

OAKLAND COUNTY COURT HOUSE

1200 NORTH TELEGRAPH ROAD

PONTIAC, MICHIGAN

PHONE 338-4751

BOARD MEMBERS

JOHN C. AUSTIN
CHAIRMAN

ROBERT Y. MOORE

ROBERT E. LILLY

MARY W. SHANKS
REIMBURSEMENT DIRECTOR

March 29, 1963

Mr. John C. Austin, Chairman
Mr. Robert Y. Moore, Vice-Chairman
Mr. Robert E. Lilly, Secretary
Oakland County Board of Auditors
Pontiac, Michigan

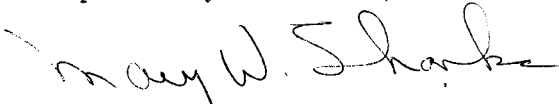
Gentlemen:

The Reimbursement Division is pleased to submit for your consideration the following reports detailing the operations handled by this Department for the year 1962.

No doubt you will be pleased to note that total reimbursements have increased from \$243,878 in 1960 to \$299,767 in 1962; an increase of \$55,889. The total number of transactions likewise increased from 8,288 to 10,092; an increase of 1,804.

It seems I seldom have the opportunity to express my appreciation to the many persons connected with the various departments with whom I am privileged to work and wish to take this occasion to say "Thank You" to them and to your Board.

Respectfully submitted,



Mary W. Shanks
Director

TABLE OF CONTENTS

TOTAL REIMBURSEMENT FOR 1962..... 1

REIMBURSEMENT FOR HOSPITALIZATION OF MENTALLY
ILL AND MENTALLY HANDICAPPED..... 2

STATE INSTITUTIONS:

 REIMBURSEMENT AND EXPENDITURES..... 3

 ADMITTANCES AND DISCHARGES..... 4

EMERGENCY MENTAL HOSPITALIZATION:

 REIMBURSEMENT AND EXPENDITURES..... 5

 ST. CLAIR HOSPITALIZATION PROGRAM..... 6

JUVENILE COURT ACCOUNTS..... 7

MISCELLANEOUS ACCOUNTS..... 8

REIMBURSEMENT DIVISION
Statement of Receipts
January 1, 1962 thru December 31, 1962

<u>ACCOUNTS</u>	<u>AMOUNT RECEIVED</u>			<u>NUMBER OF TRANSACTIONS</u>		
	<u>1962</u>	<u>1961</u>	<u>1960</u>	<u>1962</u>	<u>1961</u>	<u>1960</u>
Child Care (Juvenile Maintenance)	\$93,442.76	\$75,145.50	\$72,683.71	4286	4307	4003
Contagious Hospital	1,425.15	1,785.98	1,070.06	121	74	89
Emergency Mentally Ill	45,918.17	28,103.84	12,238.17	508	470	232
General Fund Backboard	43.00	5.00	127.44	7	1	10
Highway Ambulance	33.00	35.00	97.00	3	8	4
Reimbursement for Doctor's Examinations	1,286.50	1,644.69	813.00	44	46	46
State Institutions	110,960.88	128,542.73	116,435.02	1339	1563	1302
Miscellaneous Accounts (8988642)	<u>242.50</u>	<u>35.00</u>	<u>- - -</u>	<u>57</u>	<u>2</u>	<u>- -</u>
TOTAL	<u>\$253,351.96</u>	<u>\$235,297.74</u>	<u>\$203,464.40</u>	<u>6365</u>	<u>6474</u>	<u>5686</u>
<u>TRUST ACCOUNTS</u>						
Boys' & Girls' Vocational School	1,826.96	2,818.20	1,663.96	273	286	231
Probate Support	20,399.80	18,245.68	20,787.45	597	609	767
Dependent Persons	22,555.61	16,652.93	14,705.12	1235	795	669
Juvenile Trust Funds	<u>1,633.00</u>	<u>1,361.80</u>	<u>3,257.06</u>	<u>30</u>	<u>21</u>	<u>39</u>
TOTAL	<u>\$ 46,415.37</u>	<u>\$ 39,078.61</u>	<u>\$ 40,413.59</u>	<u>2135</u>	<u>1711</u>	<u>1706</u>
<u>COMBINED TOTAL</u>	<u>\$299,767.33</u>	<u>\$274,376.35</u>	<u>\$243,877.99</u>	<u>8500</u>	<u>8185</u>	<u>7392</u>
<u>MISCELLANEOUS</u>						
Number of Auditors Cash Receipt Transactions				<u>1592</u>	<u>1295</u>	<u>896</u>
				<u>TOTAL TRANSACTIONS:</u>	<u>10,092</u>	<u>9480</u>
					<u>8288</u>	

SUMMARY OF REIMBURSEMENTS FOR HOSPITALIZATION

OF MENTALLY ILL AND MENTALLY HANDICAPPED

<u>STATE INSTITUTION</u> <u>MENTALLY ILL AND MENTALLY HANDICAPPED ACCOUNTS:</u>	<u>1962</u>	<u>1961</u>	<u>1960</u>
Mentally Ill Hospitals	\$ 90,220.33	\$104,319.70	\$ 92,249.48
Mentally Handicapped Hospitals	17,012.35	24,223.03	21,513.34
Criminally Insane (Ionia)	<u>3,728.20</u>	<u>- - -</u>	<u>2,672.20</u>
TOTAL	\$110,960.88*	\$128,542.73	\$116,435.02
<u>EMERGENCY MENTAL HOSPITALIZATION:</u>	<u>45,918.17</u>	<u>28,103.84</u>	<u>12,238.17</u>
TOTAL AMOUNT RECEIVED	\$156,879.05	\$156,646.57	\$128,673.19

It is the responsibility of the Reimbursement Division to collect monies due the County of Oakland as ordered by the Probate Judge on all active and past due mental hospital accounts.

All responsible relatives are interviewed by the Reimbursement Division and a detailed financial statement is compiled and submitted to the Probate Judge to assist him in making his determination as to ability to pay. Through this interview, the need for verification of settlement and residence is often indicated and the matter is then referred to the Department of Social Welfare for investigation. Many hundreds of dollars each year is saved as a result of these investigations.

*These amounts include October, November and December credits from Department of Revenue but are not shown in Accounting totals until the following year.

STATE INSTITUTIONS

	<u>REIMBURSEMENTS</u>				<u>EXPENDITURES</u>	
	Amt. Collected by County 1962	Amt. Collected by Dept. of Re. 1962	Total Amt. Collected 1962	Total Amt. Collected 1961	Per diem cost pd. to Dept. of Revenue 1962	Per diem cost pd. to Dept. of Rev. 1961
<u>MENTALLY ILL INSTITUTIONS</u>						
Hawthorn Center	\$ 4,015.19	\$ 1,288.00	\$ 5,303.19	\$ 4,332.37	\$ 15,123.00	\$ 15,084.25
Lafayette Clinic	\$ 1,634.27	\$ 65.40	\$ 1,699.67	\$ 4,078.76	\$ 6,471.95	\$ 10,103.35
Northville State Home	\$ 5,062.00	\$ 257.25	\$ 5,319.25	\$ 6,007.70	\$ 11,264.60	\$ 7,825.50
Pontiac State Hospital	\$ 69,622.58	\$ 7,582.64	\$ 77,205.22	\$ 89,349.62	\$ 272,547.17	\$ 239,127.29
Ypsilanti	\$ 693.00	\$ - - -	\$ 693.00	\$ 551.25	\$ 4,251.05	\$ 871.50
Traverse City	\$ - - -	\$ - - -	\$ - - -	\$ - - -	\$ 1,034.80	\$ - - -
TOTAL	\$ 81,027.04	\$ 9,193.29	\$ 90,220.33	\$ 104,319.70	\$ 310,692.57	\$ 273,011.89
<u>MENTALLY HANDICAPPED INSTITUTIONS</u>						
Caro	\$ 2,723.55	\$ - - -	\$ 2,723.55	\$ 4,292.03	\$ 22,104.15	\$ 17,676.00
Coldwater	\$ 105.90	\$ 31.50	\$ 137.40	\$ 648.66	\$ - - -	\$ 11.15
Lapeer	\$ 9,335.24	\$ 582.70	\$ 9,917.94	\$ 8,980.74	\$ 24,627.60	\$ 35,717.23
Mt. Pleasant	\$ - - -	\$ - - -	\$ - - -	\$ 1,010.00	\$ - - -	\$ 1,699.50
Plymouth	\$ 3,837.96	\$ 395.50	\$ 4,233.46	\$ 9,291.60	\$ 24,777.45	\$ 17,872.25
TOTAL	\$ 16,002.65	\$ 1,009.70	\$ 17,012.35	\$ 24,223.03	\$ 71,509.20	\$ 72,976.13
<u>CRIMINALLY INSANE</u>						
Ionia	\$ 3,728.20	\$ - - -	\$ 3,728.20	\$ - - -	\$ 10,375.00	\$ 6,572.80
COMBINED TOTAL	<u>\$100,757.89</u>	<u>\$ 10,202.99</u>	<u>\$110,960.88</u>	<u>\$128,542.73</u>	<u>\$392,576.77</u>	<u>\$352,560.82</u>

STATE INSTITUTIONS

Summary of Admittances and Discharges

<u>Mentally Ill Hospitals</u>	<u>Admitted</u>	<u>1962</u>		<u>Admitted</u>	<u>1961</u>	<u>Discharged</u>
		<u>Dismissed</u>	<u>Discharge</u> <u>State at Large</u>			
Pontiac State Hospital and Northville State Hospital, and Traverse City State Hospital	400	250	103	347		288
Hawthorn Center and Lafayette Clinic	27	23	6	38		35
<u>Mentally Handicapped Hospitals</u>						
Lapeer, Plymouth, Ypsilanti and Fort Custer	82	30	23	32		27
Caro State Hospital	<u>12</u>	<u>4</u>	<u>6</u>	<u>12</u>		<u>7</u>
TOTAL	521	307	138	429		357

The above report was compiled from the "Support of Patients"---the form used by the Department of Revenue, State of Michigan, to bill counties for the first 365 days of hospitalization in state institutions. Oakland County is charged for the first 365 days an Oakland County resident is hospitalized and care after this initial period is as a State at Large patient. Therefore, a percentage of those patients listed as discharged in 1961 might still be hospitalized as State at Large.

Please see pages 9 thru 18 for a more detailed report by hospitals.

EMERGENCY MENTAL HOSPITALIZATION EXPENSE TO OAKLAND COUNTY

	Paid by County <u>1962</u>	Paid by County <u>1961</u>
Ambulance Charges	\$ 5,782.00	\$ 5,983.00
Browning Nursing Home	- - -	3,182.00
Farm Haven	907.50	1,704.00
Glen Eden	9,360.00	1,469.00
Monnier Nursing Home	154.00	297.50
Myer's Nursing Home	311.35	471.73
Old Acres Nursing Home	2,496.00	3,416.00
Rock Haven Nursing Home	3,315.00	364.00
St. Clair Hospital	149,439.14	126,586.03
Mrs. Teeple's Nursing Home	- - -	240.00
Wayne County General Hospital	4,129.10	- - -
	<hr/>	<hr/>
TOTAL AMOUNT PAID BY OAKLAND COUNTY	<u>\$175,894.09</u>	<u>\$143,713.26</u>
	<hr/>	<hr/>
TOTAL REIMBURSEMENTS RECEIVED DURING YEAR ON ALL EMERGENCY MENTAL CHARGES	<u>\$ 45,918.17</u>	<u>\$ 28,103.84</u>

CONCERNING EMERGENCY MENTAL HOSPITALIZATION:

The Reimbursement Division not only follows collection on these accounts but is responsible for all operations in connection with this program not handled by the Probate Court.

By Mental Health Statute the county of residence pays the State Department of Revenue per diem cost for all patients hospitalized in state institutions for the first year of care. As of 8-15-60 the county of residence receives day credit for this emergency hospitalization on the first year. Prior to this date no credit was given the County for supplying this care when the patient was later admitted to a state institution. We received 6232 days credit for the year 1961 and 14,275 days credit for the year 1962. This will accrue as part of the first year of care.

ST. CLAIR HOSPITAL PROGRAM

During the year of 1962 the number of individual cases hospitalized at St. Clair Hospital under our Emergency Mental Program totaled 461 in contrast to only 425 cases in 1961.

LENGTH OF STAY

Number of days <u>in hospital</u>	<u>Number of Cases</u>	
	<u>1962</u>	<u>1961</u>
1 - 7	85	54
8 - 14	46	35
15 - 30	95	104
31 - 42	54	70
43 - 90	136	86
91 - 180	9	8
181 - 365	4	-

Not included in above report

Still hospitalized January 1, 1963 32

(5 of these patients have been
in St. Clair Hospital for over a year)

DISPOSITION OF CASES

	<u>1962</u>	<u>1961</u>
Transferred to State Institution	237	208
Transferred to Veteran's Hospital	10	13
Cases Dismissed	164	120
Charged to another County or State	1	4
Transferred to Other Hospitals	14	12
Expired during stay at St. Clair	3	-

J U V E N I L E A C C O U N T S
Statement of Receipts for
Year Ending 1962

<u>ACCOUNTS</u>	<u>1962</u>	<u>1961</u>	<u>1960</u>
Child Care	\$93,442.76	\$75,145.50	\$72,683.71
General Fund Back Board*	43.00	5.00	127.44
Trust Accounts:			
Boys' Vocational & Girls' Training School	1,826.96	2,818.20	1,663.96
Probate Support**	20,399.80	18,245.68	20,787.45
Juvenile Trust Funds	<u>1,633.00</u>	<u>1,361.80</u>	<u>3,257.06</u>
COMBINED TOTAL	<u>\$117,345.52</u>	<u>\$97,576.18</u>	<u>\$98,519.62</u>

The Reimbursement Division is responsible for collection of all charges ordered by the Probate Judge for care supplied by the County through the Juvenile Court. Whenever a child receives this care, a financial statement is taken and an order is entered commensurate with the parents ability to pay.

In addition to the usual accounts; we handle the collection of benefits such as social security, veterans' benefits, and insurance. In a few circumstances, we accumulate part of these funds in a trust account for the child to be used at a later date.

* General Fund Back Board accounts represent money owed to County prior to April 1956 when matching Child Care Funds were established.

** Probate Support accounts represent monies collected and paid out as received to the person caring for the child. This is as decreed by a Probate Court Order.

M I S C E L L A N E O U S A C C O U N T S

CONTAGIOUS HOSPITAL

A financial investigation as to ability to pay is made before charges are accepted for any contagious hospitalization.

	<u>1962</u>	<u>1961</u>
Cost to County	\$12,279.74	\$20,931.20
Reimbursement	\$ 1,425.15	\$ 1,785.98

DEPENDENT PARENT AND POOR PERSONS

Monies received on these accounts are by Probate Court Order in matters initiated by the Bureau of Social Aid and the Prosecutor's Office, and are paid out to obligees designated in the Court Order.

	<u>1962</u>	<u>1961</u>
Reimbursement Received	\$22,555.61	\$16,652.93

REIMBURSEMENT FOR DOCTORS'S EXAMINATIONS

These charges are for doctors' examinations made prior to commitment to a State Institution as required by statute.

	<u>1962</u>	<u>1961</u>
Cost to County	\$ 9,698.00	\$ 9,061.99
Reimbursement	\$ 1,286.50	\$ 1,644.69

BOY'S VOCATIONAL & GIRL'S TRAINING SCHOOL ACCOUNTS

	<u>1962</u>	<u>1961</u>
Cost to County	\$41,359.98	\$41,236.85
Reimbursement	\$ 1,826.96	\$ 2,818.20

C A R O S T A T E H O S P I T A L

Number of Patients in Hospital
as of 12-31-60
13

1961	Admittances	Discharges	Persons in Hospital
January	2	1	14
February	1	2	13
March	1	2	12
April	0	2	10
May	0	2	8
June	1	0	9
July	1	3	7
August	0	0	7
September	1	1	7
October	1	2	6
November	3	0	9
December	1	2	8
TOTAL	12	17	

Number of Patients in Hospital
as of 12-31-61
8

1962	Admittances	Discharges	State at Large	Persons in Hospital
January	2	0	0	10
February	0	0	2	8
March	2	1	0	9
April	1	0	0	10
May	1	0	0	11
June	1	0	0	12
July	0	0	2	10
August	2	1	1	10
September	2	0	0	12
October	0	0	0	12
November	0	1	1	10
December	1	1	0	10
TOTAL	12	4	6	

Number of Patients Hospitalized
as of December 31, 1962
10

H A W T H O R N C E N T E R

Number of Patients in Hospital
as of 12-31-60

9

1961	Admittances	Discharges	Persons in Hospital
January	1	1	9
February	1	1	9
March	2	1	10
April	0	0	10
May	1	1	10
June	4	1	13
July	0	5	8
August	0	0	8
September	3	2	9
October	2	1	10
November	1	1	10
December	2	1	11
TOTAL	17	15	

Number of Patients in Hospital
as of 12-31-61

11

1962	Admittances	Discharges	State at Large	Persons in Hospital
January	0	0	0	11
February	1	2	0	10
March	0	0	0	10
April	0	2	1	7
May	0	0	0	7
June	1	0	0	8
July	1	0	2	7
August	3	0	0	10
September	4	3	0	11
October	0	0	1	10
November	0	2	0	8
December	1	0	0	9
TOTAL	11	9	4	

Number of Patients Hospitalized
as of December 31, 1962

9

L A F A Y E T T E C L I N I C

Number of Patients in Hospital
as of 12-31-60
6

1961	Admittances	Discharges	Persons in Hospital
January	0	1	5
February	3	3	5
March	4	1	8
April	2	1	9
May	0	1	8
June	0	3	5
July	3	2	6
August	2	2	6
September	2	2	6
October	3	0	9
November	1	1	9
December	1	6	4
TOTAL	21	23	

Number of Patients in Hospital
as of 12-31-61
4

1962	Admittances	Discharges	State at Large	Persons in Hospital
January	3	2	0	5
February	0	2	0	3
March	2	1	0	4
April	2	1	0	5
May	1	1	0	5
June	0	1	0	4
July	2	2	0	4
August	0	1	1	2
September	0	0	0	2
October	1	1	0	2
November	2	0	1	3
December	3	2	0	4
TOTAL	16	14	2	

Number of Patients Hospitalized
as of December 31, 1962
8

Number of Patients in Hospital
as of 12-31-60

19

1961	Admittances	Discharges	Persons in Hospital
January	4	3	20
February	2	1	21
March	0	1	20
April	1	1	20
May	0	1	19
June	7	1	25
July	5	4	26
August	2	6	22
September	3	1	24
October	1	6	19
November	2	2	15
December	1	2	14
TOTAL	26	31	

Number of Patients in Hospital
as of 12-31-61

14

1962	Admittances	Discharges	State at Large	Persons in Hospital
January	2	2	1	13
February	2	0	2	13
March	3	1	2	13
April	1	2	2	10
May	3	0	0	13
June	7	0	0	20
July	6	4	3	19
August	4	6	3	14
September	6	1	3	16
October	2	2	2	14
November	6	1	0	19
December	0	1	1	17
TOTAL	42	20	19	

Number of Patients Hospitalized
as of December 31, 1962

17

NORTHVILLE STATE HOSPITAL

Number of Patients in Hospital
as of 12-31-60
6

1961	Admittances	Discharges	Persons in Hospital
January	2	0	8
February	1	2	7
March	3	0	10
April	2	3	9
May	1	2	8
June	0	3	5
July	0	1	4
August	5	0	9
September	1	3	7
October	0	1	6
November	0	0	6
December	2	2	6
TOTAL	17	17	

Number of Patients in Hospital
as of 12-31-61
6

1962	Admittances	Discharges	State at Large	Persons in Hospitals
January	3	0	0	9
February	0	2	0	7
March	1	3	0	5
April	1	1	0	5
May	2	1	0	6
June	0	1	0	5
July	3	2	0	6
August	1	2	0	5
September	2	1	0	6
October	0	0	0	6
November	5	0	1	10
December	2	1	0	11
TOTAL	20	14	1	

Number of Patients Hospitalized
as of December 31, 1962
11

PLYMOUTH

Number of Patients in Hospital
as of 12-31-60
19

Number of Patients in Hospital
as of 12-31-61
0

1961	Admittances	Discharges	Persons in Hospital
January	2	0	21
February	1	1	21
March	0	1	20
April	0	0	20
May	0	4	16
June	0	6	10
July	0	6	4
August	1	0	5
September	0	3	2
October	0	1	1
November	0	1	0
December	0	0	0
TOTAL	4	23	

1962	Admittances	Discharges	State at Large	Persons in Hospital
January	1	0	0	1
February	2	1	0	2
March	5	0	0	7
April	3	1	0	9
May	2	0	0	11
June	4	0	0	15
July	7	0	1	21
August	3	2	1	21
September	0	1	1	19
October	3	1	0	21
November	0	1	0	20
December	1	1	0	20
TOTAL	31	8	3	

Number of Patients Hospitalized
as of December 31, 1962
20

PONTIAC STATE HOSPITAL

Number of Patients in Hospital
as of 12-31-60
168

1961	Admittances	Discharges	Persons in Hospital
January	33	26	175
February	29	31	173
March	31	31	173
April	23	26	170
May	24	35	159
June	31	19	171
July	31	23	179
August	32	36	175
September	36	27	184
October	23	39	168
November	17	29	156
December	20	25	151
TOTAL	330	347	

Number of Patients in Hospital
as of 12-31-61
151

1962	Admittances	Discharges	State at Large	Persons in Hospital
January	29	12	10	158
February	24	20	4	158
March	30	18	2	168
April	38	20	11	175
May	30	21	3	181
June	30	21	3	187
July	37	26	11	187
August	32	20	12	187
September	25	14	12	186
October	43	18	16	195
November	40	25	11	199
December	21	20	7	193
TOTAL	379	235	102	

Number of Patients Hospitalized
as of December 31, 1962
193

YPSILANTI STATE HOSPITAL

Number of Patients in Hospital
as of 12-31-60
0

Number of Patients in Hospital
as of 12-31-61
1

1961	Admittances	Discharges	Persons in Hospital
January	0	0	0
February	0	0	0
March	0	0	0
April	0	0	0
May	0	0	0
June	0	0	0
July	1	0	1
August	0	0	1
September	0	0	1
October	0	0	1
November	0	0	1
December	0	0	1
TOTAL	1	0	

1962	Admittances	Discharges	State at Large	Persons in Hospital
January	1	0	0	2
February	1	0	0	3
March	0	0	0	3
April	0	1	0	2
May	0	0	0	2
June	0	1	0	1
July	0	0	0	1
August	0	0	0	1
September	1	0	0	2
October	2	0	0	4
November	1	0	1	4
December	0	0	0	4
TOTAL	6	2	1	

Number of Patients Hospitalized
as of December 31, 1962
4