

ANNUAL REPORT

1964

REIMBURSEMENT DIVISION

OAKLAND COUNTY

BOARD OF AUDITORS

R-OCDOC
HF
5685
.B2
O2
1964

OAKLAND COUNTY BOARD OF AUDITORS

OAKLAND COUNTY COURT HOUSE

1200 NORTH TELEGRAPH ROAD

PONTIAC, MICHIGAN 48053

PHONE 338-4751

BOARD MEMBERS

DANIEL T. MURPHY
CHAIRMAN

JOHN C. AUSTIN
VICE CHAIRMAN

ROBERT E. LILLY
SECRETARY MEMBER

CLERK OF BOARD
N. ELAINE MILLEUR

4744
AS
1965

To: Members of the Ways and Means
and Health Committees

Gentlemen:


The Reimbursement Division, a department within the Board of Auditors and under the supervision of its director, Mary W. Shanks, has prepared the following report for your consideration.


The report covers the operations of the Reimbursement Division for the period January 1, 1964 to January 1, 1965, and Mrs. Shanks and her staff are again to be commended for performing efficiently a job that involves many complexities.

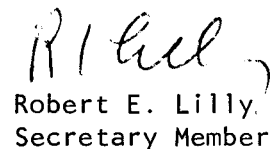
You might have a question concerning some part of this report and Mrs. Shanks or a member of this Board would be pleased to have you call.

Very truly yours,

OAKLAND COUNTY BOARD OF AUDITORS


Daniel T. Murphy
Chairman


John C. Austin
Vice Chairman


Robert E. Lilly
Secretary Member

OAKLAND COUNTY BOARD OF AUDITORS

OAKLAND COUNTY COURT HOUSE

1200 NORTH TELEGRAPH ROAD

PONTIAC, MICHIGAN 48053

PHONE 338-4751

BOARD MEMBERS

DANIEL T. MURPHY
CHAIRMAN

JOHN C. AUSTIN
VICE CHAIRMAN

ROBERT E. LILLY
SECRETARY MEMBER

MARY W. SHANKS
REIMBURSEMENT DIRECTOR

April 1, 1965

Mr. Daniel T. Murphy, Chairman
Mr. John C. Austin, Vice Chairman
Mr. Robert E. Lilly, Secretary
Oakland County Board of Auditors
Pontiac, Michigan

Gentlemen:

The Reimbursement Division is pleased to submit for your consideration the following reports detailing the operations handled by this department for the year 1964.

During the first eight months of 1964 the allotment of beds for Oakland County patients at Pontiac State Hospital were very sparse as the hospital was required to take back some sixty older patients that had been transferred the year before to Howell. This in turn delayed the transfer of patients from St. Clair Hospital to Pontiac State Hospital, resulting in 324 cases being dismissed directly from St. Clair Hospital eliminating the need of further care at Pontiac State Hospital and reducing the number of transfers to Pontiac State Hospital to 177. In 1963 239 patients were dismissed directly from St. Clair Hospital and 238 were transferred.

The day to day operation of this department is involved with many major divisions of the county and also with many of the departments within these divisions. The progress detailed in this report could not have been achieved without the excellent cooperation we received from those many persons with whom we worked.

Respectfully submitted,

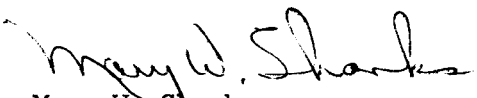

Mary W. Shanks
Director

TABLE OF CONTENTS

TOTAL REIMBURSEMENT FOR 1964.....1

REIMBURSEMENT FOR HOSPITALIZATION OF MENTALLY
ILL AND MENTALLY HANDICAPPED.....2

STATE INSTITUTIONS:

 REIMBURSEMENT AND EXPENDITURES.....3

 ADMITTANCES AND DISCHARGES.....4

EMERGENCY MENTAL HOSPITALIZATION:

 REIMBURSEMENT AND EXPENDITURES.....5

 ST. CLAIR HOSPITALIZATION PROGRAM.....6

JUVENILE COURT ACCOUNTS.....7

MISCELLANEOUS ACCOUNTS.....8

REIMBURSEMENT DIVISION
Statement of Receipts
January 1, 1964 thru December 31, 1964

<u>ACCOUNTS</u>	<u>AMOUNT RECEIVED</u>			<u>NUMBER OF TRANSACTIONS</u>		
	<u>1964</u>	<u>1963</u>	<u>1962</u>	<u>1964</u>	<u>1963</u>	<u>1962</u>
Child Care (Juvenile Maintenance)	\$111,790.89	\$102,195.26	\$ 93,442.76	4264	4345	4286
Contagious Hospital	1,340.50	1,504.50	1,425.15	133	131	121
General Fund Backboard		77.21	43.00		8	7
Miscellaneous Accounts	202.00	467.84	275.50	17	79	60
Reimbursement for Doctor's Examinations	1,880.22	1,304.00	1,286.50	75	41	44
Mental Institutions & Emergency Care	<u>208,031.03</u>	<u>215,090.83</u>	<u>156,879.05</u>	<u>2503</u>	<u>2576</u>	<u>1847</u>
TOTAL	<u><u>\$323,244.64</u></u>	<u><u>\$320,639.64</u></u>	<u><u>\$253,351.96</u></u>	<u><u>6992</u></u>	<u><u>7180</u></u>	<u><u>6365</u></u>
<u>TRUST ACCOUNTS</u>	<u>1964</u>	<u>1963</u>	<u>1962</u>	<u>1964</u>	<u>1963</u>	<u>1962</u>
Girls' and Boys' Vocational Schools	\$ 6,860.13	\$ 3,541.01	\$ 1,826.96	462	340	273
Probate Support	30,159.92	34,012.46	20,399.80	898	943	597
Dependent Persons	34,009.42	26,419.94	22,555.61	1209	1204	1235
Juvenile Trust Funds		391.20	1,633.00	6	14	30
TOTAL	<u><u>71,029.47</u></u>	<u><u>64,364.61</u></u>	<u><u>46,415.37</u></u>	<u><u>2575</u></u>	<u><u>2501</u></u>	<u><u>2135</u></u>
<u>COMBINED TOTAL</u>	<u><u>\$394,274.11</u></u>	<u><u>\$385,004.25</u></u>	<u><u>\$299,767.33</u></u>	<u><u>9567</u></u>	<u><u>9681</u></u>	<u><u>8500</u></u>
<u>MISCELLANEOUS</u>						
Number of Auditors Cash Receipt Transactions				1338	1727	1592
				<u><u>10,905</u></u>	<u><u>11,408</u></u>	<u><u>10,092</u></u>
			<u><u>TOTAL TRANSACTIONS</u></u>			

SUMMARY OF REIMBURSEMENTS FOR HOSPITALIZATION

OF MENTALLY ILL AND MENTALLY HANDICAPPED

STATE INSTITUTIONS

MENTALLY ILL AND MENTALLY HANDICAPPED ACCOUNTS:

	<u>1964</u>	<u>1963</u>	<u>1962</u>
Mentally Ill & Emergency Care	\$183,623.91	\$198,346.27	\$136,138.50
Mentally Handicapped	24,407.12	16,391.33	17,012.35
Criminally Insane (Ionia)	<u>-----</u>	<u>353.23</u>	<u>3,728.20</u>
TOTAL	\$208,031.03*	\$215,090.83	\$156,879.05

It is the responsibility of the Reimbursement Division to collect monies due the County of Oakland as ordered by the Probate Judge on all active and past due mental hospital accounts.

All responsible relatives are interviewed by the Reimbursement Division and a detailed financial statement is compiled and submitted to the Probate Judge to assist him in making his determination as to ability to pay. Through this interview, the need for verification of settlement and residence is often indicated and the matter is then referred to the Department of Social Welfare for investigation. Many hundreds of dollars each year is saved as a result of these investigations as charges are properly assessed to other counties or the State at Large rather than being charged to Oakland County.

* These amounts include actual credits received by the Department of Revenue on Oakland County accounts (primarily Blue Cross credits), but do not include adjustments that are shown as credits on the monthly accounting from the state. Because of this the above figure will vary from the accounting total.

STATE INSTITUTIONS

REIMBURSEMENTS

EXPENDITURES

	Amt. Collected by County 1964	Amt. Collected by Dept. of Rev. 1964	Total Amt. Collected 1964	Total Amt. Collected 1963	Per diem cost pd. to Dept. of Revenue 1964	Per diem cost pd. to Dept. of Revenue 1963
<u>MENTALLY ILL INSTITUTIONS</u>						
Hawthorn Center	\$ 8,986.78	\$2,186.40	\$ 11,173.18	\$ 4,461.44	\$ 23,905.80	\$ 15,074.45
Kalamazoo	880.00	-----	880.00	160.00	2,147.00	377.60
Lafayette Clinic	2,174.13	566.20	2,740.33	2,837.94	10,472.90	6,653.35
Newberry	1,000.36	-----	1,000.36	370.50	1,549.60	1,315.35
Northville State Home	11,323.10	164.64	11,487.74	12,039.71	16,289.80	17,967.05
Howell State Hospital	-----	-----	-----	114.45	123.90	1,957.60
Pontiac St. & Emergency Mental	146,198.98	6,147.33	152,346.31	175,182.28	269,118.97	312,685.56
Traverse City	-----	-----	-----	-----	320.00	-----
Ypsilanti	3,995.99	-----	3,995.99	3,179.95	7,602.10	4,098.15
TOTAL	<u>\$174,559.34</u>	<u>\$9,064.57</u>	<u>\$183,623.91</u>	<u>\$198,346.27</u>	<u>\$331,530.07</u>	<u>\$360,129.11</u>
<u>MENTALLY HANDICAPPED INSTITUTIONS</u>						
Caro	\$ 4,090.99	\$ 144.70	\$ 4,235.69	\$ 2,329.71	\$24,233.80	\$21,314.20
Coldwater	165.00	-----	165.00	50.00	-----	-----
Lapeer	13,668.73	572.93	14,241.66	6,850.83	44,308.10	36,956.65
Mt. Pleasant	540.00	-----	540.00	-----	938.70	1,353.90
Plymouth	4,953.47	271.30	5,224.77	7,160.79	19,777.95	24,943.45
TOTAL	<u>\$23,418.19</u>	<u>\$ 988.93</u>	<u>\$24,407.12</u>	<u>\$16,391.33</u>	<u>\$89,258.55</u>	<u>\$84,568.20</u>
<u>CRIMINALLY INSANE</u>						
Ionía	\$ -----	\$ -----	\$ -----	\$ 353.23	\$13,216.00	\$ 8,145.60
COMBINED TOTAL	<u>\$197,977.53</u>	<u>\$10,053.50</u>	<u>\$208,031.03</u>	<u>\$215,090.83</u>	<u>\$434,004.62</u>	<u>\$452,842.91</u>

STATE INSTITUTIONS

Summary of Admittances and Discharges

<u>Mentally Ill Hospitals</u>	<u>1964</u>			<u>1963</u>	
	<u>Admitted</u>	<u>Dismissed</u>	<u>Discharged</u> <u>State at Large</u>	<u>Admitted</u>	<u>Discharged</u>
Pontiac State Hospital, Northville State Hospital, Howell State Hospital, Newberry State Hospital and Kalamazoo State Hospital	346	284	92	492	493
Hawthorn Center and Lafayette Clinic	38	24	4	23	25
<u>Mentally Handicapped Hospitals</u>					
Lapeer, Plymouth, Ypsilanti, Fort Custer and Mt. Pleasant	59	16	24	37	56
Caro State Hospital	17	7	10	14	14
<u>Criminally Insane</u>					
Ionia	<u>3</u>	<u>1</u>	<u>0</u>	<u>5</u>	<u>5</u>
TOTAL	<u><u>463</u></u>	<u><u>332</u></u>	<u><u>130</u></u>	<u><u>571</u></u>	<u><u>593</u></u>

The above report was compiled from the "Support of Patients"---the form used by the Department of Revenue, State of Michigan, to bill counties for the first 365 days of hospitalization in state institutions. Oakland County is charged for the first 365 days an Oakland County resident is hospitalized and care after this initial period is as a State at Large patient. Therefore, a percentage of those patients listed as discharged in 1963 might still be hospitalized as State at Large.

Please see pages 9 thru 22 for a more detailed report by hospitals.

EMERGENCY MENTAL HOSPITALIZATION EXPENSE TO OAKLAND COUNTY

	Paid by County <u>1964</u>	Paid by County <u>1963</u>
Ambulance Charges	\$ 6,696.00	\$ 6,090.14
Haven Farms	6,745.00	3,366.50
Glen Eden	18,772.00	3,848.00
Hurley Hospital	92.65	75.22
Myers Nursing Home	858.90	- - - -
Rock Haven Nursing Home	3,465.00	3,030.50
St. Clair Hospital	170,730.72	93,879.50
Stanmarie Nursing Home	2,362.50	- - - -
Wayne Co. General Hospital	<u>6,138.01</u>	<u>421.80</u>
TOTAL AMOUNT PAID BY OAKLAND COUNTY	\$215,860.78	\$110,711.66

CONCERNING EMERGENCY MENTAL HOSPITALIZATION:

The Reimbursement Division not only follows collection of these accounts but is responsible for all operations in connection with this program not handled by the Probate Court.

By Mental Health Statute the county of residence pays the State Department of Revenue per diem cost for all patients hospitalized in state institutions for the first year of care. As of 8-15-60 the county of residence receives day credit for this emergency hospitalization on the first year. Prior to this date no credit was given the County for supplying this care when the patient was later admitted to a state institution. We received 10,158 days credit for the year 1963 and 12,743 days credit for the year 1964. This will accrue as part of the first year of care in a state institution.

ST. CLAIR HOSPITAL PROGRAM

During the year of 1964 the number of individual cases hospitalized at St. Clair Hospital under our Emergency Mental Program totaled 534 in contrast to 553 cases in 1963.

LENGTH OF STAY

<u>Number of days in hospital</u>	<u>Number of Cases</u>	
	<u>1964</u>	<u>1963</u>
1 - 7	160	193
8 - 14	41	74
15 - 30	94	129
31 - 42	54	51
43 - 90	151	45
91 - 180	23	8
181 - 365	11	6

Not included in above report

Still hospitalized January 1, 1965 65

DISPOSITION OF CASES

	<u>1964</u>	<u>1963</u>
Transferred to State Institutions	177	238
Transferred to Veteran's Hospital	14	7
Cases Dismissed	324	239
Charged to another County or State	3	14
Transferred to other hospitals	15	6
Expired during stay at St. Clair	1	2

J U V E N I L E A C C O U N T S
Statement of Receipts for
Year Ending 1964

<u>ACCOUNTS</u>	<u>1964</u>	<u>1963</u>	<u>1962</u>
Child Care	\$111,790.89	\$102,195.26	\$ 93,442.76
General Fund Back Board*	-----	77.21	43.00
Trust Accounts:			
Boys' Vocational & Girls' Training School	6,860.13	3,541.01	1,826.96
Probate Support**	30,159.92	34,012.46	20,399.80
Juvenile Trust Funds	-----	391.20	1,633.00
	<u> </u>	<u> </u>	<u> </u>
COMBINED TOTAL	\$148,810.94	\$140,217.14	\$117,345.52

The Reimbursement Division is responsible for collection of all charges ordered by the Probate Judge for care supplied by the County through the Juvenile Court. Whenever a child received this care, a financial statement is taken and an order is entered commensurate with the parents ability to pay.

In addition to the usual accounts, we handle the collection of benefits such as social security, veterans' benefits, and insurance. In a few circumstances, we accumulate part of these funds in a trust account for the child to be used at a later date.

* General Fund Back Board accounts represent money owed to County prior to April 1956 when matching Child Care Funds were established.

**Probate Support accounts represent monies collected and paid out as received to the person caring for the child. This is as decreed by a Probate Court Order.

M I S C E L L A N E O U S A C C O U N T S

CONTAGIOUS HOSPITAL

A financial investigation as to ability to pay is made before charges are accepted for any contagious hospitalization.

	<u>1964</u>	<u>1963</u>
Cost to County	\$11,555.50	\$ 7,339.22
Reimbursement	1,340.50	1,504.50

DEPENDENT PARENT AND POOR PERSONS

Moneys received on these accounts are by Probate Court Order in matters initiated by the Bureau of Social Aid and the Prosecutor's office, and are paid out to obligees designated in the Court Order as received.

	<u>1964</u>	<u>1963</u>
Reimbursement Received	\$34,009.42	\$26,419.94

REIMBURSEMENT FOR DOCTOR'S EXAMINATIONS

These charges are for doctor's examinations made prior to commitment to a state institution as required by statute.

	<u>1964</u>	<u>1963</u>
Cost to County	\$10,558.50	\$11,235.08
Reimbursement	1,880.22	1,304.00

BOY'S VOCATIONAL & GIRL'S TRAINING SCHOOL ACCOUNTS

	<u>1964</u>	<u>1963</u>
Cost to County	\$89,688.85	\$46,992.06
Reimbursement	6,860.13	3,541.01

HIGHWAY AMBULANCE

Highway ambulance invoices are reviewed by the Reimbursement Division and eventually O.K'd for payment or returned to the issuing company if it is found the person so transported was not indigent, and employable, making the account collectible through a local court. Through this review the County is relieved of payment of several hundreds of dollars.

C A R O S T A T E H O S P I T A L

Number of Patients in Hospital
as of 12-31-62
10

1963	Admittances	Discharges	Persons in Hospital
January	0	2	8
February	3	0	11
March	1	1	11
April	1	1	11
May	1	2	10
June	2	1	11
July	0	3	8
August	2	0	10
September	1	2	9
October	2	2	9
November	0	0	9
December	1	0	10
TOTAL	14	14	

Number of Patients in Hospital
as of 12-31-63
10

1964	Admittances	Discharges	St. at Large	Persons in Hospital
January	2	0	1	11
February	1	0	0	12
March	5	0	1	16
April	1	1	3	13
May	1	1	1	12
June	1	1	0	12
July	1	3	1	9
August	2	0	1	10
September	0	0	0	10
October	1	1	0	10
November	2	0	1	11
December	0	0	1	10
TOTAL	17	7	10	

Number of Patients Hospitalized
as of 12-31-64
10

F O R T C U S T E R

Number of Patients in Hospital
as of 12-31-62

3

1963	Admittances	Discharges	Persons in Hospital
January	0	0	3
February	0	0	3
March	0	0	3
April	0	0	3
May	0	0	3
June	0	0	3
July	0	0	3
August	0	0	3
September	0	0	3
October	0	1	2
November	0	0	2
December	0	2	0
TOTAL	0	3	

Number of Patients in Hospital
as of 12-31-63

0

1964	Admittances	Discharges	St. at Large	Persons in Hospital
January	0	0	0	0
February	0	0	0	0
March	0	0	0	0
April	0	0	0	0
May	0	0	0	0
June	3	0	0	3
July	0	0	0	3
August	0	1	0	2
September	1	0	0	3
October	0	0	0	3
November	0	0	0	3
December	0	0	0	3
TOTAL	4	1	0	

Number of Patients in Hospital
as of 12-31-64

3

HAWTHORN CENTER

Number of Patients in Hospital
as of 12-31-62

9

Number of Patients in Hospital
as of 12-31-63

8

1963	Admittances	Discharges	Persons in Hospital
January	1	1	9
February	0	1	8
March	0	1	7
April	1	0	8
May	1	1	8
June	3	2	9
July	2	2	9
August	1	2	8
September	0	0	8
October	1	1	8
November	0	0	8
December	0	0	8
TOTAL	10	11	

1964	Admittances	Discharges	St. at Large	Persons in Hospital
January	2	1	0	9
February	2	0	0	11
March	0	0	0	11
April	0	0	2	9
May	0	0	0	9
June	5	1	0	13
July	2	2	1	12
August	2	0	0	14
September	2	2	0	14
October	1	1	0	14
November	1	0	0	15
December	0	1	0	14
TOTAL	17	8	3	

Number of Patients Hospitalized
as of 12-31-64

14

Number of Patients in Hospital
as of 12-31-62
0

1963	Admittances	Discharges	Persons in Hospital
January	2	0	2
February	0	1	1
March	0	0	1
April	0	0	1
May	0	0	1
June	0	0	1
July	0	0	1
August	0	0	1
September	0	0	1
October	0	0	1
November	0	0	1
December	0	0	1
TOTAL	2	1	

Number of Patients in Hospital
as of 12-31-63
1

1964	Admittances	Discharges	St. at Large	Persons in Hospital
January	0	0	0	1
February	0	1	0	0
March	0	0	0	0
April	0	0	0	0
May	0	0	0	0
June	0	0	0	0
July	0	0	0	0
August	0	0	0	0
September	0	0	0	0
October	0	0	0	0
November	0	0	0	0
December	0	0	0	0
TOTAL	0	1	0	

Number of Patients Hospitalized
as of 12-31-64
0

Number of Patients in Hospital
as of 12-31-62

5

1963	Admittances	Discharges	Persons in Hospital
January	0	0	5
February	0	0	5
March	0	0	5
April	0	1	4
May	0	0	4
June	1	1	4
July	2	0	6
August	0	1	5
September	0	0	5
October	1	1	5
November	0	1	4
December	1	0	5
TOTAL	5	5	

Number of Patients in Hospital
as of 12-31-63

5

1964	Admittances	Discharges	St. at Large	Persons in Hospital
January	0	0	0	5
February	0	0	0	5
March	1	0	0	6
April	0	0	0	6
May	0	0	0	6
June	2	0	0	8
July	0	1	0	7
August	0	0	0	7
September	0	0	0	7
October	0	0	0	7
November	0	0	0	7
December	0	0	0	7
TOTAL	3	1	0	

Number of Patients Hospitalized
as of 12-31-64

7

Number of Patients in Hospital
as of 12-31-62

0

Number of Patients in Hospital
as of 12-31-63

1

1963	Admittances	Discharges	Persons in Hospital
January	0	0	0
February	0	0	0
March	0	0	0
April	0	0	0
May	0	0	0
June	0	0	0
July	0	0	0
August	0	0	0
September	0	0	0
October	1	0	1
November	0	0	1
December	0	0	1
TOTAL	1	0	

1964	Admittances	Discharges	St. at Large	Persons in Hospital
January	1	0	0	2
February	0	1	0	1
March	0	0	0	1
April	0	0	0	1
May	0	0	0	1
June	0	0	0	1
July	0	0	0	1
August	0	0	0	1
September	0	0	0	1
October	0	0	0	1
November	0	0	1	0
December	0	0	0	0
TOTAL	1	1	1	

Number of Patients Hospitalized
as of 12-31-64

0

L A F A Y E T T E C L I N I C

Number of Patients in Hospital
as of 12-31-62

4

1963	Admittances	Discharges	Persons in Hospital
January	2	1	5
February	2	0	7
March	0	3	4
April	1	3	2
May	2	0	4
June	0	2	2
July	3	1	4
August	0	0	4
September	1	2	3
October	0	1	2
November	0	0	2
December	2	1	3
TOTAL	13	14	

Number of Patients in Hospital
as of 12-31-63

3

1964	Admittances	Discharges	St. at Large	Persons in Hospital
January	2	0	0	5
February	0	2	0	3
March	0	0	1	2
April	4	0	0	6
May	0	1	0	5
June	1	0	0	6
July	4	3	0	7
August	1	3	0	5
September	3	2	0	6
October	3	2	0	7
November	2	2	0	7
December	1	1	0	7
TOTAL	21	16	1	

Number of Patients Hospitalized
as of 12-31-64

7

Number of Patients in Hospital
as of 12-31-62
17

1963	Admittances	Discharges	Persons in Hospital
January	1	1	17
February	5	0	20
March	1	3	18
April	0	2	16
May	1	0	17
June	1	2	16
July	4	0	20
August	3	3	20
September	2	3	19
October	0	4	15
November	0	2	13
December	1	2	12
TOTAL	19	24	

Number of Patients in Hospital
as of 12-31-63
12

1964	Admittances	Discharges	St. at Large	Persons in Hospital
January	2	0	0	14
February	2	0	2	14
March	4	0	4	14
April	3	0	0	17
May	0	0	1	16
June	3	0	0	19
July	5	0	1	23
August	1	1	3	20
September	2	0	1	21
October	4	0	0	25
November	2	1	2	24
December	0	0	0	24
TOTAL	28	2	14	

Number of Patients Hospitalized
as of 12-31-64
24

M T. P L E A S A N T

Number of Patients in Hospital
as of 12-31-62

0

1963	Admittances	Discharges	Persons in Hospital
January	0	0	0
February	0	0	0
March	0	0	0
April	0	0	0
May	1	0	1
June	0	0	1
July	0	0	1
August	0	0	1
September	0	0	1
October	0	0	1
November	0	0	1
December	0	0	1
TOTAL	1	0	

Number of Patients in Hospital
as of 12-31-63

1

1964	Admittances	Discharges	St. at Large	Persons in Hospital
January	0	0	0	1
February	0	0	0	1
March	0	0	0	1
April	0	0	0	1
May	0	0	0	0
June	0	0	1	0
July	0	0	0	0
August	0	0	0	0
September	0	0	0	0
October	0	0	0	0
November	0	0	0	0
December	0	0	0	0
TOTAL	0	0	1	

Number of Patients Hospitalized
as of 12-31-64

0

NEWBERRY

Number of Patients in Hospital
as of 12-31-62
0

1963	Admittances	Discharges	Persons in Hospital
January	0	0	0
February	0	0	0
March	0	0	0
April	0	0	0
May	0	0	0
June	1	0	1
July	0	0	1
August	0	0	1
September	0	0	1
October	1	0	2
November	0	1	1
December	0	0	1
TOTAL	2	1	

Number of Patients in Hospital
as of 12-31-63
1

1964	Admittances	Discharges	St. at Large	Persons in Hospital
January	0	0	0	1
February	0	0	0	1
March	0	0	0	1
April	0	0	0	1
May	0	0	0	1
June	1	0	0	2
July	0	0	1	1
August	0	0	0	1
September	0	1	0	0
October	0	0	0	0
November	0	0	0	0
December	0	0	0	0
TOTAL	1	1	1	

Number of Patients Hospitalized
as of 12-31-64
0

N O R T H V I L L E S T A T E H O S P I T A L

Number of Patients in Hospital
as of 12-31-62
11

1963	Admittances	Discharges	Persons in Hospital
January	2	1	12
February	5	2	15
March	2	1	16
April	0	4	12
May	0	2	10
June	1	4	7
July	2	1	8
August	2	1	9
September	3	1	11
October	3	2	12
November	0	0	12
December	1	1	12
TOTAL	21	20	

Number of Patients in Hospital
as of 12-31-63
12

1964	Admittances	Discharges	St. at Large	Persons in Hospital
January	2	1	1	12
February	1	2	0	11
March	2	2	2	9
April	1	1	0	9
May	0	1	0	8
June	3	3	0	8
July	1	1	1	7
August	1	0	0	8
September	2	0	0	10
October	2	1	0	11
November	2	1	0	12
December	1	1	2	10
TOTAL	18	14	6	

Number of Patients Hospitalized
as of 12-31-64
10

P L Y M O U T H

Number of Patients in Hospital
as of 12-31-62
20

1963	Admittances	Discharges	Persons in Hospital
January	3	1	22
February	2	0	24
March	1	3	22
April	0	5	17
May	0	2	15
June	0	1	14
July	0	2	12
August	0	3	9
September	1	3	7
October	0	2	5
November	3	1	7
December	5	1	11
TOTAL	15	24	

Number of Patients in Hospital
as of 12-31-63
11

1964	Admittances	Discharges	St. at Large	Persons in Hospital
January	0	1	2	8
February	2	0	2	8
March	2	0	0	10
April	1	1	2	8
May	0	1	0	7
June	0	0	0	7
July	2	0	0	9
August	3	1	2	9
September	3	1	0	11
October	3	0	0	14
November	1	0	1	14
December	0	0	0	14
TOTAL	17	5	9	

Number of Patients Hospitalized
as of 12-31-64
14

PONTIAC STATE HOSPITAL

Number of Patients in Hospital
as of 12-31-62
193

1963	Admittances	Discharges	Persons in Hospital
January	48	30	211
February	39	31	219
March	32	31	220
April	40	41	219
May	41	46	214
June	39	29	224
July	45	38	231
August	44	44	231
September	29	55	205
October	46	38	213
November	26	51	188
December	37	37	188
TOTAL	466	471	

Number of Patients in Hospital
as of 12-31-63
188

1964	Admittances	Discharges	St. at Large	Persons in Hospital
January	35	33	6	184
February	18	38	9	155
March	22	23	7	147
April	24	27	5	139
May	10	34	7	108
June	61	16	5	148
July	19	11	8	148
August	27	17	9	149
September	23	19	6	147
October	37	13	11	160
November	37	24	4	169
December	13	12	7	163
TOTAL	326	267	84	

Number of Patients Hospitalized
as of 12-31-64
163

Y P S I L A N T I S T A T E H O S P I T A L

Number of Patients in Hospital
as of 12-31-62

4

1963	Admittances	Discharges	Persons in Hospital
January	0	0	4
February	1	2	3
March	0	0	3
April	0	1	2
May	0	0	2
June	0	0	2
July	1	0	3
August	0	0	3
September	0	1	2
October	0	0	2
November	0	0	2
December	0	1	1
TOTAL	2	5	

Number of Patients in Hospital
as of 12-31-63

1

1964	Admittances	Discharges	St. at Large	Persons in Hospital
January	2	0	0	3
February	0	0	0	3
March	0	0	0	3
April	2	0	0	5
May	0	0	0	5
June	0	2	0	3
July	3	2	0	4
August	0	1	0	3
September	1	0	0	4
October	0	2	0	2
November	1	1	0	2
December	1	0	0	3
TOTAL	10	8	0	

Number of Patients Hospitalized
as of 12-31-64

3