

ANNUAL REPORT

1965

REIMBURSEMENT DIVISION

OAKLAND COUNTY

BOARD OF AUDITORS

R-OCDOC
HF
5685
.B2
O2
1965

OAKLAND COUNTY BOARD OF AUDITORS

OAKLAND COUNTY COURT HOUSE

1200 NORTH TELEGRAPH ROAD

PONTIAC, MICHIGAN 48053

PHONE 338-4751

CLERK OF BOARD

N. ELAINE MILLEUR

BOARD MEMBERS

DANIEL T. MURPHY
CHAIRMAN

ROBERT E. LILLY
VICE CHAIRMAN

JOHN B. OSGOOD
MEMBER

FILED
1966
JAN 1 1966

To All Members of the
Ways and Means and Health Committees
Oakland County Board of Supervisors
Pontiac, Michigan

Gentlemen:

The Reimbursement Division, a department within the Board of Auditors and under the supervision of its Director, Mary W. Shanks, has prepared the following report for your consideration.

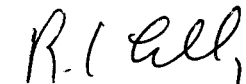
The report covers the operations of the Reimbursement Division for the period January 1, 1965 to January 1, 1966. Mrs. Shanks and her staff are again to be commended for performing efficiently a job that involves many complexities.

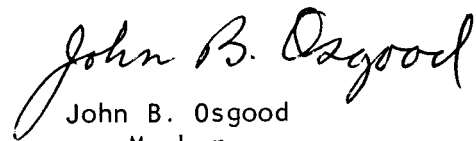
You might have a question concerning some part of this report and Mrs. Shanks or a member of this Board would be pleased to have you call.

Very truly yours,

OAKLAND COUNTY BOARD OF AUDITORS


Daniel T. Murphy
Chairman


Robert E. Lilly
Vice Chairman


John B. Osgood
Member

OAKLAND COUNTY BOARD OF AUDITORS

OAKLAND COUNTY COURT HOUSE

1200 NORTH TELEGRAPH ROAD

PONTIAC, MICHIGAN 48053

PHONE 338-4751

BOARD MEMBERS

DANIEL T. MURPHY
CHAIRMAN

ROBERT E. LILLY
VICE CHAIRMAN

JOHN B. OSGOOD
MEMBER

MARY W. SHANKS
REIMBURSEMENT DIRECTOR

Mr. Daniel T. Murphy, Chairman
Mr. Robert E. Lilly, Vice Chairman
Mr. John B. Osgood, Member
Oakland County Board of Auditors
Pontiac, Michigan

Gentlemen:

It seems appropriate to make some comparison between the report for 1965 with the report of 1955, inasmuch as the Reimbursement Division has now been in operation for ten years.

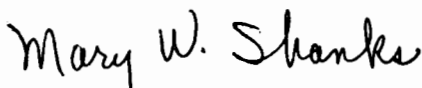
Originally, the primary duty of the Reimbursement Division was to assist the Probate Judge in making a more equitable evaluation of ability of responsible relatives to pay for the cost of care of patients being committed to state institutions. Since 1955, like investigations covering Juvenile placement at the Children's Village, Camp Oakland, boarding homes and private schools and other reimbursement duties have been added to the scope of the division's activities.

The reimbursements received during the five months the division was in operation in 1955 totaled \$42,088, whereas the total reimbursed during 1965 was \$437,529. After perusing the enclosed report, you will note a tremendous growth and an important increase in revenue.

Reimbursement legislation that would benefit Oakland County is followed closely with the Legislative Committee of the Board of Supervisors and close liaison is maintained with the State Departments of Revenue and Mental Health, as well as with the Social Security Administration and Veteran's Administration, divisions of the Federal Government.

If you have any questions concerning any part of this report, please feel free to call.

Respectfully submitted,



Mary W. Shanks
Director

TABLE OF CONTENTS

REPORT OF ACTIVITY..... 1

TOTAL REIMBURSEMENT..... 2

STATE INSTITUTIONS:

 ADMITTANCES AND DISCHARGES..... 3

 SUMMARY OF REIMBURSEMENTS..... 4

 EXPENDITURES..... 5

 REIMBURSEMENTS-DETAILED..... 6

EMERGENCY MENTAL HOSPITALIZATION:

 ST. CLAIR HOSPITALIZATION PROGRAM..... 7

 EXPENDITURES..... 8

JUVENILE COURT ACCOUNTS..... 9

MISCELLANEOUS ACCOUNTS.....10

REIMBURSEMENT DIVISION
 January 1, 1965, thru December 31, 1965
 Report of Activity

<u>ACCOUNTS</u>	<u>NUMBER OF TRANSACTIONS</u>		
	<u>1965</u>	<u>1964</u>	<u>1963</u>
Child Care (Juvenile Maintenance)	4443	4264	4345
Contagious Hospital	112	133	131
Mental Hospitals & Emergency Care	31	17	79
Reimbursement Doctor's Exams	40	75	41
Miscellaneous Accounts	<u>2985</u>	<u>2503</u>	<u>2576</u>
TOTAL	7611	6992	7172
<u>TRUST ACCOUNTS</u>	<u>1965</u>	<u>1964</u>	<u>1963</u>
Boys' & Girls' Vocational Schools	648	462	340
Probate Support	694	898	943
Dependent Persons	1055	1209	1204
Juvenile Trust Funds	—	6	14
TOTAL	2397	2575	2501
COMBINED TOTAL	<u>10,008</u>	<u>9567</u>	<u>9681</u>
<u>MISCELLANEOUS</u>			
Number of Auditors Cash Receipt Transactions	<u>1,384</u>	<u>1,338</u>	<u>1,727</u>
TOTAL TRANSACTIONS	<u>11,392</u>	<u>10,905</u>	<u>11,400</u>

REIMBURSEMENT DIVISION
Statement of Receipts
January 1, 1965 thru December 31, 1965

ACCOUNTS

AMOUNT RECEIVED

	<u>1965</u>	<u>1964</u>	<u>1963</u>
Child Care (Juvenile Maintenance)	\$121,511.32	\$111,790.89	\$102,195.26
Contagious Hospital	1,403.95	1,340.50	1,504.50
Miscellaneous Accounts	112.50	202.00	467.84
Reimbursement for Doctor's Examinations	790.36	1,880.22	1,304.00
Mental Institutions & Emergency Care	<u>244,545.86</u>	<u>208,031.03</u>	<u>215,090.83</u>
TOTAL	\$368,363.99	\$323,244.64	\$320,562.43

TRUST ACCOUNTS

	<u>1965</u>	<u>1964</u>	<u>1963</u>
Boys' & Girls' Vocational Schools	\$ 11,702.93	\$ 6,860.13	\$ 3,541.01
Probate Support	27,887.04	30,159.92	34,012.46
Dependent Persons	29,575.93	34,009.42	26,419.94
Juvenile Trust Funds	<u> </u>	<u> </u>	<u>391.20</u>
TOTAL	\$ 69,165.90	\$ 71,029.47	\$ 64,364.61
COMBINED TOTAL	<u>\$437,529.89</u>	<u>\$394,274.11</u>	<u>\$384,927.04</u>

STATE INSTITUTIONS

Summary of Admittances and Discharges

Mentally Ill Hospitals

	1965			1964	
	Admitted	Discharged <u>Dismissed</u>	State at Large	Admitted	Discharged
Pontiac State Hospital, Northville State Hospital, Howell State Hospital, Newberry State Hospital and Kalamazoo State Hospital	608	475	89	346	376
Hawthorn Center and Lafayette Clinic	47	39	3	38	28

Mentally Handicapped Hospitals

Lapeer, Plymouth, Ypsilanti, Fort Custer and Mt. Pleasant	67	22	48	59	40
Caro State Hospital	19	9	5	17	17

Criminally Insane

Ionia	<u>8</u>	<u>4</u>	<u>3</u>	<u>3</u>	<u>1</u>
TOTAL	<u>749</u>	<u>549</u>	<u>148</u>	<u>463</u>	<u>462</u>

The above report was compiled from the "Support of Patients"--the form used by the Department of Revenue, State of Michigan, to bill counties for the first 365 days of hospitalization in state institutions. Oakland County is charged for the first 365 days an Oakland County resident is hospitalized and care after this initial period is as a State at Large patient. Therefore, a percentage of those patients listed as discharged in 1964 might still be hospitalized as State at Large.

Please see pages 11 thru 23 for a more detailed report by hospitals.

SUMMARY OF REIMBURSEMENTS FOR HOSPITALIZATION
OF MENTALLY ILL AND MENTALLY HANDICAPPED

January 1, 1965, thru December 31, 1965

<u>MENTALLY ILL AND MENTALLY HANDICAPPED ACCOUNTS:</u>	<u>1965</u>	<u>1964</u>
Hospitals for the Mentally Ill (including emergency mental)	\$205,546.39	\$183,623.91
Hospitals for the Mentally Handicapped	38,306.97	24,407.12
Hospitals for the Insane (Ionia)	<u>692.51</u>	<u>- - -</u>
TOTAL AMOUNT RECEIVED	\$244,545.87	\$208,031.03

It is the responsibility of the Reimbursement Division to collect monies due the County of Oakland as ordered by the Probate Judge on all active and past due mental hospital accounts.

All responsible relatives are interviewed by the Reimbursement Division and a detailed financial statement is compiled and submitted to the Probate Judge to assist him in making his determination as to ability to pay. Through this interview, the need for verification of settlement and residence is often indicated and the matter is then referred to the Department of Social Welfare for investigation. Many hundreds of dollars each year is saved by the County as a result of these investigations as the charge is billed to the county of residence of the patient or assumed by the state-at-large rather than by the committing county.

STATE INSTITUTIONS

January 1, 1965, thru December 31, 1965

EXPENDITURES

	Per diem cost pd. to Dept of Rev 1965	Per diem cost pd. to Dept of Rev 1964
	<hr/>	<hr/>
INSTITUTIONS FOR THE MENTALLY ILL		
Hawthorn Center	\$ 34,262.00	\$ 23,905.80
Kalamazoo	487.60	2,147.00
Lafayette	14,328.20	10,472.90
Howell	1,955.40	123.90
Newberry	- - -	1,549.60
Northville	13,778.60	16,289.80
Pontiac State & Emergency Mental	335,145.82	269,118.97
Ypsilanti	<u>4,742.60</u>	<u>7,602.10</u>
TOTAL	\$ 404,700.22	\$ 331,210.07
INSTITUTIONS FOR THE MENTALLY HANDICAPPED		
Caro	\$ 26,791.90	\$ 24,233.80
Coldwater	- - -	- - -
Lapeer	90,659.80	44,308.10
Mt. Pleasant	- - -	938.70
Plymouth	16,657.30	19,777.95
Traverse City	<u>1,578.60</u>	<u>320.00</u>
TOTAL	\$135,687.60	\$ 89,578.55
INSTITUTIONS FOR THE CRIMINALLY INSANE		
Ionia	\$ 18,398.30	\$ 13,216.00
EMERGENCY CARE - MENTALLY ILL	87,371.05	195,733.38
EMERGENCY CARE - MENTALLY HANDICAPPED	10,401.38	13,431.40
TRANSPORTATION FOR PATIENTS	<u>6,024.00</u>	<u>6,696.00</u>
COMBINED TOTAL	\$662,582.55	\$ 649,865.40

STATE INSTITUTIONS

January 1, 1965, thru December 31, 1965

REIMBURSEMENTS

	Amt. Collected by County 1965	Credits from Dept of Rev 1965	Total Amt. Collected 1965	Total Amt. Collected 1964
INSTITUTIONS FOR THE MENTALLY ILL				
Hawthorn	\$ 15,811.18	\$ 2,526.40	\$ 18,337.58	\$ 11,173.18
Kalamazoo	160.00	192.00	352.00	880.00
Lafayette	5,745.75	799.00	6,544.75	2,740.33
Newberry	-	-	-	1,000.36
Northville	9,280.39	486.40	9,766.79	11,487.74
Pontiac State & Emergency Mental	149,960.61	18,724.61	168,685.22	152,346.31
Ypsilanti	<u>1,668.05</u>	<u>192.00</u>	<u>1,860.05</u>	<u>3,995.99</u>
TOTAL	\$182,625.98	\$ 22,920.41	\$205,546.39	\$183,625.91
INSTITUTIONS FOR THE MENTALLY HANDICAPPED				
Caro	\$ 10,729.09	\$ 1,486.55	\$ 12,215.64	\$ 4,235.69
Coldwater	200.00	-	200.00	165.00
Lapeer	16,339.86	424.75	16,764.61	14,241.66
Mt. Pleasant	509.00	-	509.00	540.00
Plymouth	<u>8,617.72</u>	<u>-</u>	<u>8,617.72</u>	<u>5,224.77</u>
TOTAL	\$ 36,395.67	\$ 1,911.30	\$ 38,306.97	\$ 24,407.12
INSTITUTIONS FOR THE CRIMINALLY INSANE				
Ionia	\$ <u>5.00</u>	\$ <u>687.51</u>	\$ <u>692.51</u>	\$ -
COMBINED TOTAL	\$219,026.65	\$ 25,319.22	\$244,345.87	\$208,031.03

S T. C L A I R H O S P I T A L P R O G R A M

During the year of 1965 the number of individual cases hospitalized at St. Clair Hospital under our emergency mental program totaled 597 in contrast to 534 cases in 1964.

LENGTH OF STAY

<u>Number of Days</u>	<u>Number of Cases</u>	
	<u>1965</u>	<u>1964</u>
1 - 7	229	160
8 - 14	116	41
15 - 30	125	94
31 - 42	51	54
43 - 90	65	151
91 - 180	6	23
181 - 365	5	11
<u>Not included in above report</u>		
Still hospitalized - January 1, 1966	15	

DISPOSITION OF CASES

	<u>1965</u>	<u>1964</u>
Transferred to State Institutions	349	177
Transferred to Veteran's Hospital	13	14
Cases Dismissed	217	324
Charged to another County or State	1	3
Transferred to other hospitals	15	15
Expired during stay at St. Clair	2	1

EMERGENCY MENTAL HOSPITALIZATION EXPENSE TO OAKLAND COUNTY

January 1, 1965, thru December 31, 1965

	Paid by County 1965	Paid by County 1964
	—	—
EMERGENCY CARE FOR MENTALLY ILL		
St. Clair Hospital	\$ 82,694.05	\$ 170,730.72
Glen Eden Hospital	4,650.00	18,772.00
Pontiac General Hospital	27.00	
Wayne Co. General Hospital		6,138.01
Hurley Hospital		92.65
EMERGENCY CARE FOR MENTALLY HANDICAPPED		
Farm Haven	4,810.00	6,745.00
Myers Nursing Home	469.88	858.90
Stan Marie Hospital	2,685.00	2,362.50
Rock Haven	2,436.50	3,465.00
TRANSPORTATION FOR PATIENTS		
Ambulance charges	<u>6,024.00</u>	<u>6,696.00</u>
TOTAL AMOUNT PAID BY OAKLAND COUNTY	\$103,796.43	\$ 215,860.78

CONCERNING EMERGENCY MENTAL HOSPITALIZATION:

The Reimbursement Division not only follows collection on these accounts but is responsible for all operations in connection with this program not handled by the Probate Court.

By Mental Health Statute the county of residence pays the State Department of Revenue per diem cost for all patients hospitalized in state institutions for the first year of care. As of 8-15-60 the county of residence receives day credit for this emergency hospitalization on the first year. Prior to this date no credit was given the County for supplying this care when the patient was later admitted to a state institution. We received 12,743 days credit for the year 1964 and 11,016 days credit for the year 1965. This will accrue as part of the first year of care in a state institution.

J U V E N I L E A C C O U N T S

Statement of Receipts
January 1, 1965, thru December 31, 1965

<u>ACCOUNTS</u>	REIMBURSEMENT RECEIVED		
	<u>1965</u>	<u>1964</u>	<u>1963</u>
Child Care	\$121,511.32	\$111,790.89	\$102,195.26
Trust Accounts:			
Boys' Vocational & Girls' training school	11,702.93	6,860.13	3,541.01
Probate Support	27,887.04	30,159.92	34,012.46
Juvenile Trust Funds	- - -	- - -	391.20
	<u> </u>	<u> </u>	<u> </u>
COMBINED TOTAL	\$161,101.29	\$148,810.94	\$140,139.93

The Reimbursement Division is responsible for collection of all charges ordered by the Probate Judge for care supplied by the County through the Juvenile Court. Whenever a child receives this care, a financial statement is taken and an order is entered commensurate with the parents ability to pay.

In addition to the usual accounts; we handle the collection of benefits such as social security, veterans' benefits, and insurance. In a few circumstances, we accumulate part of these funds in a trust for the child to be used at a later date.

*Probate Support accounts represent monies collected and paid out as received to the person caring for the child. This is as decreed by the Probate Court Order.

M I S C E L L A N E O U S A C C O U N T S

CONTAGIOUS HOSPITAL

A financial investigation as to ability to pay is made before charges are accepted for any contagious hospitalization.

	<u>1965</u>	<u>1964</u>
Cost to County	\$ 7,927.15	\$ 11,555.50
Reimbursement	\$ 1,403.95	\$ 1,340.50

DEPENDENT PARENT AND POOR PERSONS

Monies received on these accounts are by Probate Court Order in matters initiated by the Bureau of Social Aid and the Prosecutor's office, and are paid out to obligees designated in the Court Order as received.

	<u>1965</u>	<u>1964</u>
Reimbursement Received	\$ 29,575.93	\$ 34,009.42

REIMBURSEMENT FOR DOCTOR'S EXAMINATIONS

These charges are for doctor's examinations made prior to commitment to a state institution as required by statute.

	<u>1965</u>	<u>1964</u>
Cost to County	\$ 6,636.00	\$ 10,558.50
Reimbursement	\$ 790.36	\$ 1,880.22

BOY'S VOCATIONAL & GIRL'S TRAINING SCHOOL ACCOUNTS

	<u>1965</u>	<u>1964</u>
Cost to County	\$131,947.17	\$ 89,688.85
Reimbursement	\$ 11,702.93	\$ 6,860.13

HIGHWAY AMBULANCE

Highway ambulance invoices are reviewed by the Reimbursement Division and eventually O.K'd for payment or returned to the issuing company if it is found the person so transported was not indigent, and employable, making the account collectible through a local court. Through this review the County is relieved of payment of several hundreds of dollars.

C A R O S T A T E H O S P I T A L

Number of Patients in Hospital
as of 12-31-63
10

1964	Admittances	Discharges	Persons in Hospital
January	2	1	11
February	1	0	12
March	5	1	16
April	1	4	13
May	1	2	12
June	1	1	12
July	1	4	9
August	2	1	10
September	0	0	10
October	1	1	10
November	2	1	11
December	0	1	10
TOTAL	17	17	

Number of Patients in Hospital
as of 12-31-64
10

1965	Admittances	Discharges	St. at Large	Persons in Hospital
January	0	0	1	9
February	4	3	0	10
March	1	1	0	10
April	2	2	1	9
May	0	0	0	9
June	1	0	0	10
July	1	2	1	8
August	5	0	0	13
September	2	0	2	13
October	2	1	0	14
November	0	0	0	14
December	1	0	0	15
TOTAL	19	9	5	

Number of Patients Hospitalized
as of 12-31-65
15

F O R T C U S T E R

Number of Patients in Hospital
as of 12-31-63

0

1964	Admittances	Discharges	Persons in Hospital
January	0	0	0
February	0	0	0
March	0	0	0
April	0	0	0
May	0	0	0
June	3	0	3
July	0	0	3
August	0	1	2
September	1	0	3
October	0	0	3
November	0	0	3
December	0	0	3
TOTAL	4	1	

Number of Patients in Hospital
as of 12-31-64

3

1965	Admittances	Discharges	St. at Large	Persons in Hospital
January	0	0	0	3
February	3	0	0	6
March	10	0	0	16
April	1	0	1	16
May	6	0	2	20
June	0	1	3	16
July	0	0	1	15
August	1	0	0	16
September	1	1	1	15
October	0	0	0	15
November	0	0	1	14
December	0	1	0	13
TOTAL	22	3	9	

Number of Patients Hospitalized
as of 12-31-65

13

HAWTHORN CENTER

Number of Patients in Hospital
as of 12-31-63
8

1964	Admittances	Discharges	Persons in Hospital
January	2	1	9
February	2	0	11
March	0	0	11
April	0	2	9
May	0	0	9
June	5	1	13
July	2	3	12
August	2	0	14
September	2	2	14
October	1	1	14
November	1	0	15
December	0	1	14
TOTAL	17	11	

Number of Patients in Hospital
as of 12-31-64
14

1965	Admittances	Discharges	St. at Large	Persons in Hospital
January	1	1	0	14
February	3	3	0	14
March	0	1	0	13
April	2	0	1	14
May	0	1	0	13
June	2	1	0	14
July	7	3	2	16
August	4	1	0	19
September	2	4	0	17
October	0	0	0	17
November	2	0	0	19
December	2	0	0	21
TOTAL	25	15	3	

Number of Patients Hospitalized
as of 12-31-65
21

H O W E L L

Number of Patients in Hospital
as of 12-31-63

1

1964	Admittances	Discharges	Persons in Hospital
January	0	0	1
February	0	1	0
March	0	0	0
April	0	0	0
May	0	0	0
June	0	0	0
July	0	0	0
August	0	0	0
September	0	0	0
October	0	0	0
November	0	0	0
December	0	0	0
TOTAL	0	1	

Number of Patients in Hospital
as of 12-31-64

0

1965	Admittances	Discharges	St. at Large	Persons in Hospital
January	0	0	0	0
February	0	0	0	0
March	0	0	0	0
April	1	0	0	1
May	0	0	0	1
June	0	0	0	1
July	0	0	0	1
August	0	0	0	1
September	0	0	0	1
October	0	0	0	1
November	0	0	0	1
December	0	0	0	1
TOTAL	1	0	0	

Number of Patients Hospitalized
as of 12-31-65

1

I O N I A

Number of Patients in Hospital
as of 12-31-63
5

1964	Admittances	Discharges	Persons in Hospital
January	0	0	5
February	0	0	5
March	1	0	6
April	0	0	6
May	0	0	6
June	2	0	8
July	0	1	7
August	0	0	7
September	0	0	7
October	0	0	7
November	0	0	7
December	0	0	7
TOTAL	3	1	

Number of Patients in Hospital
as of 12-31-64
7

1965	Admittances	Discharges	St. at Large	Persons in Hospital
January	0	0	0	7
February	2	0	0	9
March	0	0	0	9
April	0	0	0	9
May	2	0	0	11
June	1	0	0	12
July	0	1	1	10
August	0	1	1	8
September	0	0	0	8
October	2	1	1	8
November	0	1	0	7
December	1	0	0	8
TOTAL	8	4	3	

Number of Patients Hospitalized
as of 12-31-65
8

K A L A M A Z O O

Number of Patients in Hospital
as of 12-31-63

1

1964	Admittances	Discharges	Persons in Hospital
January	1	0	2
February	0	1	1
March	0	0	1
April	0	0	1
May	0	0	1
June	0	0	1
July	0	0	1
August	0	0	1
September	0	0	1
October	0	0	1
November	0	1	0
December	0	0	0
TOTAL	1	2	

Number of Patients in Hospital
as of 12-31-64

0

1965	Admittances	Discharges	St. at Large	Persons in Hospital
January	0	0	0	0
February	1	0	0	1
March	1	0	0	2
April	0	1	0	1
May	0	1	0	0
June	0	0	0	0
July	0	0	0	0
August	0	0	0	0
September	0	0	0	0
October	1	0	0	1
November	0	1	0	0
December	0	0	0	0
TOTAL	3	3	0	

Number of Patients Hospitalized
as of 12-31-65

0

L A F A Y E T T E C L I N I C

Number of Patients in Hospital
as of 12-31-63
3

1964	Admittances	Discharges	Persons in Hospital
January	2	0	5
February	0	2	3
March	0	1	2
April	4	0	6
May	0	1	5
June	1	0	6
July	4	3	7
August	1	3	5
September	3	2	6
October	3	2	7
November	2	2	7
December	1	1	7
TOTAL	21	17	

Number of Patients in Hospital
as of 12-31-64
7

1965	Admittances	Discharges	St. at Large	Persons in Hospital
January	2	3	0	6
February	0	2	0	4
March	2	1	0	5
April	3	0	0	8
May	4	2	0	10
June	0	4	0	6
July	3	2	0	7
August	4	1	0	10
September	1	1	0	10
October	1	2	0	9
November	1	4	0	6
December	1	2	0	5
TOTAL	22	24	0	

Number of Patients Hospitalized
as of 12-31-65
5

L A P E E R S T A T E H O M E A N D T R A I N I N G S C H O O L

Number of Patients in Hospital
as of 12-31-63
12

1964	Admittances	Discharges	Persons in Hospital
January	2	0	14
February	2	2	14
March	4	4	14
April	3	0	17
May	0	1	16
June	3	0	19
July	5	1	23
August	1	4	20
September	2	1	21
October	4	0	25
November	2	3	24
December	0	0	24
TOTAL	28	16	

Number of Patients in Hospital
as of 12-31-64
24

1965	Admittances	Discharges	St. at Large	Persons in Hospital
January	3	0	2	25
February	0	1	0	24
March	1	0	2	23
April	5	0	5	23
May	3	0	1	25
June	1	0	1	25
July	11	0	2	34
August	5	3	3	33
September	1	1	2	31
October	0	1	2	28
November	1	1	3	25
December	1	1	1	24
TOTAL	32	8	24	

Number of Patients Hospitalized
as of 12-31-65
24

N O R T H V I L L E S T A T E H O S P I T A L

Number of Patients in Hospital
as of 12-31-63
12

1964	Admittances	Discharges	Persons in Hospital
January	2	2	12
February	1	2	11
March	2	4	9
April	1	1	9
May	0	1	8
June	3	3	8
July	1	2	7
August	1	0	8
September	2	0	10
October	2	1	11
November	2	1	12
December	1	3	10
TOTAL	18	20	

Number of Patients in Hospital
as of 12-31-64
10

1965	Admittances	Discharges	St. at Large	Persons in Hospital
January	0	1	0	9
February	0	1	0	8
March	1	0	1	8
April	0	0	2	6
May	1	1	0	6
June	3	2	0	7
July	1	1	1	6
August	0	1	0	5
September	0	0	0	5
October	0	1	0	4
November	2	0	0	6
December	2	0	0	8
TOTAL	10	8	4	

Number of Patients Hospitalized
as of 12-31-65

8

PLYMOUTH

Number of Patients in Hospital
as of 12-31-63

11

1964	Admittances	Discharges	Persons in Hospital
January	0	3	8
February	2	2	8
March	2	0	10
April	1	3	8
May	0	1	7
June	0	0	7
July	2	0	9
August	3	3	9
September	3	1	11
October	3	0	14
November	1	1	14
December	0	0	14
TOTAL	17	14	

Number of Patients in Hospital
as of 12-31-64

14

1965	Admittances	Discharges	St. at Large	Persons in Hospital
January	0	1	1	12
February	0	0	0	12
March	0	0	1	11
April	1	0	2	10
May	0	1	0	9
June	1	0	1	9
July	0	0	0	9
August	0	0	0	9
September	0	0	4	5
October	1	1	1	4
November	1	0	4	1
December	0	0	0	1
TOTAL	4	3	14	

Number of Patients Hospitalized
as of 12-31-65

1

PONTIAC STATE HOSPITAL

Number of Patients in Hospital
as of 12-31-63
188

1964	Admittances	Discharges	Persons in Hospital
January	35	39	184
February	18	47	155
March	22	30	147
April	24	32	139
May	10	41	108
June	61	21	148
July	19	19	148
August	27	26	149
September	23	25	147
October	37	24	160
November	37	28	169
December	13	19	163
TOTAL	326	351	

Number of Patients in Hospital
as of 12-31-64
163

1965	Admittances	Discharges	St. at Large	Persons in Hospital
January	27	22	4	164
February	39	27	8	168
March	49	24	11	182
April	48	25	15	190
May	51	39	10	192
June	57	41	9	199
July	43	37	6	199
August	68	39	4	224
September	48	53	8	211
October	52	65	4	194
November	59	46	2	205
December	52	46	4	207
TOTAL	593	464	85	

Number of Patients Hospitalized
as of 12-31-65
207

Y P S I L A N T I S T A T E H O S P I T A L

Number of Patient in Hospital
as of 12-31-63

1

1964	Admittances	Discharges	Persons in Hospital
January	2	0	3
February	0	0	3
March	0	0	3
April	2	0	5
May	0	0	5
June	0	2	3
July	3	2	4
August	0	1	3
September	1	0	4
October	0	2	2
November	1	1	2
December	1	0	3
TOTAL	10	8	

Number of Patients in Hospital
as of 12-31-64

3

1965	Admittances	Discharges	St. at Large	Persons in Hospital
January	0	2	0	1
February	1	0	0	2
March	1	1	0	2
April	0	1	0	1
May	1	0	0	2
June	0	1	0	1
July	1	0	1	1
August	1	0	0	2
September	1	1	0	2
October	2	1	0	3
November	1	0	0	4
December	0	1	0	3
TOTAL	9	8	1	

Number of Patients Hospitalized
as of 12-31-65

3

TRAVERSE CITY

Number of Patients in Hospital
as of 12-31-64

0

1965	Admittances	Discharges	St. at Large	Persons in Hospital
January	0	0	0	0
February	0	0	0	0
March	0	0	0	0
April	1	0	0	1
May	0	0	0	1
June	0	0	0	1
July	0	0	0	1
August	0	0	0	1
September	0	0	0	1
October	0	0	0	1
November	0	0	0	1
December	0	0	0	1
TOTAL	1	0	0	

Number of Patients Hospitalized
as of 12-31-65

1