

ANNUAL REPORT

1966

REIMBURSEMENT DIVISION

OAKLAND COUNTY

BOARD OF AUDITORS

R-OCDOC
HF
5685
.B2
O2
1966

OAKLAND COUNTY BOARD OF AUDITORS

OAKLAND COUNTY COURT HOUSE

1200 NORTH TELEGRAPH ROAD

PONTIAC, MICHIGAN 48053

PHONE 338-4751

BOARD MEMBERS

DANIEL T. MURPHY
CHAIRMAN

ROBERT E. LILLY
VICE CHAIRMAN

JOHN B. OSGOOD
MEMBER

MARY W. SHANKS
REIMBURSEMENT DIRECTOR

Mr. Daniel T. Murphy, Chairman
Mr. Robert E. Lilly, Vice Chairman
Mr. John B. Osgood, Member
Oakland County Board of Auditors
Pontiac, Michigan

Gentlemen:

The Reimbursement Division is pleased to submit, for your consideration, the following report detailing the operations of this department for the year 1966.


It is gratifying to be able to show a continued increase in total reimbursements received in spite of the fact that the department was short staffed for part of the year due to the illness of the Director.

The programs are changing constantly and the Reimbursement Division makes every effort to keep abreast with these changes by making whatever adjustments that are indicated so the highest degree of efficiency may be maintained.

The day to day operation of this department is intricately involved with many divisions of the county as well as the State Departments of Revenue and Mental Health and a close liaison is maintained with the Veterans Administration and the Social Security Administration, divisions of the Federal Government.

If you have any questions concerning any part of this report, please feel free to call.

Respectfully submitted,



Mary W. Shanks
Director

OAKLAND COUNTY BOARD OF AUDITORS

OAKLAND COUNTY COURT HOUSE

1200 NORTH TELEGRAPH ROAD

PONTIAC, MICHIGAN 48053

PHONE 338-4751

BOARD MEMBERS

DANIEL T. MURPHY
CHAIRMAN

ROBERT E. LILLY
VICE CHAIRMAN

JOHN B. OSGOOD
MEMBER

CLERK OF BOARD
N. ELAINE MILLEUR

To All Members of the
Ways and Means and Health Committees
Oakland County Board of Supervisors
Pontiac, Michigan

Gentlemen:


The Reimbursement Division, a department within the Board of Auditors and under the supervision of its Director, Mary W. Shanks, has prepared the following report for your consideration.

The report covers the operations of the Reimbursement Division for the period January 1, 1966 to January 1, 1967. Mrs. Shanks and her staff are again to be commended for performing efficiently a job that involves many complexities.

You might have a question concerning some part of this report and Mrs. Shanks or a member of this Board would be pleased to have you call.

Very truly yours,

OAKLAND COUNTY BOARD OF AUDITORS


Daniel T. Murphy
Chairman


Robert E. Lilly
Vice Chairman

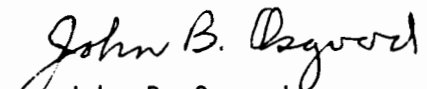

John B. Osgood
Member

TABLE OF CONTENTS

REPORT OF ACTIVITY	1
TOTAL REIMBURSEMENT	2
STATE INSTITUTIONS:	
ADMITTANCES AND DISCHARGES	3
SUMMARY OF REIMBURSEMENTS	4
EXPENDITURES	5
REIMBURSEMENTS-DETAILED	6
EMERGENCY MENTAL HOSPITALIZATION:	
ST. CLAIR HOSPITALIZATION PROGRAM	7
EXPENDITURES	8
JUVENILE COURT ACCOUNTS	9
MISCELLANEOUS ACCOUNTS	10

REIMBURSEMENT DIVISION
 January 1, 1966, thru December 31, 1966
 Report of Activity

<u>ACCOUNTS</u>	<u>NUMBER OF TRANSACTIONS</u>		
	<u>1966</u>	<u>1965</u>	<u>1964</u>
Child Care (Juvenile Maintenance)	4700	4443	4264
Contagious Hospital	57	112	133
Mental Hospitals & Emergency Care	2128	2985	2503
Reimbursement of Doctors' Exams	<u>35</u>	<u>40</u>	<u>75</u>
TOTAL	6920	7580	6975
<u>TRUST ACCOUNTS</u>	<u>1966</u>	<u>1965</u>	<u>1964</u>
Boys' & Girls' Vocational Schools	939	648	462
Probate Support	490	694	898
Dependent Persons	<u>857</u>	<u>1055</u>	<u>1209</u>
TOTAL	2286	2397	2569
COMBINED TOTAL	<u>9206</u>	<u>9977</u>	<u>9544</u>
<u>MISCELLANEOUS</u>			
Number of Auditors Cash Receipt Transactions	<u>1213</u>	<u>1384</u>	<u>1338</u>
TOTAL	<u>10,419</u>	<u>11,361</u>	<u>10,882</u>

REIMBURSEMENT DIVISION

Statement of Receipts

January 1, 1966, thru December 31, 1966

<u>ACCOUNTS</u>	<u>AMOUNT RECEIVED</u>		
	<u>1966</u>	<u>1965</u>	<u>1964</u>
Child Care (Juvenile Maintenance)	\$135,372.35	\$121,511.32	\$111,790.89
Contagious Hospital	533.44	1,403.95	1,340.50
Miscellaneous Accounts	- - -	112.50	202.00
Reimbursement for Doctor's exams	723.80	790.36	1,880.22
Mental Institutions & Emergency care	<u>262,491.38</u>	<u>244,545.86</u>	<u>208,031.03</u>
TOTAL	\$399,120.97	\$368,363.99	\$323,244.64
<u>TRUST ACCOUNTS</u>	<u>1966</u>	<u>1965</u>	<u>1964</u>
Boys' & Girls' Vocational Schools	\$ 15,461.17	\$ 11,702.93	\$ 6,860.13
Probate Support	24,969.63	27,887.04	30,159.92
Dependent Persons	<u>23,615.44</u>	<u>29,575.93</u>	<u>34,009.42</u>
TOTAL	\$ 64,046.24	\$ 69,165.90	\$ 71,029.47
COMBINED TOTAL	<u>\$463,167.21</u>	<u>\$437,529.89</u>	<u>\$394,274.11</u>

STATE INSTITUTIONS

Summary of Admittances and Discharges

<u>Mentally Ill Hospitals</u>	<u>1966</u>			<u>1965</u>	
	<u>Admitted</u>	<u>Dismissed</u>	<u>Discharged</u> <u>State at Large</u>	<u>Admitted</u>	<u>Discharged</u>
Pontiac State Hospital, Northville State Hospital, Howell State Hospital, Newberry State Hospital, Traverse City and Kalamazoo State Hospital	860	798	67	608	564
Hawthorn Center and Lafayette Clinic	85	63	5	47	42
<u>Mentally Handicapped Hospitals</u>					
Lapeer, Plymouth, Ypsilanti, Fort Custer	56	23	41	67	70
Caro State Hospital	23	7	11	19	14
<u>Criminally Insane</u>					
Ionia	<u>11</u>	<u>6</u>	<u>1</u>	<u>8</u>	<u>7</u>
TOTAL	<u>1035</u>	<u>897</u>	<u>125</u>	<u>749</u>	<u>697</u>

The above report was compiled from the "Support of Patient"-- the form used by the Department of Revenue, State of Michigan, to bill counties for the first 365 days of hospitalization in state institutions. Oakland County is charged for the first 365 days an Oakland County resident is hospitalized and care after this initial period is as a State at Large patient. Therefore, a percentage of those patients listed as discharged in 1965 might still be hospitalized as State at Large.

Please see pages 11 thru 24 for a more detailed report of individual hospitals.

SUMMARY OF REIMBURSEMENTS FOR HOSPITALIZATION

OF MENTALLY ILL AND MENTALLY HANDICAPPED

January 1, 1966, thru December 31, 1966

<u>MENTALLY ILL AND MENTALLY HANDICAPPED ACCOUNTS:</u>	<u>1966</u>	<u>1965</u>
Hospitals for the Mentally Ill (Including emergency mental)	\$236,755.93	\$205,546.39
Hospitals for the Mentally Handicapped	\$ 20,971.35	\$ 38,306.97
Hospitals for the Insane (Ionia)	\$ <u>4,764.10</u>	\$ <u>692.51</u>
TOTAL AMOUNT RECEIVED	\$262,491.38	\$244,545.87

It is the responsibility of the Reimbursement Division to collect monies due the County of Oakland as ordered by the Probate Judge on all active and past due mental hospital accounts.

All responsible relatives are interviewed by the Reimbursement Division and a detailed financial statement is compiled and submitted to the Probate Judge to assist him in making his determination as to ability to pay. Through this interview, the need for verification of settlement and residence is often indicated and the matter is then referred to the Department of Social Welfare for investigation. Many hundreds of dollars each year is saved by the County as a result of these investigations as the charge is billed to the County of residence of the patient or assumed by the state-at-large rather than by the committing county.

STATE INSTITUTIONS

January 1, 1966, thru December 31, 1966

EXPENDITURES

	Per diem cost pd. to Dept. of Rev. <u>1966</u>	Per diem cost pd. to Dept. of Rev. <u>1965</u>
INSTITUTIONS FOR THE MENTALLY ILL		
Hawthorn Center	\$ 66,951.95	\$ 34,262.00
Kalamazoo	33.80	487.60
Lafayette	27,289.75	14,328.20
Howell	5,445.75	1,955.40
Newberry	388.70	- - -
Northville	14,061.50	13,778.60
Pontiac State & Emergency Mental	398,665.50	335,145.82
Ypsilanti	<u>4,059.50</u>	<u>4,742.60</u>
TOTAL	\$516,896.45	\$404,700.22
INSTITUTIONS FOR THE MENTALLY HANDICAPPED		
Caro	\$ 45,831.30	\$ 26,791.90
Lapeer	75,214.83	90,659.80
Plymouth	2,434.80	16,657.30
Traverse City	<u>871.25</u>	<u>1,578.60</u>
TOTAL	\$124,351.18	\$135,687.60
INSTITUTIONS FOR THE CRIMINALLY INSANE		
Ionia	\$ 31,788.75	\$ 18,398.30
EMERGENCY CARE - MENTALLY ILL	60,273.68	87,371.05
EMERGENCY CARE - HANDICAPPED	11,022.50	10,401.38
TRANSPORTATION FOR PATIENTS	<u>8,214.50</u>	<u>6,024.00</u>
COMBINED TOTAL	\$ 752,547.06	\$662,582.55

STATE INSTITUTIONS

January 1, 1966 thru December 31, 1966

REIMBURSEMENTS

Amt. Collected by County 1966	Credits fr. Dept of Rev 1966	Total Amt. Collected 1966	Total Amt. Collected 1965
-------------------------------------	------------------------------------	---------------------------------	---------------------------------

INSTITUTIONS FOR
THE MENTALLY ILL

Hawthorn Center	\$ 37,193.56	\$ 2,345.50	\$ 39,539.06	\$ 18,337.58
Kalamazoo	- - -	- - -	- - -	352.00
Lafayette	8,981.12	2,290.90	11,272.02	6,544.75
Newberry	- - -	- - -	- - -	- - -
Northville	6,654.53	246.00	6,900.53	9,766.79
Pontiac State & Emergency Mental	140,954.01	37,688.56	178,642.57	168,685.22
Ypsilanti	<u>296.75</u>	<u>105.00</u>	<u>401.75</u>	<u>1,860.05</u>
TOTAL	\$ 194,079.97	\$ 42,675.96	\$ 236,755.93	\$ 205,546.39

INSTITUTIONS FOR THE
MENTALLY HANDICAPPED

Caro	\$ 3,190.99	\$ 5,511.88	\$ 8,702.87	\$ 12,215.64
Coldwater	220.00	- - -	220.00	200.00
Lapeer	7,197.98	3,692.21	10,890.19	16,764.61
Mt. Pleasant	95.00	- - -	95.00	509.00
Plymouth	776.39	21.00	797.39	8,617.72
Traverse City	- - -	- - -	- - -	- - -
Howell	- - -	<u>265.90</u>	<u>265.90</u>	- - -
TOTAL	\$ 11,480.36	\$ 9,490.99	\$ 20,971.35	\$ 38,306.97

INSTITUTIONS FOR THE
CRIMINALLY INSANE

Ionia	\$ <u>4,764.10</u>	\$ - - -	\$ <u>4,764.10</u>	\$ <u>692.51</u>
COMBINED TOTAL	\$ 210,324.43	\$ 52,166.95	\$ 262,491.38	\$ 244,545.87

ST. CLAIR HOSPITAL PROGRAM

During the year of 1966 the number of individual cases hospitalized at St. Clair Hospital under our emergency mental program totaled 580 in contrast to 597 cases in 1965.

LENGTH OF STAY

<u>Number of Days</u>	<u>Number of Cases</u>	
	<u>1966</u>	<u>1965</u>
1 - 7	282	229
8 - 14	168	116
15 - 30	78	125
31 - 42	13	51
43 - 90	27	65
91 - 180	8	6
181 - 365	4	5

Not included in above report

Still hospitalized - January 1, 1967	22
--------------------------------------	----

DISPOSITION OF CASES

	<u>1966</u>	<u>1965</u>
Transferred to State Institutions	339	349
Transferred to Veteran's Hospital	17	13
Cases Dismissed	196	217
Charged to another County or State	3	1
Transferred to other hospitals	25	15
Expired during stay at St. Clair	0	2

EMERGENCY MENTAL HOSPITALIZATION EXPENSE TO OAKLAND COUNTY

January 1, 1966, thru December 31, 1966

	Paid by County <u>1966</u>	Paid by County <u>1965</u>
EMERGENCY CARE FOR MENTALLY ILL		
St. Clair Hospital	\$ 58,133.75	\$ 82,694.05
Glen Eden Hospital	773.00	4,650.00
Kingswood Hospital	979.50	
Pontiac General Hospital		27.00
Detroit General Hospital	387.43	
EMERGENCY CARE FOR MENTALLY HANDICAPPED		
Haven Farms	7,405.00	4,810.00
Myers Nursing Home	294.50	469.88
Stan Marie Hospital		2,685.00
Rock Haven	2,411.00	2,436.50
Varran Nursing Home	912.00	
TRANSPORTATION FOR PATIENTS		
Ambulance Charges	<u>8,214.50</u>	<u>6,024.00</u>
TOTAL AMOUNT PAID BY OAKLAND COUNTY	\$ 79,510.68	\$103,796.43

CONCERNING EMERGENCY MENTAL HOSPITALIZATION:

The Reimbursement Division not only follows collection on these accounts but is responsible for all operations in connection with this program not handled by the Probate Court.

By Mental Health Statute the county of residence pays the State Department of Revenue per diem cost for all patients hospitalized in state institutions for the first year of care. As of 8-15-60 the county of residence receives day credit for this emergency hospitalization on the first year. Prior to this date no credit was given the County for supplying this care when the patient was later admitted to a state institution. We received 11,016 days credit for the year 1965 and 8,731 days credit for the year 1966. This will accrue as part of the first year of care in a state institution.

JUVENILE ACCOUNTS

Statement of Receipts

January 1, 1966, thru December 31, 1966

<u>ACCOUNTS</u>	<u>REIMBURSEMENT RECEIVED</u>		
	<u>1966</u>	<u>1965</u>	<u>1964</u>
Child Care	\$135,372.35*	\$121,511.32	\$111,790.89
Trust Accounts:			
Boys' & Girls' Vocational Schools	15,461.17	11,702.93	6,860.13
Probate Support	<u>24,969.63**</u>	<u>27,887.04</u>	<u>30,159.92</u>
COMBINED TOTAL	\$175,803.15	\$161,101.29	\$148,810.94

The Reimbursement Division is responsible for collection of all charges ordered by the Probate Judge for care supplied by the County through the Juvenile Court. Whenever a child receives this care, a financial statement is taken and an order is entered commensurate with the parents ability to pay.

*This amount includes \$965.87 credited to Oakland County on the State Support of Patients & represents benefits from Social Security and Veteran's benefits collected by the Department of Revenue.

**Probate Support accounts represent monies collected and paid out as received to the person caring for the child. This is as decreed by the Probate Court Order.

MISCELLANEOUS ACCOUNTS

CONTAGIOUS HOSPITAL

A financial investigation as to ability to pay is made before charges are accepted for any contagious hospitalization.

	<u>1966</u>	<u>1965</u>
Cost to County	\$ 6,379.92	\$ 7,927.15
Reimbursement	533.44	1,403.95

DEPENDENT PARENT & POOR PERSONS

Monies received on these accounts are by Probate Court Order in matters initiated by the Bureau of Social Aid and the Prosecutor's office, and are paid out to obligees designated in the Court Order as received.

	<u>1966</u>	<u>1965</u>
Reimbursement received	\$ 23,615.44	\$ 29,575.93

REIMBURSEMENT FOR DOCTOR'S EXAMINATIONS

These charges are for doctor's examinations made prior to commitment to a state institution as required by statute.

	<u>1966</u>	<u>1965</u>
Cost to County	\$ 6,265.00	\$ 6,636.00
Reimbursement	723.80	790.36

BOYS' VOCATIONAL & GIRL'S TRAINING SCHOOL ACCOUNTS

	<u>1966</u>	<u>1965</u>
Cost to County	\$149,575.94	\$131,947.17
Reimbursement	15,461.17	11,702.93

HIGHWAY AMBULANCE

Highway ambulance invoices are reviewed by the Reimbursement Division and eventually O.K.'d for payment or returned to the issuing company if it is found the person so transported was not indigent, and employable, making the account collectible through a local court. Through this review the County is relieved of payment of several hundreds of dollars.

CARO STATE HOSPITAL

Number of Patients in Hospital
as of 12-31-64
10

<u>1965</u>	<u>Admittances</u>	<u>Discharges</u>	<u>Persons in Hospital</u>
January	0	1	9
February	4	3	10
March	1	1	10
April	2	3	9
May	0	0	9
June	1	0	10
July	1	3	8
August	5	0	13
September	2	2	13
October	2	1	14
November	0	0	14
December	1	0	15
<u>TOTAL</u>	<u>19</u>	<u>14</u>	

Number of Patients in Hospital
as of 12-31-65
15

<u>1966</u>	<u>Admittances</u>	<u>Discharges</u>	<u>St. at Large</u>	<u>Persons in Hospital</u>
January	2	1	1	15
February	2	0	0	17
March	1	0	1	17
April	0	0	0	17
May	1	1	1	16
June	6	1	1	20
July	2	1	3	18
August	3	0	1	20
September	1	1	1	19
October	1	1	0	19
November	3	1	2	19
December	1	0	0	20
<u>TOTAL</u>	<u>23</u>	<u>7</u>	<u>11</u>	

Number of Patients Hospitalized
as of 12-31-66

20
(11)

FORT CUSTER

Number of Patients in Hospital
as of 12-31-64
3

1965	Admittances	Discharges	Persons in Hospital
January	0	0	3
February	3	0	6
March	10	0	16
April	1	1	16
May	6	2	20
June	0	4	16
July	0	1	15
August	1	0	16
September	1	2	15
October	0	0	15
November	0	1	14
December	0	1	13
TOTAL	22	12	

Number of Patients in Hospital
as of 12-31-65
13

1966	Admittances	Discharges	St. at Large	Persons in Hospital
January	1	0	0	14
February	0	0	0	14
March	0	1	0	13
April	2	0	4	11
May	1	0	3	9
June	0	1	3	5
July	1	0	2	4
August	0	0	0	4
September	1	0	0	5
October	0	0	1	4
November	0	0	2	2
December	0	0	0	2
TOTAL	6	2	15	

Number of Patients Hospitalized
as of 12-31-66

2
(12)

HAWTHORN CENTER

Number of Patients in Hospital
as of 12-31-64
14

1965	Admittances	Discharges	Persons in Hospital
January	1	1	14
February	3	3	14
March	0	1	13
April	2	1	14
May	0	1	13
June	2	1	14
July	7	5	16
August	4	1	19
September	2	4	17
October	0	0	17
November	2	0	19
December	2	0	21
TOTAL	25	18	

Number of Patients in Hospital
as of 12-31-65
21

1966	Admittances	Discharges	St. at Large	Persons in Hospital
January	4	2	0	23
February	5	2	0	26
March	0	0	0	26
April	0	0	0	26
May	1	1	0	26
June	2	0	0	28
July	4	5	0	27
August	5	2	0	30
September	9	4	4	31
October	1	3	0	29
November	0	4	0	25
December	2	1	0	26
TOTAL	33	24	4	

Number of Patients Hospitalized
as of 12-31-66
26
(13)

HOWELL

Number of Patients in Hospital
as of 12-31-64
0

<u>1965</u>	<u>Admittances</u>	<u>Discharges</u>	<u>Persons in Hospital</u>
January	0	0	0
February	0	0	0
March	0	0	0
April	1	0	1
May	0	0	1
June	0	0	1
July	0	0	1
August	0	0	1
September	0	0	1
October	0	0	1
November	0	0	1
December	0	0	1
<u>TOTAL</u>	<u>1</u>	<u>0</u>	

Number of Patients in Hospital
as of 12-31-65
1

<u>1966</u>	<u>Admittances</u>	<u>Discharges</u>	<u>St. at Large</u>	<u>Persons in Hospital</u>
January	0	0	0	1
February	0	0	0	1
March	2	0	0	3
April	0	0	0	3
May	0	0	0	3
June	0	0	1	2
July	0	0	0	2
August	0	0	0	2
September	0	0	0	2
October	0	0	0	2
November	0	0	0	2
December	0	0	0	2
<u>TOTAL</u>	<u>2</u>	<u>0</u>	<u>1</u>	

Number of Patients Hospitalized
as of 12-31-66

2
(14)

IONIA

Number of Patients in Hospital
as of 12-31-64
7

<u>1965</u>	<u>Admittances</u>	<u>Discharges</u>	<u>Persons in Hospital</u>
January	0	0	7
February	2	0	9
March	0	0	9
April	0	0	9
May	2	0	11
June	1	0	12
July	0	2	10
August	0	2	8
September	0	0	8
October	2	2	8
November	0	1	7
December	1	0	8
<u>TOTAL</u>	<u>8</u>	<u>7</u>	

Number of Patients in Hospital
as of 12-31-65
8

<u>1966</u>	<u>Admittances</u>	<u>Discharges</u>	<u>St. at Large</u>	<u>Persons in Hospital</u>
January	0	0	0	8
February	1	1	0	8
March	4	1	0	11
April	0	1	0	10
May	1	1	0	10
June	0	0	0	10
July	2	0	0	12
August	1	1	0	12
September	1	1	1	11
October	1	0	0	12
November	0	0	0	12
December	0	0	0	12
<u>TOTAL</u>	<u>11</u>	<u>6</u>	<u>1</u>	

Number of Patients Hospitalized
as of 12-31-66

12
(15)

KALAMAZOO

Number of Patients in Hospital
as of 12-31-64
0

1965	Admittances	Discharges	Persons in Hospital
January	0	0	0
February	1	0	1
March	1	0	2
April	0	1	1
May	0	1	0
June	0	0	0
July	0	0	0
August	0	0	0
September	0	0	0
October	1	0	1
November	0	1	0
December	0	0	0
TOTAL	3	3	

Number of Patients in Hospital
as of 12-31-65
0

1966	Admittances	Discharges	St. at Large	Persons in Hospital
January	0	0	0	0
February	0	0	0	0
March	0	0	0	0
April	0	0	0	0
May	0	0	0	0
June	0	0	0	0
July	0	0	0	0
August	0	0	0	0
September	0	0	0	0
October	0	0	0	0
November	0	0	0	0
December	1	0	0	1
TOTAL	1	0	0	

Number of Patients in Hospital
as of 12-31-66

1
(16)

LAFAYETTE CLINIC

Number of Patients in Hospital
as of 12-31-64
7

1965	Admittances	Discharges	Persons in Hospital
January	2	3	6
February	0	2	4
March	2	1	5
April	3	0	8
May	4	2	10
June	0	4	6
July	3	2	7
August	4	1	10
September	1	1	10
October	1	2	9
November	1	4	6
December	1	2	5
TOTAL	22	24	

Number of Patients in Hospital
as of 12-31-65
5

1966	Admittances	Discharges	St. at Large	Persons in Hospital
January	0	2	0	3
February	1	1	0	3
March	1	1	0	3
April	9	0	0	12
May	3	1	0	14
June	6	3	0	17
July	6	3	0	20
August	2	5	0	17
September	9	3	0	23
October	6	8	1	20
November	4	8	0	16
December	5	4	0	17
TOTAL	52	39	1	

Number of Patients Hospitalized
as of 12-31-66

17
(17)

LAPEER STATE HOME AND TRAINING SCHOOL

Number of Patients in Hospital
as of 12-31-64
24

<u>1965</u>	<u>Admittances</u>	<u>Discharges</u>	<u>Persons in Hospital</u>
January	3	2	25
February	0	1	24
March	1	2	23
April	5	5	23
May	3	1	25
June	1	1	25
July	11	2	34
August	5	6	33
September	1	3	31
October	0	3	28
November	1	4	25
December	1	2	24
<u>TOTAL</u>	<u>32</u>	<u>32</u>	

Number of Patients in Hospital
as of 12-31-65
24

<u>1966</u>	<u>Admittances</u>	<u>Discharges</u>	<u>St. at Large</u>	<u>Persons in Hospital</u>
January	2	2	1	23
February	1	2	2	20
March	2	0	0	22
April	1	0	2	21
May	4	0	4	21
June	3	1	2	21
July	6	0	3	24
August	4	3	5	20
September	6	0	3	23
October	2	0	0	25
November	6	1	2	28
December	0	0	0	28
<u>TOTAL</u>	<u>37</u>	<u>9</u>	<u>24</u>	

Number of Patients Hospitalized
as of 12-31-66

28
(18)

NORTHVILLE STATE HOSPITAL

Number of Patients in Hospital
as of 12-31-64

10

1965	Admittances	Discharges	Persons in Hospital
January	0	1	9
February	0	1	8
March	1	1	8
April	0	2	6
May	1	1	6
June	3	2	7
July	1	2	6
August	0	1	5
September	0	0	5
October	0	1	4
November	2	0	6
December	2	0	8
TOTAL	10	12	

Number of Patients in Hospital
as of 12-31-65

8

1966	Admittances	Discharges	St. at Large	Persons in Hospital
January	2	1	0	9
February	2	1	0	10
March	1	3	0	8
April	2	2	1	7
May	1	3	0	5
June	4	3	1	5
July	2	0	0	7
August	2	2	0	7
September	2	2	0	7
October	1	2	0	6
November	1	1	2	4
December	1	0	0	5
TOTAL	21	20	4	

Number of Patients Hospitalized
as of 12-31-66

5
(19)

PLYMOUTH

Number of Patients in Hospital
as of 12-31-64
14

1965	Admittances	Discharges	Persons in Hospital
January	0	2	12
February	0	0	12
March	0	1	11
April	1	2	10
May	0	1	9
June	1	1	9
July	0	0	9
August	0	0	9
September	0	4	5
October	1	2	4
November	1	4	1
December	0	0	1
TOTAL	4	17	

Number of Patients in Hospital
as of 12-31-65
1

1966	Admittances	Discharges	St. at Large	Persons in Hospital
January	0	0	0	1
February	0	0	0	1
March	0	0	0	1
April	0	0	0	1
May	0	0	0	1
June	0	0	0	1
July	0	0	0	1
August	0	0	1	0
September	0	0	0	0
October	2	0	0	2
November	0	1	0	1
December	3	0	0	4
TOTAL	5	1	1	

Number of Patients Hospitalized
as of 12-31-66

4
(20)

PONTIAC STATE HOSPITAL

Number of Patients in Hospital
as of 12-31-64
163

1965	Admittances	Discharges	Persons in Hospital
January	27	26	164
February	39	35	168
March	49	35	182
April	48	40	190
May	51	49	192
June	57	50	199
July	43	43	199
August	68	43	224
September	48	61	211
October	52	69	194
November	59	48	205
December	52	50	207
TOTAL	593	549	

Number of Patients in Hospital
as of 12-31-65
207

1966	Admittances	Discharges	St. at Large	Persons in Hospital
January	66	59	3	211
February	61	58	7	207
March	82	50	1	238
April	56	73	9	212
May	76	57	7	224
June	78	98	6	198
July	72	58	5	207
August	92	50	4	245
September	64	88	6	215
October	74	70	4	215
November	57	56	4	212
December	54	56	6	204
TOTAL	832	773	62	

Number of Patients Hospitalized
as of 12-31-66

204
(21)

YPSILANTI STATE HOSPITAL

Number of Patients in Hospital

as of 12-31-64

3

1965	Admittances	Discharges	Persons in Hospital
January	0	2	1
February	1	0	2
March	1	1	2
April	0	1	1
May	1	0	2
June	0	1	1
July	1	1	1
August	1	0	2
September	1	1	2
October	2	1	3
November	1	0	4
December	0	1	3
TOTAL	9	9	

Number of Patients in Hospital

as of 12-31-65

3

1966	Admittances	Discharges	St. at Large	Persons in Hospital
January	3	2	0	4
February	1	1	0	4
March	1	2	0	3
April	0	0	0	3
May	0	1	0	2
June	2	1	0	3
July	2	1	0	4
August	0	2	0	2
September	0	1	1	0
October	0	0	0	0
November	0	0	0	0
December	0	0	0	0
TOTAL	9	11	1	

Number of Patients Hospitalized

as of 12-31-66

0

(22)

TRAVERSE CITY

Number of Patients in Hospital
as of 12-31-64

0

1965	Admittances	Discharges	Persons in Hospital
January	0	0	0
February	0	0	0
March	0	0	0
April	1	0	1
May	0	0	1
June	0	0	1
July	0	0	1
August	0	0	1
September	0	0	1
October	0	0	1
November	0	0	1
December	0	0	1
TOTAL	1	0	

Number of Patients in Hospital
as of 12-31-65

1

1966	Admittances	Discharges	St. at Large	Persons in Hospital
January	0	0	0	1
February	0	1	0	0
March	0	0	0	0
April	2	0	0	2
May	0	0	0	2
June	0	0	0	2
July	1	1	0	2
August	0	2	0	0
September	0	0	0	0
October	0	0	0	0
November	0	0	0	0
December	0	0	0	0
TOTAL	3	4	0	

Number of Patients Hospitalized
as of 12-31-66

0
(23)

NEWBERRY

Number of Patients in Hospital
as of 12-31-65

0

<u>1966</u>	<u>Admittances</u>	<u>Discharges</u>	<u>St. at Large</u>	<u>Persons in Hospital</u>
January	0	0	0	0
February	0	0	0	0
March	0	0	0	0
April	0	0	0	0
May	0	0	0	0
June	0	0	0	0
July	0	0	0	0
August	1	0	0	1
September	0	0	0	1
October	0	1	0	0
November	0	0	0	0
<u>December</u>	<u>0</u>	<u>0</u>	<u>0</u>	<u>0</u>
TOTAL	1	1	0	

Number of Patients Hospitalized
as of 12-31-66

0

(24)