

ANNUAL REPORT

1967

REIMBURSEMENT DIVISION

OAKLAND COUNTY

BOARD OF AUDITORS

R-OCDOC
HF
5685
.B2
O2
1967

OAKLAND COUNTY BOARD OF AUDITORS

OAKLAND COUNTY COURT HOUSE

1200 NORTH TELEGRAPH ROAD

PONTIAC, MICHIGAN 48053

PHONE 338-4751

BOARD MEMBERS

DANIEL T. MURPHY
CHAIRMAN

ROBERT E. LILLY
VICE CHAIRMAN

JOHN B. OSGOOD
MEMBER

SECRETARY TO BOARD
N. ELAINE MCFALL

DEPUTY SECRETARIES
VERA C. WOODS
BETTY J. OCKERMAN

KEM
4/11/68
R.E.
117

To All Members of the
Ways and Means and Health Committees
Oakland County Board of Supervisors
Pontiac, Michigan

Gentlemen:

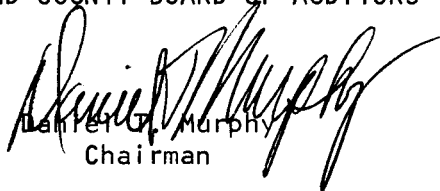
The Reimbursement Division, a department within the Board of Auditors and under the supervision of its Director, Mary W. Shanks, has prepared the following report for your consideration.

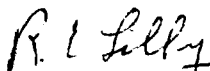
The report covers the operations of the Reimbursement Division for the period January 1, 1967 to January 1, 1968. Mrs. Shanks and her staff are again to be commended for performing efficiently a job that involves many complexities.

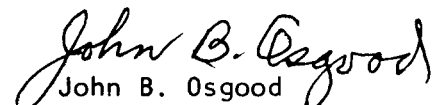
You might have a question concerning some part of this report and Mrs. Shanks or a member of this Board would be pleased to have you call.

Very truly yours,

OAKLAND COUNTY BOARD OF AUDITORS


Daniel T. Murphy
Chairman


Robert E. Lilly
Vice Chairman


John B. Osgood
Member

OAKLAND COUNTY BOARD OF AUDITORS

OAKLAND COUNTY COURT HOUSE

1200 NORTH TELEGRAPH ROAD

PONTIAC, MICHIGAN 48053

PHONE 338-4751

BOARD MEMBERS

DANIEL T. MURPHY
CHAIRMAN

ROBERT E. LILLY
VICE CHAIRMAN

JOHN B. OSGOOD
MEMBER

MARY W. SHANKS
REIMBURSEMENT DIRECTOR

Mr. Daniel T. Murphy, Chairman
Mr. Robert E. Lilly, Vice Chairman
Mr. John B. Osgood, Member
Oakland County Board of Auditors
Pontiac, Michigan

Gentlemen:

The following reports covering the operation of the Reimbursement Division for the year 1967 are submitted for your consideration and perusal.

An unusual increase of approximately \$69,000 in overall collections is reported and I would like to add a bit of explanation.


The United Automotive Workers contract effective September 1966 recognized mental illness as a significant component and negotiated additional benefits for their members increasing payment for in-patient care for the mentally ill from 30 to 45 days and decreasing the waiting period between illnesses from 6 months to 3 months. These increased benefits are responsible for the major part of our increase in reimbursements.

As has been noted in past reports, state and federal programs are changing constantly and your Reimbursement Director makes every effort to keep abreast with these changes and remain knowledgeable as to their applications.

The day to day operation of this department is intricately involved with many divisions of the county as well as the State Departments of Revenue and Mental Health and a close liaison is maintained with the Veterans Administration and the Social Security Administration, divisions of the Federal Government.

If you have any questions concerning any part of this report, please feel free to call.

Respectfully submitted,



Mary W. Shanks
Director

TABLE OF CONTENTS

REPORT OF ACTIVITY	1
TOTAL REIMBURSEMENT	2
STATE INSTITUTIONS:	
ADMITTANCES AND DISCHARGES	3
SUMMARY OF REIMBURSEMENTS	4
EXPENDITURES	5
REIMBURSEMENTS - DETAILED	6
EMERGENCY MENTAL HOSPITALIZATION:	
ST. CLAIR HOSPITALIZATION PROGRAM	7
EXPENDITURES	8
VOLUNTARY ADMITTANCES	9
JUVENILE COURT ACCOUNTS	10
MISCELLANEOUS ACCOUNTS	11

REIMBURSEMENT DIVISION

Statement of Receipts

January 1, 1967, thru December 31, 1967

<u>ACCOUNTS</u>	<u>AMOUNT RECEIVED</u>		
	<u>1967</u>	<u>1966</u>	<u>1965</u>
Child Care (Juvenile Maintenance)	\$158,365.27	\$135,372.35	\$121,511.32
Contagious Hospital	694.80	533.44	1,403.95
Reimbursement for Doctors' Exams	1,406.70	723.80	790.36
Mental Institutions & Emergency Care	<u>331,789.78</u>	<u>262,491.38</u>	<u>244,545.86</u>
TOTAL	\$492,256.55	\$399,120.97	\$368,251.49
<u>TRUST ACCOUNTS</u>	<u>1967</u>	<u>1966</u>	<u>1965</u>
Boys' & Girls' Vocational Schools	\$ 16,449.52	\$ 15,461.17	\$ 11,702.93
Probate Support	19,298.97	24,969.63	27,887.04
Dependent Persons	<u>14,674.35</u>	<u>23,615.44</u>	<u>29,575.93</u>
TOTAL	\$ 50,422.84	\$ 64,046.24	\$ 69,165.90
COMBINED TOTAL	<u>\$542,679.39</u>	<u>\$463,167.21</u>	<u>\$437,529.89</u>

STATE INSTITUTIONS

Summary of Admittances and Discharges

<u>Mentally Ill Hospitals</u>	<u>1967</u>			<u>1966</u>	
	<u>Admitted</u>	<u>Discharged</u>		<u>Admitted</u>	<u>Discharged</u>
		<u>Dismissed</u>	<u>State at Large</u>		
Pontiac State Hospital, Northville State Hospital, Kalamazoo State Hospital, Kalamazoo South West, Traverse City and Howell State Hospital	804	740	59	860	865
Hawthorn Center and Lafayette Clinic	102	102	6	85	68
 <u>Mentally Handicapped Hospitals</u>					
Lapeer, Plymouth, Ypsilanti, Fort Custer	43	11	33	56	64
Caro State Hospital	10	12	8	23	18
 <u>Criminally Insane</u>					
Ionia	<u>9</u>	<u>10</u>	<u>1</u>	<u>11</u>	<u>7</u>
TOTAL	<u>968</u>	<u>875</u>	<u>107</u>	<u>1035</u>	<u>1022</u>

The above report was compiled from the "Support of Patients" -- the form used by the Department of Revenue, State of Michigan, to bill counties for the first 365 days of hospitalization in state institutions. Oakland County is charged for the first 365 days an Oakland County resident is hospitalized and care after this initial period is as a State at Large patient. Therefore, a percentage of those patients listed as discharged in 1966 might still be hospitalized as State at Large.

Please see pages 12 thru 22 for a more detailed report of individual hospitals.

SUMMARY OF REIMBURSEMENTS FOR HOSPITALIZATION

OF MENTALLY ILL AND MENTALLY HANDICAPPED

January 1, 1967, thru December 31, 1967

<u>MENTALLY ILL AND MENTALLY HANDICAPPED ACCOUNTS:</u>	<u>1967</u>	<u>1966</u>
Hospitals for the Mentally Ill (Including emergency mental)	\$302,647.49	\$236,755.93
Hospitals for the Mentally Handicapped	\$ 26,371.31	\$ 20,971.35
Hospitals for the Insane (Ionia)	\$ <u>2,770.98</u>	\$ <u>4,764.10</u>
TOTAL AMOUNT RECEIVED	\$331,789.78	\$262,491.38

It is the responsibility of the Reimbursement Division to collect monies due the County of Oakland as ordered by the Probate Judge on all active and past due mental hospital accounts.

All responsible relatives are interviewed by the Reimbursement Division and a detailed financial statement is compiled and submitted to the Probate Judge to assist him in making his determination as to ability to pay. Through this interview, the need for verification of settlement and residence is often indicated and the matter is then referred to the Department of Social Services for investigation. Many hundreds of dollars each year is saved by the County as a result of these investigations as the charge is billed to the County of residence of the patient or assumed by the state-at-large rather than by the committing county.

STATE INSTITUTIONS

January 1, 1967, thru December 31, 1967

EXPENDITURES

	Per diem cost pd. to Dept. of Rev. <u>1967</u>	Per diem cost pd. to Dept. of Rev. <u>1966</u>
INSTITUTIONS FOR THE MENTALLY ILL		
Hawthorn Center	\$ 58,717.90	\$ 66,951.95
Kalamazoo	5,500.20	33.80
Lafayette	48,873.30	27,289.75
Howell	1,299.60	5,445.75
Newberry	- - - -	388.70
Northville	9,332.00	14,061.50
Pontiac State	439,825.25	398,665.50
Ypsilanti	<u>2,304.00</u>	<u>4,059.50</u>
TOTAL	\$565,852.25	\$516,896.45
INSTITUTIONS FOR THE MENTALLY HANDICAPPED		
Caro	\$ 34,777.02	\$ 45,831.30
Lapeer	95,765.30	75,214.83
Plymouth	14,849.70	2,434.80
Traverse City	<u>1,126.70</u>	<u>871.25</u>
TOTAL	\$146,518.72	\$124,351.18
INSTITUTIONS FOR THE CRIMINALLY INSANE		
Ionia	\$ 42,723.30	\$ 31,788.75
EMERGENCY CARE - MENTALLY ILL	\$ 63,451.35	\$ 60,273.68
EMERGENCY CARE - HANDICAPPED	\$ 7,697.35	\$ 11,022.50
TRANSPORTATION FOR PATIENTS	<u>\$ 9,232.50</u>	<u>\$ 8,214.50</u>
COMBINED TOTAL	\$835,475.47	\$752,547.06

STATE INSTITUTIONS

January 1, 1967, thru December 31, 1967

REIMBURSEMENTS

	Amt. Collected by County 1967	Credits fr. Dept of Rev. 1967	Total Amt. Collected 1967	Total Amt. Collected 1966
INSTITUTIONS FOR THE MENTALLY ILL				
Hawthorn Center	\$ 32,176.80	\$ 5,931.45	\$ 38,108.25	\$ 39,539.06
Kalamazoo	- - - - -	- - - - -	- - - - -	- - - - -
Lafayette	21,441.70	7,086.70	28,528.40	11,272.02
Newberry	- - - - -	354.90	354.90	- - - - -
Northville	6,162.95	2,278.40	8,441.35	6,900.53
Pontiac State	146,882.12	79,154.67	226,036.79	178,642.57
Ypsilanti	<u>714.30</u>	<u>463.50</u>	<u>1,177.80</u>	<u>401.75</u>
TOTAL	\$207,377.87	\$ 95,269.62	\$302,647.49	\$236,755.93
INSTITUTIONS FOR THE MENTALLY HANDICAPPED				
Caro	\$ 2,194.25	\$ 5,850.71	\$ 8,044.96	\$ 8,702.87
Coldwater	- - - - -	- - - - -	- - - - -	220.00
Lapeer	4,383.57	11,596.86	15,980.43	10,890.19
Mt. Pleasant	- - - - -	- - - - -	- - - - -	95.00
Plymouth	555.05	1,367.37	1,922.42	797.39
Traverse City	- - - - -	253.50	253.50	- - - - -
Howell	<u>- - - - -</u>	<u>170.00</u>	<u>170.00</u>	<u>265.90</u>
TOTAL	\$ 7,132.87	\$ 19,238.44	\$ 26,371.31	\$ 20,971.35
INSTITUTION FOR THE CRIMINALLY INSANE				
Ionia	<u>\$ 1,736.35</u>	<u>\$ 1,034.63</u>	<u>\$ 2,770.98</u>	<u>\$ 4,764.10</u>
COMBINED TOTAL	\$216,247.09	\$115,542.69	\$331,789.78	\$262,491.38

ST. CLAIR HOSPITAL PROGRAM

During the year 1967 the number of individual cases hospitalized at St. Clair Hospital under our emergency mental program totaled 655 in contrast to 580 cases in 1966.

LENGTH OF STAY

<u>Number of Days</u>	<u>Number of Cases</u>	
	<u>1967</u>	<u>1966</u>
1 - 7	237	282
8 - 14	307	168
15 - 30	84	78
31 - 42	12	13
43 - 90	13	27
91 - 180	1	8
181 - 365	1	4

Not included in above report

Still hospitalized - January 1, 1968	29
--------------------------------------	----

DISPOSITION OF CASES

	<u>1967</u>	<u>1966</u>
Transferred to State Institutions	437	339
Transferred to Veteran's Hospital	10	17
Cases Dismissed	171	196
Charged to Another County or State	31	3
Transferred to other hospitals	6	25
Expired during stay at St. Clair Hospital	0	0

EMERGENCY MENTAL HOSPITALIZATION EXPENSE TO OAKLAND COUNTY

January 1, 1967, thru December 31, 1967

	Paid by County <u>1967</u>	Paid by County <u>1966</u>
EMERGENCY CARE FOR MENTALLY ILL		
St. Clair Hospital	\$ 55,317.50	\$ 58,133.75
Glen Eden Hospital	1,213.50	773.00
Kingswood Hospital	5,907.00	979.50
Towne Hospital	229.50	
Wayne County General Hospital	783.85	
Detroit General Hospital		387.43
EMERGENCY CARE FOR MENTALLY HANDICAPPED		
Haven Farms	5,351.50	7,405.00
Myers Nursing Home	862.85	294.50
Rock Haven	985.00	2,411.00
Varran Nursing Home	498.00	912.00
TRANSPORTATION FOR PATIENTS		
Ambulance charges	<u>9,232.50</u>	<u>8,214.50</u>
TOTAL AMOUNT PAID BY OAKLAND COUNTY	\$ 80,381.20	79,510.68

CONCERNING EMERGENCY MENTAL HOSPITALIZATION:

The Reimbursement Division not only follows collection on these accounts but is responsible for all operations in connection with this program not handled by the Probate Court.

By Mental Health Statute the county of residence pays the State Department of Revenue per diem cost for all patients hospitalized in state institutions for the first year of care. As of 8-15-60 the county of residence receives day credit for this emergency hospitalization on the first year. Prior to this date no credit was given the County for supplying this care when the patient was later admitted to a state institution. These days accrue as part of the first year of care in a state institution.

VOLUNTARY ADMITTANCES TO PONTIAC STATE HOSPITAL

January 1, 1967, thru December 31, 1967

During the year 1967 the Reimbursement Division secured financial information and submitted recommendations to the Pontiac State Hospital as it concerned ability to pay for the following number of patients. These patients were admitted directly into the hospital and were independent and separate of those admitted under court orders.

<u>JANUARY</u>	<u>MAY</u>	<u>SEPTEMBER</u>
14	23	23
<u>FEBRUARY</u>	<u>JUNE</u>	<u>OCTOBER</u>
10	14	28
<u>MARCH</u>	<u>JULY</u>	<u>NOVEMBER</u>
32	26	16
<u>APRIL</u>	<u>AUGUST</u>	<u>DECEMBER</u>
27	24	7

MISCELLANEOUS ACCOUNTS

CONTAGIOUS HOSPITAL

A financial investigation as to ability to pay is made before charges are accepted for any contagious hospitalization.

	<u>1967</u>	<u>1966</u>
Cost to County	\$ 4,858.29	\$ 6,379.92
Reimbursement	694.80	533.44

DEPENDENT PARENT & POOR PERSONS

Monies received on these accounts are by Probate Court Order in matters initiated by the Bureau of Social Services and the Prosecutor's office and are paid out to obligees designated in the Court Order as received. Title XIX, a section of the Medicare law has eliminated the greater part of the responsibility for other members of the family to pay for care of a dependent person, for whom they would have been responsible, and this total will continue to be a decreasing figure.

	<u>1967</u>	<u>1966</u>
Reimbursement received	\$ 14,674.35	\$ 23,615.44

REIMBURSEMENT FOR DOCTOR'S EXAMINATIONS

These charges are for doctor's examinations made prior to commitment to a state institution as required by statute.

	<u>1967</u>	<u>1966</u>
Cost to County	\$ 9,561.00	\$ 6,265.00
Reimbursement	1,406.70	723.80

BOYS' VOCATIONAL & GIRLS' TRAINING SCHOOL ACCOUNTS

	<u>1967</u>	<u>1966</u>
Cost to County	\$144,964.39	\$149,575.94
Reimbursement	16,449.52	15,461.17

CARO STATE HOSPITAL

Number of Patients in Hospital
as of 12-31-65
15

1966	Admittances	Discharges	Persons in Hospital
January	2	2	15
February	2	0	17
March	1	1	17
April	0	0	17
May	1	2	16
June	6	2	20
July	2	4	18
August	3	1	20
September	1	2	19
October	1	1	19
November	3	3	19
December	1	0	20
TOTAL	23	18	

Number of Patients in Hospital
as of 12-31-66
20

1967	Admittances	Discharges	St. at Large	Persons in Hospital
January	0	2	1	17
February	0	2	0	15
March	2	1	2	14
April	1	1	0	14
May	2	0	0	16
June	2	3	0	15
July	1	1	1	14
August	1	1	2	12
September	1	0	1	12
October	0	1	0	11
November	0	0	0	11
December	0	0	1	10
TOTAL	10	12	8	

Number of Patients Hospitalized
as of 12-31-67
10

FORT CUSTER

Number of Patients in Hospital
as of 12-31-65
13

1966	Admittances	Discharges	Persons in Hospital
January	1	0	14
February	0	0	14
March	0	1	13
April	2	4	11
May	1	3	9
June	0	4	5
July	1	2	4
August	0	0	4
September	1	0	5
October	0	1	4
November	0	2	2
December	0	0	2
TOTAL	6	17	

Number of Patients in Hospital
as of 12-31-66
2

1967	Admittances	Discharges	St. at Large	Persons in Hospital
January	0	0	0	2
February	0	0	0	2
March	0	0	0	2
April	0	0	0	2
May	0	0	1	1
June	0	0	1	0
July	0	0	0	0
August	0	0	0	0
September	0	0	0	0
October	0	0	0	0
November	0	0	0	0
December	0	0	0	0
TOTAL	0	0	2	

Number of Patients Hospitalized
as of 12-31-67
0

HAWTHORN CENTER

Number of Patients in Hospital

as of 12-31-65

21

1966	Admittances	Discharges	Persons in Hospital
January	4	2	23
February	5	2	26
March	0	0	26
April	0	1	26
May	1	0	26
June	2	0	28
July	4	5	27
August	5	2	30
September	9	8	31
October	1	3	29
November	0	4	25
December	2	1	26
TOTAL	33	28	

Number of Patients in Hospital

as of 12-31-66

26

1967	Admittances	Discharges	St. at Large	Persons in Hospital
January	3	2	1	26
February	1	3	1	23
March	1	3	0	21
April	4	0	1	24
May	0	1	0	23
June	6	0	0	29
July	1	7	2	21
August	6	1	0	26
September	1	7	0	20
October	1	3	1	17
November	3	0	0	20
December	2	2	0	20
TOTAL	29	29	6	

Number of Patients Hospitalized

as of 12-31-67

20

HOWELL

Number of Patients in Hospital
as of 12-31-65

1

1966	Admittances	Discharges	Persons in Hospital
January	0	0	1
February	0	0	1
March	2	0	3
April	0	0	3
May	0	0	3
June	0	1	2
July	0	0	2
August	0	0	2
September	0	0	2
October	0	0	2
November	0	0	2
December	0	0	2
TOTAL	2	1	

Number of Patients in Hospital
as of 12-31-66

2

1967	Admittances	Discharges	St. at Large	Persons in Hospital
January	0	0	0	2
February	0	0	0	2
March	0	0	0	2
April	0	0	2	0
May	0	0	0	0
June	0	0	0	0
July	0	0	0	0
August	0	0	0	0
September	0	0	0	0
October	0	0	0	0
November	0	0	0	0
December	0	0	0	0
TOTAL	0	0	2	

Number of Patients Hospitalized
as of 12-31-67

0

IONIA

Number of Patients in Hospital
as of 12-31-65
8

<u>1966</u>	<u>Admittances</u>	<u>Discharges</u>	<u>Persons in Hospital</u>
January	0	0	8
February	1	1	8
March	4	1	11
April	0	1	10
May	1	1	10
June	0	0	10
July	2	0	12
August	1	1	12
September	1	2	11
October	1	0	12
November	0	0	12
December	0	0	12
TOTAL	11	7	

Number of Patients in Hospital
as of 12-31-66
12

<u>1967</u>	<u>Admittances</u>	<u>Discharges</u>	<u>St. at Large</u>	<u>Persons in Hospital</u>
January	0	0	0	12
February	0	1	0	11
March	0	0	0	11
April	0	0	0	11
May	0	0	0	11
June	0	0	1	10
July	0	0	0	10
August	4	3	0	11
September	1	0	0	12
October	2	2	0	12
November	2	2	0	12
December	0	2	0	10
TOTAL	9	10	1	

Number of Patients Hospitalized
as of 12-31-67
10

LAFAYETTE CLINIC

Number of Patients in Hospital
as of 12-31-65
5

1966	Admittances	Discharges	Persons in Hospital
January	0	2	3
February	1	1	3
March	1	1	3
April	9	0	12
May	3	1	14
June	6	3	17
July	6	3	20
August	2	5	17
September	9	3	23
October	6	9	20
November	4	8	16
December	5	4	17
TOTAL	52	40	

Number of Patients in Hospital
as of 12-31-66
17

1967	Admittances	Discharges	St. at Large	Persons in Hospital
January	10	3	0	24
February	6	8	0	22
March	8	7	0	23
April	10	5	0	28
May	7	9	0	26
June	5	4	0	27
July	2	10	0	19
August	7	7	0	19
September	5	7	0	17
October	5	5	0	17
November	6	2	0	21
December	2	6	0	17
TOTAL	73	73	0	

Number of Patients Hospitalized
as of 12-31-67
17

LAPEER STATE HOME AND TRAINING SCHOOL

Number of Patients in Hospital
as of 12-31-65
24

1966	Admittances	Discharges	Persons in Hospital
January	2	3	23
February	1	4	20
March	2	0	22
April	1	2	21
May	4	4	21
June	3	3	21
July	6	3	24
August	4	8	20
September	6	3	23
October	2	0	25
November	6	3	28
December	0	0	28
TOTAL	37	33	

Number of Patients in Hospital
as of 12-31-66
28

1967	Admittances	Discharges	St. at Large	Persons in Hospital
January	3	0	0	31
February	6	0	2	35
March	2	0	2	35
April	3	2	1	35
May	4	0	0	39
June	1	2	3	35
July	1	1	5	30
August	3	0	5	28
September	1	0	1	28
October	3	0	5	26
November	4	0	1	29
December	1	0	3	27
TOTAL	32	5	28	

Number of Patients Hospitalized
as of 12-31-67
27

NORTHVILLE STATE HOSPITAL

Number of Patients in Hospital
as of 12-31-65

8

1966	Admittances	Discharges	Persons in Hospital
January	2	1	9
February	2	1	10
March	1	3	8
April	2	3	7
May	1	3	5
June	4	4	5
July	2	0	7
August	2	2	7
September	2	2	7
October	1	2	6
November	1	3	4
December	1	0	5
TOTAL	21	24	

Number of Patients in Hospital
as of 12-31-66

5

1967	Admittances	Discharges	St. at Large	Persons in Hospital
January	1	2	0	4
February	1	2	0	3
March	4	1	0	6
April	1	2	0	5
May	3	0	0	8
June	1	0	1	8
July	1	3	0	6
August	0	4	0	2
September	1	0	0	3
October	2	1	0	4
November	2	1	1	4
December	0	3	0	1
TOTAL	17	19	2	

Number of Patients Hospitalized
as of 12-31-67

1

PLYMOUTH

Number of Patients in Hospital
as of 12-31-65
1

1966	Admittances	Discharges	Persons in Hospital
January	0	0	1
February	0	0	1
March	0	0	1
April	0	0	1
May	0	0	1
June	0	0	1
July	0	0	1
August	0	1	0
September	0	0	0
October	2	0	2
November	0	1	1
December	3	0	4
TOTAL	5	2	

Number of Patients in Hospital
as of 12-31-66
4

1967	Admittances	Discharges	St. at Large	Persons in Hospital
January	0	0	0	4
February	0	0	0	4
March	0	0	0	4
April	1	0	0	5
May	1	0	0	6
June	0	0	1	5
July	1	0	0	6
August	1	1	0	6
September	0	1	1	4
October	1	0	0	5
November	0	0	1	4
December	1	1	0	4
TOTAL	6	3	3	

Number of Patients Hospitalized
as of 12-31-67
4

PONTIAC STATE HOSPITAL

Number of Patients in Hospital
as of 12-31-65
207

1966	Admittances	Discharges	Persons in Hospital
January	66	62	211
February	61	65	207
March	82	51	238
April	56	82	212
May	76	64	224
June	78	104	198
July	72	63	207
August	92	54	245
September	64	94	215
October	74	74	215
November	57	60	212
December	54	62	204
TOTAL	832	835	

Number of Patients in Hospital
as of 12-31-66
204

1967	Admittances	Discharges	St. at Large	Persons in Hospital
January	71	59	7	209
February	65	50	6	218
March	65	59	5	219
April	64	75	4	204
May	62	74	0	192
June	79	56	5	210
July	65	68	6	201
August	64	53	4	208
September	61	62	5	202
October	68	70	5	195
November	58	42	5	206
December	61	50	3	214
TOTAL	783	718	55	

Number of Patients Hospitalized
as of 12-31-67
214

YPSILANTI STATE HOSPITAL

Number of Patients in Hospital
as of 12-31-65

3

1966	Admittances	Discharges	Persons in Hospital
January	3	2	4
February	1	1	4
March	1	2	3
April	0	0	3
May	0	1	2
June	2	1	3
July	2	1	4
August	0	2	2
September	0	2	0
October	0	0	0
November	0	0	0
December	0	0	0
TOTAL	9	12	

Number of Patients in Hospital
as of 12-31-66

0

1967	Admittances	Discharges	St. at Large	Persons in Hospital
January	1	0	0	1
February	0	0	0	1
March	2	0	0	3
April	0	3	0	0
May	0	0	0	0
June	0	0	0	0
July	0	0	0	0
August	0	0	0	0
September	1	0	0	1
October	0	0	0	1
November	1	0	0	2
December	0	0	0	2
TOTAL	5	3	0	

Number of Patients Hospitalized
as of 12-31-67

2