

---

# OAKLAND COUNTY PARKS & RECREATION MASTER PLAN 1992

---

Appendices

R-OCDOC  
SB  
482  
.02  
1992  
V.2

Oakland County Parks &  
Recreation Commission



---

# OAKLAND COUNTY PARKS & RECREATION MASTER PLAN 1992

---

## Appendices

REFERENCE BOOK

For Museum Use Only

OAKLAND COUNTY RESEARCH LIBRARY  
1200 N. TELEGRAPH ROAD DEPT. 453  
PONTIAC, MICHIGAN 48341-0453

Oakland County Parks &  
Recreation Commission

---



Appendix A  
Citizen Surveys

## **THE 1986 CITIZEN SURVEY**

### **DISTRIBUTION OF MAILINGS AND RESPONSES BY ZONES**

There were a total of 3,205 questionnaires mailed to residents of Oakland County. Zone 1 returned 25.5, Zone 2 25.9%, zone 3 27% and Zone 4 returned 30.2% of their mailings. The total responses were 863 or 27% of the mailing.

Of those returned, 6% were prompted as having insufficient knowledge, 57% were partial responses, 36% were complete responses. Of the completed responses, 20% came from Zone 1, 20% from Zone 2, 28% from Zone 3 and 31% from Zone 4.

### **KNOWLEDGE OF THE NAMES OF OAKLAND COUNTY PARKS**

The majority of citizens (50%) indicated that they had no knowledge of the names. the descending order by zone indicating no knowledge of the names as Zone 1 (64%), Zone 2 (61%), Zone 3 (42%), and Zone 4 (34%). 24% of the respondents for the entire county could name two Oakland County parks. Zone 4 (41%) demonstrated the greatest knowledge of the names, Zone 3 (35%) was second, and Zone 2 and 1 followed with 13% and 12% respectively.

Based on county-wide response only 4% could name one Oakland County park, 3% named one Oakland County and one HCMA park, 2% named one Oakland County and one state park, 0% named two HCMA parks, 2% named two state parks, 10% named other combinations and 15% gave no response.

### **KNOWLEDGE OF THE NAMES OF OTHER OAKLAND COUNTY PARKS**

Based on entire county responses, 63% indicated that they did not know any other names; 20% gave no response, 11% could give at least three correct names, 1% two correct names, 15% one correct name. The total percentage of those who could name at least one additional name was 28%.

Also based on entire county responses, 0% could name two HCMA parks, 3% could name one HCMA park, 0% could name two state parks, 2% could name one state park and 3% could name other non-Oakland County parks.

The descending order by zone indicating that the respondents did not know any other Oakland County park names as Zone 2 (73%), Zone 1 (67%), Zone 4 (56%) and Zone 3 (54%). The total percentage of those who could name at least one additional Oakland County park, ranked in descending order by zone was Zone 4 (38%), Zone 3 (35%), Zone 1 (22%) and Zone 2 (18%).

### **RESPONDENTS WHO WERE AWARE OF COUNTY PROGRAMS**

When polled to find out how many respondents were aware of county-operated recreation programs, 74% of the county overall was not aware. Zones 1 and 2 were predominantly lacking with 78% and 81% respectively responding they had no knowledge of programs. There was a 21% overall non-response rate.

When the respondents who were aware of recreation programs were asked how they became aware, the primary answer in Zones 1 and 2 were materials mailed to their homes and newspapers. For Zone 1, 51% and 22% respectively, and for Zone 2, 42% and 33%

respectively. Zone 3 listed materials acquired away from home as number one with 35% and mail and newspapers second with 30%. Zone 4 ranked newspapers first with 38% and materials acquired away from home as second with 26% and mail third, with 23%. For the entire county, mailing ranked as the most effective medium with 36%.

## **KNOWLEDGE OF ACTIVITIES AVAILABLE AT OAKLAND COUNTY PARKS**

Based on entire county responses, 26% named appropriate activities at two parks, 41% named appropriate activities at one park, 12% named activities that are not available at Oakland County parks, 10% gave no response and 20% indicated that they didn't know.

The percentages of those who could name appropriate activities at both parks, ranked in descending order by zone was Zone 3 (32%), Zone 4 (25%), Zone 1 (24%) and Zone 2 (18%).

Considerably higher percentages were obtained in response to naming appropriate activities at one park. Following is a breakdown, in descending order, indicating that the respondents could appropriately name activities at one park; Zone 2 (47%), Zone 4 (44%), Zone 1 (41%). and 3 (33%).

## **ACTIVITIES USED BY RESPONDENTS AT COUNTY PARKS**

When asked to list three activities that respondents enjoyed at Oakland County parks, beach activities, sunning and swimming was by far the most mentioned with an average of 31% of the entire county opting for the beaches. Golf was the second favorite activity with 15% county-wide and in Zone 2, 23% opted form golf. Picnicking ranked third as a county-wide activity with 14%. In Zone 1, 50% of the respondents chose picnicking and the beach as their preferred activities. Overall the wavepool and "other" activities was ranked fourth, camping and fishing were listed as fifth, and baseball came in as the sixth most popular activity. Zones 2, 3 and 4 all demonstrated a clear preference for the beach activities while Zone 1 felt the beach and picnicking were equally important.

## **FACTORS PREVENTING USE OF COUNTY PARKS**

When non-park users were polled to see why they did not use Oakland County parks within the last 12 months the primary unilateral response was health, age and working hours, 37%. The second ranked reason for 21% of non-use was that there were alternative resources available. This was particularly true in Zones 3 & 4. The lack of knowledge concerning parking locations and facilities was the third with 49% overall and ranked as the second reason in Zones 1 and 2 with about 22% in each zone. Distance ranked fourth with 7%, other factors was fifth with 6% and not interested was sixth with 5%.

## **FACTORS PREVENTING PARK USERS FROM MORE USE**

When asked if there were any factors which had prevented household members from using the available Oakland County parks as often as they wished, 65% said that nothing had impeded their usage, 43% gave no response and 35% stated that there were factors which had prevented additional use.

When evaluating the factors which had adversely affected 35% of the users, their first two responses were tabulated. The most predominant reason for curtailment of use were the respondents health, age and working hours. These factors accounted for 24% of the lack of additional use. Distance from parks and some who lacked transportation was the second most common reason accounting for 23%. Respondents feeling that there were

inadequacies in park facilities or the lack of parks nearby accounted for 13%, concerns about maintenance or antisocial behavior made up 11%, lack of information about the park system, locations or facilities made up 10% and expense constituted 9% of the lack of additional use.

In Zone 1 the principal complaint of 37% was distance from any park, in Zone 2 inadequacy or lack of facilities was the principal reason of 26% of the restricted usage. In Zone 4, 32% of the complaints were directed toward poor maintenance or antisocial behavior.

## **FACTORS PREVENTING USE OF COUNTY PARKS FROM NON-PARTICIPANTS**

When non-participants in county-operated recreation programs were asked what factors prevented them from taking part, two primary reasons appeared. The most evident was the lack of information. County-wide, 45% listed this as the number one reason and this occurred almost universally in all four zones. The second most common factor was the respondents characteristics (health, age and working hours). This was ranked as 29% of the reason for non-participation. Other factors such as alternative resources, non-interest and others were 8%, 7% and less.

## **RESPONDENTS WHO PARTICIPATED IN RECREATION PROGRAMS**

When respondents were asked if they or other members of their household took part in county recreation programs, 77% of the overall poll said no. The highest non-participating group of 85% occurred in Zone 2.

The 23% who did participate were asked to list the 4 primary locations. Across the board, 42% listed other locations than county parks. Waterford Oaks ranked second overall with 21%, Independence Oaks was third with 14% and Springfield Oaks was fourth county-wide with 9% taking part in programs offered there.

Zone 1 listed 100% of their recreation program participation outside of county parks. Zone 2 listed 60% at Waterford Oaks, 20% at Independence Oaks and 20% outside of county parks. Zone 3 had ratings of 21% at Waterford Oaks, Independence Oaks and other locations, and 14% at Springfield Oaks and Groveland Oaks. Zone 4 listed Waterford Oaks and other locations each with 25% and Independence Oaks and Springfield Oaks each with 15%.

## **PROGRAM PARTICIPANTS WHO DID NOT PARTICIPATE AS OFTEN AS DESIRED**

Participants in the Oakland County recreation programs were asked if they or other members of their households had been kept from taking part as often as they had wished. 79% of the county-wide poll responded nothing had prevented their participation.

Zone 1 responded 100% non-interruption, Zone 4, 90% and Zone 3, 75%. Zone 3 reported that they had been prevented from full participation 1/3 of the time.

## **SIZE OF THE GROUP WHO ATTENDED COUNTY PARKS**

When respondents were asked the size of groups they were with when they attended the named Oakland County Park, the largest response was groups of 2 or 3, by 45%. Single person trips represented 27%, groupings of 4 to 5, 22% and 6 persons or more comprised 6% of the total respondents trips. Glen Oaks, Springfield Oaks and White Lake Oaks

showed the greater volumes of 1 person trips while Red Oaks showed equal distribution between singles and groups of 2 or 3 persons. Addison Oaks, Independence Oaks, Orion Oaks and Waterford Oaks showed the highest percentage of trips being 2 or 3 persons groups, while Groveland Oaks had equal distribution between group of 2 or 3 and 4 and 5 persons. Addison Oaks had the highest count of groups of 6 or more with 11%.

#### **GROUP COMPOSITION WHO USUALLY WENT TO OAKLAND COUNTY PARKS**

An analysis of the composition of groups that attended named Oakland County Parks showed that the highest average use was by family groups constituting 49% of the overall trips. Single person trips amounted to 20%; other types of groups represented 20% and groups of children equalled 12%.

Glen Oaks and White Lake Oaks all had the "other" types of grouping as their second highest ranking while Orion Oaks, Red Oaks and Waterford Oaks showed a very high appeal for groups of children, from 3 to 5 times the average.

#### **USE OF OAKLAND COUNTY PARKS DURING PREVIOUS YEAR**

The majority of the respondents (64%) indicated that they did not use Oakland County operated parks during the last 12 months. 13% gave no response and 35% indicated that they did use one or more parks.

Of those households that did not use the parks, 68% of the non-use occurred in both Zones 1 and 2, 62% in Zone 3 and 57% in Zone 4. Of the households that did use the parks, 42% use occurred in Zone 4, 38% in Zone 3, 31% in Zone 2 and 32% in Zone 1.

#### **NUMBER OF RESPONDENTS WHO LISTED SPECIFIC PARKS AS BEING VISITED DURING THE LAST 12 MONTHS**

Based on entire county responses, 13% named state parks, 5% named HCMA parks and 19% named other non-Oakland County parks. The total percentage of those who visited non-Oakland County parks was 38%.

Of those who visited Oakland County parks, 39% named Waterford Oaks, 21% named Independence Oaks, 15% named Addison, 10% named Springfield and Groveland Oaks, 6% named Glen Oaks, 4% named White Lake Oaks, and less than 1% named Red Oaks and Orion Oaks.

Waterford Oaks was by far the most visited park with a range of 25% to 38%.

Zones 1 and 2 showed the highest proportion of people visiting non-Oakland County parks and when they did attend parks within Oakland, Waterford Oaks and Addison Oaks showed the highest usage. In Zones 3 and 4 Waterford Oaks and Independence Oaks were the most favored choices.

#### **TIMES RESPONDENTS HOUSEHOLDS VISITED NAMED PARKS DURING PREVIOUS 12 MONTHS**

When respondents were asked to name up to 4 parks that they or their household members visited during the previous 12 months, the county-wide response was that 45% of the time they attended non-Oakland County parks. Zone 1 had the highest non-Oakland response with 77% and Zone 2 had a response of 55%.

Of the 56% of the times that respondents attended Oakland County Parks, 32% of those trips were to Waterford Oaks. Independence Oaks was ranked second overall with 19% trip use, while Addison Oaks and Groveland Oaks were third and fourth with 12% and 11%.

Zone 1 visited Glen Oaks 25% of the times they attended Oakland County parks and Addison Oaks was the second favored with 21%. Zone 2 ranked Waterford Oaks first with 36% and Addison Oaks next with 20%. Waterford Oaks ranked first in Zone 3 with 43% and second in Zone 4 with 22%. Independence Oaks ranked second in Zone 3 with 20% and first in Zone 4 with 26%.

For overall park usage of all types of parks including Oakland County parks the average for Zones 1, 3 and 4 were similar and averaged 27%  $\pm$  0.7% while Zone 2 had a lower proportion of park attendance comprising 19% of the county's park demand.

### **COMMISSION FEES**

The Citizen Survey suggested that the fees presently charged were appropriate with 58% in agreement, 31% neutral and 11% against.

### **USER FEES**

When citizens were asked if fees should be high enough to cover all operating costs the reaction was almost equally split with 42% against and 41% in agreement.

### **SPECIAL ATTRACTIONS THAT WILL PRODUCE LARGE REVENUES**

When citizens were asked to spread \$100.00 over 9 separate choices (Table 18, approximately \$20.00 or 20% was allocated for special features (i.e., wave pools) in either existing or new parks.

### **LOWER USE FEES FOR THE DISADVANTAGED**

The Citizen Survey (Table 21) strongly supported the idea of lower fees and charges for senior citizens, handicappers and the economically disadvantaged. 72% were in favor of lower fees for these groups with 17% disagreeing.

### **PROVIDE FREE BUS SERVICE**

Citizens again followed suit with 47% disagreeing to provide free bus transportation and 28% though it was a good idea. Those disagreeing by zone were: Zone 2 (55%), Zone 4 (49%), Zone 1 (42%) and Zone 3 (40%). Those zones in favor of the idea were Zone 1 (30%), Zone 3 (28%), Zone 4 (27%) and Zone 2 (24%).

### **RECREATION ACTIVITY PROGRAMS**

The Citizens Survey indicated strong agreement for all programs. The following percentages were indicated in support for senior citizen programs, 62%; handicappers programs, 62%; cultural programs, 51% and programs for the economically disadvantaged, 50%. Disagreement was highest concerning the economic disadvantaged at 19% and the others were less than 13%. All Zones 1-4 generally followed these patterns with few exceptions.



## **WAVE POOL/WATER SLIDE**

The Citizen Survey indicated that 8% ± respondents had used the wave pool. 11% of citizens answering the \$100.00 budget question advocate spending funds on additional special facilities in existing parks such as wave pools and would spend about an average of 7.2% of total commission budget for the next 5 years for this type of facility.

## **SWIMMING BEACHES**

Citizen Survey - 31% of respondents who listed activities at Oakland County Parks participated in beach related activities.

## **FAMILY CAMPING**

Family camping ranked 5th most frequent activity undertaken by citizen respondents using the County Parks during the previous year.

## **PICNICKING**

Third most frequent activity engaged in, 13% have picnicked.

## **WALKING/HICKING TRAILS**

2.5% went hiking or walking - low level of participation and use of trails.

## **GOLF COURSES**

Fifteen percent of citizen respondents who used County parks indicated they played golf in a County park within the past 12 months, putting golf the second most frequently used activity.

## **BOAT LAUNCH RAMPS**

Only one of the 239 citizen respondents to the activities questioned had boated at the County park, so boating and boater's opinions are not well represented in the Citizen Survey.

## **NEW PARK LOCATIONS AND TRANSPORTATION**

Some citizens were negative toward new parks near their residences, because they anticipate problems with trespassing, overuse of resources (especially lakes), traffic congestion and possibly higher local taxes to cover the cost of increased services. On the other hand, some citizens are in favor of new parks in their areas because they anticipate economic advantages such as higher land values, increased commercial development, shift in the tax base and more jobs.

## **LOCATE NEW PARKS NEAR HIGH-VOLUME HIGHWAYS**

The Citizen survey again was similar reporting 46% disagree, only 24% agree and 30% remaining neutral. Zone 4 was the strongest negative response (56%), followed with a very similar disagreement from Zone 1 (45%) and Zone 2 (44%) and Zone 3 reported 39% as negative reaction to the idea. The strongest support for the concept was from Zones 1 (29%), Zone 2 (27%), Zones 3 and 4 were both 20% in favor.

## **NEW PARKS IN S.W. PART OF THE COUNTY**

Citizen response was similar with 53% of those responding either disagreeing or strongly disagreeing, only 10% agreeing, and 37% remaining neutral. Zone 4 disagreed the strongest with 59%, 6% agreeing and 35% neutral. Zones 2 and 3 were similar with 54% and 53% negative, 37% and 34% neutral and 9% and 13% agreeing, respectively. Zone 1 was 33% against, 44% neutral and 13% in favor.

## **NEW PARKS IN S.E. PART OF THE COUNTY**

The majority of the citizen respondents were not in favor of locating new parks in the S.E. 1/4 of the County, 51% disagreed with this concept, 14% agreed and 35% remain neutral. The percentage of citizens disagreeing with proposition with distance from the S.E. 1/4 of the county. The percentages were respectively Zone 1, 36%, Zone 2, 49%, Zone 3, 55%, Zone 4, 61% (see Map 1 for Zones). Even in Zone 1 and 2 which constitute a large proportion of the S.E. 1/4 of the county, the majority were not in favor of placing all new parks there. In Zone 1, 25% agreed, 39% were neutral, and 37% disagreed. In Zone 2, 20% were in favor, 31% were neutral and 48% disagreed.

## **COUNTY ACQUISITION OF LARGE MUNICIPAL PARKS AND GOLF COURSES**

The majority of citizens (45%) were in agreement, with 26% were opposed and the remaining were neutral. The descending order by zone in agreement was Zone 2 (55%), Zone 3 (51%), Zone 1 (48%) and Zone 4 (45%).

## **HISTORIC SITES**

There was considerable support for the Parks Commission extending the scope of its system to include historic sites. 60% of those who responded to this question in the citizen survey endorsed the county operation of historic sites and only 16% opposed the idea, 25% were neutral.

## **NATURAL AREAS**

Including unique natural areas that contain rare ecosystems or species was also favored by 70% of the citizen respondents to this question; only 12% disagreed.

## **OPEN SPACE RESERVES**

59% of citizens responding to this question favored the county developing a system of open space or "greenbelt" lands; while 15% were opposed.

## **LINEAR PARKS**

Citizen respondents strongly favored inclusion in the county system of linear parks that would connect county, HCMA or state parks and contain riding and hiking trails. 69% agreed with this proposition and only 9% opposed.

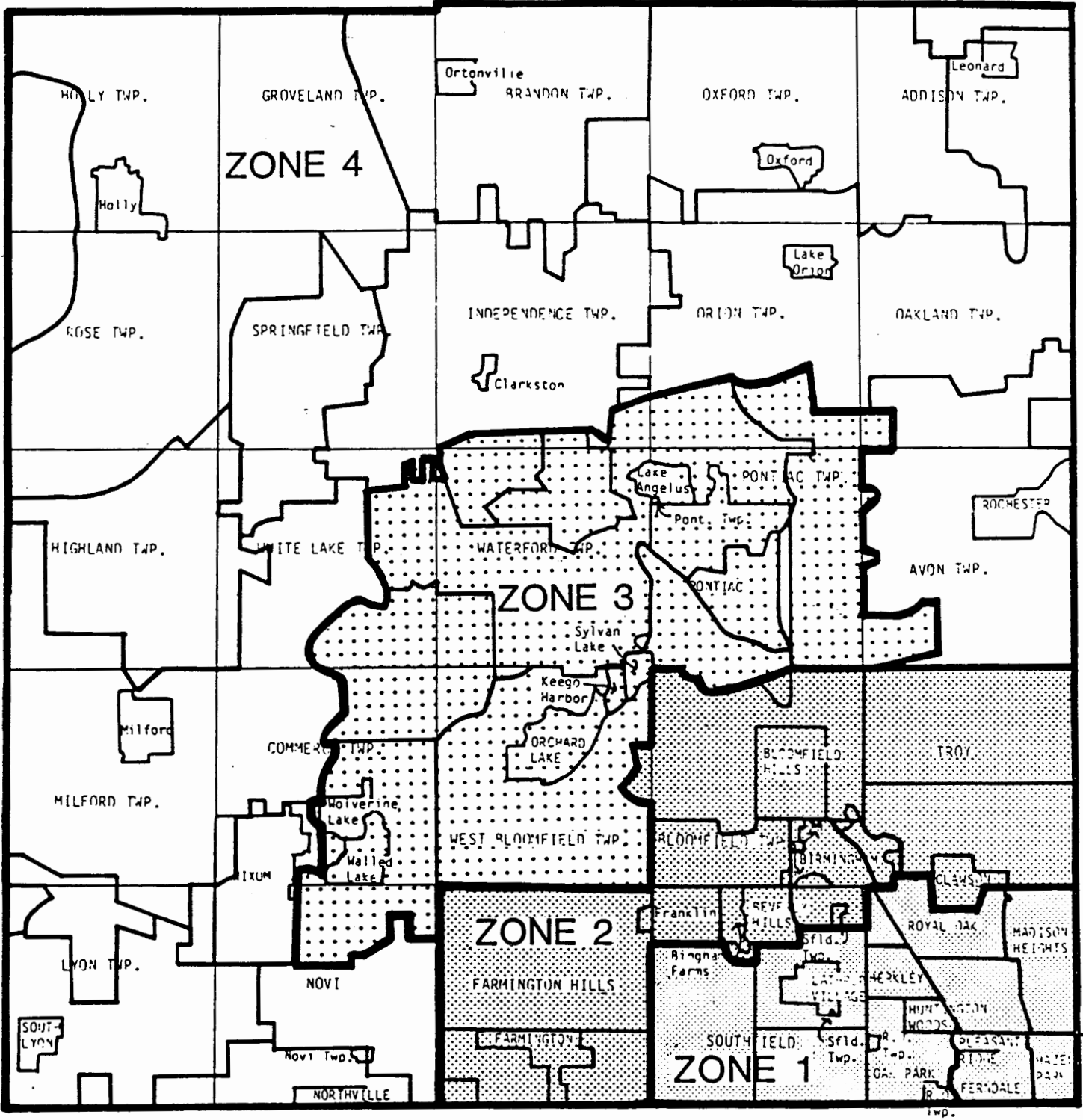
## **TOURIST REVENUES**

The Citizen Survey (Table 22) indicated that tourist revenues such as camping or other tourist related attractions should be promoted 50% in favor and 27% opposed in the S.E. corner of the county.

## **COUNTY OPERATING PROFIT MAKING FACILITIES**

**The Citizen Survey agreed (Table 22) that tourist revenues such as camping facilities or other tourist attractions should be promoted, 50% in favor and 27% opposed in the S.E. corner of the county. Although this does not directly answer the question, it indicates that citizens feel the county should service some tourist needs that are also being provided by private businesses.**

# OAKLAND COUNTY MICHIGAN



Nordhaus Research, Inc.

August 29, 1991

Interviewer Name \_\_\_\_\_

Extension # \_\_\_\_\_

Sample Pg. # \_\_\_\_\_

Time Start \_\_\_\_\_

Time End \_\_\_\_\_

Date \_\_\_\_\_

Project #91348

Resp. \_\_\_\_\_ 1-4

Tele. # \_\_\_\_\_ 6-14

Interview Length \_\_\_\_\_ 15,16

Coding Empl. # \_\_\_\_\_

Phone Room \_\_\_\_\_

Supervisor \_\_\_\_\_

Edited By \_\_\_\_\_

Sample Size: 400

QUOTA: Previous Voter  
 Yes.....1 17  
 No.....2

PARKS STUDY

Hello, my name is \_\_\_\_\_ calling from Nordhaus Research, a national market research company located in Southeast Michigan. We are interested in opinions about ~~local~~ parks and recreation ~~issues~~. May I please speak to someone in the household who is eighteen years of age or older.

A. Are you registered to vote?

INTERVIEWER: If not registered to vote, ask for someone in the household who is a registered voter.

CONTINUE-----> Registered voter.....1 18  
 TERMINATE -----> Not registered.....2

B. Did you vote in the last national election held in 1988?

MARK QUOTA AND | Yes.....1  
 CONTINUE-----| No.....2 19  
 TERMINATE-----| Don't know.....8  
 | Refused.....9

1. Do you or any members of your household use any State, Metro or County parks on a regular basis?

CONTINUE-----> Yes.....1  
 | No.....2 20  
 SKIP TO Q. 3----| Don't know.....8  
 | Refused.....9

2. What are the names of the two State, Metro, or County parks that you or members of your household use most often?

\_\_\_\_\_ 21,22  
 \_\_\_\_\_ 23,24  
 Don't know.....8  
 Refused.....9

6. Approximately how many times in the past year have you or any member of your household visited Oakland County parks?

	1-5.....	1	
	6-15.....	2	
SKIP TO Q. 8-----	16 or more.....	3	42
	Don't know.....	8	
	Refused.....	9	

7. Have you or any members of your household ever visited any of the Oakland County Parks?

SKIP TO Q.8-----	>Yes.....	1	
CONTINUE-----	>No.....	2	43
SKIP TO Q.8-----	Don't know.....	8	
	Refused.....	9	

7a. Why not?

_____	44, 45
_____	46, 47
_____	48, 49

8. What can you tell me about the facilities, services and activities offered by the Oakland County Parks and Recreation System? (PROBE.)

_____	50, 51
_____	52, 53
_____	54, 55
Don't know.....	8
Refused.....	9

9. How satisfied are you with the recreational opportunities and facilities provided to you or the members of your household by the Oakland County Parks and Recreation System? Are you...(READ)

SKIP TO Q.10---	Very satisfied.....	1	
	Somewhat satisfied.....	2	
CONTINUE-----	Somewhat dissatisfied.....	3	56
	Very dissatisfied.....	4	
SKIP TO Q.10---	Don't know.....	8	
	Refused.....	9	

12a. Why do you feel that parks system should not be concerned with providing or environmental educational experiences such as overnight camps that educate youngsters about the environment?

	73,74
<hr/>	
	75,76
<hr/>	
	77,78
Don't know.....	8
Refused.....	9

12b. Would you or any members of your household be likely to take advantage of outdoor environmental educational experiences such as overnight camps that educate youngsters about the environment if they were offered by regional parks systems?

Yes.....	1
No.....	2
Don't know.....	8
Refused.....	9

79  
80=1  
201-204=dup

13. In your opinion, should Oakland County Parks and Recreation provide special recreational facilities for the physically impaired?

SKIP TO Q. 14----->Yes.....	1
CONTINUE----->No.....	2
	8
SKIP TO Q. 14----- Don't know.....	8
	9
	205

13a. Why shouldn't the parks system provide special recreational facilities for the physically impaired?

	206,207
<hr/>	
	208,209
<hr/>	
	210,211
Don't know.....	8
Refused.....	9

14. In your opinion, should Oakland County Parks and Recreation provide special recreational facilities for senior citizens?

SKIP TO Q. 15----->Yes.....	1
CONTINUE----->No.....	2
	8
SKIP TO Q. 15----- Don't know.....	8
	9
	212

18. In your opinion should parks and recreation systems give special consideration to organized clubs, girl or boy scouts, or groups from schools or churches?

SKIP TO Q.19----->Yes.....	1	
CONTINUE----->No.....	2	239
	Don't know.....	8
SKIP TO Q.19-----	Refused.....	9

18a. Why should parks and recreation systems not be concerned with providing special services or facilities to organized groups?

	240,241
<hr/>	
	242,243
<hr/>	
	244,245
Don't know.....	98
Refused.....	99

19. How likely is it that you would visit an Oakland County Park with other members of your household or family for the following types of recreational activities? (READ)

Would your family be (very unlikely, somewhat unlikely, etc) to use the park for .....

	<u>Very Unlikely</u>	<u>Somewhat Unlikely</u>	<u>Somewhat Likely</u>	<u>Very Likely</u>	<u>Don't Know</u>	<u>Refused</u>
a. Swimming	1	2	3	4	8	9 246
b. Boating	1	2	3	4	8	9 247
c. Fishing	1	2	3	4	8	9 248
d. Hiking	1	2	3	4	8	9 249
e. Camping	1	2	3	4	8	9 250
f. Golfing	1	2	3	4	8	9 251
g. Biking	1	2	3	4	8	9 252
h. Tennis	1	2	3	4	8	9 253
i. Cross-country skiing	1	2	3	4	8	9 254
j. Nature programs	1	2	3	4	8	9 255
k. Environmental prgs	1	2	3	4	8	9 256
l. Other [Specify] _____						0 257



23. Among other things, the Oakland County Parks System is responsible for acquiring and maintaining public parks, recreation areas, and open spaces in the county. Because the parks system relies on public support and tax dollars, it is important that residents have a voice in shaping its future efforts.

In your opinion, which of the following four activities should be Oakland County's FIRST priority?

INTERVIEWERS: READ ALL FOUR OPTIONS (a-d), CHECK FIRST PRIORITY.  
 READ REMAINING THREE OPTIONS, CHECK SECOND PRIORITY.  
 READ REMAINING TWO OPTIONS, CHECK THIRD PRIORITY.  
 CHECK FOURTH PRIORITY.

	FIRST PRIORITY	SECOND PRIORITY	THIRD PRIORITY	FOURTH PRIORITY
ROTATE				
( ) a. To maintain and develop facilities on existing property.....1		1	1	1
( ) b. To buy more property to protect open spaces for recreation opportunities...2		2	2	2
( ) c. To buy more property for the protection of wildlife in its natural habitat.....3 305	3 305	3 306	3 307	3 308
( ) d. To preserve historic sites and regional heritage.....4		4	4	4
Don't know.....8		8	8	8
Refused.....9		9	9	9

24. If Oakland County Parks and Recreation were to purchase more land for open space, which of the following sources should be used for the purchase? (READ. ONE CHOICE ONLY).

Private donations or gifts.....1	
Additional tax.....2	
Parks and recreation millage funds....3	309
Don't know.....8	
Refused.....9	

25. How old were you on your last birthday?

310,311

(INSERT AGE IN NUMBERS AND WORDS)

30. Are there any comments at all that you would like to make about the Oakland County Parks and Recreation System?

\_\_\_\_\_ 319,320  
\_\_\_\_\_ 321,322  
\_\_\_\_\_ 323,324  
\_\_\_\_\_

For verification purposes:

NAME \_\_\_\_\_

ADDRESS \_\_\_\_\_

CITY \_\_\_\_\_ ZIP CODE \_\_\_\_\_

TELEPHONE NUMBER \_\_\_\_\_ 325-329

Thank you for taking the time to participate in our survey.

**AN IMAGE, ATTITUDE AND AWARENESS STUDY**

**FINAL REPORT**

**Prepared for:**

**DDB NEEDHAM WORLDWIDE ADVERTISING**

**and**

**OAKLAND COUNTY PARKS AND RECREATION COMMISSION**

**Prepared by:**

**Nordhaus Research, Inc.**

**September, 1991**

**NORDHAUS RESEARCH INC.**

20300 WEST TWELVE MILE ROAD, SUITE 102, SOUTHFIELD, MI 48076, 313-827-2400

## **BACKGROUND**

The Oakland County Parks and Recreation Commission must develop a ten-year strategic plan that outlines a course of action for maintaining and developing the system of county-wide parks in its domain and offering the types of programs and services that fit the needs and interests of the community. The plan is a vital step in qualifying the Oakland County Parks System for state and federal grants.

The current strategic plan is the third such undertaking. An essential component of the strategic planning process has been to develop a series of goals and objectives, one of which is to promote the image and visibility of the park system for existing and potential users. Therefore, the Parks and Recreation Commission has engaged DDB Needham Worldwide to develop public relations strategies and communications to enhance public awareness of the park system.

To facilitate both the 10-year strategic planning process and the public relations efforts of DDB Needham Worldwide, Nordhaus Research, Inc. was commissioned to undertake a public opinion poll among Oakland County residents. The study was designed to assess public awareness and utilization of Oakland County Parks, determine public perceptions of the facilities, services and activities provided, to determine the potential interest in a variety of programs and services, and to gauge attitudes toward funding and the park systems' priorities. Demographic indices were also obtained to identify population segments that could be used in strategic planning and public relations activities.

## EXECUTIVE SUMMARY

### Park Utilization.

- More than one-half of the respondent households do not use any State, Metro, or County Parks on a regular basis.
- Younger, more educated households with children under the age of 18 are more likely to be regular park users.
- Kensington, Stony Creek and Metropolitan Beach were the three parks that households used most often.
- Typical households visited a State, Metro or County park one to five times a year.

### Awareness of Oakland County Parks.

- Twenty-eight percent could not name any specific park.
- The names of State and Metro parks frequently were confused with Oakland County Parks. Kensington, Stony Creek, and Dodge Park were prominent.
- Of the Oakland County Parks, specifically, Independence Oaks and Addison Oaks were named most frequently. Waterford Oaks and Orion Oaks were least often named.

### **Utilization of Oakland County Parks.**

- Independence Oaks was reported to be the most visited, and Orion Oaks, the least visited of the Oakland County Parks in the past year.
- Fifteen percent of the respondent households had not ever visited an Oakland County Park. The predominant reasons were lack of interest, a lack of awareness, or a lack of time.

### **Perceptions of Oakland County Parks' Facilities, Services and Activities.**

- Perceptions of the Park System are very favorable. Less than 2 percent of respondent households offered any negative or unfavorable comments.
- The most frequent comments attested to the parks' cleanliness and being well maintained.
- Thirty-four percent of respondent households did not offer any comments or have any specific knowledge about the parks' facilities, services or activities.
- Satisfaction with Oakland County Parks is quite high. The majority of respondent households were either "very" or "somewhat" satisfied with the parks. Only three percent were dissatisfied.
- Sixty percent were unable to compare Oakland County Parks with other State, Metro, or County parks. The majority of respondent households that did make a comparison, felt that Oakland County Parks were more appealing than other park systems. Cleanliness was the major reason for rating Oakland County Parks as more appealing.

## **Value to the Community.**

- The opinion was strongly held that Oakland County Parks are a valuable asset to the community and that they contribute to the quality of life.
- There were no segments identified by demographic indices that differed in their opinion about the value of Oakland County Parks. Oakland County Parks were highly valued regardless of age, income, marital status, education, or whether or not a household had children under the age of 18.

## **Opinions About Special Facilities, Programs.**

- There is wide-spread support for special facilities and programs for the physically impaired, senior citizens and the mentally impaired.
- Among the minority who objected to special facilities and programs, opinions derived from respondents' feeling that environmental education was the responsibility of the schools, that existing facilities were adequate (whether for the physically or mentally impaired, or for senior citizens), or that the special provisions would result in increased taxes.

## **Potential For Individual and Family Recreational Activities.**

- All potential recreational activities are significantly less likely to be pursued by individuals than by families or households.
- The pattern of likely recreational activities is similar for individuals and family activities. Hiking, nature programs, environmental programs and biking are all of greater interest than camping, cross-county skiing, or tennis. Tennis is the least likely activity that respondent households would want to pursue at an Oakland County Park. Picnicking was an additional activity that was highly endorsed as a family activity and for individuals as well. Other activities that respondent households would like to have at Oakland County Parks are roller blading, sledding or tobogganing, baseball/softball and volleyball.
- Traditional activities such as camping, hiking or swimming are of much greater interest than are unique activities such as wavepools or waterslides.

### **County Parks Priorities.**

- It was felt that the Park System's priorities should be either to maintain and develop facilities on existing property, or to buy more property for the protection of wildlife in its natural habitat. Buying more property for future recreational opportunities and preserving historic sites and regional heritage were seen as lower priorities.

### **Funding Issue.**

- Respondent households were least responsive to the idea of increased taxes to support the purchase of additional land. They most favored private donations or gifts.

### **Segment of Regular Park Users.**

- Regular park users were relatively more satisfied with the Oakland County Parks than others. Regular park users did not differ from others in terms of their opinion about the value of Oakland County Parks to the community, or their support for special provisions for groups such as the physically or mentally impaired.
- Regular park users are more likely than others to anticipate using an Oakland County Park for every type of recreational activity, both as part of a family group, or as an individual. They are even more strongly in favor of traditional types of recreational activities than others. They are somewhat less likely to favor the purchase of land for the protection of wildlife.



## **CONCLUSIONS AND RECOMMENDATIONS**

The research findings point to several issues that should be considered in public relations and strategic planning endeavors.

- The major task facing the Oakland County Parks and Recreation Commission is that of increasing awareness of the Park System while creating and promoting a unique identity for Oakland County Parks.
- Overall, opinions about the Oakland County Park System are very favorable.
- The parks' strongest market segment consists of younger, more educated households with children under the age of 18.
- Strategic planning should focus on maintaining and developing basic recreational activities such as hiking, biking, swimming, fishing, and picnicking.
- Strategic planning should be guided by a focus on group activities. Potential park visitors are far more likely to want recreational activities geared toward the family or household than individuals.
- Cleanliness and good maintenance is an important part of Oakland County Parks' image that could be used advantageously in advertising and promotions.
- Land acquisition for the protection of wildlife should assume a higher priority than land acquisition for recreational opportunities.
- County residents will be highly unlikely to vote in favor of more taxes to cover the cost of land purchases. Fund raising through private donations should be given strong consideration.

- Taking care of the recreational needs of senior citizens, and the mentally and physically handicapped is a widely-accepted role for the Oakland County Park System. Providing special facilities, programs and events would be consistent with residents' sentiments. Advertising and promotional efforts to enhance Oakland County Parks' image along these lines should be considered.
  
- Oakland County Parks are seen as a valuable asset. There was nearly complete agreement that they contribute to the quality of life in the community. These widely-held opinions represent a strong endorsement of the Park System that could be used advantageously in advertising and promotions, and seeking funds through granting agencies or private donations as well.
  
- Waterford Oaks and Orion Oaks are the two county parks in greatest need of increased public awareness.
  
- Increased awareness of County Parks could lead to greater park usage. Lack of awareness was the second most frequent reason given for not visiting any of the Oakland County Parks.

OAKLAND COUNTY PARKS STUDY  
 PREPARED FOR  
 DDB NEEDHAM WORLDWIDE &  
 OAKLAND COUNTY PARKS AND RECREATION COMMISSION

NORDHAUS RESEARCH, INC.  
 SEPTEMBER, 1991

	AGE					MARITAL STATUS		INCOME			COLLEGE EDUCATION			CHILDREN UNDER 18	
	TOTAL	18-30	31-44	45-59	60+	MARRIED	OTHER	<\$35K	\$35K- <\$55K	\$55K+	NONE	SOME	DEGREE	YES	NO
TOTAL	400	82	124	93	83	269	114	101	96	82	115	116	148	170	221
	100.0%	100.0%	100.0%	100.0%	100.0%	100.0%	100.0%	100.0%	100.0%	100.0%	100.0%	100.0%	100.0%	100.0%	100.0%
YES	359	56	113	94	80	249	94	84	90	77	101	100	138	147	203
	89.7	68.3	91.1	98.9	96.4	92.6	82.5	83.2	93.8	93.9	87.8	86.2	93.2	86.5	91.9
NO	41	26	11	1	3	20	20	17	6	5	14	16	10	23	18
	10.2	31.7	8.9	1.1	3.6	7.4	17.5	16.8	6.3	6.1	12.2	13.8	6.8	13.5	8.1
DON'T KNOW	-	-	-	-	-	-	-	-	-	-	-	-	-	-	-
REFUSED/NO ANSWER	-	-	-	-	-	-	-	-	-	-	-	-	-	-	-

G. B DID YOU VOTE IN THE LAST NATIONAL ELECTION HELD IN 1988?

PROJECT #41348

Table 3-1

Q.1 REGULAR USE OF ANY PARKS

OAKLAND COUNTY PARKS STUDY  
 PREPARED FOR  
 DDB NEEDHAM WORLDWIDE &  
 OAKLAND COUNTY PARKS AND RECREATION COMMISSION

NORDHAUS RESEARCH, INC.  
 SEPTEMBER, 1991

	AGE				MARITAL STATUS		INCOME			COLLEGE EDUCATION			CHILDREN UNDER 18		
	TOTAL	18-30	31-44	45-59	60+	MARRIED	OTHER	<\$35K	<\$55K	\$55K+	NONE	SOME	DEGREE	YES	NO
TOTAL	400	82	124	95	83	269	114	101	96	82	115	116	148	170	221
	100.0%	100.0%	100.0%	100.0%	100.0%	100.0%	100.0%	100.0%	100.0%	100.0%	100.0%	100.0%	100.0%	100.0%	100.0%
YES	171	49	67	29	24	117	51	50	47	41	40	61	66	89	80
	42.8	59.8	54.0	30.5	28.9	43.5	44.7	49.5	49.0	50.0	34.8	52.6	44.6	52.4	36.2
NO	226	33	57	65	57	151	62	51	48	41	75	55	79	80	139
	56.5	40.2	46.0	68.4	68.7	56.1	54.4	50.5	50.0	50.0	65.2	47.4	53.4	47.1	62.9
DON'T KNOW	3	-	-	1	2	1	1	-	1	-	-	-	3	1	2
	.8			1.1	2.4	.4	.9		1.0				2.0	.6	.9
REFUSED/NO ANSWER	-	-	-	-	-	-	-	-	-	-	-	-	-	-	-

Q.1 DO YOU OR ANY MEMBERS OF YOUR HOUSEHOLD USE ANY STATE, METRO OR COUNTY PARKS ON A REGULAR BASIS?

OAKLAND COUNTY PARKS STUDY  
 PREPARED FOR  
 DDB NEEDHAM WORLDWIDE &  
 OAKLAND COUNTY PARKS AND RECREATION COMMISSION

NORDHAUS RESEARCH, INC.  
 SEPTEMBER, 1991

	AGE				MARITAL STATUS		INCOME			COLLEGE EDUCATION			CHILDREN UNDER 18		
	18-30	31-44	45-59	60+	MARRIED	OTHER	<\$35K	\$35K- <\$55K	\$55K+	NONE	SOME	DEGREE	YES	NO	
	TOTAL														
TOTAL	171	49	67	29	24	117	51	30	47	41	40	61	66	89	80
	100.0%	100.0%	100.0%	100.0%	100.0%	100.0%	100.0%	100.0%	100.0%	100.0%	100.0%	100.0%	100.0%	100.0%	100.0%
KENSINGTON	61	16	27	8	9	44	16	14	15	17	12	17	31	31	30
	35.7	32.7	40.3	27.6	37.5	37.6	31.4	28.0	31.9	41.5	30.0	27.9	47.0	34.8	37.5
STONEY CREEK	27	11	10	4	2	19	8	5	9	6	6	9	12	17	10
	15.8	22.4	14.9	13.8	8.3	16.2	15.7	10.0	19.1	14.6	15.0	14.8	18.2	19.1	12.5
METROPOLITAN PARK/ BEACH	24	11	9	1	3	13	11	11	4	5	7	10	7	15	9
	14.0	22.4	13.4	3.4	12.5	11.1	21.6	22.0	8.5	12.2	17.5	16.4	10.6	16.9	11.3
INDEPENDENCE OAKS	14	2	8	2	2	9	5	2	5	5	-	5	8	9	5
	8.2	4.1	11.9	6.9	8.3	7.7	9.8	4.0	10.6	12.2		8.2	12.1	10.1	6.3
DODGE PARK	10	4	4	2	-	5	5	4	3	1	4	5	1	7	3
	5.8	8.2	6.0	6.9		4.3	9.8	8.0	6.4	2.4	10.0	8.2	1.5	7.9	3.8
PROUD LAKE	10	4	-	4	2	7	3	2	5	3	3	2	5	2	8
	5.8	8.2		13.8	8.3	6.0	5.9	4.0	10.6	7.3	7.5	3.3	7.6	2.2	10.0
PONTIAC LAKE	10	4	6	-	-	7	3	2	4	2	2	6	2	7	3
	5.8	8.2	9.0			6.0	5.9	4.0	8.5	4.9	5.0	9.8	3.0	7.9	3.8
HURON METRO PARK	9	2	3	3	1	6	3	2	4	2	2	4	3	5	4
	5.3	4.1	4.5	10.3	4.2	5.1	5.9	4.0	8.5	4.9	5.0	6.6	4.5	5.6	5.0
ADDISON OAKS	8	1	6	1	-	7	1	2	3	1	1	4	3	7	1
	4.7	2.0	9.0	3.4		6.0	2.0	4.0	6.4	2.4	2.5	6.6	4.5	7.9	1.3
MAYBERRY STATE PARK	8	-	6	-	2	6	2	2	3	2	3	2	3	4	4
	4.7		9.0		8.3	5.1	3.9	4.0	6.4	4.9	7.5	3.3	4.5	4.5	5.0
GROVELAND OAKS	6	3	2	1	-	4	2	3	1	2	3	2	1	5	1
	3.5	6.1	3.0	3.4		3.4	3.9	6.0	2.1	4.9	7.5	3.3	1.5	5.6	1.3

Continued

OAKLAND COUNTY PARKS STUDY  
 PREPARED FOR  
 DDB NEEDHAM WORLDWIDE &  
 OAKLAND COUNTY PARKS AND RECREATION COMMISSION

NORDHAUS RESEARCH, INC.  
 SEPTEMBER, 1991

	AGE				MARITAL STATUS		INCOME			COLLEGE EDUCATION			CHILDREN UNDER 18		
	TOTAL	18-30	31-44	45-59	60+	MARRIED	OTHER	<\$35K	\$35K- <\$55K	\$55K+	NONE	SOME	DEGREE	YES	NO
SPRINGFIELD OAKS ACTIVITY CENTER OR GOLF COURSE	5 2.9	1 2.0	1 1.5	2 6.9	1 4.2	4 3.4	1 2.0	1 2.0	1 2.1	2 4.9	1 2.5	2 3.3	2 3.0	3 3.4	2 2.5
BLOOMER PARK	5 2.9	3 6.1	2 3.0	-	-	3 2.6	2 3.9	4 8.0	1 2.1	-	2 5.0	2 3.3	1 1.5	4 4.5	1 1.3
INDIAN SPRINGS	5 2.9	-	2 3.0	2 6.9	1 4.2	4 3.4	1 2.0	1 2.0	1 2.1	1 2.4	1 2.5	2 3.3	2 3.0	2 2.2	3 3.8
BALD MOUNTAIN	4 2.3	1 2.0	3 4.5	-	-	3 2.6	1 2.0	1 2.0	2 4.3	-	1 2.5	1 1.6	1 1.5	2 2.2	2 2.5
CASS LAKE	4 2.3	1 2.0	3 4.5	-	-	3 2.6	1 2.0	1 2.0	1 2.1	2 4.9	1 2.5	1 1.6	2 3.0	3 3.4	1 1.3
SPENCER PARK	4 2.3	1 2.0	3 4.5	-	-	4 3.4	-	2 4.0	1 2.1	1 2.4	1 2.5	2 3.3	1 1.5	4 4.5	-
RED OAKS WATERPARK OR GOLF COURSE	3 1.8	1 2.0	1 1.5	1 3.4	-	2 1.7	1 2.0	1 2.0	-	1 2.4	-	2 3.3	1 1.5	2 2.2	1 1.3
HERITAGE PARK	3 1.8	1 2.0	-	-	1 4.2	1 .9	1 2.0	-	-	-	1 2.5	1 1.6	-	1 1.1	1 1.3
MARBH BANK	3 1.8	-	3 4.5	-	-	3 2.6	-	2 4.0	1 2.1	-	1 2.5	2 3.3	-	2 2.2	1 1.3
ROCHESTER PARK	3 1.8	3 6.1	-	-	-	2 1.7	1 2.0	-	1 2.1	2 4.9	-	2 3.3	1 1.5	2 2.2	1 1.3
BELLE ISLE	3 1.8	-	2 3.0	-	1 4.2	1 .9	2 3.9	1 2.0	-	-	1 2.5	2 3.3	-	-	3 3.8
ISLAND LAKE	3 1.8	3 6.1	-	-	-	-	2 3.9	-	1 2.1	1 2.4	-	1 1.6	1 1.5	1 1.1	2 2.5

Continued

OAKLAND COUNTY PARKS STUDY  
 PREPARED FOR  
 DDB NEEDHAM WORLDWIDE &  
 OAKLAND COUNTY PARKS AND RECREATION COMMISSION

NORDHAUS RESEARCH, INC.  
 SEPTEMBER, 1991

	AGE				MARITAL STATUS		INCOME			COLLEGE EDUCATION			CHILDREN UNDER 18		
	TOTAL	18-30	31-44	45-59	60+	MARRIED	OTHER	<\$35K	\$35K- <\$55K	\$55K+	NONE	SOME	DEGREE	YES	NO
OLEN OAKS	2 1.2	-	1 1.5	1 3.4	-	2 1.7	-	-	1 2.1	1 2.4	-	-	2 3.0	-	2 2.5
WHITE LAKE OAKS	2 1.2	-	-	2 6.9	-	2 1.7	-	-	-	1 2.4	1 2.5	1 1.6	-	-	2 2.5
HIGHLAND PARK/LAKE	2 1.2	1 2.0	1 1.5	-	-	2 1.7	-	1 2.0	1 2.1	-	1 2.5	1 1.6	-	1 1.1	1 1.3
NOVI PARK	2 1.2	1 2.0	1 1.5	-	-	2 1.7	-	1 2.0	-	1 2.4	1 2.5	-	1 1.5	-	2 2.5
HIGGINS LAKE STATE PARK	2 1.2	1 2.0	1 1.5	-	-	1 .9	1 2.0	1 2.0	-	1 2.4	-	1 1.6	1 1.5	1 1.1	1 1.3
SLEEPER STATE PARK	2 1.2	1 2.0	1 1.5	-	-	1 .9	1 2.0	-	1 2.1	1 2.4	-	1 1.6	1 1.5	2 2.2	-
ORION OAKS	1 .6	1 2.0	-	-	-	1 .9	-	1 2.0	-	-	1 2.5	-	-	1 1.1	-
WATERFORD OAKS	1 .6	-	-	1 3.4	-	1 .9	-	-	-	1 2.4	-	-	1 1.5	1 1.1	-
BIG FISH LAKE	1 .6	1 2.0	-	-	-	-	1 2.0	1 2.0	-	-	1 2.5	-	-	1 1.1	-
SEVEN LAKES PARK	1 .6	-	-	1 3.4	-	1 .9	-	-	1 2.1	-	-	-	1 1.5	1 1.1	-
BEACHWOOD	1 .6	1 2.0	-	-	-	-	1 2.0	1 2.0	-	-	-	1 1.6	-	-	1 1.3
LAKSIDE PARK	1 .6	-	1 1.5	-	-	1 .9	-	1 2.0	-	-	1 2.5	-	-	1 1.1	-
PT. CRESENT	1 .6	-	1 1.5	-	-	-	1 2.0	-	1 2.1	-	-	1 1.6	-	1 1.1	-

Continued

PROJECT #91348  
 Table 4-1  
 Q. 2 TWO PARKS USED MOST

OAKLAND COUNTY PARKS STUDY  
 PREPARED FOR  
 DDB NEEDHAM WORLDWIDE &  
 OAKLAND COUNTY PARKS AND RECREATION COMMISSION

NORDHAUS RESEARCH, INC.  
 SEPTEMBER, 1991

	AGE				MARITAL STATUS		INCOME			COLLEGE EDUCATION			CHILDREN UNDER 18		
	TOTAL	18-30	31-44	45-59	60+	MARRIED	OTHER	<\$35K	\$35K- <\$55K	\$55K+	NONE	SOME	DEGREE	YES	NO
OTHER	24 14.0	6 12.2	6 9.0	5 17.2	6 25.0	16 13.7	8 15.7	7 14.0	10 21.3	2 4.9	5 12.5	11 18.0	7 10.6	10 11.2	14 17.5
DON'T KNOW	12 7.0	2 4.1	3 4.5	4 13.8	3 12.5	8 6.8	3 5.9	5 10.0	1 2.1	4 9.8	2 5.0	3 4.9	7 10.6	3 3.4	8 10.0

Q. 2 WHAT ARE THE NAMES OF THE TWO STATE, METRO, OR COUNTY PARKS THAT YOU OR MEMBERS OF YOUR HOUSEHOLD USE MOST OFTEN?



OAKLAND COUNTY PARKS STUDY  
 PREPARED FOR  
 DDB NEEDHAM WORLDWIDE &  
 OAKLAND COUNTY PARKS AND RECREATION COMMISSION

NORDHAUS RESEARCH, INC.  
 SEPTEMBER, 1991

	AGE				MARITAL STATUS		INCOME			COLLEGE EDUCATION			CHILDREN UNDER 18		
	TOTAL	18-30	31-44	45-59	60+	MARRIED	OTHER	<\$35K	\$35K- <\$55K	\$55K+	NONE	SOME	DEGREE	YES	NO
TOTAL	400	82	124	95	83	269	114	101	96	82	115	116	148	170	221
	100.0%	100.0%	100.0%	100.0%	100.0%	100.0%	100.0%	100.0%	100.0%	100.0%	100.0%	100.0%	100.0%	100.0%	100.0%
0	84	7	16	19	35	51	26	22	15	10	35	14	28	11	69
	21.0	8.5	12.9	20.0	42.2	19.0	22.8	21.8	15.6	12.2	30.4	12.1	18.9	6.5	31.2
1 - 5	177	38	52	49	30	117	52	43	42	39	46	52	69	84	90
	44.2	46.3	41.9	51.6	36.1	43.5	45.6	42.6	43.8	47.6	40.0	44.8	46.6	49.4	40.7
6 - 15	92	22	37	19	14	69	22	27	24	21	24	33	33	50	41
	23.0	26.8	29.8	20.0	16.9	25.7	19.3	26.7	25.0	25.6	20.9	28.4	22.3	29.4	18.6
16 OR MORE	44	14	19	7	4	30	14	8	15	12	9	17	17	23	20
	11.0	17.1	15.3	7.4	4.8	11.2	12.3	7.9	15.6	14.6	7.8	14.7	11.5	13.5	9.0
DON'T KNOW	3	1	-	1	-	2	-	1	-	-	1	-	1	2	1
	.8	1.2	-	1.1	-	.7	-	1.0	-	-	.9	-	.7	1.2	.5
REFUSED/NO ANSWER	-	-	-	-	-	-	-	-	-	-	-	-	-	-	-

Q.3 APPROXIMATELY HOW MANY TIMES IN THE PAST YEAR HAVE YOU OR ANY MEMBER OF YOUR HOUSEHOLD VISITED STATE, METRO, OR COUNTY PARKS?

OAKLAND COUNTY PARKS STUDY  
 PREPARED FOR  
 DDB NEEDHAM WORLDWIDE &  
 OAKLAND COUNTY PARKS AND RECREATION COMMISSION

NORDHAUS RESEARCH, INC.  
 SEPTEMBER, 1991

	AGE					MARITAL STATUS		INCOME			COLLEGE EDUCATION			CHILDREN UNDER 18	
	TOTAL	18-30	31-44	45-59	60+	MARRIED	OTHER	<\$35K	\$35K- <\$55K	\$55K+	NONE	SOME	DEGREE	YES	NO
TOTAL	400	82	124	95	83	269	114	101	96	82	115	116	148	170	221
	100.0%	100.0%	100.0%	100.0%	100.0%	100.0%	100.0%	100.0%	100.0%	100.0%	100.0%	100.0%	100.0%	100.0%	100.0%
KENSINGTON	66	12	16	19	16	41	20	18	12	12	18	15	28	21	42
	16.5	14.6	12.9	20.0	19.3	15.2	17.5	17.8	12.5	14.6	15.7	12.9	18.9	12.4	19.0
STONEY CREEK	57	13	18	11	13	36	19	21	8	10	16	16	22	24	32
	14.2	15.9	14.5	11.6	15.7	13.4	16.7	20.8	8.3	12.2	13.9	13.8	14.9	14.1	14.5
INDEPENDENCE OAKS	46	6	19	15	6	39	7	11	16	12	12	19	14	30	16
	11.5	7.3	15.3	15.8	7.2	14.5	6.1	10.9	16.7	14.6	10.4	16.4	9.5	17.6	7.2
ADDISON OAKS	43	8	16	13	5	35	7	9	13	13	8	15	20	27	16
	10.7	9.8	12.9	13.7	6.0	13.0	6.1	8.9	13.5	15.9	7.0	12.9	13.5	15.9	7.2
DODGE PARK	33	8	9	4	11	22	11	13	10	4	13	12	8	13	20
	8.3	9.8	7.3	4.2	13.3	8.2	9.6	12.9	10.4	4.9	11.3	10.3	5.4	7.6	9.0
GROVELAND OAKS	29	8	10	7	2	22	6	7	7	7	8	10	9	18	11
	7.2	9.8	8.1	7.4	2.4	8.2	5.3	6.9	7.3	8.5	7.0	8.6	6.1	10.6	5.0
METROPOLITAN PARK/ BEACH	27	7	6	5	6	18	8	5	7	6	8	6	11	7	19
	6.8	8.5	4.8	5.3	7.2	6.7	7.0	5.0	7.3	7.3	7.0	5.2	7.4	4.1	8.6
SPRINGFIELD OAKS ACTIVITY CENTER OR GOLF COURSE	23	5	8	7	3	17	6	5	6	9	5	10	7	11	12
	5.8	6.1	6.5	7.4	3.6	6.3	5.3	5.0	6.3	11.0	4.3	8.6	4.7	6.5	5.4
PROUD LAKE	19	7	5	5	2	13	6	3	7	4	5	5	9	8	11
	4.8	8.5	4.0	5.3	2.4	4.8	5.3	3.0	7.3	4.9	4.3	4.3	6.1	4.7	5.0
RED OAKS WATERPARK OR GOLF COURSE	18	1	10	6	1	13	4	4	7	4	2	8	8	16	2
	4.5	1.2	8.1	6.3	1.2	4.8	3.5	4.0	7.3	4.9	1.7	6.9	5.4	9.4	.9
WHITE LAKE OAKS	18	1	7	8	2	11	7	1	9	3	4	8	6	7	11
	4.5	1.2	5.6	8.4	2.4	4.1	6.1	1.0	9.4	3.7	3.5	6.9	4.1	4.1	5.0

Continued

PROJECT #91348  
 Table 6-1  
 Q. 4 COUNTY PARKS NAME RECALL

OAKLAND COUNTY PARKS STUDY  
 PREPARED FOR  
 DDB NEEDHAM WORLDWIDE &  
 OAKLAND COUNTY PARKS AND RECREATION COMMISSION

NORDHAUS RESEARCH, INC.  
 SEPTEMBER, 1991

	AGE				MARITAL STATUS		INCOME			COLLEGE EDUCATION			CHILDREN UNDER 18		
	TOTAL	18-30	31-44	45-59	60+	MARRIED	OTHER	<\$35K	\$35K- <\$55K	\$55K+	NONE	SOME	DEGREE	YES	NO
WATERFORD OAKS	13 3.3	2 2.4	3 2.4	5 5.3	3 3.6	10 3.7	3 2.6	2 2.0	7 7.3	2 2.4	3 2.6	4 3.4	6 4.1	8 4.7	5 2.3
PONTIAC LAKE	13 3.3	2 2.4	8 6.5	1 1.1	2 2.4	10 3.7	3 2.6	3 3.0	4 4.2	2 2.4	5 4.3	4 3.4	4 2.7	7 4.1	6 2.7
BLOOMER PARK	11 2.8	2 2.4	5 4.0	1 1.1	3 3.6	5 1.9	6 5.3	5 5.0	2 2.1	3 3.7	3 2.6	5 4.3	3 2.0	6 3.5	5 2.3
BALD MOUNTAIN	10 2.5	1 1.2	6 4.8	1 1.1	2 2.4	6 2.2	4 3.5	3 3.0	2 2.1	3 3.7	4 3.5	1 .9	5 3.4	5 2.9	5 2.3
MARSH BANK	8 2.0	2 2.4	2 1.6	2 2.1	2 2.4	5 1.9	3 2.6	1 1.0	2 2.1	2 2.4	-	3 2.6	4 2.7	2 1.2	5 2.3
OLEN OAKS	7 1.8	-	2 1.6	4 4.2	-	6 2.2	-	-	1 1.0	4 4.9	-	3 2.6	3 2.0	1 .6	6 2.7
HIGHLAND PARK/LAKE	7 1.8	2 2.4	3 2.4	2 2.1	-	5 1.9	2 1.8	1 1.0	4 4.2	2 2.4	1 .9	3 2.6	3 2.0	3 1.8	4 1.8
MAYBERRY STATE PARK	7 1.8	4 4.9	2 1.6	1 1.1	-	3 1.1	4 3.5	1 1.0	3 3.1	2 2.4	1 .9	2 1.7	4 2.7	2 1.2	5 2.3
CASS LAKE	5 1.3	1 1.2	2 1.6	1 1.1	1 1.2	3 1.1	2 1.8	2 2.0	1 1.0	1 1.2	3 2.6	-	2 1.4	2 1.2	3 1.4
HERITAGE PARK	5 1.3	3 3.7	-	1 1.1	-	2 .7	2 1.8	2 2.0	1 1.0	-	1 .9	2 1.7	1 .7	3 1.8	1 .5
HURON METRO PARK	5 1.3	-	-	4 4.2	1 1.2	4 1.5	1 .9	-	2 2.1	2 2.4	2 1.7	-	3 2.0	1 .6	4 1.8
SPENCER PARK	5 1.3	-	2 1.6	1 1.1	2 2.4	3 1.1	2 1.8	-	1 1.0	1 1.2	1 .9	1 .9	2 1.4	1 .6	4 1.8
INDIAN SPRINGS	5 1.3	2 2.4	2 1.6	-	1 1.2	4 1.5	1 .9	1 1.0	-	3 3.7	1 .9	2 1.7	2 1.4	3 1.8	2 .9

Continued

PROJECT #91348  
 Table 6-1  
 O.4 COUNTY PARKS NAME RECALL

OAKLAND COUNTY PARKS STUDY  
 PREPARED FOR  
 DDB NEEDHAM WORLDWIDE &  
 OAKLAND COUNTY PARKS AND RECREATION COMMISSION

NORDHAUS RESEARCH, INC.  
 SEPTEMBER, 1991

	AGE				MARITAL STATUS		INCOME			COLLEGE EDUCATION			CHILDREN UNDER 18		
	TOTAL	18-30	31-44	45-59	60+	MARRIED	OTHER	<\$35K	\$35K- <\$55K	\$55K+	NONE	SOME	DEGREE	YES	NO
SEVEN LAKES PARK	4 1.0	-	-	1 1.1	2 2.4	2 .7	1 .9	1 1.0	1 1.0	-	2 1.7	1 .9	-	3 1.8	1 .5
ORION OAKS	3 .8	1 1.2	1 .8	1 1.1	-	3 1.1	-	-	1 1.0	1 1.2	2 1.7	-	1 .7	3 1.8	-
FIRE FIGHTER PARK	3 .8	2 2.4	1 .8	-	-	1 .4	2 1.8	-	-	2 2.4	2 1.7	-	1 .7	2 1.2	1 .5
ROCHESTER PARK	3 .8	1 1.2	-	1 1.1	1 1.2	1 .4	2 1.8	-	1 1.0	-	-	2 1.7	-	-	3 1.4
BIO FISH LAKE	2 .5	1 1.2	-	-	1 1.2	1 .4	1 .9	1 1.0	-	-	2 1.7	-	-	2 1.2	-
DAVID SHEPPARD PARK	2 .5	-	1 .8	1 1.1	-	2 .7	-	-	2 2.1	-	1 .9	-	1 .7	2 1.2	-
BEACHWOOD	2 .5	-	1 .8	1 1.1	-	1 .4	1 .9	-	1 1.0	1 1.2	-	-	2 1.4	1 .6	1 .5
J. C. PARK	2 .5	-	2 1.6	-	-	2 .7	-	-	1 1.0	1 1.2	1 .9	-	1 .7	2 1.2	-
CLINTONWOOD	2 .5	-	-	2 2.1	-	2 .7	-	-	-	1 1.2	1 .9	-	1 .7	1 .6	1 .5
NOVI PARK	2 .5	1 1.2	1 .8	-	-	1 .4	1 .9	2 2.0	-	-	2 1.7	-	-	-	2 .9
BOLAND	1 .3	-	1 .8	-	-	1 .4	-	-	-	1 1.2	1 .9	-	-	1 .6	-
BELLE ISLE	1 .3	-	-	-	1 1.2	1 .4	-	1 1.0	-	-	-	-	1 .7	-	1 .5
HAWTHORN PARK	1 .3	-	-	1 1.1	-	-	1 .9	1 1.0	-	-	1 .9	-	-	-	1 .5

Continued

OAKLAND COUNTY PARKS STUDY  
 PREPARED FOR  
 DDB NEEDHAM WORLDWIDE &  
 OAKLAND COUNTY PARKS AND RECREATION COMMISSION

NORDHAUS RESEARCH, INC.  
 SEPTEMBER, 1991

	AGE				MARITAL STATUS		INCOME			COLLEGE EDUCATION			CHILDREN UNDER 18		
	TOTAL	18-30	31-44	45-59	60+	MARRIED	OTHER	<\$35K	\$35K- <\$55K	\$55K+	NONE	SOME	DEGREE	YES	NO
LAKSIDE PARK	1 .3	-	-	1 1.1	-	1 .4	-	-	-	-	-	1 .9	-	-	1 .5
PT. CRESENT	1 .3	-	1 .8	-	-	1 .4	-	1 1.0	-	-	-	1 .9	-	1 .6	-
ISLAND LAKE	1 .3	-	1 .8	-	-	1 .4	-	1 1.0	-	-	1 .9	-	-	-	1 .5
NONE/NOTHING	58 14.5	13 15.9	14 11.3	15 15.8	12 14.5	40 14.9	14 12.3	15 14.9	12 12.5	8 9.8	12 10.4	17 14.7	25 16.9	20 11.8	36 16.3
OTHER	16 4.0	2 2.4	9 7.3	1 1.1	4 4.8	8 3.0	7 6.1	6 5.9	4 4.2	2 2.4	6 5.2	4 3.4	4 2.7	6 3.5	10 4.5
DON'T KNOW	52 13.0	16 19.5	10 8.1	6 6.3	17 20.5	35 13.0	14 12.3	16 15.8	8 8.3	11 13.4	15 13.0	16 13.8	19 12.8	19 11.2	30 13.6

Q. 4 PLEASE TELL ME THE NAMES OF ALL THE OAKLAND COUNTY PARKS YOU CAN THINK OF.

PROJECT #91348  
 Table 7-1  
 G.5 COUNTY PARKS PAST YEAR VISITS

OAKLAND COUNTY PARKS STUDY  
 PREPARED FOR  
 DDB NEEDHAM WORLDWIDE &  
 OAKLAND COUNTY PARKS AND RECREATION COMMISSION

NORDHAUS RESEARCH, INC.  
 SEPTEMBER, 1991

	AGE				MARITAL STATUS		INCOME			COLLEGE EDUCATION			CHILDREN UNDER 18		
	TOTAL	18-30	31-44	45-59	60+	MARRIED	OTHER	<\$35K	\$35K- <\$55K	\$55K+	NONE	SOME	DEGREE	YES	NO
TOTAL	400 100.0%	82 100.0%	124 100.0%	95 100.0%	83 100.0%	267 100.0%	114 100.0%	101 100.0%	96 100.0%	82 100.0%	115 100.0%	116 100.0%	148 100.0%	170 100.0%	221 100.0%
INDEPENDENCE OAKS	75 18.8	21 25.6	31 25.0	13 13.7	8 9.6	50 18.6	24 21.1	17 16.8	25 26.0	19 23.2	18 15.7	27 23.3	28 18.9	45 26.5	30 13.6
ADDISON OAKS	69 17.3	16 19.5	23 18.5	15 15.8	14 16.9	53 19.7	16 14.0	14 13.9	22 22.9	18 22.0	17 14.8	25 21.6	25 16.9	38 22.4	31 14.0
WATERFORD OAKS	57 14.2	15 18.3	21 16.9	12 12.6	7 8.4	36 13.4	20 17.5	14 13.9	10 10.4	18 22.0	14 12.2	22 19.0	20 13.5	32 18.8	25 11.3
RED OAKS WATERPARK OR GOLF COURSE	49 12.3	16 19.5	18 14.5	10 10.5	3 3.6	32 11.9	15 13.2	5 5.0	11 11.5	13 15.9	9 7.8	21 18.1	19 12.8	34 20.0	15 6.8
GLEN OAKS	44 11.0	12 14.6	10 8.1	8 8.4	11 13.3	28 10.4	14 12.3	9 8.9	9 9.4	13 15.9	12 10.4	7 6.0	22 14.9	14 8.2	28 12.7
SPRINGFIELD OAKS ACTIVITY CENTER OR GOLF COURSE	42 10.5	9 11.0	12 9.7	13 13.7	7 8.4	29 10.8	12 10.5	9 8.9	12 12.5	11 13.4	13 11.3	14 12.1	13 8.8	22 12.9	20 9.0
WHITE LAKE OAKS	36 9.0	7 8.5	8 6.5	10 10.5	11 13.3	28 10.4	7 6.1	8 7.9	5 5.2	12 14.6	13 11.3	8 6.9	13 8.8	13 7.6	22 10.0
GROVELAND OAKS	34 8.5	12 14.6	10 8.1	7 7.4	3 3.6	24 8.9	8 7.0	10 9.9	9 9.4	6 7.3	13 11.3	13 11.2	6 4.1	23 13.5	11 5.0
ORION OAKS	10 2.5	2 2.4	5 4.0	-	3 3.6	8 3.0	2 1.8	3 3.0	4 4.2	2 2.4	3 2.6	4 3.4	2 1.4	5 2.9	5 2.3
STONEY CREEK	7 1.8	3 3.7	3 2.4	-	1 1.2	3 1.1	4 3.5	4 4.0	2 2.1	-	2 1.7	3 2.6	2 1.4	3 1.8	4 1.8
KENSINGTON	6 1.5	-	2 1.6	4 4.2	-	4 1.5	2 1.8	1 1.0	2 2.1	3 3.7	-	-	6 4.1	4 2.4	2 .9

Continued

PROJECT #41348  
 Table 7-1  
 Q.5 COUNTY PARKS PAST YEAR VISITS

OAKLAND COUNTY PARKS STUDY  
 PREPARED FOR  
 DDB NEEDHAM WORLDWIDE &  
 OAKLAND COUNTY PARKS AND RECREATION COMMISSION

NORDHAUS RESEARCH, INC.  
 SEPTEMBER, 1991

	AGE				MARITAL STATUS		INCOME			COLLEGE EDUCATION			CHILDREN UNDER 18		
	TOTAL	18-30	31-44	45-59	60+	MARRIED	OTHER	<\$35K	\$35K- <\$55K	\$55K+	NONE	SOME	DEGREE	YES	NO
METROPOLITAN PARK/ BEACH	4 1.0	2 2.4	-	1 1.1	1 1.2	3 1.1	1 .9	1 1.0	1 1.0	1 1.2	1 .9	-	3 2.0	1 .6	3 1.4
INDIAN SPRINGS	3 .8	-	1 .8	-	2 2.4	2 .7	-	2 2.0	1 1.0	-	1 .9	1 .9	-	1 .6	2 .9
DODGE PARK	2 .5	-	1 .8	-	1 1.2	1 .4	1 .9	1 1.0	-	1 1.2	1 .9	-	1 .7	-	2 .9
BALD MOUNTAIN	2 .5	-	-	-	2 2.4	-	2 1.8	-	-	-	2 1.7	-	-	-	2 .9
BLOOMER PARK	2 .5	2 2.4	-	-	-	1 .4	1 .9	1 1.0	-	1 1.2	1 .9	-	1 .7	2 1.2	-
HERITAGE PARK	2 .5	1 1.2	-	-	1 1.2	2 .7	-	1 1.0	-	-	-	1 .9	1 .7	1 .6	1 .5
PROUD LAKE	1 .3	-	1 .8	-	-	1 .4	-	1 1.0	-	-	1 .9	-	-	1 .6	-
PONTIAC LAKE	1 .3	-	-	1 1.1	-	1 .4	-	-	-	1 1.2	-	-	1 .7	1 .6	-
MARSH BANK	1 .3	-	-	1 1.1	-	1 .4	-	-	-	1 1.2	-	-	1 .7	1 .6	-
ROCHESTER PARK	1 .3	1 1.2	-	-	-	1 .4	-	-	-	-	-	1 .9	-	-	1 .5
MAYBERRY STATE PARK	1 .3	-	1 .8	-	-	1 .4	-	1 1.0	-	-	1 .9	-	-	1 .6	-
DAVID SHEPPARD PARK	1 .3	-	-	1 1.1	-	1 .4	-	-	1 1.0	-	1 .9	-	-	1 .6	-
BEACHWOOD	1 .3	-	1 .8	-	-	1 .4	-	-	-	1 1.2	-	-	1 .7	1 .6	-

Continued

PROJECT #91348  
 Table 7-1  
 Q. 5 COUNTY PARKS PAST YEAR VISITS

OAKLAND COUNTY PARKS STUDY  
 PREPARED FOR  
 DDB NEEDHAM WORLDWIDE &  
 OAKLAND COUNTY PARKS AND RECREATION COMMISSION

NORDHAUS RESEARCH, INC.  
 SEPTEMBER, 1991

	AGE				MARITAL STATUS		INCOME			COLLEGE EDUCATION			CHILDREN UNDER 18		
	TOTAL	18-30	31-44	45-59	60+	MARRIED	OTHER	<\$35K	\$35K- <\$55K	\$55K+	NONE	SOME	DEGREE	YES	NO
J. C. PARK	1 .3	-	1 .8	-	-	1 .4	-	-	-	1 1.2	-	-	1 .7	1 .6	-
HAWTHORN PARK	1 .3	1 1.2	-	-	-	1 .4	-	1 1.0	-	-	-	1 .9	-	1 .6	-
CLINTONWOOD	1 .3	-	-	1 1.1	-	1 .4	-	-	-	1 1.2	-	-	1 .7	1 .6	-
NONE/NOTHING	172 43.0	24 29.3	48 38.7	50 52.6	40 48.2	115 42.8	47 41.2	46 45.5	40 41.7	28 34.1	55 47.8	41 35.3	62 41.9	53 31.2	113 51.1
OTHER	8 2.0	-	6 4.8	-	2 2.4	6 2.2	2 1.8	5 5.0	2 2.1	1 1.2	2 1.7	4 3.4	2 1.4	6 3.5	2 .9
DON'T KNOW	7 1.8	1 1.2	3 2.4	1 1.1	1 1.2	5 1.9	2 1.8	3 3.0	1 1.0	1 1.2	1 .9	2 1.7	4 2.7	2 1.2	4 1.8

Q. 5 WHICH OF THE FOLLOWING OAKLAND COUNTY PARKS, IF ANY, HAVE YOU OR A MEMBER OF YOUR FAMILY VISITED IN THE PAST YEAR?



OAKLAND COUNTY PARKS STUDY  
 PREPARED FOR  
 DDB NEEDHAM WORLDWIDE &  
 OAKLAND COUNTY PARKS AND RECREATION COMMISSION

NORDHAUS RESEARCH, INC.  
 SEPTEMBER, 1991

	AGE				MARITAL STATUS		INCOME			COLLEGE EDUCATION			CHILDREN UNDER 18		
	TOTAL	18-30	31-44	45-59	60+	MARRIED	OTHER	<\$35K	\$35K- <\$55K	\$55K+	NONE	SOME	DEGREE	YES	NO
TOTAL	228	58	76	43	43	154	67	53	56	54	60	73	86	117	108
	100.0%	100.0%	100.0%	100.0%	100.0%	100.0%	100.0%	100.0%	100.0%	100.0%	100.0%	100.0%	100.0%	100.0%	100.0%
0	137	36	40	32	28	92	43	35	33	31	36	51	49	67	70
	60.1	62.1	52.6	71.1	65.1	59.7	64.2	63.6	58.9	57.4	60.0	68.0	57.0	57.3	64.8
1 - 5	49	10	22	7	8	34	13	10	14	11	14	13	19	30	18
	21.5	17.2	28.9	15.6	18.6	22.1	19.4	18.2	25.0	20.4	23.3	17.3	22.1	25.6	16.7
6 - 15	20	3	9	2	6	14	5	4	5	7	5	6	8	11	9
	8.8	5.2	11.8	4.4	14.0	9.1	7.5	7.3	8.9	13.0	8.3	8.0	9.3	9.4	8.3
16 OR MORE	-	-	-	-	-	-	-	-	-	-	-	-	-	-	-
DON'T KNOW	20	8	5	3	1	13	5	5	3	5	4	5	9	8	10
	8.8	13.8	6.6	6.7	2.3	8.4	7.5	9.1	5.4	9.3	6.7	6.7	10.5	6.8	9.3
REFUSED/NO ANSWER	2	1	-	1	-	1	1	1	1	-	1	-	1	1	1
	.9	1.7	-	2.2	-	.6	1.5	1.8	1.8	-	1.7	-	1.2	.9	.9

Q. 6 APPROXIMATELY HOW MANY TIMES IN THE PAST YEAR HAVE YOU OR ANY MEMBER OF YOUR HOUSEHOLD VISITED OAKLAND COUNTY PARKS?

PROJECT #91348  
 Table 9-1  
 Q.7 ANY COUNTY PARK VISIT

OAKLAND COUNTY PARKS STUDY  
 PREPARED FOR  
 DDB NEEDHAM WORLDWIDE &  
 OAKLAND COUNTY PARKS AND RECREATION COMMISSION

NORDHAUS RESEARCH, INC.  
 SEPTEMBER, 1991

	AGE					MARITAL STATUS		INCOME			COLLEGE EDUCATION			CHILDREN UNDER 18	
	TOTAL	18-30	31-44	45-59	60+	MARRIED	OTHER	<\$35K	\$35K- <\$55K	\$55K+	NONE	SOME	DEGREE	YES	NO
TOTAL	172	24	48	50	40	115	47	46	40	28	35	41	62	33	113
	100.0%	100.0%	100.0%	100.0%	100.0%	100.0%	100.0%	100.0%	100.0%	100.0%	100.0%	100.0%	100.0%	100.0%	100.0%
YES	101	18	30	25	27	73	27	34	28	15	35	25	36	35	65
	58.7	75.0	62.5	50.0	67.5	63.5	57.4	73.9	70.0	53.6	63.6	61.0	58.1	66.0	57.5
NO	59	5	16	20	12	34	18	10	11	13	18	14	20	11	44
	34.3	20.8	33.3	40.0	30.0	29.6	38.3	21.7	27.5	46.4	32.7	34.1	32.3	20.8	38.9
DON'T KNOW	6	1	-	3	1	4	1	1	-	-	1	1	4	2	4
	3.5	4.2		6.0	2.5	3.5	2.1	2.2			1.8	2.4	6.5	3.8	3.5
REFUSED/NO ANSWER	6	-	2	2	-	4	1	1	1	-	1	1	2	5	-
	3.5		4.2	4.0		3.5	2.1	2.2	2.5		1.8	2.4	3.2	9.4	

Q.7 HAVE YOU OR ANY MEMBERS OF YOUR HOUSEHOLD EVER VISITED ANY OF THE OAKLAND COUNTY PARKS?

OAKLAND COUNTY PARKS STUDY  
 PREPARED FOR  
 DDB NEEDHAM WORLDWIDE &  
 OAKLAND COUNTY PARKS AND RECREATION COMMISSION

NORDHAUS RESEARCH, INC.  
 SEPTEMBER, 1991

	AGE					MARITAL STATUS		INCOME			COLLEGE EDUCATION			CHILDREN UNDER 18	
	TOTAL	18-30	31-44	45-59	60+	MARRIED	OTHER	<\$35K	\$35K- <\$55K	\$55K+	NONE	SOME	DEGREE	YES	NO
TOTAL	59	5	16	20	12	34	18	10	11	13	18	14	20	11	44
	100.0%	100.0%	100.0%	100.0%	100.0%	100.0%	100.0%	100.0%	100.0%	100.0%	100.0%	100.0%	100.0%	100.0%	100.0%
HAVE NO DESIRE/NOT A PARK PERSON	20	2	3	6	6	12	7	6	2	2	8	2	8	3	16
	33.9	40.0	18.8	30.0	50.0	35.3	38.9	60.0	18.2	15.4	44.4	14.3	40.0	27.3	36.4
LACK OF AWARENESS THEY EXIST	10	-	2	6	1	6	3	2	1	4	1	5	3	2	7
	16.9		12.5	30.0	8.3	17.6	16.7	20.0	9.1	30.8	5.6	35.7	15.0	18.2	15.9
HAVE NO TIME	9	2	3	1	2	5	2	1	2	2	3	3	2	3	5
	15.3	40.0	18.8	5.0	16.7	14.7	11.1	10.0	18.2	15.4	16.7	21.4	10.0	27.3	11.4
HAVE NO CHILDREN	5	-	1	1	2	3	-	-	-	2	2	-	1	-	4
	8.5		6.3	5.0	16.7	8.8				15.4	11.1		5.0		9.1
INCONVENIENTLY LOCATED	4	-	2	2	-	2	2	-	1	2	1	1	2	-	4
	6.8		12.5	10.0		5.9	11.1		9.1	15.4	5.6	7.1	10.0		9.1
PREFER PARK OUTSIDE OAKLAND COUNTY	2	-	1	1	-	1	-	-	1	-	1	-	-	1	1
	3.4		6.3	5.0		2.9			9.1		5.6			9.1	2.3
PREFER METRO PARKS	1	-	-	1	-	1	-	-	-	-	-	-	1	1	-
	1.7			5.0		2.9							5.0	9.1	
NOTHING/NONE	1	-	-	1	-	1	-	-	-	-	-	1	-	1	-
	1.7			5.0		2.9						7.1		9.1	
OTHER	3	1	1	-	1	2	1	-	1	1	-	1	2	-	3
	5.1	20.0	6.3		8.3	5.9	5.6		9.1	7.7		7.1	10.0		6.8
DON'T KNOW	4	-	4	-	-	2	2	1	2	1	1	1	2	-	4
	6.8		25.0			5.9	11.1	10.0	18.2	7.7	5.6	7.1	10.0		9.1
REFUSED/NO ANSWER	1	-	-	1	-	-	1	-	1	-	1	-	-	-	1
	1.7			5.0			5.6		9.1		5.6				2.3

Continued

PROJECT #91348  
 Table 10-1  
 Q. 7A WHY NO VISITS

OAKLAND COUNTY PARKS STUDY  
 PREPARED FOR  
 DDB NEEDHAM WORLDWIDE &  
 OAKLAND COUNTY PARKS AND RECREATION COMMISSION

NORDHAUS RESEARCH, INC.  
 SEPTEMBER, 1991

TOTAL	AGE				MARITAL STATUS		INCOME			COLLEGE EDUCATION			CHILDREN UNDER 18	
	18-30	31-44	45-59	60+	MARRIED	OTHER	<\$35K	\$35K- <\$55K	\$55K+	NONE	SOME	DEGREE	YES	NO

Q. 7A WHY DON'T YOU VISIT ANY OF THE OAKLAND COUNTY PARKS?

PROJECT #9134B  
 Table 11-1  
 Q.8 KNOWLEDGE OF COUNTY PARKS SERVICES

OAKLAND COUNTY PARKS STUDY  
 PREPARED FOR  
 DDB NEEDHAM WORLDWIDE &  
 OAKLAND COUNTY PARKS AND RECREATION COMMISSION

NORDHAUS RESEARCH, INC.  
 SEPTEMBER, 1991

	AGE					MARITAL STATUS		INCOME			COLLEGE EDUCATION			CHILDREN UNDER 18	
	TOTAL	18-30	31-44	45-59	60+	MARRIED	OTHER	<\$35K	\$35K- <\$55K	\$55K+	NONE	SOME	DEGREE	YES	NO
TOTAL	400	82	124	95	83	269	114	101	96	82	115	116	148	170	221
	100.0%	100.0%	100.0%	100.0%	100.0%	100.0%	100.0%	100.0%	100.0%	100.0%	100.0%	100.0%	100.0%	100.0%	100.0%
CLEAN/WELL MAINTAINED/KEPT UP	110	30	38	19	20	76	34	27	30	21	28	34	44	51	58
	27.5	36.6	30.6	20.0	24.1	28.3	29.8	26.7	31.3	25.6	24.3	29.3	29.7	30.0	26.2
NICE/FINE/GOOD	62	11	18	12	16	39	21	19	10	14	18	13	26	23	37
	15.5	13.4	14.5	12.6	19.3	14.5	18.4	18.8	10.4	17.1	15.7	11.2	17.6	13.5	16.7
GOOD BEACHES/SWIMMING	45	8	16	12	8	33	11	16	14	11	15	16	13	24	21
	11.3	9.8	12.9	12.6	9.6	12.3	9.6	15.8	14.6	13.4	13.0	13.8	8.8	14.1	9.5
OFFER PICNIC FACILITIES	30	10	7	4	9	22	8	9	8	3	9	10	11	13	17
	7.5	12.2	5.6	4.2	10.8	8.2	7.0	8.9	8.3	3.7	7.8	8.6	7.4	7.6	7.7
VARIETY OF ACTIVITIES	30	6	7	11	5	20	10	7	7	6	8	10	12	13	17
	7.5	7.3	5.6	11.6	6.0	7.4	8.8	6.9	7.3	7.3	7.0	8.6	8.1	7.6	7.7
GOOD NATURE TRAILS/WOODED AREA	27	2	8	7	10	17	10	5	7	4	11	5	11	12	15
	6.8	2.4	6.5	7.4	12.0	6.3	8.8	5.0	7.3	4.9	9.6	4.3	7.4	7.1	6.8
GOLF COURSES	26	3	7	8	7	19	6	2	8	8	4	8	13	11	14
	6.5	3.7	5.6	8.4	8.4	7.1	5.3	2.0	8.3	9.8	3.5	6.9	8.8	6.5	6.3
BOATING	22	6	6	5	4	17	4	3	6	8	6	7	8	9	13
	5.5	7.3	4.8	5.3	4.8	6.3	3.5	3.0	6.3	9.8	5.2	6.0	5.4	5.3	5.9
PLEASANT/QUIET ENVIRONMENT	17	1	2	6	7	11	5	2	3	1	7	5	4	7	10
	4.3	1.2	1.6	6.3	8.4	4.1	4.4	2.0	3.1	1.2	6.1	4.3	2.7	4.1	4.5
WAVE POOL/WATERSLIDES	17	3	6	7	1	16	1	1	6	7	5	6	6	11	6
	4.3	3.7	4.8	7.4	1.2	5.9	9	1.0	6.3	8.5	4.3	5.2	4.1	6.5	2.7
CLEAN RESTROOMS	17	2	10	1	4	12	5	8	4	2	8	5	4	7	10
	4.3	2.4	8.1	1.1	4.8	4.5	4.4	7.9	4.2	2.4	7.0	4.3	2.7	4.1	4.5
CAMPING	15	-	6	5	2	11	3	6	4	3	9	2	3	9	6
	3.8		4.8	5.3	2.4	4.1	2.6	5.9	4.2	3.7	7.8	1.7	2.0	5.3	2.7

Continued

PROJECT #91348  
 Table 11-1  
 Q. B KNOWLEDGE OF COUNTY PARKS SERVICES

OAKLAND COUNTY PARKS STUDY  
 PREPARED FOR  
 ODB NEEDHAM WORLDWIDE &  
 OAKLAND COUNTY PARKS AND RECREATION COMMISSION

NORDHAUS RESEARCH, INC.  
 SEPTEMBER, 1991

	AGE				MARITAL STATUS		INCOME			COLLEGE EDUCATION			CHILDREN UNDER 18		
	TOTAL	18-30	31-44	45-59	60+	MARRIED	OTHER	<\$35K	<\$55K	\$55K+	NONE	SOME	DEGREE	YES	NO
FISHING	10 2.5	2 2.4	3 2.4	2 2.1	3 3.6	8 3.0	2 1.8	2 2.0	5 5.2	2 2.4	3 2.6	3 2.6	3 2.0	3 1.8	7 3.2
EMPLOYEES ARE NICE/ COURTEOUS/FRIENDLY	10 2.5	1 1.2	7 5.6	1 1.1	-	7 2.6	3 2.6	4 4.0	-	5 6.1	2 1.7	2 1.7	6 4.1	7 4.1	3 1.4
BASEBALL/SOFTBALL	9 2.3	2 2.4	3 2.4	1 1.1	3 3.6	6 2.2	3 2.6	2 2.0	2 2.1	2 2.4	4 3.5	2 1.7	3 2.0	3 1.8	5 2.3
BIKE TRAILS	6 1.5	-	2 1.6	3 3.2	1 1.2	4 1.5	2 1.8	-	1 1.0	2 2.4	2 1.7	1 .9	2 1.4	2 1.2	3 1.4
NEED TO BE KEPT CLEANER	6 1.5	2 2.4	4 3.2	-	-	6 2.2	-	2 2.0	3 3.1	-	2 1.7	3 2.6	1 .7	5 2.9	1 .5
LARGE PLAYGROUND AREA	6 1.5	3 3.7	2 1.6	1 1.1	-	4 1.5	1 .9	2 2.0	-	2 2.4	1 .9	2 1.7	2 1.4	4 2.4	1 .5
FAMILY ORIENTED	5 1.3	-	2 1.6	1 1.1	2 2.4	3 1.1	2 1.8	2 2.0	1 1.0	-	-	1 .9	2 1.4	2 1.2	3 1.4
FREE CONCERTS IN THE PARK	5 1.3	-	2 1.6	1 1.1	2 2.4	3 1.1	2 1.8	1 1.0	1 1.0	1 1.2	1 .9	2 1.7	2 1.4	1 .6	4 1.8
VOLLEYBALL	3 .8	1 1.2	2 1.6	-	-	1 .4	2 1.8	3 3.0	-	-	2 1.7	1 .9	-	1 .6	2 .9
NEED MORE SECURITY	3 .8	1 1.2	-	-	1 1.2	-	1 .9	1 1.0	-	-	1 .9	-	-	2 1.2	-
TENNIS COURTS	3 .8	-	1 .8	1 1.1	1 1.2	3 1.1	-	1 1.0	-	1 1.2	1 .9	-	2 1.4	1 .6	1 .5
LAKE IS DIRTY	3 .8	-	2 1.6	-	1 1.2	3 1.1	-	-	2 2.1	-	-	2 1.7	1 .7	2 1.2	1 .5
NEED MORE PLAYGROUND EQUIPMENT	3 .8	1 1.2	2 1.6	-	-	1 .4	2 1.8	2 2.0	1 1.0	-	1 .9	1 .9	1 .7	3 1.8	-

Continued

OAKLAND COUNTY PARKS STUDY  
 PREPARED FOR  
 DDB NEEDHAM WORLDWIDE &  
 OAKLAND COUNTY PARKS AND RECREATION COMMISSION

NORDHAUS RESEARCH, INC.  
 SEPTEMBER, 1991

	AGE					MARITAL STATUS		INCOME			COLLEGE EDUCATION			CHILDREN UNDER 18	
	TOTAL	18-30	31-44	45-59	60+	MARRIED	OTHER	<\$35K	\$35K- <\$55K	\$55K+	NONE	SOME	DEGREE	YES	NO
OVERCROWDED	2 .5	1 1.2	1 .8	-	-	2 .7	-	-	1 1.0	-	1 .9	-	1 .7	1 .6	1 .5
RESTROOMS NEED TO BE CLEANER	2 .5	2 2.4	-	-	-	1 .4	1 .9	-	2 2.1	-	-	1 .9	1 .7	-	2 .9
BASKETBALL	1 .3	-	-	1 1.1	-	1 .4	-	-	-	-	1 .9	-	-	-	1 .5
HORSE SHOES	1 .3	-	1 .8	-	-	1 .4	-	1 1.0	-	-	1 .9	-	-	1 .6	-
NOTHING/NONE	51 12.7	6 7.3	15 12.1	19 20.0	8 9.6	30 11.2	15 13.2	10 9.9	14 14.6	8 9.8	10 8.7	17 14.7	18 12.2	13 7.6	36 16.3
OTHER	36 9.0	3 3.7	21 16.9	7 7.4	5 6.0	26 9.7	10 8.8	9 8.9	12 12.5	9 11.0	8 7.0	12 10.3	16 10.8	20 11.8	16 7.2
DON'T KNOW	81 20.2	24 29.3	16 12.9	19 20.0	17 20.5	50 18.6	25 21.9	22 21.8	12 12.5	19 23.2	28 24.3	19 16.4	29 19.6	34 20.0	44 19.9
REFUSED/NO ANSWER	2 .5	-	-	1 1.1	1 1.2	1 .4	1 .9	-	1 1.0	-	1 .9	-	1 .7	-	2 .9

Q.8 WHAT CAN YOU TELL ME ABOUT THE FACILITIES, SERVICES AND ACTIVITIES OFFERED BY THE OAKLAND COUNTY PARKS AND RECREATION SYSTEM?

OAKLAND COUNTY PARKS STUDY  
 PREPARED FOR  
 DDB NEEDHAM WORLDWIDE &  
 OAKLAND COUNTY PARKS AND RECREATION COMMISSION

NORDHAUS RESEARCH, INC.  
 SEPTEMBER, 1991

	AGE				MARITAL STATUS		INCOME			COLLEGE EDUCATION			CHILDREN UNDER 18		
	TOTAL	18-30	31-44	45-59	60+	MARRIED	OTHER	<\$35K	\$35K- <\$55K	\$55K+	NONE	SOME	DEGREE	YES	NO
OVERCROWDED	2 .5	1 1.2	1 .8	-	-	2 .7	-	-	1 1.0	-	1 .9	-	1 .7	1 .6	1 .5
RESTROOMS NEED TO BE CLEANER	2 .5	2 2.4	-	-	-	1 .4	1 .9	-	2 2.1	-	-	1 .9	1 .7	-	2 .9
BASKETBALL	1 .3	-	-	1 1.1	-	1 .4	-	-	-	-	1 .9	-	-	-	1 .5
HORSE SHOES	1 .3	-	1 .8	-	-	1 .4	-	1 1.0	-	-	1 .9	-	-	1 .6	-
NOTHING/NONE	51 12.7	6 7.3	15 12.1	19 20.0	8 9.6	30 11.2	15 13.2	10 9.9	14 14.6	8 9.8	10 8.7	17 14.7	18 12.2	13 7.6	36 16.3
OTHER	36 9.0	3 3.7	21 16.9	7 7.4	5 6.0	26 9.7	10 8.8	9 8.9	12 12.5	9 11.0	8 7.0	12 10.3	16 10.8	20 11.8	16 7.2
DON'T KNOW	81 20.2	24 29.3	16 12.9	19 20.0	17 20.5	50 18.6	25 21.9	22 21.8	12 12.5	19 23.2	28 24.3	19 16.4	29 19.6	34 20.0	44 19.9
REFUSED/NO ANSWER	2 .5	-	-	1 1.1	1 1.2	1 .4	1 .9	-	1 1.0	-	1 .9	-	1 .7	-	2 .9

Q. 8 WHAT CAN YOU TELL ME ABOUT THE FACILITIES, SERVICES AND ACTIVITIES OFFERED BY THE OAKLAND COUNTY PARKS AND RECREATION SYSTEM?



OAKLAND COUNTY PARKS STUDY  
 PREPARED FOR  
 DDB NEEDHAM WORLDWIDE &  
 OAKLAND COUNTY PARKS AND RECREATION COMMISSION

NORDHAUS RESEARCH, INC.  
 SEPTEMBER, 1991

	AGE				MARITAL STATUS		INCOME			COLLEGE EDUCATION			CHILDREN UNDER 18		
	TOTAL	18-30	31-44	45-59	60+	MARRIED	OTHER	<\$35K	\$35K- <\$55K	\$55K+	NONE	SOME	DEGREE	YES	NO
TOTAL	400 100.0%	82 100.0%	124 100.0%	95 100.0%	83 100.0%	269 100.0%	114 100.0%	101 100.0%	96 100.0%	82 100.0%	115 100.0%	116 100.0%	148 100.0%	170 100.0%	221 100.0%
VERY SATISFIED (4)	186 46.5	39 47.6	58 46.8	39 41.1	43 51.8	128 47.6	53 46.5	50 49.5	45 46.9	39 47.6	47 40.9	58 50.0	73 49.3	81 47.6	101 45.7
SOMEWHAT SATISFIED (3)	128 32.0	39 47.6	41 33.1	26 27.4	20 24.1	81 30.1	42 36.8	34 33.7	33 34.4	26 31.7	40 34.8	38 32.8	45 30.4	62 36.5	64 29.0
SOMEWHAT DISSATISFIED (2)	6 1.5	1 1.2	4 3.2	1 1.1	-	3 1.1	3 2.6	3 3.0	1 1.0	-	4 3.5	-	1 .7	4 2.4	2 .9
VERY DISSATISFIED (1)	4 1.0	-	3 2.4	1 1.1	-	4 1.5	-	-	-	3 3.7	-	1 .9	3 2.0	3 1.8	1 .5
DON'T KNOW	75 18.8	3 3.7	18 14.5	28 29.5	20 24.1	53 19.7	16 14.0	14 13.9	17 17.7	14 17.1	24 20.9	19 16.4	26 17.6	20 11.8	53 24.0
REFUSED/NO ANSWER	1 .3	-	-	-	-	-	-	-	-	-	-	-	-	-	-
MEAN	3.53	3.48	3.45	3.54	3.68	3.54	3.51	3.54	3.56	3.49	3.47	3.58	3.54	3.47	3.58
STANDARD DEVIATION	.60	.52	.70	.61	.47	.62	.56	.56	.52	.72	.58	.55	.64	.65	.55

Q.9 HOW SATISFIED ARE YOU WITH THE RECREATIONAL OPPORTUNITIES AND FACILITIES PROVIDED TO YOU OR THE MEMBERS OF YOUR HOUSEHOLD BY THE OAKLAND COUNTY PARKS AND RECREATION SYSTEM?

OAKLAND COUNTY PARKS STUDY  
 PREPARED FOR  
 DDB NEEDHAM WORLDWIDE &  
 OAKLAND COUNTY PARKS AND RECREATION COMMISSION

NORDHAUS RESEARCH, INC.  
 SEPTEMBER, 1991

	AGE				MARITAL STATUS		INCOME			COLLEGE EDUCATION			CHILDREN UNDER 18		
	TOTAL	18-30	31-44	45-59	60+	MARRIED	OTHER	<\$35K	\$35K- <\$55K	\$55K+	NONE	SOME DEGREE	YES	NO	
TOTAL	10 100.0%	1 100.0%	7 100.0%	2 100.0%	-	7 100.0%	3 100.0%	3 100.0%	1 100.0%	3 100.0%	4 100.0%	1 100.0%	4 100.0%	7 100.0%	3 100.0%
OVERCROWDED	3 30.0	1 100.0	1 14.3	1 50.0	-	2 28.6	1 33.3	1 33.3	-	-	2 50.0	-	-	1 14.3	2 66.7
NOT CLEAN/KEPT UP	1 10.0	1 100.0	-	-	-	1 14.3	-	-	-	-	1 25.0	-	-	-	1 33.3
INCONVENIENTLY LOCATED	1 10.0	-	1 14.3	-	-	1 14.3	-	1 33.3	-	-	1 25.0	-	-	1 14.3	-
NOT ENOUGH PLAYGROUND EQUIPMENT	1 10.0	-	1 14.3	-	-	-	1 33.3	1 33.3	-	-	1 25.0	-	-	1 14.3	-
NEED TO BUILD MORE FACILITIES	1 10.0	-	1 14.3	-	-	1 14.3	-	-	1 100.0	-	-	-	1 25.0	1 14.3	-
NOT ENOUGH ACTIVITIES FOR CHILDREN	1 10.0	-	1 14.3	-	-	-	1 33.3	1 33.3	-	-	1 25.0	-	-	1 14.3	-
OTHER	4 40.0	-	3 42.9	1 50.0	-	4 57.1	-	-	-	3 100.0	-	1 100.0	3 75.0	3 42.9	1 33.3

0.9A WHY ARE YOU SOMEWHAT/VERY DISSATISFIED?

OAKLAND COUNTY PARKS STUDY  
 PREPARED FOR  
 DDB NEEDHAM WORLDWIDE &  
 OAKLAND COUNTY PARKS AND RECREATION COMMISSION

NORDHAUS RESEARCH, INC.  
 SEPTEMBER, 1991

	AGE					MARITAL STATUS		INCOME			COLLEGE EDUCATION			CHILDREN UNDER 18	
	TOTAL	18-30	31-44	45-59	60+	MARRIED	OTHER	<\$35K	\$35K- <\$55K	\$55K+	NONE	SOME DEGREE	YES	NO	
TOTAL	400	82	124	95	83	269	114	101	96	82	119	116	148	170	221
	100.0%	100.0%	100.0%	100.0%	100.0%	100.0%	100.0%	100.0%	100.0%	100.0%	100.0%	100.0%	100.0%	100.0%	100.0%
MORE APPEALING	122	31	44	26	20	94	27	37	35	24	39	38	42	63	58
	30.5	37.8	35.5	27.4	24.1	34.9	23.7	36.6	36.5	29.3	33.9	32.8	28.4	37.1	26.2
LESS APPEALING	36	11	12	6	7	21	12	15	7	7	10	16	7	18	18
	9.0	13.4	9.7	6.3	8.4	7.8	10.5	14.9	7.3	8.5	8.7	13.8	4.7	10.6	8.1
DON'T KNOW	241	40	67	63	56	153	75	49	54	50	66	62	98	88	145
	60.3	48.8	54.0	66.3	67.5	56.9	65.8	48.5	56.3	61.0	57.4	53.4	66.2	51.8	65.6
REFUSED/NO ANSWER	1	-	1	-	-	1	-	-	-	1	-	-	1	1	-
	.3		.8			.4				1.2			.7	.6	

Q. 10 HOW DO OAKLAND COUNTY PARKS COMPARE TO OTHER STATE, METRO, OR COUNTY PARKS THAT YOU HAVE VISITED? WOULD YOU SAY THAT OAKLAND COUNTY PARKS ARE GENERALLY MORE APPEALING OR LESS APPEALING THAN OTHER PARKS?

OAKLAND COUNTY PARKS STUDY  
 PREPARED FOR  
 DDB NEEDHAM WORLDWIDE &  
 OAKLAND COUNTY PARKS AND RECREATION COMMISSION

NORDHAUS RESEARCH, INC.  
 SEPTEMBER, 1991

	AGE					MARITAL STATUS		INCOME			COLLEGE EDUCATION			CHILDREN UNDER 18	
	TOTAL	18-30	31-44	45-59	60+	MARRIED	OTHER	<\$35K	\$35K- <\$55K	\$55K+	NONE	SOME	DEGREE	YES	NO
TOTAL	122	31	44	26	20	94	27	37	35	24	39	38	42	63	58
	100.0%	100.0%	100.0%	100.0%	100.0%	100.0%	100.0%	100.0%	100.0%	100.0%	100.0%	100.0%	100.0%	100.0%	100.0%
CLEAN/WELL MAINTAINED/KEPT UP	72	19	28	12	12	53	18	24	17	12	22	24	24	35	37
	59.0	61.3	63.6	46.2	60.0	56.4	66.7	64.9	48.6	50.0	56.4	63.2	57.1	55.6	63.8
CONVENIENT LOCATION/ CLOSE TO HOME	17	1	7	6	3	12	5	5	5	4	6	4	7	9	7
	13.9	3.2	15.9	23.1	15.0	12.8	18.5	13.5	14.3	16.7	15.4	10.5	16.7	14.3	12.1
OFFER MORE ACTIVITIES	14	4	4	4	2	12	2	2	5	6	3	7	4	8	6
	11.5	12.9	9.1	15.4	10.0	12.8	7.4	5.4	14.3	25.0	7.7	18.4	9.5	12.7	10.3
NICE/FINE/GOOD	13	1	5	5	2	11	2	2	5	4	4	1	8	6	7
	10.7	3.2	11.4	19.2	10.0	11.7	7.4	5.4	14.3	16.7	10.3	2.6	19.0	9.5	12.1
NOT AS CROWDED	6	1	3	1	1	3	3	1	3	-	3	2	1	4	2
	4.9	3.2	6.8	3.8	5.0	3.2	11.1	2.7	8.6	-	7.7	5.3	2.4	6.3	3.4
MORE SECURITY/SAFER	6	3	2	1	-	3	3	2	1	1	1	1	4	5	1
	4.9	9.7	4.5	3.8	-	3.2	11.1	5.4	2.9	4.2	2.6	2.6	9.5	7.9	1.7
THEY'RE BIGGER	5	3	-	1	1	4	1	1	3	1	1	3	1	2	3
	4.1	9.7	-	3.8	5.0	4.3	3.7	2.7	8.6	4.2	2.6	7.9	2.4	3.2	5.2
RESTROOMS ARE CLEANER	5	2	1	-	1	3	1	2	1	1	2	2	-	3	2
	4.1	6.5	2.3	-	5.0	3.2	3.7	5.4	2.9	4.2	5.1	5.3	-	4.8	3.4
PLEASANT/QUIET ENVIRONMENT	4	1	1	1	1	3	1	3	1	-	3	1	-	3	1
	3.3	3.2	2.3	3.8	5.0	3.2	3.7	8.1	2.9	-	7.7	2.6	-	4.8	1.7
THEY'RE SMALLER	3	1	-	-	2	2	1	2	1	-	2	-	1	-	3
	2.5	3.2	-	-	10.0	2.1	3.7	5.4	2.9	-	5.1	-	2.4	-	5.2
EMPLOYEES ARE NICE/ COURTEOUS/FRIENDLY	3	-	3	-	-	3	-	1	-	1	-	2	1	1	2
	2.5	-	6.8	-	-	3.2	-	2.7	-	4.2	-	5.3	2.4	1.6	3.4
WATER IS CLEAN	3	-	2	-	1	3	-	-	1	1	-	1	2	2	1
	2.5	-	4.5	-	5.0	3.2	-	-	2.9	4.2	-	2.6	4.8	3.2	1.7

Continued

OAKLAND COUNTY PARKS STUDY  
 PREPARED FOR  
 DDB NEEDHAM WORLDWIDE &  
 OAKLAND COUNTY PARKS AND RECREATION COMMISSION

NORDHAUS RESEARCH, INC.  
 SEPTEMBER, 1991

	AGE				MARITAL STATUS		INCOME			COLLEGE EDUCATION			CHILDREN UNDER 18		
	TOTAL	18-30	31-44	45-59	60+	MARRIED	OTHER	<\$35K	\$35K- <\$55K	\$55K+	NONE	SOME	DEGREE	YES	NO
GOOD BOATING FACILITIES	2 1.6	-	1 2.3	-	1 5.0	1 1.1	1 3.7	1 2.7	-	1 4.2	1 2.6	1 2.6	-	-	2 3.4
GOOD PICNIC FACILITIES	2 1.6	-	-	1 3.8	1 5.0	2 2.1	-	1 2.7	-	-	1 2.6	1 2.6	-	-	2 3.4
REASONABLE PRICE TO GET IN	1 .8	-	-	-	1 5.0	-	1 3.7	1 2.7	-	-	1 2.6	-	-	1 1.6	-
GOOD NATURE TRAILS/ WOODED AREAS	1 .8	1 3.2	-	-	-	1 1.1	-	-	1 2.9	-	-	1 2.6	-	1 1.6	-
NO PARTICULAR REASON	1 .8	1 3.2	-	-	-	-	1 3.7	-	-	1 4.2	1 2.6	-	-	-	1 1.7
OTHER	15 12.3	3 9.7	4 9.1	5 19.2	3 15.0	15 16.0	-	6 16.2	4 11.4	2 8.3	5 12.8	5 13.2	4 9.5	9 14.3	6 10.3
DON'T KNOW	3 2.5	2 6.5	1 2.3	-	-	2 2.1	1 3.7	-	2 5.7	-	1 2.6	-	2 4.8	2 3.2	1 1.7
REFUSED/NO ANSWER	1 .8	-	-	1 3.8	-	1 1.1	-	-	-	1 4.2	-	-	1 2.4	1 1.6	-

Q. 10A WHY DO YOU SAY THEY ARE MORE APPEALING?

OAKLAND COUNTY PARKS STUDY  
 PREPARED FOR  
 DDB NEEDHAM WORLDWIDE &  
 OAKLAND COUNTY PARKS AND RECREATION COMMISSION

NORDHAUS RESEARCH, INC.  
 SEPTEMBER, 1991

	AGE					MARITAL STATUS		INCOME			COLLEGE EDUCATION			CHILDREN UNDER 18	
	TOTAL	18-30	31-44	45-59	60+	MARRIED	OTHER	<\$35K	\$35K- <\$55K	\$55K+	NONE	SOME	DEGREE	YES	NO
TOTAL	36	11	12	6	7	21	12	15	7	7	10	16	7	18	18
	100.0%	100.0%	100.0%	100.0%	100.0%	100.0%	100.0%	100.0%	100.0%	100.0%	100.0%	100.0%	100.0%	100.0%	100.0%
NOT CLEAN/KEPT UP	10	5	4	1	-	6	3	6	1	1	4	5	-	8	2
	27.8	45.5	33.3	16.7	-	28.6	25.0	40.0	14.3	14.3	40.0	31.3	-	44.4	11.1
NOT LARGE ENOUGH	4	3	1	-	-	2	2	2	1	1	-	3	1	2	2
	11.1	27.3	8.3	-	-	9.5	16.7	13.3	14.3	14.3	-	18.8	14.3	11.1	11.1
OVERCROWDED	4	1	1	1	1	2	2	3	1	-	4	-	-	2	2
	11.1	9.1	8.3	16.7	14.3	9.5	16.7	20.0	14.3	-	40.0	-	-	11.1	11.1
NOT ENOUGH RECREATIONAL FACILITIES	4	1	1	1	1	3	-	-	1	1	-	2	1	3	1
	11.1	9.1	8.3	16.7	14.3	14.3	-	-	14.3	14.3	-	12.5	14.3	16.7	5.6
RESTROOMS NOT CLEAN/KEPT UP	3	1	-	-	2	2	-	3	-	-	1	1	-	1	2
	8.3	9.1	-	-	28.6	9.5	-	20.0	-	-	10.0	6.3	-	5.6	11.1
TOO MUCH DRUGS/ALCOHOL	3	-	1	2	-	1	2	-	-	2	-	1	1	1	2
	8.3	-	8.3	33.3	-	4.8	16.7	-	-	28.6	-	6.3	14.3	5.6	11.1
NOT LOCATED NEAR WATER	3	-	2	-	1	3	-	-	2	-	-	2	1	2	1
	8.3	-	16.7	-	14.3	14.3	-	-	28.6	-	-	12.5	14.3	11.1	5.6
NOT ENOUGH SECURITY	2	-	1	-	1	2	-	1	-	1	2	-	-	1	1
	5.6	-	8.3	-	14.3	9.5	-	6.7	-	14.3	20.0	-	-	5.6	5.6
PREFER STATE PARKS	1	-	1	-	-	-	1	-	-	1	-	-	1	-	1
	2.8	-	8.3	-	-	-	8.3	-	-	14.3	-	-	14.3	-	5.6
INCONVENIENTLY LOCATED	1	-	-	-	1	1	-	-	-	-	-	1	-	-	1
	2.8	-	-	-	14.3	4.8	-	-	-	-	-	6.3	-	-	5.6
HAVE TO PAY TO GET IN	1	-	-	-	1	1	-	-	-	-	-	1	-	-	1
	2.8	-	-	-	14.3	4.8	-	-	-	-	-	6.3	-	-	5.6

Continued

OAKLAND COUNTY PARKS STUDY  
 PREPARED FOR  
 DDB NEEDHAM WORLDWIDE &  
 OAKLAND COUNTY PARKS AND RECREATION COMMISSION

NORDHAUS RESEARCH, INC.  
 SEPTEMBER, 1991

	AGE				MARITAL STATUS		INCOME			COLLEGE EDUCATION			CHILDREN UNDER 18		
	TOTAL	18-30	31-44	45-59	60+	MARRIED	OTHER	<\$35K	\$35K- <\$55K	\$55K+	NONE	SOME	DEGREE	YES	NO
NO CAMPING FACILITIES	1 2.8	-	-	1 16.7	-	1 4.8	-	1 6.7	-	-	1 10.0	-	-	-	1 5.6
NOT ENOUGH NATURE TRAILS	1 2.8	-	-	1 16.7	-	-	-	1 6.7	-	-	-	1 6.3	-	-	1 5.6
OTHER	6 16.7	2 18.2	2 16.7	-	2 28.6	3 14.3	3 25.0	2 13.3	2 28.6	1 14.3	1 10.0	3 18.8	2 28.6	2 11.1	4 22.2

Q. 10A WHY DO YOU SAY THEY ARE LESS APPEALING?

OAKLAND COUNTY PARKS STUDY  
 PREPARED FOR  
 DDB NEEDHAM WORLDWIDE &  
 OAKLAND COUNTY PARKS AND RECREATION COMMISSION

NORDHAUS RESEARCH, INC.  
 SEPTEMBER, 1991

	AGE					MARITAL STATUS		INCOME			COLLEGE EDUCATION			CHILDREN UNDER 18	
	TOTAL	18-30	31-44	45-59	60+	MARRIED	OTHER	<\$35K	\$35K- <\$55K	\$55K+	NONE	SOME	DEGREE	YES	NO
TOTAL	400	82	124	95	83	269	114	101	96	82	115	116	148	170	221
	100.0%	100.0%	100.0%	100.0%	100.0%	100.0%	100.0%	100.0%	100.0%	100.0%	100.0%	100.0%	100.0%	100.0%	100.0%
COMPLETELY DISAGREE (1)	1	-	-	1	-	1	-	-	-	-	1	-	-	-	1
	.3			1.1		.4					.9				.5
2	3	1	-	1	1	2	1	-	1	-	1	2	-	1	2
	.8	1.2		1.1	1.2	.7	.9		1.0		.9	1.7		.6	.9
3	25	7	7	6	5	14	9	6	2	7	4	6	12	12	13
	6.3	8.5	5.6	6.3	6.0	5.2	7.9	5.9	2.1	8.5	3.5	5.2	8.1	7.1	5.9
4	60	20	19	10	9	38	21	14	14	11	18	19	20	26	32
	15.0	24.4	15.3	10.5	10.8	14.1	18.4	13.9	14.6	13.4	15.7	16.4	13.5	15.3	14.5
COMPLETELY AGREE (5)	302	53	97	72	67	206	82	80	76	64	89	87	112	128	167
	75.5	64.6	78.2	75.8	80.7	76.6	71.9	79.2	79.2	78.0	77.4	75.0	75.7	75.3	75.6
DON'T KNOW	9	1	1	5	1	8	1	1	3	-	2	2	4	3	6
	2.3	1.2	.8	5.3	1.2	3.0	.9	1.0	3.1		1.7	1.7	2.7	1.8	2.7
REFUSED/NO ANSWER	-	-	-	-	-	-	-	-	-	-	-	-	-	-	-
MEAN	4.69	4.54	4.73	4.68	4.73	4.71	4.63	4.74	4.77	4.70	4.71	4.68	4.69	4.68	4.68
STANDARD DEVIATION	.65	.70	.56	.74	.63	.64	.67	.56	.53	.62	.66	.66	.62	.63	.67

Q. 11A USING A SCALE OF 1-5, HOW MUCH DO YOU AGREE WITH EACH OF THE FOLLOWING STATEMENTS. A "1" MEANS THAT YOU COMPLETELY DISAGREE, AND A "5" MEANS THAT YOU COMPLETELY AGREE WITH THE STATEMENT: OAKLAND COUNTY PARKS ARE A VALUABLE ASSET TO THE COMMUNITY.



OAKLAND COUNTY PARKS STUDY  
 PREPARED FOR  
 DDB NEEDHAM WORLDWIDE &  
 OAKLAND COUNTY PARKS AND RECREATION COMMISSION

NORDHAUS RESEARCH, INC.  
 SEPTEMBER, 1991

	AGE					MARITAL STATUS		INCOME			COLLEGE EDUCATION			CHILDREN UNDER 18	
	TOTAL	18-30	31-44	45-59	60+	MARRIED	OTHER	<\$35K	\$35K- <\$55K	\$55K+	NONE	SOME	DEGREE	YES	NO
TOTAL	400 100.0%	82 100.0%	124 100.0%	95 100.0%	83 100.0%	269 100.0%	114 100.0%	101 100.0%	96 100.0%	82 100.0%	115 100.0%	116 100.0%	148 100.0%	170 100.0%	221 100.0%
COMPLETELY DISAGREE (1)	2 .5	-	1 .8	1 1.1	-	1 .4	1 .9	1 1.0	-	-	2 1.7	-	-	1 .6	1 .5
2	9 2.3	2 2.4	2 1.6	4 4.2	1 1.2	7 2.6	2 1.8	4 4.0	1 1.0	1 1.2	3 2.6	3 2.6	1 .7	5 2.9	4 1.8
3	37 9.3	11 13.4	10 8.1	8 8.4	8 9.6	23 8.6	12 10.5	9 8.9	9 9.4	9 11.0	14 12.2	9 7.8	12 8.1	15 8.8	22 10.0
4	72 18.0	24 29.3	25 20.2	14 14.7	6 7.2	44 16.4	27 23.7	15 14.9	17 17.7	18 22.0	14 12.2	21 18.1	34 23.0	31 18.2	39 17.6
COMPLETELY AGREE (5)	265 66.3	43 52.4	84 67.7	61 64.2	65 78.3	182 67.7	70 61.4	70 69.3	64 66.7	53 64.6	77 67.0	80 69.0	96 64.9	114 67.1	144 65.2
DON'T KNOW	15 3.8	2 2.4	2 1.6	7 7.4	3 3.6	12 4.5	2 1.8	2 2.0	5 5.2	1 1.2	5 4.3	3 2.6	5 3.4	4 2.4	11 5.0
REFUSED/NO ANSWER	-	-	-	-	-	-	-	-	-	-	-	-	-	-	-
MEAN	4.53	4.35	4.55	4.48	4.69	4.55	4.46	4.51	4.58	4.52	4.46	4.58	4.57	4.52	4.53
STANDARD DEVIATION	.80	.81	.78	.92	.70	.80	.82	.89	.71	.74	.94	.75	.67	.83	.79

Q. 118 USING A SCALE OF 1-5, HOW MUCH DO YOU AGREE WITH EACH OF THE FOLLOWING STATEMENTS. A "1" MEANS THAT YOU COMPLETELY DISAGREE, AND A "5" MEANS THAT YOU COMPLETELY AGREE WITH THE STATEMENT: OAKLAND COUNTY PARKS MAKE AN IMPORTANT CONTRIBUTION TO THE QUALITY OF LIFE IN OAKLAND COUNTY.

OAKLAND COUNTY PARKS STUDY  
 PREPARED FOR  
 DDB NEEDHAM WORLDWIDE &  
 OAKLAND COUNTY PARKS AND RECREATION COMMISSION

NORDHAUS RESEARCH, INC.  
 SEPTEMBER, 1991

	AGE				MARITAL STATUS		INCOME			COLLEGE EDUCATION			CHILDREN UNDER 18		
	TOTAL	18-30	31-44	45-59	60+	MARRIED	OTHER	<\$35K	\$35K- <\$55K	\$55K+	NONE	SOME	DEGREE	YES	NO
TOTAL	400	82	124	95	83	269	114	101	96	82	115	116	148	170	221
	100.0%	100.0%	100.0%	100.0%	100.0%	100.0%	100.0%	100.0%	100.0%	100.0%	100.0%	100.0%	100.0%	100.0%	100.0%
YES	349	74	114	81	70	234	103	95	87	71	101	109	124	155	189
	87.2	90.2	91.9	85.3	84.3	87.0	90.4	94.1	90.6	86.6	87.8	94.0	83.8	91.2	85.5
NO	32	6	8	7	9	21	9	5	6	7	10	7	12	9	20
	8.0	7.3	6.5	7.4	10.8	7.8	7.9	5.0	6.3	8.5	8.7	6.0	8.1	5.3	9.0
DON'T KNOW	19	2	2	7	4	14	2	1	3	4	4	-	12	6	12
	4.8	2.4	1.6	7.4	4.8	5.2	1.8	1.0	3.1	4.9	3.5		8.1	3.5	5.4
REFUSED/NO ANSWER	-	-	-	-	-	-	-	-	-	-	-	-	-	-	-

Q. 12 IN YOUR OPINION, SHOULD PARKS AND RECREATION SYSTEMS BE CONCERNED WITH PROVIDING OUTDOOR ENVIRONMENTAL EDUCATIONAL EXPERIENCES SUCH AS OVERNIGHT CAMPS THAT EDUCATE YOUNGSTERS ABOUT THE ENVIRONMENT?

OAKLAND COUNTY PARKS STUDY  
 PREPARED FOR  
 DDB NEEDHAM WORLDWIDE &  
 OAKLAND COUNTY PARKS AND RECREATION COMMISSION

NORDHAUS RESEARCH, INC.  
 SEPTEMBER, 1991

	AGE				MARITAL STATUS		INCOME			COLLEGE EDUCATION			CHILDREN UNDER 18		
	TOTAL	18-30	31-44	45-59	60+	MARRIED	OTHER	<\$35K	\$35K- <\$55K	\$55K+	NONE	SOME	DEGREE	YES	NO
TOTAL	32	6	8	7	9	21	9	5	6	7	10	7	12	9	20
	100.0%	100.0%	100.0%	100.0%	100.0%	100.0%	100.0%	100.0%	100.0%	100.0%	100.0%	100.0%	100.0%	100.0%	100.0%
NOT RESPONSIBILITY OF PARKS SYSTEM	14	4	3	3	4	11	3	2	2	4	4	4	5	3	10
	43.8	66.7	37.5	42.9	44.4	52.4	33.3	40.0	33.3	57.1	40.0	57.1	41.7	33.3	50.0
IT'S PARENTS RESPONSIBILITY	4	2	-	-	2	2	2	-	1	1	2	-	2	2	2
	12.5	33.3			22.2	9.5	22.2		16.7	14.3	20.0		16.7	22.2	10.0
NOT ENOUGH PEOPLE INTERESTED	3	-	1	1	1	1	2	1	-	1	1	1	1	1	2
	9.4		12.5	14.3	11.1	4.8	22.2	20.0		14.3	10.0	14.3	8.3	11.1	10.0
WOULD HAVE TO RAISE TAXES TO PAY FOR THIS	3	-	1	-	1	1	1	1	-	-	-	1	1	1	1
	9.4		12.5		11.1	4.8	11.1	20.0				14.3	8.3	11.1	5.0
ENVIRONMENTALISTS ARE BIASED/EXTREME/ISSUES OVERSTATED	2	-	1	-	1	2	-	-	-	-	-	1	1	-	2
	6.3		12.5		11.1	9.5						14.3	8.3		10.0
WOULD BE TOO COSTLY	2	-	-	2	-	1	1	-	1	1	1	-	1	-	2
	6.3			28.6		4.8	11.1		16.7	14.3	10.0		8.3		10.0
IT'S SCHOOL SYSTEMS RESPONSIBILITY	1	-	1	-	-	1	-	1	-	-	-	1	-	1	-
	3.1		12.5			4.8		20.0				14.3		11.1	
OTHER	3	-	1	-	1	2	-	1	-	1	1	-	1	1	1
	9.4		12.5		11.1	9.5		20.0		14.3	10.0		8.3	11.1	5.0
DON'T KNOW	2	1	-	1	-	1	1	-	2	-	1	-	1	1	1
	6.3	16.7		14.3		4.8	11.1		33.3		10.0		8.3	11.1	5.0

Q. 12A WHY DO YOU FEEL THAT PARKS SYSTEM SHOULD NOT BE CONCERNED WITH PROVIDING ENVIRONMENTAL EDUCATIONAL EXPERIENCES SUCH AS OVERNIGHT CAMPS THAT EDUCATE YOUNGSTERS ABOUT THE ENVIRONMENT?

OAKLAND COUNTY PARKS STUDY  
 PREPARED FOR  
 DDB NEEDHAM WORLDWIDE &  
 OAKLAND COUNTY PARKS AND RECREATION COMMISSION

NORDHAUS RESEARCH, INC.  
 SEPTEMBER, 1991

	AGE				MARITAL STATUS		INCOME			COLLEGE EDUCATION			CHILDREN UNDER 18		
	TOTAL	18-30	31-44	45-59	60+	MARRIED	OTHER	<\$35K	\$35K- <\$55K	\$55K+	NONE	SOME	DEGREE	YES	NO
TOTAL	381	80	122	88	79	255	112	100	93	78	111	116	136	164	209
	100.0%	100.0%	100.0%	100.0%	100.0%	100.0%	100.0%	100.0%	100.0%	100.0%	100.0%	100.0%	100.0%	100.0%	100.0%
YES	193	58	85	32	15	137	53	57	54	42	51	74	65	121	71
	50.7	72.5	69.7	36.4	19.0	53.7	47.3	57.0	58.1	53.8	45.9	63.8	47.8	73.8	34.0
NO	169	21	30	50	61	108	53	41	34	33	54	39	65	35	128
	44.4	26.3	24.6	56.8	77.2	42.4	47.3	41.0	36.6	42.3	48.6	33.6	47.8	21.3	61.2
DON'T KNOW	19	1	7	6	3	10	6	2	5	3	6	3	6	8	10
	5.0	1.3	5.7	6.8	3.8	3.9	5.4	2.0	5.4	3.8	5.4	2.6	4.4	4.9	4.8
REFUSED/NO ANSWER	-	-	-	-	-	-	-	-	-	-	-	-	-	-	-

Q. 12B WOULD YOU OR ANY MEMBERS OF YOUR HOUSEHOLD BE LIKELY TO TAKE ADVANTAGE OF OUTDOOR ENVIRONMENTAL EDUCATIONAL EXPERIENCES SUCH AS OVERNIGHT CAMPS THAT EDUCATE YOUNGSTERS ABOUT THE ENVIRONMENT IF THEY WERE OFFERED BY REGIONAL PARKS SYSTEMS?

OAKLAND COUNTY PARKS STUDY  
 PREPARED FOR  
 DDB NEEDHAM WORLDWIDE &  
 OAKLAND COUNTY PARKS AND RECREATION COMMISSION

NORDHAUS RESEARCH, INC.  
 SEPTEMBER, 1991

	AGE				MARITAL STATUS		INCOME			COLLEGE EDUCATION			CHILDREN UNDER 18		
	TOTAL	18-30	31-44	45-59	60+	MARRIED	OTHER	<\$35K	<\$55K	\$55K+	NONE	SOME	DEGREE	YES	NO
TOTAL	400	82	124	95	83	269	114	101	96	82	115	116	148	170	221
	100.0%	100.0%	100.0%	100.0%	100.0%	100.0%	100.0%	100.0%	100.0%	100.0%	100.0%	100.0%	100.0%	100.0%	100.0%
YES	384	81	122	90	75	257	110	97	92	81	109	112	142	166	209
	96.0	98.8	98.4	94.7	90.4	95.5	96.5	96.0	95.8	98.8	94.8	96.6	95.9	97.6	94.6
NO	7	-	2	1	4	6	1	3	2	-	4	1	2	2	5
	1.8	-	1.6	1.1	4.8	2.2	.9	3.0	2.1	-	3.5	.9	1.4	1.2	2.3
DON'T KNOW	9	1	-	4	4	6	3	1	2	1	2	3	4	2	7
	2.3	1.2	-	4.2	4.8	2.2	2.6	1.0	2.1	1.2	1.7	2.6	2.7	1.2	3.2
REFUSED/NO ANSWER	-	-	-	-	-	-	-	-	-	-	-	-	-	-	-

Q. 13 IN YOUR OPINION, SHOULD OAKLAND COUNTY PARKS AND RECREATION PROVIDE SPECIAL RECREATIONAL FACILITIES FOR THE PHYSICALLY IMPAIRED?

OAKLAND COUNTY PARKS STUDY  
 PREPARED FOR  
 DDB NEEDHAM WORLDWIDE &  
 OAKLAND COUNTY PARKS AND RECREATION COMMISSION

NORDHAUS RESEARCH, INC.  
 SEPTEMBER, 1991

	AGE				MARITAL STATUS		INCOME			COLLEGE EDUCATION			CHILDREN UNDER 18		
	TOTAL	18-30	31-44	45-59	60+	MARRIED	OTHER	<\$35K	\$35K- <\$55K	\$55K+	NONE	SOME	DEGREE	YES	NO
TOTAL	7	-	2	1	4	6	1	3	2	-	4	1	2	2	5
	100.0%		100.0%	100.0%	100.0%	100.0%	100.0%	100.0%	100.0%		100.0%	100.0%	100.0%	100.0%	100.0%
WOULD HAVE TO RAISE TAXES TO PAY FOR THIS	2	-	1	-	1	2	-	1	-	-	1	-	1	1	1
	28.6		50.0		25.0	33.3		33.3			25.0		50.0	50.0	20.0
SHOULD USE EXISTING FACILITIES	2	-	1	1	-	2	-	-	2	-	1	-	1	1	1
	28.6		50.0	100.0		33.3			100.0		25.0		50.0	50.0	20.0
WOULD NOT BE USED ENOUGH	1	-	-	-	1	-	1	1	-	-	-	1	-	-	1
	14.3				25.0		100.0	33.3				100.0			20.0
CHANCE OF ACCIDENTS	1	-	-	-	1	1	-	-	-	-	1	-	-	-	1
	14.3				25.0	16.7					25.0				20.0
OTHER	1	-	-	-	1	1	-	1	-	-	1	-	-	-	1
	14.3				25.0	16.7		33.3			25.0				20.0

Q. 13A WHY SHOULDN'T THE PARKS SYSTEM PROVIDE SPECIAL RECREATIONAL FACILITIES FOR THE PHYSICALLY IMPAIRED?

OAKLAND COUNTY PARKS STUDY  
 PREPARED FOR  
 DDB NEEDHAM WORLDWIDE &  
 OAKLAND COUNTY PARKS AND RECREATION COMMISSION

NORDHAUS RESEARCH, INC.  
 SEPTEMBER, 1991

	AGE				MARITAL STATUS		INCOME			COLLEGE EDUCATION			CHILDREN UNDER 18		
	TOTAL	18-30	31-44	45-59	60+	MARRIED	OTHER	<\$35K	\$35K- <\$55K	\$55K+	NONE	SOME	DEGREE	YES	NO
TOTAL	400	82	124	95	83	269	114	101	96	82	115	116	148	170	221
	100.0%	100.0%	100.0%	100.0%	100.0%	100.0%	100.0%	100.0%	100.0%	100.0%	100.0%	100.0%	100.0%	100.0%	100.0%
YES	376	79	120	92	69	252	107	92	92	79	102	113	140	163	204
	94.0	96.3	96.8	96.8	83.1	93.7	93.9	91.1	95.8	96.3	88.7	97.4	94.6	95.9	92.3
NO	18	2	4	2	10	11	7	7	4	2	11	2	5	5	13
	4.5	2.4	3.2	2.1	12.0	4.1	6.1	6.9	4.2	2.4	9.6	1.7	3.4	2.9	5.9
DON'T KNOW	6	1	-	1	4	6	-	2	-	1	2	1	3	2	4
	1.5	1.2	-	1.1	4.8	2.2	-	2.0	-	1.2	1.7	.9	2.0	1.2	1.8
REFUSED/NO ANSWER	-	-	-	-	-	-	-	-	-	-	-	-	-	-	-

Q. 14 IN YOUR OPINION, SHOULD OAKLAND COUNTY PARKS AND RECREATION PROVIDE SPECIAL RECREATIONAL FACILITIES FOR SENIOR CITIZENS?

OAKLAND COUNTY PARKS STUDY  
 PREPARED FOR  
 DDB NEEDHAM WORLDWIDE &  
 OAKLAND COUNTY PARKS AND RECREATION COMMISSION

NORDHAUS RESEARCH, INC.  
 SEPTEMBER, 1991

	AGE				MARITAL STATUS		INCOME			COLLEGE EDUCATION			CHILDREN UNDER 18		
	TOTAL	18-30	31-44	45-59	60+	MARRIED	OTHER	<\$35K	\$35K- <\$55K	\$55K+	NONE	SOME	DEGREE	YES	NO
TOTAL	18 100.0%	2 100.0%	4 100.0%	2 100.0%	10 100.0%	11 100.0%	7 100.0%	7 100.0%	4 100.0%	2 100.0%	11 100.0%	2 100.0%	5 100.0%	5 100.0%	13 100.0%
SHOULD USE EXISTING FACILITIES	10 55.6	1 50.0	2 50.0	2 100.0	3 50.0	6 54.5	4 57.1	3 42.9	3 75.0	1 50.0	6 54.5	1 50.0	3 60.0	3 60.0	7 53.8
SHOULD CHARGE FOR THIS SERVICE	2 11.1	-	-	-	2 20.0	2 18.2	-	1 14.3	1 25.0	-	1 9.1	-	1 20.0	-	2 15.4
WOULD HAVE TO RAISE TAXES TO PAY FOR THIS	1 5.6	-	1 25.0	-	-	1 9.1	-	-	-	-	-	-	1 20.0	1 20.0	-
SHOULD BE PROVIDED BY PRIVATE ORGANIZATIONS	1 5.6	-	-	-	1 10.0	1 9.1	-	1 14.3	-	-	1 9.1	-	-	-	1 7.7
WOULD NOT BE USED ENOUGH	1 5.6	-	1 25.0	-	-	-	1 14.3	1 14.3	-	-	1 9.1	-	-	1 20.0	-
NOTHING/NONE	1 5.6	1 50.0	-	-	-	-	1 14.3	-	-	1 50.0	-	1 50.0	-	-	1 7.7
OTHER	2 11.1	-	-	-	2 20.0	1 9.1	1 14.3	1 14.3	-	-	2 18.2	-	-	-	2 15.4

Q. 14A WHY SHOULDN'T THE PARKS SYSTEM PROVIDE SPECIAL RECREATIONAL FACILITIES FOR SENIOR CITIZENS?



OAKLAND COUNTY PARKS STUDY  
 PREPARED FOR  
 DDB NEEDHAM WORLDWIDE &  
 OAKLAND COUNTY PARKS AND RECREATION COMMISSION

NORDHAUS RESEARCH, INC.  
 SEPTEMBER, 1991

	AGE					MARITAL STATUS		INCOME			COLLEGE EDUCATION			CHILDREN UNDER 18	
	TOTAL	18-30	31-44	45-59	60+	MARRIED	OTHER	<\$35K	\$35K- <\$55K	\$55K+	NONE	SOME	DEGREE	YES	NO
TOTAL	400	82	124	95	83	269	114	101	96	82	115	116	148	170	221
	100.0%	100.0%	100.0%	100.0%	100.0%	100.0%	100.0%	100.0%	100.0%	100.0%	100.0%	100.0%	100.0%	100.0%	100.0%
YES	364	74	120	88	68	242	106	92	88	76	101	108	136	160	197
	91.0	90.2	96.8	92.6	81.9	90.0	93.0	91.1	91.7	92.7	87.8	93.1	91.9	94.1	89.1
NO	18	5	3	4	6	12	6	3	7	2	7	4	7	6	11
	4.5	6.1	2.4	4.2	7.2	4.5	5.3	3.0	7.3	2.4	6.1	3.4	4.7	3.5	5.0
DON'T KNOW	17	3	1	3	9	14	2	6	1	4	7	4	5	4	12
	4.3	3.7	.8	3.2	10.8	5.2	1.8	5.9	1.0	4.9	6.1	3.4	3.4	2.4	5.4
REFUSED/NO ANSWER	1	-	-	-	-	1	-	-	-	-	-	-	-	-	1
	.3					.4									.5

Q.15 IN YOUR OPINION, SHOULD OAKLAND COUNTY PARKS AND RECREATION PROVIDE SPECIAL RECREATIONAL FACILITIES FOR THE MENTALLY IMPAIRED?

OAKLAND COUNTY PARKS STUDY  
 PREPARED FOR  
 DDB NEEDHAM WORLDWIDE &  
 OAKLAND COUNTY PARKS AND RECREATION COMMISSION

NORDHAUS RESEARCH, INC.  
 SEPTEMBER, 1991

	AGE					MARITAL STATUS		INCOME			COLLEGE EDUCATION			CHILDREN UNDER 18	
	TOTAL	18-30	31-44	45-59	60+	MARRIED	OTHER	<\$35K	\$35K- <\$55K	\$55K+	NONE	SOME	DEGREE	YES	NO
TOTAL	18 100.0%	5 100.0%	3 100.0%	4 100.0%	6 100.0%	12 100.0%	6 100.0%	3 100.0%	7 100.0%	2 100.0%	7 100.0%	4 100.0%	7 100.0%	6 100.0%	11 100.0%
SHOULD USE EXISTING FACILITIES	7 38.9	2 40.0	2 66.7	2 50.0	1 16.7	5 41.7	2 33.3	1 33.3	4 57.1	-	3 42.9	-	4 57.1	3 50.0	3 27.3
WOULD HAVE TO RAISE TAXES TO PAY FOR THIS	2 11.1	-	1 33.3	-	1 16.7	2 16.7	-	1 33.3	-	-	1 14.3	-	1 14.3	1 16.7	1 9.1
SHOULD BE PROVIDED BY PRIVATE ORGANIZATIONS	2 11.1	1 20.0	-	-	1 16.7	2 16.7	-	-	1 14.3	-	-	2 50.0	-	-	2 18.2
WOULD BE TOO COSTLY	2 11.1	-	-	2 50.0	-	1 8.3	1 16.7	-	1 14.3	-	-	1 25.0	1 14.3	1 16.7	1 9.1
WOULD NOT BE USED ENOUGH	1 5.6	-	-	-	1 16.7	-	1 16.7	1 33.3	-	-	-	1 25.0	-	-	1 9.1
OTHER	3 16.7	1 20.0	-	-	2 33.3	2 16.7	1 16.7	-	1 14.3	1 50.0	2 28.6	-	1 14.3	1 16.7	2 18.2
REFUSED/NO ANSWER	1 5.6	1 20.0	-	-	-	-	1 16.7	-	-	1 50.0	1 14.3	-	-	-	1 9.1

Q. 15A WHY SHOULDN'T THE PARKS SYSTEM PROVIDE SPECIAL RECREATIONAL FACILITIES FOR THE MENTALLY IMPAIRED?

OAKLAND COUNTY PARKS STUDY  
 PREPARED FOR  
 DDB NEEDHAM WORLDWIDE &  
 OAKLAND COUNTY PARKS AND RECREATION COMMISSION

NORDHAUS RESEARCH, INC.  
 SEPTEMBER, 1991

	AGE				MARITAL STATUS		INCOME			COLLEGE EDUCATION			CHILDREN UNDER 18		
	TOTAL	18-30	31-44	45-59	60+	MARRIED	OTHER	<\$35K	\$35K- <\$55K	\$55K+	NONE	SOME	DEGREE	YES	NO
TOTAL	400	82	124	95	83	269	114	101	96	82	115	116	148	170	221
	100.0%	100.0%	100.0%	100.0%	100.0%	100.0%	100.0%	100.0%	100.0%	100.0%	100.0%	100.0%	100.0%	100.0%	100.0%
YES	319	70	100	73	65	211	95	84	82	62	95	95	115	139	174
	79.7	85.4	80.6	76.8	78.3	78.4	83.3	83.2	85.4	75.6	82.6	81.9	77.7	81.8	78.7
NO	66	9	21	19	13	46	16	16	12	15	17	17	26	25	38
	16.5	11.0	16.9	20.0	15.7	17.1	14.0	15.8	12.5	18.3	14.8	14.7	17.6	14.7	17.2
DON'T KNOW	15	3	3	3	5	12	3	1	2	5	3	4	7	6	9
	3.8	3.7	2.4	3.2	6.0	4.5	2.6	1.0	2.1	6.1	2.6	3.4	4.7	3.5	4.1
REFUSED/NO ANSWER	-	-	-	-	-	-	-	-	-	-	-	-	-	-	-

Q. 16 IN YOUR OPINION, SHOULD OAKLAND COUNTY PARKS AND RECREATION PROVIDE SPECIAL RECREATIONAL FACILITIES FOR SCOUT GROUPS?

OAKLAND COUNTY PARKS STUDY  
 PREPARED FOR  
 DDB NEEDHAM WORLDWIDE &  
 OAKLAND COUNTY PARKS AND RECREATION COMMISSION

NORDHAUS RESEARCH, INC.  
 SEPTEMBER, 1991

	AGE					MARITAL STATUS		INCOME			COLLEGE EDUCATION			CHILDREN UNDER 18	
	TOTAL	18-30	31-44	45-59	60+	MARRIED	OTHER	<\$35K	\$35K- <\$55K	\$55K+	NONE	SOME	DEGREE	YES	NO
TOTAL	66 100.0%	9 100.0%	21 100.0%	19 100.0%	13 100.0%	46 100.0%	16 100.0%	16 100.0%	12 100.0%	19 100.0%	17 100.0%	17 100.0%	26 100.0%	25 100.0%	38 100.0%
SCOUTS HAVE THEIR OWN FACILITIES	34 51.5	3 33.3	15 71.4	7 36.8	7 53.8	24 52.2	8 50.0	11 68.8	2 16.7	9 60.0	10 58.8	10 58.8	11 42.3	12 48.0	21 55.3
SHOULD USE EXISTING FACILITIES	16 24.2	4 44.4	4 19.0	6 31.6	1 7.7	12 26.1	3 18.8	3 18.8	6 50.0	2 13.3	3 17.6	4 23.5	7 26.9	7 28.0	7 18.4
SHOULD BE PROVIDED BY PRIVATE ORGANIZATIONS	7 10.6	1 11.1	-	3 15.8	3 23.1	6 13.0	1 6.3	1 6.3	2 16.7	2 13.3	2 11.8	3 17.6	2 7.7	2 8.0	5 13.2
WOULD HAVE TO RAISE TAXES TO PAY FOR THIS	4 6.1	-	1 4.8	3 15.8	-	2 4.3	2 12.5	-	2 16.7	1 6.7	-	-	4 15.4	2 8.0	2 5.3
WOULD BE TOO COSTLY	2 3.0	1 11.1	1 4.8	-	-	1 2.2	1 6.3	-	-	2 13.3	-	-	2 7.7	1 4.0	1 2.6
OTHER	4 6.1	-	-	1 5.3	2 15.4	2 4.3	1 6.3	1 6.3	-	-	2 11.8	-	1 3.8	2 8.0	2 5.3

Q. 16A WHY SHOULDN'T THE PARKS SYSTEM PROVIDE SPECIAL RECREATIONAL FACILITIES FOR SCOUT GROUPS?

## 0.17 OTHER GROUPS NEEDING SPECIAL FACILITIES

OAKLAND COUNTY PARKS STUDY  
 PREPARED FOR  
 DDB NEEDHAM WORLDWIDE &  
 OAKLAND COUNTY PARKS AND RECREATION COMMISSION

NORDHAUS RESEARCH, INC.  
 SEPTEMBER, 1991

	AGE					MARITAL STATUS		INCOME			COLLEGE EDUCATION			CHILDREN UNDER 18	
	TOTAL	18-30	31-44	45-59	60+	MARRIED	OTHER	<\$35K	\$35K- <\$55K	\$55K+	NONE	SOME	DEGREE	YES	NO
TOTAL	400	82	124	95	83	269	114	101	96	82	119	116	148	170	221
	100.0%	100.0%	100.0%	100.0%	100.0%	100.0%	100.0%	100.0%	100.0%	100.0%	100.0%	100.0%	100.0%	100.0%	100.0%
CHURCH GROUPS	10	3	3	2	2	8	2	6	2	-	5	4	1	5	5
	2.5	3.7	2.4	2.1	2.4	3.0	1.8	5.9	2.1	-	4.3	3.4	.7	2.9	2.3
TODDLER FACILITIES	10	4	3	3	-	6	4	2	2	2	1	4	5	5	5
	2.5	4.9	2.4	3.2	-	2.2	3.5	2.0	2.1	2.4	.9	3.4	3.4	2.9	2.3
SCHOOL GROUPS	9	2	3	3	-	7	1	4	-	3	-	4	4	6	3
	2.3	2.4	2.4	3.2	-	2.6	.9	4.0	-	3.7	-	3.4	2.7	3.5	1.4
LOW INCOME/UNDER PRIVILEGED	8	1	5	2	-	7	1	1	5	2	1	4	3	6	2
	2.0	1.2	4.0	2.1	-	2.6	.9	1.0	5.2	2.4	.9	3.4	2.0	3.5	.9
YOUTH ORGANIZATIONS	5	1	2	1	1	2	3	1	-	1	1	-	4	1	4
	1.3	1.2	1.6	1.1	1.2	.7	2.6	1.0	-	1.2	.9	-	2.7	.6	1.8
VISUAL/HEARING IMPAIRED	4	-	3	-	1	3	1	2	1	1	1	2	1	2	2
	1.0	-	2.4	-	1.2	1.1	.9	2.0	1.0	1.2	.9	1.7	.7	1.2	.9
GIRL SCOUTS/CAMPFIRE GIRLS	2	-	-	-	2	1	1	2	-	-	1	-	1	-	2
	.5	-	-	-	2.4	.4	.9	2.0	-	-	.9	-	.7	-	.9
INNER CITY CHILDREN	2	-	-	1	1	2	-	-	-	1	1	1	-	1	1
	.5	-	-	1.1	1.2	.7	-	-	-	1.2	.9	.9	-	.6	.5
SENIOR CITIZENS GROUPS	1	-	-	1	-	1	-	-	-	-	1	-	-	-	1
	.3	-	-	1.1	-	.4	-	-	-	-	.9	-	-	-	.5
ETHNIC GROUPS	1	-	-	1	-	1	-	-	-	-	-	-	-	-	-
	.3	-	-	1.1	-	.4	-	-	-	-	-	-	-	-	-
STROKE/HEART RECOVERY SUPPORT GROUPS	1	-	-	-	1	1	-	-	-	1	-	-	1	-	1
	.3	-	-	-	1.2	.4	-	-	-	1.2	-	-	.7	-	.5

Continued

OAKLAND COUNTY PARKS STUDY  
 PREPARED FOR  
 DDB NEEDHAM WORLDWIDE &  
 OAKLAND COUNTY PARKS AND RECREATION COMMISSION

NORDHAUS RESEARCH, INC.  
 SEPTEMBER, 1991

	AGE				MARITAL STATUS		INCOME			COLLEGE EDUCATION			CHILDREN UNDER 18		
	TOTAL	18-30	31-44	45-59	60+	MARRIED	OTHER	<\$35K	<\$55K	\$55K+	NONE	SOME	DEGREE	YES	NO
NURSING HOMES	1 .3	1 1.2	-	-	-	1 .4	-	-	1 1.0	-	-	1 .9	-	-	1 .5
NOTHING/NONE	314 78.5	64 78.0	99 79.8	73 76.8	68 81.9	208 77.3	94 82.5	80 79.2	72 75.0	66 80.5	96 83.5	87 75.0	117 79.1	129 75.9	181 81.9
OTHER	16 4.0	3 3.7	6 4.8	3 3.2	2 2.4	11 4.1	4 3.5	3 3.0	6 6.3	3 3.7	4 3.5	5 4.3	5 3.4	8 4.7	7 3.2
DON'T KNOW	18 4.5	3 3.7	3 2.4	7 7.4	4 4.8	12 4.5	4 3.5	2 2.0	7 7.3	4 4.9	4 3.5	6 5.2	6 4.1	9 5.3	7 3.2
REFUSED/NO ANSWER	4 1.0	1 1.2	-	-	1 1.2	2 .7	1 .9	1 1.0	1 1.0	-	-	1 .9	2 1.4	1 .6	2 .9

Q. 17 ARE THERE ANY OTHER GROUPS THAT YOU THINK SHOULD BE PROVIDED SPECIAL FACILITIES BY THE OAKLAND COUNTY PARKS AND RECREATION SYSTEM?

OAKLAND COUNTY PARKS STUDY  
 PREPARED FOR  
 DDB NEEDHAM WORLDWIDE &  
 OAKLAND COUNTY PARKS AND RECREATION COMMISSION

NORDHAUS RESEARCH, INC.  
 SEPTEMBER, 1991

	AGE				MARITAL STATUS		INCOME			COLLEGE EDUCATION			CHILDREN UNDER 18		
	TOTAL	18-30	31-44	45-59	60+	MARRIED	OTHER	<\$35K	\$35K- <\$55K	\$55K+	NONE	SOME	DEGREE	YES	NO
TOTAL	400	82	124	95	83	269	114	101	96	82	115	116	148	170	221
	100.0%	100.0%	100.0%	100.0%	100.0%	100.0%	100.0%	100.0%	100.0%	100.0%	100.0%	100.0%	100.0%	100.0%	100.0%
YES	295	68	94	59	62	191	91	84	72	55	93	90	97	130	158
	73.8	82.9	75.8	62.1	74.7	71.0	79.8	83.2	75.0	67.1	80.9	77.6	65.5	76.5	71.5
NO	72	8	20	28	12	52	16	11	17	21	14	22	30	24	46
	18.0	9.8	16.1	29.5	14.5	19.3	14.0	10.9	17.7	25.6	12.2	19.0	20.3	14.1	20.8
DON'T KNOW	33	6	10	8	9	26	7	6	7	6	8	4	21	16	17
	8.3	7.3	8.1	8.4	10.8	9.7	6.1	5.9	7.3	7.3	7.0	3.4	14.2	9.4	7.7
REFUSED/NO ANSWER	-	-	-	-	-	-	-	-	-	-	-	-	-	-	-

Q. 18 IN YOUR OPINION SHOULD PARKS AND RECREATION SYSTEMS GIVE SPECIAL CONSIDERATION TO ORGANIZED CLUBS, GIRL OR BOY SCOUTS, OR GROUPS FROM SCHOOLS OR CHURCHES?

OAKLAND COUNTY PARKS STUDY  
 PREPARED FOR  
 DDB NEEDHAM WORLDWIDE &  
 OAKLAND COUNTY PARKS AND RECREATION COMMISSION

NORDHAUS RESEARCH, INC.  
 SEPTEMBER, 1991

	AGE				MARITAL STATUS		INCOME			COLLEGE EDUCATION			CHILDREN UNDER 18		
	TOTAL	18-30	31-44	45-59	60+	MARRIED	OTHER	<\$35K	\$35K- <\$55K	\$55K+	NONE	SOME	DEGREE	YES	NO
TOTAL	72 100.0%	8 100.0%	20 100.0%	28 100.0%	12 100.0%	52 100.0%	16 100.0%	11 100.0%	17 100.0%	21 100.0%	14 100.0%	22 100.0%	30 100.0%	24 100.0%	46 100.0%
EVERYONE SHOULD BE TREATED EQUAL	38 52.8	4 50.0	15 75.0	14 50.0	5 41.7	25 48.1	12 75.0	6 54.5	13 76.5	10 47.6	7 50.0	10 45.5	19 63.3	16 66.7	22 47.8
PRIVATE ORGANIZATIONS SHOULD PROVIDE OWN SERVICES/FACILITIES	16 22.2	1 12.5	4 20.0	7 25.0	4 33.3	13 25.0	3 18.8	1 9.1	3 17.6	5 23.8	3 21.4	7 31.8	6 20.0	2 8.3	14 30.4
NOT TAX PAYERS RESPONSIBILITY	7 9.7	1 12.5	2 10.0	2 7.1	1 8.3	6 11.5	1 6.3	-	3 17.6	2 9.5	1 7.1	1 4.5	4 13.3	3 12.5	4 8.7
SHOULD USE EXISTING FACILITIES	5 6.9	1 12.5	1 5.0	-	2 16.7	4 7.7	1 6.3	2 18.2	1 5.9	1 4.8	2 14.3	1 4.5	1 3.3	1 4.2	4 8.7
WOULD LIMIT GENERAL PUBLIC USE	4 5.6	1 12.5	-	2 7.1	1 8.3	4 7.7	-	2 18.2	-	1 4.8	1 7.1	1 4.5	2 6.7	2 8.3	2 4.3
NO FUNDS AVAILABLE	2 2.8	-	-	1 3.6	-	1 1.9	-	-	-	1 4.8	-	1 4.5	-	1 4.2	-
ONLY UNDER SPECIAL CIRCUMSTANCES	1 1.4	-	-	1 3.6	-	1 1.9	-	-	-	-	1 7.1	-	-	-	1 2.2
NOTHING/NONE	1 1.4	-	-	1 3.6	-	1 1.9	-	-	-	1 4.8	-	1 4.5	-	-	1 2.2
DON'T KNOW	2 2.8	-	-	1 3.6	-	-	-	-	-	-	-	1 4.5	-	-	1 2.2

Q. 18B WHY SHOULD PARKS AND RECREATION SYSTEMS NOT BE CONCERNED WITH PROVIDING SPECIAL SERVICES OR FACILITIES TO ORGANIZED GROUPS?



OAKLAND COUNTY PARKS STUDY  
 PREPARED FOR  
 DDB NEEDHAM WORLDWIDE &  
 OAKLAND COUNTY PARKS AND RECREATION COMMISSION

NORDHAUS RESEARCH, INC.  
 SEPTEMBER, 1991

	AGE					MARITAL STATUS		INCOME			COLLEGE EDUCATION			CHILDREN UNDER 18	
	TOTAL	18-30	31-44	45-59	60+	MARRIED	OTHER	<\$35K	\$35K- <\$55K	\$55K+	NONE	SOME	DEGREE	YES	NO
TOTAL	400	82	124	95	83	269	114	101	96	82	115	116	148	170	221
	100.0%	100.0%	100.0%	100.0%	100.0%	100.0%	100.0%	100.0%	100.0%	100.0%	100.0%	100.0%	100.0%	100.0%	100.0%
D. HIKING	2.63	2.78	2.94	2.98	2.17	2.66	2.64	2.66	2.88	2.77	2.33	2.92	2.70	2.88	2.44
J. NATURE PROGRAMS	2.63	2.83	2.92	2.48	2.22	2.66	2.59	2.91	2.92	2.60	2.41	2.99	2.53	2.92	2.41
K. ENVIRONMENTAL PROGRAMS	2.61	2.92	2.91	2.52	2.06	2.64	2.59	2.87	2.85	2.62	2.41	3.05	2.47	2.98	2.36
Q. BIKING	2.60	2.99	2.93	2.48	1.95	2.57	2.74	2.67	2.72	2.78	2.30	2.85	2.71	2.89	2.38
A. SWIMMING	2.56	3.10	2.90	2.11	2.10	2.50	2.75	2.88	2.79	2.49	2.56	2.82	2.40	2.95	2.26
C. FISHING	2.38	2.61	2.50	2.25	2.16	2.36	2.49	2.79	2.39	2.23	2.74	2.41	2.10	2.60	2.23
F. GOLFING	2.32	2.51	2.29	2.36	2.12	2.29	2.39	2.07	2.43	2.65	2.20	2.21	2.52	2.29	2.36
B. BOATING	2.27	2.60	2.28	2.20	2.04	2.23	2.37	2.41	2.38	2.13	2.36	2.30	2.17	2.40	2.16
E. CAMPING	2.22	2.65	2.40	2.00	1.76	2.15	2.40	2.61	2.33	2.00	2.27	2.47	2.02	2.47	2.02
I. CROSS-COUNTRY SKIING	2.19	2.37	2.48	2.26	1.59	2.17	2.29	2.28	2.23	2.46	1.86	2.30	2.39	2.40	2.03
H. TENNIS	1.96	2.33	2.02	1.98	1.57	1.93	2.10	2.03	1.83	2.10	1.81	2.14	1.99	2.14	1.83

OAKLAND COUNTY PARKS STUDY  
 PREPARED FOR  
 DDB NEEDHAM WORLDWIDE &  
 OAKLAND COUNTY PARKS AND RECREATION COMMISSION

NORDHAUS RESEARCH, INC.  
 SEPTEMBER, 1991

	AGE					MARITAL STATUS		INCOME			COLLEGE EDUCATION			CHILDREN UNDER 18	
	TOTAL	18-30	31-44	45-59	60+	MARRIED	OTHER	<\$35K	\$35K- <\$55K	\$55K+	NONE	SOME	DEGREE	YES	NO
TOTAL	400 100.0%	82 100.0%	124 100.0%	93 100.0%	83 100.0%	269 100.0%	114 100.0%	101 100.0%	96 100.0%	82 100.0%	115 100.0%	116 100.0%	148 100.0%	170 100.0%	221 100.0%
VERY UNLIKELY (1)	126 31.5	11 13.4	24 19.4	44 46.3	41 49.4	89 33.1	30 26.3	25 24.8	21 21.9	26 31.7	39 33.9	27 23.3	52 35.1	33 19.4	90 40.7
SOMEWHAT UNLIKELY (2)	45 11.3	9 11.0	10 8.1	15 15.8	7 8.4	36 13.4	7 6.1	6 5.9	12 12.5	11 13.4	10 8.7	14 12.1	18 12.2	18 10.6	25 11.3
SOMEWHAT LIKELY (3)	100 25.0	23 28.0	43 34.7	16 16.8	15 18.1	60 22.3	36 31.6	23 22.8	28 29.2	22 26.8	23 20.0	27 23.3	45 30.4	43 25.3	55 24.9
VERY LIKELY (4)	124 31.0	39 47.6	46 37.1	19 20.0	17 20.5	81 30.1	39 34.2	44 43.6	34 35.4	22 26.8	39 33.9	47 40.5	33 22.3	76 44.7	46 20.8
DON'T KNOW	5 1.3	-	1 .8	1 1.1	3 3.6	3 1.1	2 1.8	3 3.0	1 1.0	1 1.2	4 3.5	1 .9	-	-	5 2.3
REFUSED/NO ANSWER	-	-	-	-	-	-	-	-	-	-	-	-	-	-	-
MEAN	2.56	3.10	2.90	2.11	2.10	2.50	2.75	2.88	2.79	2.49	2.56	2.82	2.40	2.95	2.26
STANDARD DEVIATION	1.23	1.05	1.11	1.20	1.24	1.24	1.19	1.23	1.15	1.20	1.29	1.20	1.18	1.15	1.21

Q. 19A HOW LIKELY IS IT THAT YOU WOULD VISIT AN OAKLAND COUNTY PARK WITH OTHER MEMBERS OF YOUR HOUSEHOLD OR FAMILY FOR THE FOLLOWING TYPE OF RECREATIONAL ACTIVITY: SWIMMING

Q. 19B LIKELIHOOD OF FAMILY ACTIVITIES:  
BOATINGOAKLAND COUNTY PARKS STUDY  
PREPARED FOR  
DDB NEEDHAM WORLDWIDE &  
OAKLAND COUNTY PARKS AND RECREATION COMMISSIONNORDHAUS RESEARCH, INC.  
SEPTEMBER, 1991

	AGE					MARITAL STATUS		INCOME			COLLEGE EDUCATION			CHILDREN UNDER 18	
	TOTAL	18-30	31-44	45-59	60+	MARRIED	OTHER	<\$35K	\$35K- <\$55K	\$55K+	NONE	SOME	DEGREE	YES	NO
TOTAL	400	82	124	95	83	269	114	101	96	82	115	116	148	170	221
	100.0%	100.0%	100.0%	100.0%	100.0%	100.0%	100.0%	100.0%	100.0%	100.0%	100.0%	100.0%	100.0%	100.0%	100.0%
VERY UNLIKELY (1)	166	28	46	40	43	115	42	39	34	38	47	47	62	63	99
	41.5	34.1	37.1	42.1	51.8	42.8	36.8	38.6	35.4	46.3	40.9	40.5	41.9	37.1	44.8
SOMEWHAT UNLIKELY (2)	50	6	19	17	7	33	16	9	15	13	12	14	23	22	28
	12.5	7.3	15.3	17.9	8.4	12.3	14.0	8.9	15.6	15.9	10.4	12.1	15.5	12.9	12.7
SOMEWHAT LIKELY (3)	90	19	35	17	16	61	26	22	22	13	20	28	37	37	49
	22.5	23.2	28.2	17.9	19.3	22.7	22.8	21.8	22.9	15.9	17.4	24.1	25.0	21.8	22.2
VERY LIKELY (4)	91	29	23	21	15	58	29	29	24	18	34	27	25	47	43
	22.7	35.4	18.5	22.1	18.1	21.6	25.4	28.7	25.0	22.0	29.6	23.3	16.9	27.6	19.5
DON'T KNOW	3	-	1	-	2	2	1	2	1	-	2	-	1	1	2
	.8		.8		2.4	.7	.9	2.0	1.0		1.7		.7	.6	.9
REFUSED/NO ANSWER	-	-	-	-	-	-	-	-	-	-	-	-	-	-	-
MEAN	2.27	2.60	2.28	2.20	2.04	2.23	2.37	2.41	2.38	2.13	2.36	2.30	2.17	2.40	2.16
STANDARD DEVIATION	1.22	1.28	1.15	1.20	1.21	1.21	1.22	1.27	1.21	1.22	1.29	1.22	1.15	1.24	1.20

Q. 19B HOW LIKELY IS IT THAT YOU WOULD VISIT AN OAKLAND COUNTY PARK WITH OTHER MEMBERS OF YOUR HOUSEHOLD OR FAMILY FOR THE FOLLOWING  
TYPE OF RECREATIONAL ACTIVITY: BOATING

PROJECT #91348  
 Table 36-1  
 Q. 19C LIKELIHOOD OF FAMILY ACTIVITIES :  
 FISHING

OAKLAND COUNTY PARKS STUDY  
 PREPARED FOR  
 DDB NEEDHAM WORLDWIDE &  
 OAKLAND COUNTY PARKS AND RECREATION COMMISSION

NORDHAUS RESEARCH, INC.  
 SEPTEMBER, 1991

	AGE				MARITAL STATUS		INCOME			COLLEGE EDUCATION			CHILDREN UNDER 18		
	TOTAL	18-30	31-44	45-59	60+	MARRIED	OTHER	<\$35K	\$35K- <\$55K	\$55K+	NONE	SOME	DEGREE	YES	NO
TOTAL	400 100.0%	82 100.0%	124 100.0%	95 100.0%	83 100.0%	269 100.0%	114 100.0%	101 100.0%	96 100.0%	82 100.0%	115 100.0%	116 100.0%	148 100.0%	170 100.0%	221 100.0%
VERY UNLIKELY (1)	152 38.0	27 32.9	39 31.5	39 41.1	40 48.2	102 37.9	41 36.0	30 29.7	35 36.5	34 41.5	32 27.8	48 41.4	62 41.9	50 29.4	97 43.9
SOMEWHAT UNLIKELY (2)	48 12.0	5 6.1	17 13.7	16 16.8	7 8.4	36 13.4	10 8.8	6 5.9	13 13.5	11 13.4	12 10.4	8 6.9	26 17.6	21 12.4	26 11.8
SOMEWHAT LIKELY (3)	89 22.3	23 28.0	31 25.0	17 17.9	15 18.1	61 22.7	25 21.9	17 16.8	20 20.8	21 25.6	21 18.3	24 20.7	39 26.4	45 26.5	42 19.0
VERY LIKELY (4)	106 26.5	27 32.9	34 27.4	23 24.2	19 22.9	68 25.3	35 30.7	45 44.6	26 27.1	16 19.5	47 40.9	36 31.0	19 12.8	53 31.2	52 23.5
DON'T KNOW	4 1.0	-	2 1.6	-	2 2.4	1 .4	3 2.6	2 2.0	2 2.1	-	2 1.7	-	2 1.4	1 .6	3 1.4
REFUSED/NO ANSWER	1 .3	-	1 .8	-	-	1 .4	-	1 1.0	-	-	1 .9	-	-	-	1 .5
MEAN	2.38	2.61	2.50	2.25	2.16	2.36	2.49	2.79	2.39	2.23	2.74	2.41	2.10	2.60	2.23
STANDARD DEVIATION	1.24	1.25	1.21	1.22	1.26	1.23	1.27	1.30	1.24	1.18	1.27	1.30	1.10	1.21	1.24

Q. 19C HOW LIKELY IS IT THAT YOU WOULD VISIT AN OAKLAND COUNTY PARK WITH OTHER MEMBERS OF YOUR HOUSEHOLD OR FAMILY FOR THE FOLLOWING TYPE OF RECREATIONAL ACTIVITY: FISHING

Q. 19D LIKELIHOOD OF FAMILY ACTIVITIES:  
 HIKING

 OAKLAND COUNTY PARKS STUDY  
 PREPARED FOR  
 DDB NEEDHAM WORLDWIDE &  
 OAKLAND COUNTY PARKS AND RECREATION COMMISSION

 NORDHAUS RESEARCH, INC.  
 SEPTEMBER, 1991

	AGE					MARITAL STATUS		INCOME			COLLEGE EDUCATION			CHILDREN UNDER 18	
	TOTAL	18-30	31-44	45-59	60+	MARRIED	OTHER	<\$35K	\$35K- <\$55K	\$55K+	NONE	SOME DEGREE	YES	NO	
TOTAL	400	82	124	95	83	269	114	101	96	82	115	116	148	170	221
	100.0%	100.0%	100.0%	100.0%	100.0%	100.0%	100.0%	100.0%	100.0%	100.0%	100.0%	100.0%	100.0%	100.0%	100.0%
VERY UNLIKELY (1)	115	20	17	31	37	70	35	29	20	18	45	24	34	31	80
	28.7	24.4	13.7	32.6	44.6	26.0	30.7	28.7	20.8	22.0	39.1	20.7	23.0	18.2	36.2
SOMEWHAT UNLIKELY (2)	36	7	13	7	8	26	9	9	5	11	9	7	19	18	18
	9.0	8.5	10.5	7.4	9.6	9.7	7.9	8.9	5.2	13.4	7.8	6.0	12.8	10.6	8.1
SOMEWHAT LIKELY (3)	127	26	53	28	19	98	28	25	38	25	32	39	53	61	64
	31.7	31.7	42.7	29.5	22.9	36.4	24.6	24.8	39.6	30.5	27.8	33.6	35.8	35.9	29.0
VERY LIKELY (4)	118	29	40	29	16	74	39	34	33	28	25	46	42	59	56
	29.5	35.4	32.3	30.5	19.3	27.5	34.2	33.7	34.4	34.1	21.7	39.7	28.4	34.7	25.3
DON'T KNOW	3	-	1	-	2	-	3	3	-	-	3	-	-	1	2
	.8		.8		2.4		2.6	3.0			2.6			.6	.9
REFUSED/NO ANSWER	1	-	-	-	1	1	-	1	-	-	1	-	-	-	1
	.3				1.2	.4		1.0			.9				.5
MEAN	2.63	2.78	2.94	2.58	2.17	2.66	2.64	2.66	2.88	2.77	2.33	2.92	2.70	2.88	2.44
STANDARD DEVIATION	1.19	1.17	.99	1.23	1.21	1.14	1.25	1.23	1.10	1.14	1.22	1.13	1.11	1.08	1.22

Q. 19D HOW LIKELY IS IT THAT YOU WOULD VISIT AN OAKLAND COUNTY PARK WITH OTHER MEMBERS OF YOUR HOUSEHOLD OR FAMILY FOR THE FOLLOWING TYPE OF RECREATIONAL ACTIVITY: HIKING

Q. 19E LIKELIHOOD OF FAMILY ACTIVITIES:  
CAMPINGOAKLAND COUNTY PARKS STUDY  
PREPARED FOR  
DDB NEEDHAM WORLDWIDE &  
OAKLAND COUNTY PARKS AND RECREATION COMMISSIONNORDHAUS RESEARCH, INC.  
SEPTEMBER, 1991

	AGE				MARITAL STATUS		INCOME			COLLEGE EDUCATION			CHILDREN UNDER 18		
	TOTAL	18-30	31-44	45-59	60+	MARRIED	OTHER	<\$35K	\$35K- <\$55K	\$55K+	NONE	SOME	DEGREE	YES	NO
TOTAL	400	82	124	95	83	269	114	101	96	82	115	116	148	170	221
	100.0%	100.0%	100.0%	100.0%	100.0%	100.0%	100.0%	100.0%	100.0%	100.0%	100.0%	100.0%	100.0%	100.0%	100.0%
VERY UNLIKELY (1)	175	22	41	51	55	122	45	30	39	43	47	43	74	58	114
	43.8	26.8	33.1	53.7	66.3	45.4	39.5	29.7	40.6	52.4	40.9	37.1	50.0	34.1	51.6
SOMEWHAT UNLIKELY (2)	51	13	20	10	4	37	11	12	14	10	14	10	24	25	24
	12.7	15.9	16.1	10.5	4.8	13.8	9.6	11.9	14.6	12.2	12.2	8.6	16.2	14.7	10.9
SOMEWHAT LIKELY (3)	81	19	32	17	11	56	22	22	15	15	25	29	23	36	42
	20.2	23.2	25.8	17.9	13.3	20.8	19.3	21.8	15.6	18.3	21.7	25.0	15.5	21.2	19.0
VERY LIKELY (4)	90	28	29	17	12	53	34	34	28	14	26	34	27	51	38
	22.5	34.1	23.4	17.9	14.5	19.7	29.8	33.7	29.2	17.1	22.6	29.3	18.2	30.0	17.2
DON'T KNOW	2	-	1	-	1	-	2	2	-	-	2	-	-	-	2
	.5		.8		1.2		1.8	2.0			1.7				.9
REFUSED/NO ANSWER	1	-	1	-	-	1	-	1	-	-	1	-	-	-	1
	.3		.8			.4		1.0			.9				.5
MEAN	2.22	2.65	2.40	2.00	1.76	2.15	2.40	2.61	2.33	2.00	2.27	2.47	2.02	2.47	2.02
STANDARD DEVIATION	1.23	1.20	1.18	1.20	1.15	1.20	1.28	1.24	1.27	1.18	1.22	1.26	1.18	1.24	1.19

Q. 19E HOW LIKELY IS IT THAT YOU WOULD VISIT AN OAKLAND COUNTY PARK WITH OTHER MEMBERS OF YOUR HOUSEHOLD OR FAMILY FOR THE FOLLOWING TYPE OF RECREATIONAL ACTIVITY: CAMPING

Q.19F LIKELIHOOD OF FAMILY ACTIVITIES:  
GOLFINGOAKLAND COUNTY PARKS STUDY  
PREPARED FOR  
DDB NEEDHAM WORLDWIDE &  
OAKLAND COUNTY PARKS AND RECREATION COMMISSIONNORDHAUS RESEARCH, INC.  
SEPTEMBER, 1991

	AOE					MARITAL STATUS		INCOME			COLLEGE EDUCATION			CHILDREN UNDER 18	
	TOTAL	18-30	31-44	45-59	60+	MARRIED	OTHER	<\$35K	\$35K- <\$55K	\$55K+	NONE	SOME	DEGREE	YES	NO
TOTAL	400 100.0%	82 100.0%	124 100.0%	95 100.0%	83 100.0%	269 100.0%	114 100.0%	101 100.0%	96 100.0%	82 100.0%	115 100.0%	116 100.0%	148 100.0%	170 100.0%	221 100.0%
VERY UNLIKELY (1)	175 43.8	33 40.2	54 43.5	39 41.1	44 53.0	121 45.0	47 41.2	53 52.5	40 41.7	27 32.9	53 46.1	59 50.9	54 36.5	74 43.5	97 43.9
SOMEWHAT UNLIKELY (2)	27 6.8	1 1.2	12 9.7	7 7.4	3 3.6	18 6.7	7 6.1	6 5.9	6 6.3	3 3.7	9 7.8	6 5.2	9 6.1	16 9.4	10 4.5
SOMEWHAT LIKELY (3)	86 21.5	21 25.6	24 19.4	25 26.3	14 16.9	59 21.9	25 21.9	18 17.8	19 19.8	24 29.3	25 21.7	19 16.4	39 26.4	37 21.8	47 21.3
VERY LIKELY (4)	109 27.3	27 32.9	33 26.6	24 25.3	20 24.1	70 26.0	33 28.9	21 20.8	31 32.3	28 34.1	25 21.7	32 27.6	46 31.1	43 25.3	64 29.0
DON'T KNOW	3 .8	-	1 .8	-	2 2.4	1 .4	2 1.8	3 3.0	-	-	3 2.6	-	-	-	3 1.4
REFUSED/NO ANSWER	-	-	-	-	-	-	-	-	-	-	-	-	-	-	-
MEAN	2.32	2.51	2.29	2.36	2.12	2.29	2.39	2.07	2.43	2.65	2.20	2.21	2.52	2.29	2.36
STANDARD DEVIATION	1.28	1.31	1.27	1.25	1.30	1.28	1.29	1.26	1.31	1.25	1.25	1.32	1.27	1.26	1.31

Q.19F HOW LIKELY IS IT THAT YOU WOULD VISIT AN OAKLAND COUNTY PARK WITH OTHER MEMBERS OF YOUR HOUSEHOLD OR FAMILY FOR THE FOLLOWING TYPE OF RECREATIONAL ACTIVITY: GOLFING

OAKLAND COUNTY PARKS STUDY  
 PREPARED FOR  
 DDB NEEDHAM WORLDWIDE &  
 OAKLAND COUNTY PARKS AND RECREATION COMMISSION

NORDHAUS RESEARCH, INC.  
 SEPTEMBER, 1991

	AGE					MARITAL STATUS		INCOME			COLLEGE EDUCATION			CHILDREN UNDER 18	
	TOTAL	18-30	31-44	45-59	60+	MARRIED	OTHER	<\$35K	\$35K- <\$55K	\$55K+	NONE	SOME	DEGREE	YES	NO
TOTAL	400 100.0%	82 100.0%	124 100.0%	95 100.0%	83 100.0%	269 100.0%	114 100.0%	101 100.0%	96 100.0%	82 100.0%	115 100.0%	116 100.0%	148 100.0%	170 100.0%	221 100.0%
VERY UNLIKELY (1)	121 30.2	15 18.3	18 14.5	34 35.8	45 54.2	82 30.5	30 26.3	30 29.7	24 25.0	18 22.0	46 40.0	27 23.3	36 24.3	33 19.4	84 38.0
SOMEWHAT UNLIKELY (2)	36 9.0	5 6.1	11 8.9	9 9.5	8 9.6	22 8.2	13 11.4	6 5.9	9 9.4	9 11.0	8 7.0	8 6.9	18 12.2	13 7.6	22 10.0
SOMEWHAT LIKELY (3)	119 29.8	27 32.9	55 44.4	24 25.3	13 15.7	92 34.2	24 21.1	28 27.7	30 31.3	28 34.1	35 30.4	36 31.0	46 31.1	63 37.1	55 24.9
VERY LIKELY (4)	119 29.8	34 41.5	39 31.5	28 29.5	14 16.9	71 26.4	44 38.6	34 33.7	31 32.3	27 32.9	22 19.1	45 38.8	47 31.8	60 35.3	56 25.3
DON'T KNOW	3 .8	-	1 .8	-	2 2.4	-	3 2.6	2 2.0	1 1.0	-	2 1.7	-	1 .7	-	3 1.4
REFUSED/NO ANSWER	2 .5	1 1.2	-	-	1 1.2	2 .7	-	1 1.0	1 1.0	-	2 1.7	-	-	1 .6	1 .5
MEAN	2.60	2.99	2.93	2.48	1.95	2.57	2.74	2.67	2.72	2.78	2.30	2.85	2.71	2.89	2.38
STANDARD DEVIATION	1.21	1.11	.99	1.25	1.19	1.18	1.24	1.24	1.17	1.13	1.20	1.17	1.16	1.10	1.24

G.190 HOW LIKELY IS IT THAT YOU WOULD VISIT AN OAKLAND COUNTY PARK WITH OTHER MEMBERS OF YOUR HOUSEHOLD OR FAMILY FOR THE FOLLOWING TYPE OF RECREATIONAL ACTIVITY: BIKING



OAKLAND COUNTY PARKS STUDY  
 PREPARED FOR  
 DDB NEEDHAM WORLDWIDE &  
 OAKLAND COUNTY PARKS AND RECREATION COMMISSION

NORDHAUS RESEARCH, INC.  
 SEPTEMBER, 1991

	AGE					MARITAL STATUS		INCOME			COLLEGE EDUCATION			CHILDREN UNDER 18	
	TOTAL	18-30	31-44	45-59	60+	MARRIED	OTHER	<\$35K	\$35K- <\$55K	\$55K+	NONE	SOME	DEGREE	YES	NO
TOTAL	400	82	124	95	83	269	114	101	96	82	115	116	148	170	221
	100.0%	100.0%	100.0%	100.0%	100.0%	100.0%	100.0%	100.0%	100.0%	100.0%	100.0%	100.0%	100.0%	100.0%	100.0%
VERY UNLIKELY (1)	207	32	57	49	57	141	54	49	55	36	64	54	74	75	126
	51.7	39.0	46.0	51.6	68.7	52.4	47.4	48.5	57.3	43.9	55.7	46.6	50.0	44.1	57.0
SOMEWHAT UNLIKELY (2)	53	11	19	13	7	36	14	12	12	14	15	12	23	27	25
	13.2	13.4	15.3	13.7	8.4	13.4	12.3	11.9	12.5	17.1	13.0	10.3	15.5	15.9	11.3
SOMEWHAT LIKELY (3)	81	19	34	19	9	60	21	20	19	20	23	28	29	37	43
	20.2	23.2	27.4	20.0	10.8	22.3	18.4	19.8	19.8	24.4	20.0	24.1	19.6	21.8	19.5
VERY LIKELY (4)	55	20	13	14	7	31	22	16	10	12	10	21	22	31	23
	13.8	24.4	10.5	14.7	8.4	11.5	19.3	15.8	10.4	14.6	8.7	18.1	14.9	18.2	10.4
DON'T KNOW	4	-	1	-	3	1	3	4	-	-	3	1	-	-	4
	1.0	-	.8	-	3.6	.4	2.6	4.0	-	-	2.6	.9	-	-	1.8
REFUSED/NO ANSWER	-	-	-	-	-	-	-	-	-	-	-	-	-	-	-
MEAN	1.96	2.33	2.02	1.98	1.57	1.93	2.10	2.03	1.83	2.10	1.81	2.14	1.99	2.14	1.83
STANDARD DEVIATION	1.13	1.22	1.08	1.14	1.00	1.10	1.21	1.17	1.08	1.12	1.05	1.19	1.14	1.17	1.08

Q. 19H HOW LIKELY IS IT THAT YOU WOULD VISIT AN OAKLAND COUNTY PARK WITH OTHER MEMBERS OF YOUR HOUSEHOLD OR FAMILY FOR THE FOLLOWING TYPE OF RECREATIONAL ACTIVITY: TENNIS

Q. 191 LIKELIHOOD OF FAMILY ACTIVITIES:  
CROSS-COUNTRY SKIINGOAKLAND COUNTY PARKS STUDY  
PREPARED FOR  
DDB NEEDHAM WORLDWIDE &  
OAKLAND COUNTY PARKS AND RECREATION COMMISSIONNORDHAUS RESEARCH, INC.  
SEPTEMBER, 1991

	AGE					MARITAL STATUS		INCOME			COLLEGE EDUCATION			CHILDREN UNDER 18	
	TOTAL	18-30	31-44	45-59	60+	MARRIED	OTHER	<\$35K	\$35K- <\$55K	\$55K+	NONE	SOME	DEGREE	YES	NO
TOTAL	400	82	124	95	83	269	114	101	96	82	115	116	148	170	221
	100.0%	100.0%	100.0%	100.0%	100.0%	100.0%	100.0%	100.0%	100.0%	100.0%	100.0%	100.0%	100.0%	100.0%	100.0%
VERY UNLIKELY (1)	182	31	43	41	57	121	50	44	43	27	63	53	54	62	116
	45.5	37.8	34.7	43.2	68.7	45.0	43.9	43.6	44.8	32.9	54.8	45.7	36.5	36.5	52.5
SOMEWHAT UNLIKELY (2)	42	10	14	10	7	32	10	8	8	12	12	7	22	20	22
	10.5	12.2	11.3	10.5	8.4	11.9	8.8	7.9	8.3	14.6	10.4	6.0	14.9	11.8	10.0
SOMEWHAT LIKELY (3)	85	21	32	21	8	59	23	22	21	21	24	24	33	44	38
	21.3	25.6	25.8	22.1	9.6	21.9	20.2	21.8	21.9	25.6	20.9	20.7	22.3	25.9	17.2
VERY LIKELY (4)	87	20	35	22	8	54	30	25	22	22	12	32	39	43	42
	21.7	24.4	28.2	23.2	9.6	20.1	26.3	24.8	22.9	26.8	10.4	27.6	26.4	25.3	19.0
DON'T KNOW	3	-	-	-	3	2	1	2	1	-	3	-	-	-	3
	.8				3.6	.7	.9	2.0	1.0		2.6				1.4
REFUSED/NO ANSWER	1	-	-	1	-	1	-	-	1	-	1	-	-	1	-
	.3			1.1		.4			1.0		.9			.6	
MEAN	2.19	2.37	2.48	2.26	1.59	2.17	2.29	2.28	2.23	2.46	1.86	2.30	2.39	2.40	2.03
STANDARD DEVIATION	1.23	1.21	1.23	1.24	1.02	1.21	1.27	1.26	1.25	1.20	1.09	1.29	1.22	1.22	1.22

Q. 191 HOW LIKELY IS IT THAT YOU WOULD VISIT AN OAKLAND COUNTY PARK WITH OTHER MEMBERS OF YOUR HOUSEHOLD OR FAMILY FOR THE FOLLOWING  
TYPE OF RECREATIONAL ACTIVITY: CROSS-COUNTRY SKIING

Q. 19J LIKELIHOOD OF FAMILY ACTIVITIES:  
NATURE PROGRAMSOAKLAND COUNTY PARKS STUDY  
PREPARED FOR  
DDB NEEDHAM WORLDWIDE &  
OAKLAND COUNTY PARKS AND RECREATION COMMISSIONNORDHAUS RESEARCH, INC.  
SEPTEMBER, 1991

	AGE					MARITAL STATUS		INCOME			COLLEGE EDUCATION			CHILDREN UNDER 18	
	TOTAL	18-30	31-44	45-59	60+	MARRIED	OTHER	<\$35K	\$35K- <\$55K	\$55K+	NONE	SOME	DEGREE	YES	NO
TOTAL	400 100.0%	82 100.0%	124 100.0%	93 100.0%	83 100.0%	269 100.0%	114 100.0%	101 100.0%	96 100.0%	82 100.0%	115 100.0%	116 100.0%	148 100.0%	170 100.0%	221 100.0%
VERY UNLIKELY (1)	111 27.8	15 18.3	19 15.3	29 30.5	39 47.0	70 26.0	33 28.9	22 21.8	16 16.7	17 20.7	41 35.7	21 18.1	39 26.4	27 15.9	80 36.2
SOMEWHAT UNLIKELY (2)	44 11.0	14 17.1	14 11.3	12 12.6	4 4.8	31 11.5	12 10.5	8 7.9	8 8.3	18 22.0	9 7.8	8 6.9	27 18.2	21 12.4	23 10.4
SOMEWHAT LIKELY (3)	118 29.5	22 26.8	46 37.1	33 34.7	16 19.3	83 30.9	33 28.9	22 21.8	39 40.6	28 34.1	34 29.6	37 31.9	43 29.1	38 34.1	59 26.7
VERY LIKELY (4)	119 29.8	30 36.6	42 33.9	21 22.1	20 24.1	80 29.7	33 28.9	43 42.6	32 33.3	19 23.2	26 22.6	49 42.2	37 25.0	61 35.9	55 24.9
DON'T KNOW	7 1.8	1 1.2	3 2.4	-	3 3.6	4 1.5	3 2.6	5 5.0	1 1.0	-	5 4.3	1 .9	1 .7	3 1.8	3 1.4
REFUSED/NO ANSWER	1 .3	-	-	-	1 1.2	1 .4	-	1 1.0	-	-	-	-	1 .7	-	1 .5
MEAN	2.63	2.83	2.92	2.48	2.22	2.66	2.59	2.91	2.92	2.60	2.41	2.99	2.53	2.92	2.41
STANDARD DEVIATION	1.19	1.12	1.04	1.14	1.29	1.17	1.20	1.21	1.04	1.06	1.21	1.11	1.14	1.06	1.22

Q. 19J HOW LIKELY IS IT THAT YOU WOULD VISIT AN OAKLAND COUNTY PARK WITH OTHER MEMBERS OF YOUR HOUSEHOLD OR FAMILY FOR THE FOLLOWING TYPE OF RECREATIONAL ACTIVITY: NATURE PROGRAMS

OAKLAND COUNTY PARKS STUDY  
 PREPARED FOR  
 DDB NEEDHAM WORLDWIDE &  
 OAKLAND COUNTY PARKS AND RECREATION COMMISSION

NORDHAUS RESEARCH, INC.  
 SEPTEMBER, 1991

	AGE					MARITAL STATUS		INCOME			COLLEGE EDUCATION			CHILDREN UNDER 18	
	TOTAL	18-30	31-44	45-59	60+	HARRIED	OTHER	<\$35K	\$35K- <\$55K	\$55K+	NONE	SOME	DEGREE	YES	NO
TOTAL	400	82	124	95	83	269	114	101	96	82	115	116	148	170	221
	100.0%	100.0%	100.0%	100.0%	100.0%	100.0%	100.0%	100.0%	100.0%	100.0%	100.0%	100.0%	100.0%	100.0%	100.0%
VERY UNLIKELY (1)	112	14	18	28	42	71	32	24	17	18	42	19	40	23	83
	28.0	17.1	14.5	29.5	50.6	26.4	28.1	23.8	17.7	22.0	36.5	16.4	27.0	13.5	37.6
SOMEWHAT UNLIKELY (2)	43	11	15	11	5	31	11	7	10	16	7	6	29	20	23
	10.7	13.4	12.1	11.6	6.0	11.5	9.6	6.9	10.4	19.5	6.1	5.2	19.6	11.8	10.4
SOMEWHAT LIKELY (3)	119	22	47	33	15	83	34	20	37	26	35	39	41	60	58
	29.8	26.8	37.9	34.7	18.1	30.9	29.8	19.8	38.5	31.7	30.4	33.6	27.7	35.3	26.2
VERY LIKELY (4)	114	33	40	22	16	78	31	43	30	21	26	50	33	62	51
	28.5	40.2	32.3	23.2	19.3	29.0	27.2	42.6	31.3	25.6	22.6	43.1	22.3	36.5	23.1
DON'T KNOW	10	2	3	1	4	4	6	5	2	1	4	2	4	4	5
	2.5	2.4	2.4	1.1	4.8	1.5	5.3	5.0	2.1	1.2	3.5	1.7	2.7	2.4	2.3
REFUSED/NO ANSWER	2	-	1	-	1	2	-	2	-	-	1	-	1	1	1
	.5		.8		1.2	.7		2.0			.9		.7	.6	.5
MEAN	2.61	2.92	2.91	2.52	2.06	2.64	2.59	2.87	2.85	2.62	2.41	3.05	2.47	2.98	2.36
STANDARD DEVIATION	1.18	1.12	1.02	1.15	1.24	1.17	1.19	1.24	1.06	1.10	1.22	1.07	1.13	1.03	1.22

Q. 19K HOW LIKELY IS IT THAT YOU WOULD VISIT AN OAKLAND COUNTY PARK WITH OTHER MEMBERS OF YOUR HOUSEHOLD OR FAMILY FOR THE FOLLOWING TYPE OF RECREATIONAL ACTIVITY: ENVIRONMENTAL PROGRAMS

OAKLAND COUNTY PARKS STUDY  
 PREPARED FOR  
 DDB NEEDHAM WORLDWIDE &  
 OAKLAND COUNTY PARKS AND RECREATION COMMISSION

NORDHAUS RESEARCH, INC.  
 SEPTEMBER, 1991

	AGE				MARITAL STATUS		INCOME			COLLEGE EDUCATION			CHILDREN UNDER 18		
	TOTAL	18-30	31-44	45-59	60+	HARRIED	OTHER	<\$35K	<\$55K	\$55K+	NONE	SOME	DEGREE	YES	NO
TOTAL	32	12	9	8	2	23	9	7	14	8	9	12	11	18	14
	100.0%	100.0%	100.0%	100.0%	100.0%	100.0%	100.0%	100.0%	100.0%	100.0%	100.0%	100.0%	100.0%	100.0%	100.0%
PICNICKING	14	1	6	5	1	12	2	2	6	5	4	4	6	7	7
	43.8	8.3	66.7	62.5	50.0	52.2	22.2	28.6	42.9	62.5	44.4	33.3	54.5	38.9	50.0
ROLLER BLADING/ ROLLER SKATING	3	2	1	-	-	2	1	-	1	1	-	3	-	2	1
	9.4	16.7	11.1	-	-	8.7	11.1	-	7.1	12.5	-	25.0	-	11.1	7.1
SLEDDING/ TOBOGGANING/ SNOWMOBILING	3	2	-	1	-	2	1	1	2	-	1	1	1	1	2
	9.4	16.7	-	12.5	-	8.7	11.1	14.3	14.3	-	11.1	8.3	9.1	5.6	14.3
ICE SKATING	2	-	-	2	-	2	-	-	1	1	-	1	1	2	-
	6.3	-	-	25.0	-	8.7	-	-	7.1	12.5	-	8.3	9.1	11.1	-
HORSEBACK RIDING	1	1	-	-	-	-	1	-	1	-	-	-	1	-	1
	3.1	8.3	-	-	-	-	11.1	-	7.1	-	-	-	9.1	-	7.1
OTHER	9	6	2	-	1	5	4	4	3	1	4	3	2	6	3
	28.1	50.0	22.2	-	50.0	21.7	44.4	57.1	21.4	12.5	44.4	25.0	18.2	33.3	21.4

Q.20 LIKELIHOOD OF INDIVIDUAL ACTIVITIES:  
(MEAN SUMMARY)

OAKLAND COUNTY PARKS STUDY  
PREPARED FOR  
DDB NEEDHAM WORLDWIDE &  
OAKLAND COUNTY PARKS AND RECREATION COMMISSION

NORDHAUS RESEARCH, INC.  
SEPTEMBER, 1991

	AGE					MARITAL STATUS		INCOME			COLLEGE EDUCATION			CHILDREN UNDER 18	
	TOTAL	18-30	31-44	45-59	60+	MARRIED	OTHER	<\$35K	\$35K- <\$55K	\$55K+	NONE	SOME	DEGREE	YES	NO
TOTAL	400	82	124	95	83	269	114	101	96	82	115	116	148	170	221
	100.0%	100.0%	100.0%	100.0%	100.0%	100.0%	100.0%	100.0%	100.0%	100.0%	100.0%	100.0%	100.0%	100.0%	100.0%
K. ENVIRONMENTAL PROGRAMS	2.17	2.54	2.29	2.16	1.75	2.15	2.29	2.53	2.25	2.16	2.06	2.53	2.03	2.40	2.03
O. BIKING	2.17	2.65	2.42	2.15	1.48	2.09	2.43	2.31	2.23	2.34	1.88	2.41	2.26	2.34	2.05
J. NATURE PROGRAMS	2.16	2.50	2.22	2.06	1.87	2.11	2.29	2.57	2.18	2.14	2.04	2.45	2.07	2.33	2.03
D. HIKING	2.10	2.22	2.35	2.12	1.63	2.05	2.24	2.20	2.16	2.27	1.74	2.36	2.18	2.26	1.97
A. SWIMMING	2.03	2.57	2.31	1.65	1.61	1.91	2.40	2.38	2.03	1.88	1.96	2.28	1.92	2.30	1.82
C. FISHING	1.90	2.16	1.97	1.84	1.73	1.87	2.04	2.10	1.96	1.79	2.04	1.89	1.83	2.06	1.79
F. GOLFING	1.87	2.05	1.89	1.98	1.57	1.82	2.02	1.67	1.84	2.26	1.67	1.77	2.13	1.87	1.88
I. CROSS-COUNTRY SKIING	1.84	2.07	2.13	1.95	1.19	1.85	1.86	1.71	1.95	2.16	1.40	1.99	2.08	2.06	1.68
B. BOATING	1.79	2.22	1.83	1.59	1.59	1.71	1.98	1.94	1.80	1.62	1.86	1.83	1.69	1.86	1.74
E. CAMPING	1.74	2.07	1.90	1.69	1.28	1.68	1.91	2.02	1.68	1.71	1.67	1.86	1.71	1.92	1.60
H. TENNIS	1.65	2.05	1.64	1.64	1.35	1.60	1.81	1.71	1.57	1.79	1.53	1.73	1.72	1.80	1.54

OAKLAND COUNTY PARKS STUDY  
 PREPARED FOR  
 DDB NEEDHAM WORLDWIDE &  
 OAKLAND COUNTY PARKS AND RECREATION COMMISSION

NORDHAUS RESEARCH, INC.  
 SEPTEMBER, 1991

	AGE				MARITAL STATUS		INCOME			COLLEGE EDUCATION			CHILDREN UNDER 18		
	TOTAL	18-30	31-44	45-59	60+	MARRIED	OTHER	< \$35K	\$35K- < \$55K	\$55K+	NONE	SOME	DEGREE	YES	NO
TOTAL	400 100.0%	82 100.0%	124 100.0%	95 100.0%	83 100.0%	269 100.0%	114 100.0%	101 100.0%	96 100.0%	82 100.0%	115 100.0%	116 100.0%	148 100.0%	170 100.0%	221 100.0%
VERY UNLIKELY (1)	213 53.3	26 31.7	50 40.3	66 69.5	59 71.1	158 58.7	43 37.7	45 44.6	49 51.0	48 58.5	66 57.4	53 45.7	81 54.7	75 44.1	134 60.6
SOMEWHAT UNLIKELY (2)	39 9.8	8 9.8	14 11.3	7 7.4	8 9.6	26 9.7	10 8.8	4 4.0	14 14.6	9 11.0	6 5.2	10 8.6	20 13.5	17 10.0	20 9.0
SOMEWHAT LIKELY (3)	63 15.7	23 28.0	26 21.0	9 9.5	9 6.0	33 12.3	30 26.3	17 16.8	12 12.5	10 12.2	21 18.3	20 17.2	20 13.5	27 15.9	35 15.8
VERY LIKELY (4)	81 20.2	25 30.5	31 25.0	12 12.6	11 13.3	50 18.6	29 25.4	33 32.7	20 20.8	14 17.1	20 17.4	33 28.4	25 16.9	49 28.8	30 13.6
DON'T KNOW	3 .8	-	2 1.6	1 1.1	-	1 .4	2 1.8	1 1.0	1 1.0	1 1.2	2 1.7	-	1 .7	1 .6	2 .9
REFUSED/NO ANSWER	1 .3	-	1 .8	-	-	1 .4	-	1 1.0	-	-	-	-	1 .7	1 .6	-
MEAN	2.03	2.57	2.31	1.65	1.61	1.91	2.40	2.38	2.03	1.88	1.96	2.28	1.92	2.30	1.82
STANDARD DEVIATION	1.23	1.22	1.25	1.09	1.07	1.21	1.24	1.35	1.22	1.18	1.21	1.30	1.17	1.30	1.13

Q. 20A HOW LIKELY WOULD YOU BE TO GO ON YOUR OWN TO A COUNTY PARK FOR THE FOLLOWING TYPE OF RECREATIONAL ACTIVITY: SWIMMING

OAKLAND COUNTY PARKS STUDY  
 PREPARED FOR  
 DDB NEEDHAM WORLDWIDE &  
 OAKLAND COUNTY PARKS AND RECREATION COMMISSION

NORDHAUS RESEARCH, INC.  
 SEPTEMBER, 1991

	AGE				MARITAL STATUS		INCOME			COLLEGE EDUCATION			CHILDREN UNDER 18		
	TOTAL	18-30	31-44	45-59	60+	MARRIED	OTHER	< \$35K	\$35K- < \$55K	\$55K+	NONE	SOME DEGREE	YES	NO	
TOTAL	400	82	124	95	83	269	114	101	96	82	119	116	148	170	221
	100.0%	100.0%	100.0%	100.0%	100.0%	100.0%	100.0%	100.0%	100.0%	100.0%	100.0%	100.0%	100.0%	100.0%	100.0%
VERY UNLIKELY (1)	248	39	71	67	59	176	61	59	58	57	72	71	93	101	142
	62.0	47.6	57.3	70.5	71.1	65.4	53.5	58.4	60.4	69.5	62.6	61.2	62.8	59.4	64.3
SOMEWHAT UNLIKELY (2)	37	7	14	7	9	26	10	6	12	7	6	12	18	17	20
	9.3	8.5	11.3	7.4	10.8	9.7	8.8	5.9	12.5	8.5	5.2	10.3	12.2	10.0	9.0
SOMEWHAT LIKELY (3)	53	15	19	12	5	28	23	15	9	8	14	15	20	20	30
	13.2	18.3	15.3	12.6	6.0	10.4	20.2	14.9	9.4	9.8	12.2	12.9	13.5	11.8	13.6
VERY LIKELY (4)	57	21	16	8	10	36	18	19	15	9	21	18	14	29	27
	14.2	25.6	12.9	8.4	12.0	13.4	15.8	18.8	15.6	11.0	18.3	15.5	9.5	17.1	12.2
DON'T KNOW	4	-	3	1	-	2	2	1	2	1	2	-	2	2	2
	1.0	-	2.4	1.1	-	.7	1.8	1.0	2.1	1.2	1.7	-	1.4	1.2	.9
REFUSED/NO ANSWER	1	-	1	-	-	1	-	1	-	-	-	-	1	1	-
	.3	-	.8	-	-	.4	-	1.0	-	-	-	-	.7	.6	-
MEAN	1.79	2.22	1.83	1.59	1.59	1.71	1.98	1.94	1.80	1.62	1.86	1.83	1.69	1.86	1.74
STANDARD DEVIATION	1.14	1.28	1.12	1.00	1.04	1.11	1.18	1.23	1.14	1.05	1.22	1.15	1.03	1.18	1.10

Q.208 HOW LIKELY WOULD YOU BE TO GO ON YOUR OWN TO A COUNTY PARK FOR THE FOLLOWING TYPE OF RECREATIONAL ACTIVITY: BOATING



Q 20C LIKELIHOOD OF INDIVIDUAL ACTIVITIES  
FISHINGOAKLAND COUNTY PARKS STUDY  
PREPARED FOR  
DDB NEEDHAM WORLDWIDE &  
OAKLAND COUNTY PARKS AND RECREATION COMMISSIONNORDHAUS RESEARCH, INC.  
SEPTEMBER, 1991

	AGE					MARITAL STATUS		INCOME			COLLEGE EDUCATION			CHILDREN UNDER 18	
	TOTAL	18-30	31-44	45-59	60+	MARRIED	OTHER	<\$35K	\$35K- <\$55K	\$55K+	NONE	SOME	DEGREE	YES	NO
TOTAL	400	82	124	95	83	269	114	101	96	82	119	116	148	170	221
	100.0%	100.0%	100.0%	100.0%	100.0%	100.0%	100.0%	100.0%	100.0%	100.0%	100.0%	100.0%	100.0%	100.0%	100.0%
VERY UNLIKELY (1)	235	40	67	60	54	162	60	56	52	51	64	71	86	88	141
	58.8	48.8	54.0	63.2	65.1	60.2	52.6	55.4	54.2	62.2	55.7	61.2	58.1	51.8	63.8
SOMEWHAT UNLIKELY (2)	34	7	13	5	9	24	9	3	12	7	7	9	17	18	16
	8.5	8.5	10.5	5.3	10.8	8.9	7.9	3.0	12.5	8.5	6.1	7.8	11.5	10.6	7.2
SOMEWHAT LIKELY (3)	56	17	17	13	8	33	22	14	12	12	16	14	23	24	30
	14.0	20.7	13.7	13.7	9.6	12.3	19.3	13.9	12.5	14.6	13.9	12.1	15.5	14.1	13.6
VERY LIKELY (4)	70	18	23	16	12	47	21	26	18	11	26	22	19	37	32
	17.5	22.0	18.5	16.8	14.5	17.5	18.4	25.7	18.8	13.4	22.6	19.0	12.8	21.8	14.5
DON'T KNOW	4	-	3	1	-	2	2	1	2	1	2	-	2	2	2
	1.0	-	2.4	1.1	-	.7	1.8	1.0	2.1	1.2	1.7	-	1.4	1.2	.9
REFUSED/NO ANSWER	1	-	1	-	-	1	-	1	-	-	-	-	1	1	-
	.3	-	.8	-	-	.4	-	1.0	-	-	-	-	.7	.6	-
MEAN	1.90	2.16	1.97	1.84	1.73	1.87	2.04	2.10	1.96	1.79	2.04	1.89	1.83	2.06	1.79
STANDARD DEVIATION	1.20	1.24	1.21	1.20	1.12	1.19	1.22	1.32	1.20	1.13	1.28	1.22	1.12	1.25	1.15

Q. 20C HOW LIKELY WOULD YOU BE TO GO ON YOUR OWN TO A COUNTY PARK FOR THE FOLLOWING TYPE OF RECREATIONAL ACTIVITY: FISHING

OAKLAND COUNTY PARKS STUDY  
 PREPARED FOR  
 DDB NEEDHAM WORLDWIDE &  
 OAKLAND COUNTY PARKS AND RECREATION COMMISSION

NORDHAUS RESEARCH, INC.  
 SEPTEMBER, 1991

	AGE					MARITAL STATUS		INCOME			COLLEGE EDUCATION			CHILDREN UNDER 18	
	TOTAL	18-30	31-44	45-59	60+	MARRIED	OTHER	<\$35K	\$35K- <\$55K	\$55K+	NONE	SOME DEGREE	YES	NO	
TOTAL	400 100.0%	82 100.0%	124 100.0%	95 100.0%	83 100.0%	269 100.0%	114 100.0%	101 100.0%	96 100.0%	82 100.0%	115 100.0%	116 100.0%	148 100.0%	170 100.0%	221 100.0%
VERY UNLIKELY (1)	204 51.0	39 47.6	50 40.3	49 51.6	55 66.3	141 52.4	52 45.6	50 49.5	46 47.9	39 47.6	75 65.2	50 43.1	66 44.6	76 44.7	123 55.7
SOMEWHAT UNLIKELY (2)	30 7.5	5 6.1	10 8.1	3 3.2	11 13.3	21 7.8	8 7.0	5 5.0	8 8.3	3 3.7	5 4.3	7 6.0	17 11.5	13 7.6	17 7.7
SOMEWHAT LIKELY (3)	82 20.5	19 23.2	31 25.0	24 25.3	7 8.4	57 21.2	23 20.2	18 17.8	21 21.9	17 20.7	18 15.7	26 22.4	35 23.6	38 22.4	42 19.0
VERY LIKELY (4)	80 20.0	19 23.2	31 25.0	18 18.9	9 10.8	49 18.2	28 24.6	26 25.7	20 20.8	22 26.8	14 12.2	33 28.4	29 19.6	41 24.1	37 16.7
DON'T KNOW	4 1.0	-	2 1.6	1 1.1	1 1.2	1 .4	3 2.6	2 2.0	1 1.0	1 1.2	3 2.6	-	1 .7	2 1.2	2 .9
REFUSED/NO ANSWER	-	-	-	-	-	-	-	-	-	-	-	-	-	-	-
MEAN	2.10	2.22	2.35	2.12	1.63	2.05	2.24	2.20	2.16	2.27	1.74	2.36	2.18	2.26	1.97
STANDARD DEVIATION	1.23	1.26	1.25	1.24	1.03	1.21	1.27	1.30	1.23	1.31	1.12	1.29	1.20	1.26	1.20

Q.20D HOW LIKELY WOULD YOU BE TO GO ON YOUR OWN TO A COUNTY PARK FOR THE FOLLOWING TYPE OF RECREATIONAL ACTIVITY: HIKING

OAKLAND COUNTY PARKS STUDY  
PREPARED FOR  
DDB NEEDHAM WORLDWIDE &  
OAKLAND COUNTY PARKS AND RECREATION COMMISSION

NORDHAUS RESEARCH, INC.  
SEPTEMBER, 1991

	AGE					MARITAL STATUS		INCOME			COLLEGE EDUCATION			CHILDREN UNDER 18	
	TOTAL	18-30	31-44	45-59	60+	MARRIED	OTHER	<\$35K	\$35K- <\$55K	\$55K+	NONE	SOME DEGREE	YES	NO	
TOTAL	400	82	124	95	83	269	114	101	96	82	119	116	148	170	221
	100.0%	100.0%	100.0%	100.0%	100.0%	100.0%	100.0%	100.0%	100.0%	100.0%	100.0%	100.0%	100.0%	100.0%	100.0%
VERY UNLIKELY (1)	261	43	71	66	69	183	66	57	63	55	78	73	95	100	155
	65.3	52.4	57.3	69.5	83.1	68.0	57.9	56.4	67.7	67.1	67.8	62.9	64.2	58.8	70.1
SOMEWHAT UNLIKELY (2)	30	7	12	1	8	19	9	3	9	4	5	5	18	13	16
	7.5	8.5	9.7	1.1	9.6	7.1	7.9	3.0	9.4	4.9	4.3	4.3	12.2	7.6	7.2
SOMEWHAT LIKELY (3)	49	15	15	15	3	31	16	17	7	10	19	15	13	22	26
	12.3	18.3	12.1	15.8	3.6	11.5	14.0	16.8	7.3	12.2	16.5	12.9	8.8	12.9	11.8
VERY LIKELY (4)	54	17	22	11	3	33	20	21	14	11	11	21	20	32	21
	13.5	20.7	17.7	11.6	3.6	12.3	17.5	20.8	14.6	13.4	9.6	18.1	13.5	18.8	9.5
DON'T KNOW	3	-	2	1	-	1	2	1	1	1	2	-	1	1	2
	.8		1.6	1.1		.4	1.8	1.0	1.0	1.2	1.7		.7	.6	.9
REFUSED/NO ANSWER	3	-	2	1	-	2	1	2	-	1	-	2	1	2	1
	.8		1.6	1.1		.7	.9	2.0		1.2		1.7	.7	1.2	.5
MEAN	1.74	2.07	1.90	1.69	1.28	1.68	1.91	2.02	1.68	1.71	1.67	1.86	1.71	1.92	1.60
STANDARD DEVIATION	1.12	1.24	1.20	1.12	.70	1.09	1.20	1.27	1.12	1.13	1.07	1.22	1.10	1.22	1.03

Q. 20E HOW LIKELY WOULD YOU BE TO GO ON YOUR OWN TO A COUNTY PARK FOR THE FOLLOWING TYPE OF RECREATIONAL ACTIVITY: CAMPING

OAKLAND COUNTY PARKS STUDY  
 PREPARED FOR  
 DDB NEEDHAM WORLDWIDE &  
 OAKLAND COUNTY PARKS AND RECREATION COMMISSION

NORDHAUS RESEARCH, INC.  
 SEPTEMBER, 1991

	AGE				MARITAL STATUS		INCOME			COLLEGE EDUCATION			CHILDREN UNDER 18		
	TOTAL	18-30	31-44	45-59	60+	MARRIED	OTHER	<\$35K	\$35K- <\$55K	\$55K+	NONE	SOME	DEGREE	YES	NO
TOTAL	400	82	124	95	83	269	114	101	96	82	119	116	148	170	221
	100.0%	100.0%	100.0%	100.0%	100.0%	100.0%	100.0%	100.0%	100.0%	100.0%	100.0%	100.0%	100.0%	100.0%	100.0%
VERY UNLIKELY (1)	243	44	72	55	61	171	61	70	59	38	78	76	76	101	136
	60.8	53.7	58.1	57.9	73.5	63.6	53.5	69.3	61.5	46.3	67.8	65.5	51.4	59.4	61.5
SOMEWHAT UNLIKELY (2)	29	5	11	6	6	19	8	5	9	4	7	7	12	16	12
	7.2	6.1	8.9	6.3	7.2	7.1	7.0	5.0	9.4	4.9	6.1	6.0	8.1	9.4	5.4
SOMEWHAT LIKELY (3)	55	16	17	13	7	31	21	11	10	17	13	15	23	23	31
	13.8	19.5	13.7	13.7	8.4	11.5	18.4	10.9	10.4	20.7	11.3	12.9	15.5	13.5	14.0
VERY LIKELY (4)	68	16	21	20	9	46	21	13	17	21	14	17	36	28	39
	17.0	19.5	16.9	21.1	10.8	17.1	18.4	12.9	17.7	25.6	12.2	14.7	24.3	16.5	17.6
DON'T KNOW	4	-	3	1	-	2	2	1	1	2	3	-	1	2	2
	1.0	-	2.4	1.1	-	.7	1.8	1.0	1.0	2.4	2.6	-	.7	1.2	.9
REFUSED/NO ANSWER	1	1	-	-	-	-	1	1	-	-	-	1	-	-	1
	.3	1.2	-	-	-	-	.9	1.0	-	-	-	.9	-	-	.5
MEAN	1.87	2.05	1.89	1.98	1.57	1.82	2.02	1.67	1.84	2.26	1.67	1.77	2.13	1.87	1.88
STANDARD DEVIATION	1.19	1.24	1.19	1.25	1.03	1.19	1.22	1.11	1.19	1.29	1.10	1.15	1.28	1.18	1.21

Q. 20F HOW LIKELY WOULD YOU BE TO GO ON YOUR OWN TO A COUNTY PARK FOR THE FOLLOWING TYPE OF RECREATIONAL ACTIVITY: GOLFING

OAKLAND COUNTY PARKS STUDY  
 PREPARED FOR  
 DDB NEEDHAM WORLDWIDE &  
 OAKLAND COUNTY PARKS AND RECREATION COMMISSION

NORDHAUS RESEARCH, INC.  
 SEPTEMBER, 1991

	AGE				MARITAL STATUS		INCOME			COLLEGE EDUCATION			CHILDREN UNDER 18		
	TOTAL	18-30	31-44	45-59	60+	HARRIED	OTHER	<\$35K	\$35K- <\$55K	\$55K+	NONE	SOME	DEGREE	YES	NO
TOTAL	400	82	124	95	83	269	114	101	96	82	115	116	148	170	221
	100.0%	100.0%	100.0%	100.0%	100.0%	100.0%	100.0%	100.0%	100.0%	100.0%	100.0%	100.0%	100.0%	100.0%	100.0%
VERY UNLIKELY (1)	190	24	44	46	63	133	45	47	44	32	69	44	63	69	115
	47.5	29.3	35.5	48.4	75.9	49.4	39.5	46.5	45.8	39.0	60.0	37.9	42.6	40.6	52.0
SOMEWHAT UNLIKELY (2)	32	7	12	6	7	23	8	3	9	7	6	9	16	13	19
	8.0	8.5	9.7	6.3	8.4	8.6	7.0	3.0	9.4	8.5	5.2	7.8	10.8	7.6	8.6
SOMEWHAT LIKELY (3)	88	25	35	22	6	62	25	20	18	23	21	33	33	44	44
	22.0	30.5	28.2	23.2	7.2	23.0	21.9	19.8	18.8	28.0	18.3	28.4	22.3	25.9	19.9
VERY LIKELY (4)	85	26	30	19	7	48	34	29	24	18	17	29	34	41	41
	21.3	31.7	24.2	20.0	8.4	17.8	29.8	28.7	25.0	22.0	14.8	25.0	23.0	24.1	18.6
DON'T KNOW	3	-	2	1	-	1	2	1	1	1	2	-	1	1	2
	.8		1.6	1.1		.4	1.8	1.0	1.0	1.2	1.7		.7	.6	.9
REFUSED/NO ANSWER	2	-	1	1	-	2	-	1	-	1	-	1	1	2	-
	.5		.8	1.1		.7		1.0		1.2		.9	.7	1.2	
MEAN	2.17	2.65	2.42	2.15	1.48	2.09	2.43	2.31	2.23	2.34	1.88	2.41	2.26	2.34	2.05
STANDARD DEVIATION	1.24	1.20	1.21	1.24	.95	1.20	1.29	1.32	1.27	1.21	1.18	1.23	1.23	1.24	1.21

Q. 200 HOW LIKELY WOULD YOU BE TO GO ON YOUR OWN TO A COUNTY PARK FOR THE FOLLOWING TYPE OF RECREATIONAL ACTIVITY: BIKING

OAKLAND COUNTY PARKS STUDY  
 PREPARED FOR  
 DDB NEEDHAM WORLDWIDE &  
 OAKLAND COUNTY PARKS AND RECREATION COMMISSION

NORDHAUS RESEARCH, INC.  
 SEPTEMBER, 1991

	AGE					MARITAL STATUS		INCOME			COLLEGE EDUCATION			CHILDREN UNDER 18	
	TOTAL	18-30	31-44	45-59	60+	HARRIED	OTHER	<\$35K	\$35K- <\$55K	\$55K+	NONE	SOME	DEGREE	YES	NO
TOTAL	400 100.0%	82 100.0%	124 100.0%	95 100.0%	83 100.0%	269 100.0%	114 100.0%	101 100.0%	96 100.0%	82 100.0%	115 100.0%	116 100.0%	148 100.0%	170 100.0%	221 100.0%
VERY UNLIKELY (1)	266 66.5	43 52.4	77 62.1	67 70.5	65 78.3	183 68.0	69 60.5	65 64.4	65 67.7	51 62.2	83 72.2	74 63.8	92 62.2	102 60.0	157 71.0
SOMEWHAT UNLIKELY (2)	36 9.0	6 7.3	15 12.1	6 6.3	9 10.8	27 10.0	8 7.0	5 5.0	14 14.6	7 8.5	9 7.8	9 7.8	17 11.5	17 10.0	19 8.6
SOMEWHAT LIKELY (3)	53 13.2	19 23.2	22 17.7	9 9.5	2 2.4	32 11.9	20 17.5	17 16.8	8 8.3	12 14.6	12 10.4	19 16.4	20 13.5	27 15.9	25 11.3
VERY LIKELY (4)	38 9.5	14 17.1	6 4.8	12 12.6	5 6.0	23 8.6	14 12.3	10 9.9	8 8.3	11 13.4	9 7.8	12 10.3	16 10.8	21 12.4	16 7.2
DON'T KNOW	4 1.0	-	2 1.6	1 1.1	1 1.2	1 .4	3 2.6	2 2.0	1 1.0	1 1.2	2 1.7	1 .9	1 .7	1 .6	3 1.4
REFUSED/NO ANSWER	3 .8	-	2 1.6	-	1 1.2	3 1.1	-	2 2.0	-	-	-	1 .9	2 1.4	2 1.2	1 .5
MEAN	1.65	2.05	1.64	1.64	1.35	1.60	1.81	1.71	1.57	1.79	1.53	1.73	1.72	1.80	1.54
STANDARD DEVIATION	1.04	1.20	.95	1.09	.80	1.00	1.13	1.08	.96	1.13	.97	1.08	1.07	1.11	.96

Q.20H HOW LIKELY WOULD YOU BE TO GO ON YOUR OWN TO A COUNTY PARK FOR THE FOLLOWING TYPE OF RECREATIONAL ACTIVITY: TENNIS

Q. 201 LIKELIHOOD OF INDIVIDUAL ACTIVITIES  
CROSS-COUNTRY SKIING

OAKLAND COUNTY PARKS STUDY  
PREPARED FOR  
DDB NEEDHAM WORLDWIDE &  
OAKLAND COUNTY PARKS AND RECREATION COMMISSION

NORDHAUS RESEARCH, INC.  
SEPTEMBER, 1991

	AGE					MARITAL STATUS		INCOME			COLLEGE EDUCATION			CHILDREN UNDER 18	
	TOTAL	18-30	31-44	45-59	60+	MARRIED	OTHER	<\$35K	\$35K- <\$55K	\$55K+	NONE	SOME	DEGREE	YES	NO
TOTAL	400	82	124	95	83	269	114	101	96	82	119	116	148	170	221
	100.0%	100.0%	100.0%	100.0%	100.0%	100.0%	100.0%	100.0%	100.0%	100.0%	100.0%	100.0%	100.0%	100.0%	100.0%
VERY UNLIKELY (1)	242	41	60	53	73	161	68	67	53	40	87	65	75	84	151
	60.5	50.0	48.4	55.8	88.0	59.9	59.6	66.3	55.2	48.8	73.7	56.0	50.7	49.4	68.3
SOMEWHAT UNLIKELY (2)	33	9	11	6	7	22	10	5	10	7	11	7	14	18	15
	8.3	11.0	8.9	6.3	8.4	8.2	8.8	5.0	10.4	8.5	9.6	6.0	9.5	10.6	6.8
SOMEWHAT LIKELY (3)	59	15	24	20	-	44	14	16	16	13	11	24	23	34	25
	14.8	18.3	19.4	21.1	-	16.4	12.3	15.8	16.7	15.9	9.6	20.7	15.5	20.0	11.3
VERY LIKELY (4)	60	16	26	14	3	39	19	11	16	20	4	20	32	30	28
	15.0	19.5	21.0	14.7	3.6	14.5	16.7	10.9	16.7	24.4	3.5	17.2	21.6	17.6	12.7
DON'T KNOW	3	-	2	1	-	1	2	1	1	1	2	-	1	1	2
	.8	-	1.6	1.1	-	.4	1.8	1.0	1.0	1.2	1.7	-	.7	.6	.9
REFUSED/NO ANSWER	3	1	1	1	-	2	1	1	-	1	-	-	3	3	-
	.8	1.2	.8	1.1	-	.7	.9	1.0	-	1.2	-	-	2.0	1.8	-
MEAN	1.84	2.07	2.13	1.95	1.19	1.85	1.86	1.71	1.95	2.16	1.40	1.99	2.08	2.06	1.68
STANDARD DEVIATION	1.16	1.21	1.24	1.18	.61	1.16	1.18	1.09	1.18	1.28	.80	1.21	1.25	1.20	1.10

Q. 201 HOW LIKELY WOULD YOU BE TO GO ON YOUR OWN TO A COUNTY PARK FOR THE FOLLOWING TYPE OF RECREATIONAL ACTIVITY: CROSS-COUNTRY SKIING

OAKLAND COUNTY PARKS STUDY  
 PREPARED FOR  
 DDB NEEDHAM WORLDWIDE &  
 OAKLAND COUNTY PARKS AND RECREATION COMMISSION

NORDHAUS RESEARCH, INC.  
 SEPTEMBER, 1991

	AGE				MARITAL STATUS		INCOME			COLLEGE EDUCATION			CHILDREN UNDER 18		
	TOTAL	18-30	31-44	45-59	60+	MARRIED	OTHER	<\$35K	\$35K- <\$55K	\$55K+	NONE	SOME	DEGREE	YES	NO
TOTAL	400	82	124	95	83	269	114	101	96	82	115	116	148	170	221
	100.0%	100.0%	100.0%	100.0%	100.0%	100.0%	100.0%	100.0%	100.0%	100.0%	100.0%	100.0%	100.0%	100.0%	100.0%
VERY UNLIKELY (1)	185	27	53	46	49	129	46	37	41	35	59	43	69	66	114
	46.3	32.9	42.7	48.4	59.0	48.0	40.4	36.6	42.7	42.7	51.3	37.1	46.6	38.8	51.6
SOMEWHAT UNLIKELY (2)	46	10	15	12	8	32	12	4	14	14	8	10	26	23	22
	11.5	12.2	12.1	12.6	9.6	11.9	10.5	4.0	14.6	17.1	7.0	8.6	17.6	13.5	10.0
SOMEWHAT LIKELY (3)	81	22	26	20	12	51	29	21	22	18	26	31	23	37	44
	20.2	26.8	21.0	21.1	14.5	19.0	25.4	20.8	22.9	22.0	22.6	26.7	15.5	21.8	19.9
VERY LIKELY (4)	83	23	27	16	13	54	25	36	18	14	19	32	28	42	38
	20.8	28.0	21.8	16.8	15.7	20.1	21.9	35.6	18.8	17.1	16.5	27.6	18.9	24.7	17.2
DON'T KNOW	4	-	2	1	1	2	2	2	1	1	3	-	1	1	3
	1.0	-	1.6	1.1	1.2	.7	1.8	2.0	1.0	1.2	2.6	-	.7	.6	1.4
REFUSED/NO ANSWER	1	-	1	-	-	1	-	1	-	-	-	-	1	1	-
	.3	-	.8	-	-	.4	-	1.0	-	-	-	-	.7	.6	-
MEAN	2.16	2.50	2.22	2.06	1.87	2.11	2.29	2.57	2.18	2.14	2.04	2.45	2.07	2.33	2.03
STANDARD DEVIATION	1.22	1.21	1.22	1.17	1.17	1.21	1.21	1.32	1.18	1.15	1.20	1.24	1.18	1.23	1.19

Q. 20J HOW LIKELY WOULD YOU BE TO GO ON YOUR OWN TO A COUNTY PARK FOR THE FOLLOWING TYPE OF RECREATIONAL ACTIVITY: NATURE PROGRAMS



Q 20K LIKELIHOOD OF INDIVIDUAL ACTIVITIES  
ENVIRONMENTAL PROGRAMSOAKLAND COUNTY PARKS STUDY  
PREPARED FOR  
DDB NEEDHAM WORLDWIDE &  
OAKLAND COUNTY PARKS AND RECREATION COMMISSIONNORDHAUS RESEARCH, INC.  
SEPTEMBER, 1991

	AGE					MARITAL STATUS		INCOME			COLLEGE EDUCATION			CHILDREN UNDER 18	
	TOTAL	18-30	31-44	45-59	60+	MARRIED	OTHER	<\$35K	\$35K- <\$55K	\$55K+	NONE	SOME DEGREE	YES	NO	
TOTAL	400	82	124	95	83	269	114	101	96	82	115	116	148	170	221
	100.0%	100.0%	100.0%	100.0%	100.0%	100.0%	100.0%	100.0%	100.0%	100.0%	100.0%	100.0%	100.0%	100.0%	100.0%
VERY UNLIKELY (1)	183	27	49	44	52	125	47	37	40	35	58	40	72	61	115
	45.8	32.9	39.5	46.3	62.7	46.5	41.2	36.6	41.7	42.7	50.4	34.5	48.6	35.9	52.0
SOMEWHAT UNLIKELY (2)	39	7	14	9	8	30	7	3	11	12	6	8	23	20	18
	9.8	8.5	11.3	9.5	9.6	11.2	6.1	3.0	11.5	14.6	5.2	6.9	15.5	11.8	8.1
SOMEWHAT LIKELY (3)	94	25	32	21	15	57	36	29	24	18	33	35	25	44	50
	23.5	30.5	25.8	22.1	18.1	21.2	31.6	28.7	25.0	22.0	28.7	30.2	16.9	25.9	22.6
VERY LIKELY (4)	79	23	26	19	8	54	22	30	20	15	16	33	26	42	36
	19.8	28.0	21.0	20.0	9.6	20.1	19.3	29.7	20.8	18.3	13.9	28.4	17.6	24.7	16.3
DON'T KNOW	3	-	2	1	-	1	2	1	1	1	2	-	1	1	2
	.8		1.6	1.1		.4	1.8	1.0	1.0	1.2	1.7		.7	.6	.9
REFUSED/NO ANSWER	2	-	1	1	-	2	-	1	-	1	-	-	1	2	-
	.5		.8	1.1		.7		1.0		1.2			.7	1.2	
MEAN	2.17	2.54	2.29	2.16	1.75	2.15	2.29	2.53	2.25	2.16	2.06	2.53	2.03	2.40	2.03
STANDARD DEVIATION	1.21	1.21	1.20	1.22	1.06	1.21	1.20	1.27	1.20	1.18	1.17	1.23	1.17	1.21	1.19

Q. 20K HOW LIKELY WOULD YOU BE TO GO ON YOUR OWN TO A COUNTY PARK FOR THE FOLLOWING TYPE OF RECREATIONAL ACTIVITY: ENVIRONMENTAL PROGRAMS

OAKLAND COUNTY PARKS STUDY  
 PREPARED FOR  
 DDB NEEDHAM WORLDWIDE &  
 OAKLAND COUNTY PARKS AND RECREATION COMMISSION

NORDHAUS RESEARCH, INC.  
 SEPTEMBER, 1991

	AGE				MARITAL STATUS		INCOME			COLLEGE EDUCATION			CHILDREN UNDER 18		
	TOTAL	18-30	31-44	45-59	60+	MARRIED	OTHER	<\$35K	\$35K- <\$55K	\$55K+	NONE	SOME	DEGREE	YES	NO
TOTAL	20	7	5	7	1	14	6	5	8	5	7	7	6	10	10
	100.0%	100.0%	100.0%	100.0%	100.0%	100.0%	100.0%	100.0%	100.0%	100.0%	100.0%	100.0%	100.0%	100.0%	100.0%
PICNICKING	5	-	2	3	-	4	1	-	4	1	3	-	2	2	3
	25.0		40.0	42.9		28.6	16.7		50.0	20.0	42.9		33.3	20.0	30.0
ROLLER BLADING/ ROLLER SKATING	3	2	1	-	-	2	1	-	1	1	-	3	-	2	1
	15.0	28.6	20.0			14.3	16.7		12.5	20.0		42.9		20.0	10.0
BASEBALL	2	1	-	1	-	1	1	1	-	1	1	1	-	2	-
	10.0	14.3		14.3		7.1	16.7	20.0		20.0	14.3	14.3		20.0	
BLEDDING/ TOBOGGANING/ SNOWMOBILING	2	1	-	1	-	1	1	1	1	-	1	-	1	-	2
	10.0	14.3		14.3		7.1	16.7	20.0	12.5		14.3		16.7		20.0
OTHER	8	3	2	2	1	6	2	3	2	2	2	3	3	4	4
	40.0	42.9	40.0	28.6	100.0	42.9	33.3	60.0	25.0	40.0	28.6	42.9	50.0	40.0	40.0

OAKLAND COUNTY PARKS STUDY  
 PREPARED FOR  
 ODB NEEDHAM WORLDWIDE &  
 OAKLAND COUNTY PARKS AND RECREATION COMMISSION

NORDHAUS RESEARCH, INC.  
 SEPTEMBER, 1991

	AGE					MARITAL STATUS		INCOME			COLLEGE EDUCATION			CHILDREN UNDER 18	
	TOTAL	18-30	31-44	45-59	60+	MARRIED	OTHER	<\$35K	\$35K- <\$55K	\$55K+	NONE	SOME	DEGREE	YES	NO
	100.0%	100.0%	100.0%	100.0%	100.0%	100.0%	100.0%	100.0%	100.0%	100.0%	100.0%	100.0%	100.0%	100.0%	100.0%
TOTAL	400	82	124	93	83	269	114	101	96	82	115	116	148	170	221
PICNICKING	46	7	15	9	13	29	15	9	11	11	11	12	21	17	28
BASEBALL/SOFTBALL	10	2	4	3	1	5	5	2	4	3	3	1	6	5	5
VOLLEYBALL	10	5	2	3	-	4	5	6	2	-	2	6	2	5	5
FACILITIES FOR FAMILY REUNIONS	7	-	1	3	2	4	2	1	1	2	3	2	2	3	4
CONCERTS	6	1	2	1	2	6	-	1	1	-	-	3	3	-	5
SLEDDING/ TOBOGGANING/ SNOWMOBILING	6	1	1	1	1	5	1	1	-	3	2	1	2	3	3
NEED MORE PLAYGROUND EQUIPMENT	5	2	2	1	-	4	1	-	3	1	1	2	2	4	1
RIFLE RANGE	4	-	4	-	-	3	1	2	2	-	3	-	1	2	2
WAVEPOOL/WATERSLIDE	4	-	3	1	-	4	-	-	2	2	-	1	3	4	-
ARCHERY	3	1	1	1	-	3	-	-	2	1	1	1	1	2	1
BASKETBALL	3	2	-	1	-	1	2	1	-	-	1	1	1	1	2

Continued

OAKLAND COUNTY PARKS STUDY  
 PREPARED FOR  
 DDB NEEDHAM WORLDWIDE &  
 OAKLAND COUNTY PARKS AND RECREATION COMMISSION

NORDHAUS RESEARCH, INC.  
 SEPTEMBER, 1991

	AGE				MARITAL STATUS		INCOME			COLLEGE EDUCATION			CHILDREN UNDER 18		
	TOTAL	18-30	31-44	45-59	60+	MARRIED	OTHER	<\$35K	\$35K- <\$55K	\$55K+	NONE	SOME	DEGREE	YES	NO
HORSEBACK RIDING	3 .8	-	1 .8	2 2.1	-	3 1.1	-	1 1.0	-	1 1.2	2 1.7	-	1 .7	2 1.2	1 .5
FACILITIES FOR WEDDINGS/WEDDING RECEPTION	3 .8	-	-	2 2.1	1 1.2	2 .7	-	1 1.0	-	1 1.2	1 .9	1 .9	1 .7	2 1.2	1 .5
RUNNING/HIKING TRAILS	3 .8	1 1.2	1 .8	-	1 1.2	1 .4	2 1.8	-	-	3 3.7	-	1 .9	2 1.4	-	3 1.4
SOCCER	2 .5	1 1.2	-	1 1.1	-	2 .7	-	1 1.0	-	1 1.2	-	1 .9	1 .7	2 1.2	-
GOLF	2 .5	-	1 .8	1 1.1	-	2 .7	-	1 1.0	-	-	1 .9	-	1 .7	1 .6	1 .5
FRISBEE	2 .5	-	1 .8	1 1.1	-	2 .7	-	1 1.0	-	-	1 .9	-	1 .7	1 .6	1 .5
BARBEQUE'S/COOKOUT FACILITIES	2 .5	1 1.2	1 .8	-	-	1 .4	1 .9	1 1.0	1 1.0	-	1 .9	1 .9	-	2 1.2	-
NOTHING/NONE	260 65.0	49 59.8	78 62.9	61 64.2	62 74.7	169 62.8	77 67.5	67 66.3	61 63.5	47 57.3	79 68.7	71 61.2	93 62.8	101 59.4	152 68.8
OTHER	27 6.8	8 9.8	8 6.5	7 7.4	4 4.8	20 7.4	7 6.1	9 8.9	9 5.2	9 11.0	9 4.3	12 10.3	9 6.1	15 8.8	12 5.4
DON'T KNOW	19 4.8	7 8.5	4 3.2	6 6.3	1 1.2	15 5.6	4 3.5	4 4.0	5 5.2	5 6.1	6 5.2	7 6.0	5 3.4	10 5.9	9 4.1
REFUSED/NO ANSWER	6 1.5	1 1.2	3 2.4	-	1 1.2	4 1.5	2 1.8	1 1.0	4 4.2	-	-	2 1.7	4 2.7	4 2.4	2 .9

Continued

OAKLAND COUNTY PARKS STUDY  
 PREPARED FOR  
 DDB NEEDHAM WORLDWIDE &  
 OAKLAND COUNTY PARKS AND RECREATION COMMISSION

NORDHAUS RESEARCH, INC.  
 SEPTEMBER, 1991

TOTAL	AGE				MARITAL STATUS		INCOME			COLLEGE EDUCATION			CHILDREN UNDER 18	
	18-30	31-44	45-59	60+	MARRIED	OTHER	<\$35K	\$35K- <\$55K	\$55K+	NONE	SOME	DEGREE	YES	NO

Q. 21 ARE THERE ANY OTHER TYPES OF ACTIVITIES THAT YOU OR MEMBERS OF YOUR FAMILY WOULD BE LIKELY TO USE AT A COUNTY PARK THAT I HAVEN'T MENTIONED?

Q 22 PREFERENCE FOR TRADITIONAL/  
UNIQUE ACTIVITIESOAKLAND COUNTY PARKS STUDY  
PREPARED FOR  
DDB NEEDHAM WORLDWIDE &  
OAKLAND COUNTY PARKS AND RECREATION COMMISSIONNORDHAUS RESEARCH, INC.  
SEPTEMBER, 1991

	AGE					MARITAL STATUS		INCOME			COLLEGE EDUCATION			CHILDREN UNDER 18	
	TOTAL	18-30	31-44	45-59	60+	MARRIED	OTHER	<\$35K	\$35K- <\$55K	\$55K+	NONE	SOME	DEGREE	YES	NO
TOTAL	400	82	124	95	83	269	114	101	96	82	115	116	148	170	221
	100.0%	100.0%	100.0%	100.0%	100.0%	100.0%	100.0%	100.0%	100.0%	100.0%	100.0%	100.0%	100.0%	100.0%	100.0%
TRADITIONAL ACTIVITIES	226	49	72	49	48	144	77	61	57	47	55	75	90	94	129
	56.5	59.8	58.1	51.6	57.8	53.5	67.5	60.4	59.4	57.3	47.8	64.7	60.8	55.3	58.4
UNIQUE ACTIVITIES	110	29	41	33	4	81	24	22	31	29	35	35	36	66	43
	27.5	35.4	33.1	34.7	4.8	30.1	21.1	21.8	32.3	35.4	30.4	30.2	24.3	38.8	19.5
DON'T KNOW	59	4	11	12	27	40	12	17	7	6	22	5	21	9	45
	14.8	4.9	8.9	12.6	32.5	14.9	10.5	16.8	7.3	7.3	19.1	4.3	14.2	5.3	20.4
REFUSED/NO ANSWER	5	-	-	1	4	4	1	1	1	-	3	1	1	1	4
	1.3			1.1	4.8	1.5	.9	1.0	1.0		2.6	.9	.7	.6	1.8

Q. 22 FOR YOUR OWN HOUSEHOLD WOULD IT BE MORE IMPORTANT TO HAVE ACCESS TO TRADITIONAL RECREATIONAL ACTIVITIES SUCH AS CAMPING, HIKING, AND SWIMMING, OR WOULD IT BE MORE IMPORTANT TO HAVE ACCESS TO UNIQUE RECREATIONAL OPPORTUNITIES SUCH AS A WAVEPOOL, WATERSLIDES, OR TOBOGGAN RUNS?

OAKLAND COUNTY PARKS STUDY  
 PREPARED FOR  
 DDB NEEDHAM WORLDWIDE &  
 OAKLAND COUNTY PARKS AND RECREATION COMMISSION

NORDHAUS RESEARCH, INC.  
 SEPTEMBER, 1991

	AGE					MARITAL STATUS		INCOME			COLLEGE EDUCATION			CHILDREN UNDER 18	
	TOTAL	18-30	31-44	45-59	60+	MARRIED	OTHER	<\$35K	\$35K-	>\$55K+	NONE	SOME	DEGREE	YES	NO
								<\$35K	<\$35K	\$55K+	NONE	SOME	DEGREE	YES	NO
TOTAL	400	82	124	95	83	269	114	101	96	82	115	116	148	170	221
	100.0%	100.0%	100.0%	100.0%	100.0%	100.0%	100.0%	100.0%	100.0%	100.0%	100.0%	100.0%	100.0%	100.0%	100.0%
A) TO MAINTAIN AND DEVELOP FACILITIES ON EXISTING PROPERTY	164	28	57	42	30	113	45	33	36	38	41	45	69	73	86
	41.0	34.1	46.0	44.2	36.1	42.0	39.5	32.7	37.5	46.3	35.7	38.8	46.6	42.9	38.9
C) TO BUY MORE PROPERTY FOR THE PROTECTION OF WILDLIFE IN ITS NATURAL HABITAT	121	33	37	29	21	76	40	37	36	22	40	38	39	51	69
	30.2	40.2	29.8	30.5	25.3	28.3	35.1	36.6	37.5	26.8	34.8	32.8	26.4	30.0	31.2
B) TO BUY MORE PROPERTY TO PROTECT OPEN SPACES FOR RECREATION OPPORTUNITIES	44	11	15	9	7	36	8	8	15	13	8	15	20	24	20
	11.0	13.4	12.1	9.5	8.4	13.4	7.0	7.9	15.6	15.9	7.0	12.9	13.5	14.1	9.0
D) TO PRESERVE HISTORIC SITES AND REGIONAL HERITAGE	44	8	11	8	14	26	15	15	5	7	15	12	12	16	27
	11.0	9.8	8.9	8.4	16.9	9.7	13.2	14.9	5.2	8.5	13.0	10.3	8.1	9.4	12.2
DON'T KNOW	24	1	4	5	11	16	5	8	2	2	10	5	8	6	17
	6.0	1.2	3.2	5.3	13.3	5.9	4.4	7.9	2.1	2.4	8.7	4.3	5.4	3.5	7.7
REFUSED/NO ANSWER	3	1	-	2	-	2	1	-	2	-	1	1	-	-	2
	.8	1.2	-	2.1	-	.7	.9	-	2.1	-	.9	.9	-	-	.9

G.23 IN YOUR OPINION, WHICH OF THE FOLLOWING FOUR ACTIVITIES SHOULD BE OAKLAND COUNTY'S FIRST PRIORITY?

OAKLAND COUNTY PARKS STUDY  
 PREPARED FOR  
 DDB NEEDHAM WORLDWIDE &  
 OAKLAND COUNTY PARKS AND RECREATION COMMISSION

NORDHAUS RESEARCH, INC.  
 SEPTEMBER, 1991

	AGE					MARITAL STATUS		INCOME			COLLEGE EDUCATION			CHILDREN UNDER 18	
	TOTAL	18-30	31-44	45-59	60+	MARRIED	OTHER	<\$35K	\$35K- <\$55K	\$55K+	NONE	SOME	DEGREE	YES	NO
	-----	-----	-----	-----	-----	-----	-----	-----	-----	-----	-----	-----	-----	-----	-----
TOTAL	373 100.0%	80 100.0%	120 100.0%	88 100.0%	72 100.0%	251 100.0%	108 100.0%	93 100.0%	92 100.0%	80 100.0%	104 100.0%	110 100.0%	140 100.0%	164 100.0%	202 100.0%
C) TO BUY MORE PROPERTY FOR THE PROTECTION OF WILDLIFE IN ITS NATURAL HABITAT	118 31.6	26 32.5	45 37.5	21 23.9	21 29.2	83 33.1	33 30.6	30 32.3	33 35.9	23 28.7	28 26.9	39 35.5	45 32.1	56 34.1	62 30.7
B) TO BUY MORE PROPERTY TO PROTECT OPEN SPACES FOR RECREATION OPPORTUNITIES	103 27.6	25 31.3	29 24.2	29 33.0	18 25.0	70 27.9	30 27.8	22 23.7	23 25.0	24 30.0	33 31.7	28 25.5	39 27.9	46 28.0	55 27.2
D) TO PRESERVE HISTORIC SITES AND REGIONAL HERITAGE	85 22.8	15 18.8	25 20.8	23 26.1	19 26.4	54 21.5	26 24.1	26 28.0	15 16.3	18 22.5	21 20.2	24 21.8	34 24.3	35 21.3	48 23.8
A) TO MAINTAIN AND DEVELOP FACILITIES ON EXISTING PROPERTY	60 16.1	12 15.0	19 15.8	15 17.0	12 16.7	38 15.1	19 17.6	13 14.0	20 21.7	14 17.5	21 20.2	17 15.5	19 13.6	24 14.6	34 16.8
DON'T KNOW	6 1.6	2 2.5	1 .8	-	2 2.8	5 2.0	-	2 2.2	1 1.1	1 1.3	1 1.0	1 .9	3 2.1	2 1.2	3 1.5
REFUSED/NO ANSWER	1 .3	-	1 .8	-	-	1 .4	-	-	-	-	-	1 .9	-	1 .6	-

Q. 23 IN YOUR OPINION, WHICH OF THE FOLLOWING FOUR ACTIVITIES SHOULD BE OAKLAND COUNTY'S SECOND PRIORITY?



OAKLAND COUNTY PARKS STUDY  
 PREPARED FOR  
 DDB NEEDHAM WORLDWIDE &  
 OAKLAND COUNTY PARKS AND RECREATION COMMISSION

NORDHAUS RESEARCH, INC.  
 SEPTEMBER, 1991

	AGE					MARITAL STATUS		INCOME			COLLEGE EDUCATION			CHILDREN UNDER 18	
	TOTAL	18-30	31-44	45-59	60+	MARRIED	OTHER	<\$35K	\$35K- <\$55K	\$55K+	NONE	SOME	DEGREE	YES	NO
TOTAL	366	78	118	88	70	245	108	91	91	79	103	108	137	161	199
	100.0%	100.0%	100.0%	100.0%	100.0%	100.0%	100.0%	100.0%	100.0%	100.0%	100.0%	100.0%	100.0%	100.0%	100.0%
D) TO PRESERVE HISTORIC SITES AND REGIONAL HERITAGE	104	19	39	26	16	71	33	17	37	22	30	33	38	43	60
	28.4	24.4	33.1	29.5	22.9	29.0	30.6	18.7	40.7	27.8	29.1	30.6	27.7	26.7	30.2
B) TO BUY MORE PROPERTY TO PROTECT OPEN SPACES FOR RECREATION OPPORTUNITIES	94	19	36	18	18	56	33	30	19	22	21	28	39	42	50
	25.7	24.4	30.5	20.5	25.7	22.9	30.6	33.0	20.9	27.8	20.4	25.9	28.5	26.1	25.1
C) TO BUY MORE PROPERTY FOR THE PROTECTION OF WILDLIFE IN ITS NATURAL HABITAT	81	16	20	22	21	57	20	18	14	22	24	22	33	39	40
	22.1	20.5	16.9	25.0	30.0	23.3	18.5	19.8	15.4	27.8	23.3	20.4	24.1	24.2	20.1
A) TO MAINTAIN AND DEVELOP FACILITIES ON EXISTING PROPERTY	78	23	22	19	12	55	20	24	18	13	25	24	23	35	43
	21.3	29.5	18.6	21.6	17.1	22.4	18.5	26.4	19.8	16.5	24.3	22.2	16.8	21.7	21.6
DON'T KNOW	7	1	1	2	2	4	2	1	3	-	2	-	4	2	4
	1.9	1.3	.8	2.3	2.9	1.6	1.9	1.1	3.3	-	1.9	-	2.9	1.2	2.0
REFUSED/NO ANSWER	2	-	-	1	1	2	-	1	-	-	1	1	-	-	2
	.5	-	-	1.1	1.4	.8	-	1.1	-	-	1.0	.9	-	-	1.0

Q. 23 IN YOUR OPINION, WHICH OF THE FOLLOWING FOUR ACTIVITIES SHOULD BE OAKLAND COUNTY'S THIRD PRIORITY?

OAKLAND COUNTY PARKS STUDY  
 PREPARED FOR  
 DDB NEEDHAM WORLDWIDE &  
 OAKLAND COUNTY PARKS AND RECREATION COMMISSION

NORDHAUS RESEARCH, INC.  
 SEPTEMBER, 1991

	AGE					MARITAL STATUS		INCOME			COLLEGE EDUCATION			CHILDREN UNDER 18	
	TOTAL	18-30	31-44	45-59	60+	MARRIED	OTHER	<\$35K	\$35K- <\$55K	\$55K+	NONE	SOME	DEGREE	YES	NO
TOTAL	357	77	117	85	67	239	106	89	88	79	100	107	133	159	193
	100.0%	100.0%	100.0%	100.0%	100.0%	100.0%	100.0%	100.0%	100.0%	100.0%	100.0%	100.0%	100.0%	100.0%	100.0%
A) TO MAINTAIN AND DEVELOP FACILITIES ON EXISTING PROPERTY	155	26	55	39	29	106	44	31	34	37	40	43	64	69	82
	43.4	33.8	47.0	45.9	43.3	44.4	41.5	34.8	38.6	46.8	40.0	40.2	48.1	43.4	42.5
C) TO BUY MORE PROPERTY FOR THE PROTECTION OF WILDLIFE IN ITS NATURAL HABITAT	116	32	36	29	19	73	39	36	35	22	39	37	37	50	66
	32.5	41.6	30.8	34.1	28.4	30.5	36.8	40.4	39.8	27.8	39.0	34.6	27.8	31.4	34.2
B) TO BUY MORE PROPERTY TO PROTECT OPEN SPACES FOR RECREATION OPPORTUNITIES	43	11	15	9	6	35	8	8	14	13	7	15	20	24	19
	12.0	14.3	12.8	10.6	9.0	14.6	7.5	9.0	15.9	16.5	7.0	14.0	15.0	15.1	9.8
D) TO PRESERVE HISTORIC SITES AND REGIONAL HERITAGE	43	8	11	8	13	25	15	14	5	7	14	12	12	16	26
	12.0	10.4	9.4	9.4	19.4	10.5	14.2	15.7	5.7	8.9	14.0	11.2	9.0	10.1	13.5

Q. 23 IN YOUR OPINION, WHICH OF THE FOLLOWING FOUR ACTIVITIES SHOULD BE OAKLAND COUNTY'S FOURTH PRIORITY?

OAKLAND COUNTY PARKS STUDY  
 PREPARED FOR  
 DDB NEEDHAM WORLDWIDE &  
 OAKLAND COUNTY PARKS AND RECREATION COMMISSION

NORDHAUS RESEARCH, INC.  
 SEPTEMBER, 1991

	AGE					MARITAL STATUS		INCOME			COLLEGE EDUCATION			CHILDREN UNDER 18	
	TOTAL	18-30	31-44	45-59	60+	MARRIED	OTHER	<\$35K	\$35K- <\$55K	\$55K+	NONE	SOME	DEGREE	YES	NO
TOTAL	400 100.0%	82 100.0%	124 100.0%	95 100.0%	83 100.0%	269 100.0%	114 100.0%	101 100.0%	96 100.0%	82 100.0%	115 100.0%	116 100.0%	148 100.0%	170 100.0%	221 100.0%
PRIVATE DONATIONS OR GIFTS	182 45.5	37 45.1	58 46.8	51 53.7	31 37.3	127 47.2	51 44.7	45 44.6	49 51.0	34 41.5	47 40.9	57 49.1	70 47.3	79 46.5	100 45.2
PARKS AND RECREATION MILLAGE FUNDS	144 36.0	27 32.9	50 40.3	29 30.5	34 41.0	98 36.4	40 35.1	43 42.6	32 33.3	30 36.6	47 40.9	42 36.2	49 33.1	64 37.6	78 35.3
ADDITIONAL TAX	32 8.0	8 9.8	9 7.3	9 9.5	6 7.2	22 8.2	9 7.9	6 5.9	8 8.3	11 13.4	6 5.2	10 8.6	15 10.1	15 8.8	17 7.7
DON'T KNOW	36 9.0	10 12.2	6 4.8	5 5.3	10 12.0	18 6.7	14 12.3	5 5.0	7 7.3	7 8.5	13 11.3	7 6.0	14 9.5	10 5.9	24 10.9
REFUSED/NO ANSWER	6 1.5	-	1 .8	1 1.1	2 2.4	4 1.5	-	2 2.0	-	-	2 1.7	-	-	2 1.2	2 .9

Q. 24 IF OAKLAND COUNTY PARKS AND RECREATION WERE TO PURCHASE MORE LAND FOR OPEN SPACE, WHICH OF THE FOLLOWING SOURCES SHOULD BE USED FOR THE PURCHASE?

OAKLAND COUNTY PARKS STUDY  
PREPARED FOR  
DDB NEEDHAM WORLDWIDE &  
OAKLAND COUNTY PARKS AND RECREATION COMMISSION

NORDHAUS RESEARCH, INC.  
SEPTEMBER, 1991

	AGE				MARITAL STATUS		INCOME			COLLEGE EDUCATION			CHILDREN UNDER 18		
	TOTAL	18-30	31-44	45-59	60+	MARRIED	OTHER	<\$35K	\$35K- <\$55K	\$55K+	NONE	SOME	DEGREE	YES	NO
TOTAL	400	82	124	95	83	269	114	101	96	82	115	116	148	170	221
	100.0%	100.0%	100.0%	100.0%	100.0%	100.0%	100.0%	100.0%	100.0%	100.0%	100.0%	100.0%	100.0%	100.0%	100.0%
18 - 30	82	82	-	-	-	39	42	32	21	13	16	37	28	45	37
	20.5	100.0				14.5	36.8	31.7	21.9	15.9	13.9	31.9	18.9	26.5	16.7
31 - 44	124	-	124	-	-	91	32	33	34	32	32	37	52	79	44
	31.0		100.0			33.8	28.1	32.7	35.4	39.0	27.8	31.9	35.1	46.5	19.9
45 - 59	95	-	-	95	-	79	13	5	29	31	27	23	42	39	55
	23.8			100.0		29.4	11.4	5.0	30.2	37.8	23.5	19.8	28.4	22.9	24.9
60 AND OVER	83	-	-	-	83	55	24	30	12	5	38	17	24	4	78
	20.8				100.0	20.4	21.1	29.7	12.5	6.1	33.0	14.7	16.2	2.4	35.3
REFUSED/NO ANSWER	16	-	-	-	-	5	3	1	-	1	2	2	2	3	7
	4.0					1.9	2.6	1.0		1.2	1.7	1.7	1.4	1.8	3.2
MEAN	44.73	25.71	37.02	50.47	68.49	46.11	40.74	44.21	42.59	42.00	49.12	40.57	44.11	37.34	50.43
MEDIAN	43.00	26.00	37.00	50.00	66.00	45.00	36.00	36.00	40.00	41.00	49.00	37.00	41.50	37.00	51.00
STANDARD DEVIATION	15.80	3.74	3.95	3.62	7.39	14.22	18.50	19.54	12.60	11.26	17.50	14.98	14.08	9.82	17.22

OAKLAND COUNTY PARKS STUDY  
PREPARED FOR  
DDB NEEDHAM WORLDWIDE &  
OAKLAND COUNTY PARKS AND RECREATION COMMISSION

NORDHAUS RESEARCH, INC.  
SEPTEMBER, 1991

	AGE					MARITAL STATUS		INCOME			COLLEGE EDUCATION			CHILDREN UNDER 18	
	TOTAL	18-30	31-44	45-59	60+	MARRIED	OTHER	<\$35K	\$35K- <\$55K	\$55K+	NONE	SOME	DEGREE	YES	NO
TOTAL	400 100.0%	82 100.0%	124 100.0%	95 100.0%	83 100.0%	269 100.0%	114 100.0%	101 100.0%	96 100.0%	82 100.0%	115 100.0%	116 100.0%	148 100.0%	170 100.0%	221 100.0%
GRADE SCHOOL	9 2.3	-	1 .8	2 2.1	5 6.0	6 2.2	3 2.6	6 5.9	-	1 1.2	9 7.8	-	-	2 1.2	7 3.2
HIGH SCHOOL	106 26.5	16 19.5	31 25.0	25 26.3	33 39.8	76 28.3	30 26.3	41 40.6	25 26.0	9 11.0	106 92.2	-	-	43 25.3	63 28.5
SOME COLLEGE	89 22.3	24 29.3	28 22.6	18 18.9	17 20.5	60 22.3	27 23.7	26 25.7	31 32.3	11 13.4	-	89 76.7	-	44 25.9	44 19.9
JUNIOR/COMMUNITY COLLEGE	27 6.8	13 15.9	9 7.3	5 5.3	-	16 5.9	10 8.8	11 10.9	3 3.1	6 7.3	-	27 23.3	-	13 7.6	14 6.3
UNIVERSITY/4-YEAR COLLEGE DEGREE	91 22.7	22 26.8	29 23.4	23 24.2	16 19.3	62 23.0	27 23.7	11 10.9	20 20.8	30 36.6	-	-	91 61.5	37 21.8	54 24.4
POST GRADUATE WORK	38 9.5	4 4.9	16 12.9	14 14.7	4 4.8	30 11.2	8 7.0	2 2.0	10 10.4	17 20.7	-	-	38 25.7	19 11.2	18 8.1
PROFESSIONAL DEGREE (LAW, MEDICINE)	19 4.8	2 2.4	7 5.6	5 5.3	4 4.8	11 4.1	7 6.1	1 1.0	6 6.3	7 8.5	-	-	19 12.8	7 4.1	12 5.4
OTHER	6 1.5	-	2 1.6	1 1.1	2 2.4	5 1.9	1 .9	2 2.0	1 1.0	1 1.2	-	-	-	1 .6	5 2.3
DON'T KNOW	-	-	-	-	-	-	-	-	-	-	-	-	-	-	-
REFUSED/NO ANSWER	15 3.8	1 1.2	1 .8	2 2.1	2 2.4	3 1.1	1 .9	1 1.0	-	-	-	-	-	4 2.4	4 1.8

OAKLAND COUNTY PARKS STUDY  
PREPARED FOR  
DDB NEEDHAM WORLDWIDE &  
OAKLAND COUNTY PARKS AND RECREATION COMMISSION

NORDHAUS RESEARCH, INC.  
SEPTEMBER, 1991

	AGE					MARITAL STATUS		INCOME			COLLEGE EDUCATION			CHILDREN UNDER 18	
	TOTAL	18-30	31-44	45-59	60+	MARRIED	OTHER	<\$35K	\$35K- <\$55K	\$55K+	NONE	SOME	DEGREE	YES	NO
TOTAL	400	82	124	95	83	269	114	101	96	82	115	116	148	170	221
	100.0%	100.0%	100.0%	100.0%	100.0%	100.0%	100.0%	100.0%	100.0%	100.0%	100.0%	100.0%	100.0%	100.0%	100.0%
UNDER \$25,000	43	8	11	4	19	21	20	43	-	-	24	15	2	15	28
	10.7	9.8	8.9	4.2	22.9	7.8	17.5	42.6			20.9	12.9	1.4	8.8	12.7
\$25,000 - \$34,999	58	24	22	1	11	32	26	58	-	-	23	22	12	27	31
	14.5	29.3	17.7	1.1	13.3	11.9	22.8	57.4			20.0	19.0	8.1	15.9	14.0
\$35,000 - \$44,999	48	11	17	12	8	33	15	-	48	-	15	20	13	22	26
	12.0	13.4	13.7	12.6	9.6	12.3	13.2		50.0		13.0	17.2	8.8	12.9	11.8
\$45,000 - \$54,999	48	10	17	17	4	40	8	-	48	-	10	14	23	28	20
	12.0	12.2	13.7	17.9	4.8	14.9	7.0		50.0		8.7	12.1	15.5	16.5	9.0
\$55,000 - \$64,999	23	3	10	8	2	20	3	-	-	23	3	7	13	11	12
	5.8	3.7	8.1	8.4	2.4	7.4	2.6			28.0	2.6	6.0	8.8	6.5	5.4
\$65,000 - \$74,999	15	2	8	3	1	14	1	-	-	15	3	-	12	10	5
	3.8	2.4	6.5	3.2	1.2	5.2	.9			18.3	2.6		8.1	5.9	2.3
\$75,000 OR MORE	44	8	14	20	2	34	10	-	-	44	4	10	29	21	23
	11.0	9.8	11.3	21.1	2.4	12.6	8.8			53.7	3.5	8.6	19.6	12.4	10.4
DON'T KNOW	17	6	2	3	5	8	7	-	-	-	6	5	6	5	12
	4.3	7.3	1.6	3.2	6.0	3.0	6.1				5.2	4.3	4.1	2.9	5.4
REFUSED/NO ANSWER	104	10	23	27	31	67	24	-	-	-	27	23	38	31	64
	26.0	12.2	18.5	28.4	37.3	24.9	21.1				23.5	19.8	25.7	18.2	29.0
MEAN (000'S)	44.44	40.52	47.62	55.89	31.83	49.14	35.00	22.55	55.00	75.92	35.96	40.74	57.93	47.77	41.35
MEDIAN (000'S)	48.44	33.75	50.59	58.24	28.18	53.18	31.35	26.29	55.00	73.26	31.52	46.00	59.57	51.59	45.77
STANDARD DEVIATION	21.51	18.70	21.50	17.02	20.38	21.12	18.63	8.65	5.00	7.33	20.71	18.74	18.29	21.20	21.34

OAKLAND COUNTY PARKS STUDY  
 PREPARED FOR  
 DDB NEEDHAM WORLDWIDE &  
 OAKLAND COUNTY PARKS AND RECREATION COMMISSION

NORDHAUS RESEARCH, INC.  
 SEPTEMBER, 1991

	AGE					MARITAL STATUS		INCOME			COLLEGE EDUCATION			CHILDREN UNDER 18	
	TOTAL	18-30	31-44	45-59	60+	MARRIED	OTHER	<\$35K	\$35K- <\$55K	\$55K+	NONE	SOME	DEGREE	YES	NO
TOTAL	400	82	124	95	83	269	114	101	96	82	115	116	148	170	221
	100.0%	100.0%	100.0%	100.0%	100.0%	100.0%	100.0%	100.0%	100.0%	100.0%	100.0%	100.0%	100.0%	100.0%	100.0%
SINGLE	75	42	23	7	2	-	75	32	15	10	18	24	32	22	53
	18.8	51.2	18.5	7.4	2.4		65.8	31.7	15.6	12.2	15.7	20.7	21.6	12.9	24.0
MARRIED	269	39	91	79	55	269	-	53	73	68	82	76	103	137	130
	67.2	47.6	73.4	83.2	66.3	100.0		52.5	76.0	82.9	71.3	65.5	69.6	80.6	58.8
DIVORCED	16	-	9	5	2	-	16	6	5	3	3	8	5	5	11
	4.0		7.3	5.3	2.4		14.0	5.9	5.2	3.7	2.6	6.9	3.4	2.9	5.0
WIDOWED	23	-	-	1	20	-	23	8	3	1	12	5	5	2	21
	5.8			1.1	24.1		20.2	7.9	3.1	1.2	10.4	4.3	3.4	1.2	9.5
REFUSED	17	1	1	3	4	-	-	2	-	-	-	3	3	4	6
	4.3	1.2	.8	3.2	4.8			2.0				2.6	2.0	2.4	2.7

OAKLAND COUNTY PARKS STUDY  
 PREPARED FOR  
 DDB NEEDHAM WORLDWIDE &  
 OAKLAND COUNTY PARKS AND RECREATION COMMISSION

NORDHAUS RESEARCH, INC.  
 SEPTEMBER, 1991

	AGE				MARITAL STATUS		INCOME			COLLEGE EDUCATION			CHILDREN UNDER 18		
	TOTAL	18-30	31-44	45-59	60+	MARRIED	OTHER	<\$35K	\$35K- <\$55K	\$55K+	NONE	SOME	DEGREE	YES	NO
TOTAL	400	82	124	95	83	269	114	101	96	82	115	116	148	170	221
	100.0%	100.0%	100.0%	100.0%	100.0%	100.0%	100.0%	100.0%	100.0%	100.0%	100.0%	100.0%	100.0%	100.0%	100.0%
YES	170	45	79	39	4	137	29	42	50	42	45	57	63	170	-
	42.5	54.9	63.7	41.1	4.8	50.9	25.4	41.6	52.1	51.2	39.1	49.1	42.6	100.0	
NO	221	37	44	55	78	130	85	59	46	40	70	58	84	-	221
	55.3	45.1	35.5	57.9	94.0	48.3	74.6	58.4	47.9	48.8	60.9	50.0	56.8		100.0
DON'T KNOW	-	-	-	-	-	-	-	-	-	-	-	-	-	-	-
REFUSED/NO ANSWER	9	-	1	1	1	2	-	-	-	-	-	1	1	-	-
	2.3		.8	1.1	1.2	.7						.9	.7		

Q.29 ARE THERE ANY CHILDREN UNDER THE AGE OF 18 LIVING IN THE HOUSEHOLD?



OAKLAND COUNTY PARKS STUDY  
 PREPARED FOR  
 DDB NEEDHAM WORLDWIDE &  
 OAKLAND COUNTY PARKS AND RECREATION COMMISSION

NORDHAUS RESEARCH, INC.  
 SEPTEMBER, 1991

	AGE					MARITAL STATUS		INCOME			COLLEGE EDUCATION			CHILDREN UNDER 18	
	TOTAL	18-30	31-44	45-59	60+	MARRIED	OTHER	<\$35K	\$35K- <\$55K	\$55K+	NONE	SOME	DEGREE	YES	NO
TOTAL	170 100.0%	45 100.0%	79 100.0%	39 100.0%	4 100.0%	137 100.0%	29 100.0%	42 100.0%	50 100.0%	42 100.0%	45 100.0%	57 100.0%	63 100.0%	170 100.0%	-
NONE	82 48.2	25 55.6	21 26.6	32 82.1	3 75.0	60 43.8	19 65.5	17 40.5	23 46.0	20 47.6	21 46.7	26 45.6	32 50.8	82 48.2	-
1	53 31.2	9 20.0	36 45.6	6 15.4	-	48 35.0	5 17.2	13 31.0	15 30.0	17 40.5	9 20.0	22 38.6	21 33.3	53 31.2	-
2	28 16.5	10 22.2	16 20.3	1 2.6	1 25.0	24 17.5	4 13.8	10 23.8	11 22.0	4 9.5	12 26.7	8 14.0	8 12.7	28 16.5	-
3	5 2.9	1 2.2	4 5.1	-	-	4 2.9	1 3.4	2 4.8	1 2.0	1 2.4	3 6.7	1 1.8	1 1.6	5 2.9	-
4	-	-	-	-	-	-	-	-	-	-	-	-	-	-	-
5	-	-	-	-	-	-	-	-	-	-	-	-	-	-	-
6	-	-	-	-	-	-	-	-	-	-	-	-	-	-	-
MORE THAN 6	-	-	-	-	-	-	-	-	-	-	-	-	-	-	-
DON'T KNOW	-	-	-	-	-	-	-	-	-	-	-	-	-	-	-
REFUSED/NO ANSWER	2 1.2	-	2 2.5	-	-	1 .7	-	-	-	-	-	-	1 1.6	2 1.2	-
MEAN	.74	.71	1.04	.21	.50	.79	.55	.93	.80	.67	.93	.72	.65	.74	-

Continued

PROJECT #91348

Table 71-1

Q. 29A NUMBER OF CHILDREN:

4 - 10 YEARS OF AGE

OAKLAND COUNTY PARKS STUDY  
 PREPARED FOR  
 DDB NEEDHAM WORLDWIDE &  
 OAKLAND COUNTY PARKS AND RECREATION COMMISSION

NORDHAUS RESEARCH, INC.  
 SEPTEMBER, 1991

TOTAL	AGE				MARITAL STATUS		INCOME			COLLEGE EDUCATION			CHILDREN UNDER 18		
	18-30	31-44	45-59	60+	MARRIED	OTHER	<\$35K	\$35K- <\$55K	\$55K+	NONE	SOME	DEGREE	YES	NO	
STANDARD DEVIATION	.84	.88	.83	.46	.87	.83	.85	.91	.85	.75	1.00	.77	.76	.84	-

Q. 29A HOW MANY CHILDREN IN THE HOUSEHOLD ARE FOUR TO TEN YEARS OF AGE?

OAKLAND COUNTY PARKS STUDY  
 PREPARED FOR  
 DDB NEEDHAM WORLDWIDE &  
 OAKLAND COUNTY PARKS AND RECREATION COMMISSION

NORDHAUS RESEARCH, INC.  
 SEPTEMBER, 1991

	AGE				MARITAL STATUS		INCOME			COLLEGE EDUCATION			CHILDREN UNDER 18		
	TOTAL	18-30	31-44	45-59	60+	MARRIED	OTHER	<\$35K	\$35K- <\$55K	\$55K+	NONE	SOME	DEGREE	YES	
TOTAL	170 100.0%	45 100.0%	79 100.0%	39 100.0%	4 100.0%	137 100.0%	29 100.0%	42 100.0%	50 100.0%	42 100.0%	45 100.0%	57 100.0%	63 100.0%	170 100.0%	-
NONE	110 64.7	33 73.3	57 72.2	15 38.5	3 75.0	89 65.0	19 65.5	32 76.2	37 74.0	23 54.8	28 62.2	38 66.7	42 66.7	110 64.7	-
1	50 29.4	8 17.8	18 22.8	22 56.4	1 25.0	42 30.7	7 24.1	9 21.4	10 20.0	18 42.9	12 26.7	17 29.8	19 30.2	50 29.4	-
2	6 3.5	4 8.9	1 1.3	1 2.6	-	3 2.2	3 10.3	1 2.4	1 2.0	1 2.4	3 6.7	2 3.5	1 1.6	6 3.5	-
3	1 .6	-	1 1.3	-	-	1 .7	-	-	1 2.0	-	1 2.2	-	-	1 .6	-
4	1 .6	-	-	1 2.6	-	1 .7	-	-	1 2.0	-	1 2.2	-	-	1 .6	-
5	-	-	-	-	-	-	-	-	-	-	-	-	-	-	-
6	-	-	-	-	-	-	-	-	-	-	-	-	-	-	-
MORE THAN 6	-	-	-	-	-	-	-	-	-	-	-	-	-	-	-
DON'T KNOW	-	-	-	-	-	-	-	-	-	-	-	-	-	-	-
REFUSED/NO ANSWER	2 1.2	-	2 2.5	-	-	1 .7	-	-	-	-	-	-	1 1.6	2 1.2	-
MEAN	.41	.36	.30	.72	.25	.40	.45	.26	.38	.48	.56	.37	.34	.41	-

Continued

Q. 298 NUMBER OF CHILDREN:  
11 - 14 YEARS OF AGE

OAKLAND COUNTY PARKS STUDY  
PREPARED FOR  
DDB NEEDHAM WORLDWIDE &  
OAKLAND COUNTY PARKS AND RECREATION COMMISSION

NORDHAUS RESEARCH, INC.  
SEPTEMBER, 1991

	AGE				MARITAL STATUS		INCOME			COLLEGE EDUCATION			CHILDREN UNDER 18		
	TOTAL	18-30	31-44	45-59	60+	MARRIED	OTHER	<\$35K	\$35K- <\$55K	\$55K+	NONE	SOME	DEGREE	YES	NO
STANDARD DEVIATION	.65	.64	.56	.75	.43	.65	.67	.49	.80	.55	.88	.55	.51	.65	-

Q. 298 HOW MANY CHILDREN IN THE HOUSEHOLD ARE ELEVEN TO FOURTEEN YEARS OF AGE?

PROJECT #91348  
 Table 73-1  
 Q 29C NUMBER OF CHILDREN:  
 15 - 18 YEARS OF AGE

OAKLAND COUNTY PARKS STUDY  
 PREPARED FOR  
 DDB NEEDHAM WORLDWIDE &  
 OAKLAND COUNTY PARKS AND RECREATION COMMISSION

NORDHAUS RESEARCH, INC.  
 SEPTEMBER, 1991

	AGE					MARITAL STATUS		INCOME			COLLEGE EDUCATION			CHILDREN UNDER 18	
	TOTAL	18-30	31-44	45-59	60+	MARRIED	OTHER	<\$35K	\$35K- <\$55K	\$55K+	NONE	SOME	DEGREE	YES	NO
TOTAL	170	45	79	39	4	137	29	42	50	42	45	57	63	170	-
	100.0%	100.0%	100.0%	100.0%	100.0%	100.0%	100.0%	100.0%	100.0%	100.0%	100.0%	100.0%	100.0%	100.0%	
NONE	127	43	61	16	4	105	20	35	40	30	37	43	44	127	-
	74.7	95.6	77.2	41.0	100.0	76.6	69.0	83.3	80.0	71.4	82.2	75.4	69.8	74.7	
1	33	2	11	20	-	26	6	6	9	7	6	13	13	33	-
	19.4	4.4	13.9	51.3		19.0	20.7	14.3	18.0	16.7	13.3	22.8	20.6	19.4	
2	8	-	5	3	-	5	3	1	1	5	2	1	5	8	-
	4.7		6.3	7.7		3.6	10.3	2.4	2.0	11.9	4.4	1.8	7.9	4.7	
3	-	-	-	-	-	-	-	-	-	-	-	-	-	-	-
4	-	-	-	-	-	-	-	-	-	-	-	-	-	-	-
5	-	-	-	-	-	-	-	-	-	-	-	-	-	-	-
6	-	-	-	-	-	-	-	-	-	-	-	-	-	-	-
MORE THAN 6	-	-	-	-	-	-	-	-	-	-	-	-	-	-	-
DON'T KNOW	-	-	-	-	-	-	-	-	-	-	-	-	-	-	-
REFUSED/NO ANSWER	2	-	2	-	-	1	-	-	-	-	-	-	1	2	-
	1.2		2.5			.7							1.6	1.2	
MEAN	.29	.04	.27	.67	-	.26	.41	.19	.22	.40	.22	.26	.37	.29	-

Continued

PROJECT #91348

Table 73-1

Q. 29C NUMBER OF CHILDREN:

15 - 18 YEARS OF AGE

OAKLAND COUNTY PARKS STUDY  
 PREPARED FOR  
 DDB NEEDHAM WORLDWIDE &  
 OAKLAND COUNTY PARKS AND RECREATION COMMISSION

NORDHAUS RESEARCH, INC.  
 SEPTEMBER, 1991

	AGE				MARITAL STATUS		INCOME			COLLEGE EDUCATION			CHILDREN UNDER 18		
	18-30	31-44	45-59	60+	HARRIED	OTHER	<\$35K	\$35K- <\$55K	\$55K+	NONE	SOME	DEGREE	YES	NO	
STANDARD DEVIATION	.55	.21	.57	.61	-	.52	.67	.45	.46	.69	.51	.48	.63	.55	-

Q. 29C HOW MANY CHILDREN IN THE HOUSEHOLD ARE FIFTEEN TO EIGHTEEN YEARS OF AGE?

OAKLAND COUNTY PARKS STUDY  
PREPARED FOR  
DDB NEEDHAM WORLDWIDE &  
OAKLAND COUNTY PARKS AND RECREATION COMMISSION

NORDHAUS RESEARCH, INC.  
SEPTEMBER, 1991

	AGE					MARITAL STATUS		INCOME			COLLEGE EDUCATION			CHILDREN UNDER 18	
	TOTAL	18-30	31-44	45-59	60+	MARRIED	OTHER	<\$35K	\$35K- <\$55K	\$55K+	NONE	SOME	DEGREE	YES	NO
TOTAL	400	82	124	95	83	269	114	101	96	82	115	116	148	170	221
	100.0%	100.0%	100.0%	100.0%	100.0%	100.0%	100.0%	100.0%	100.0%	100.0%	100.0%	100.0%	100.0%	100.0%	100.0%
NOTHING/NONE	247	49	81	54	51	159	78	51	63	47	71	68	94	107	136
	61.8	59.8	65.3	56.8	61.4	59.1	68.4	50.5	65.6	57.3	61.7	58.6	63.5	62.9	61.5
THEY DO A GOOD JOB/ HAPPY WITH THEM	37	7	11	10	8	25	11	14	8	9	5	18	13	19	18
	9.3	8.5	8.9	10.5	9.6	9.3	9.6	13.9	8.3	11.0	4.3	15.5	8.8	11.2	8.1
OTHER	23	6	8	5	4	19	4	4	9	4	8	8	6	8	15
	5.8	7.3	6.5	5.3	4.8	7.1	3.5	4.0	9.4	4.9	7.0	6.9	4.1	4.7	6.8
CLEAN/WELL MAINTAINED/KEPT UP	22	9	7	1	4	18	4	9	4	6	7	6	9	14	8
	5.5	11.0	5.6	1.1	4.8	6.7	3.5	8.9	4.2	7.3	6.1	5.2	6.1	8.2	3.6
NEED MORE PUBLICITY/ INFORMATION ABOUT PARKS	15	5	1	5	3	8	6	6	1	5	1	6	7	3	11
	3.8	6.1	.8	5.3	3.6	3.0	5.3	5.9	1.0	6.1	.9	5.2	4.7	1.8	5.0
VERY VALUABLE TO THE COMMUNITY	13	2	5	4	2	12	1	3	-	6	3	2	8	6	6
	3.3	2.4	4.0	4.2	2.4	4.5	.9	3.0		7.3	2.6	1.7	5.4	3.5	2.7
NO MORE TAXING TO IMPROVE/EXPAND PARKS	10	-	4	3	3	6	3	3	1	2	5	2	3	4	6
	2.5		3.2	3.2	3.6	2.2	2.6	3.0	1.0	2.4	4.3	1.7	2.0	2.4	2.7
CHARGE LESS TO GET IN	6	1	2	1	2	5	1	3	2	-	2	2	1	2	4
	1.5	1.2	1.6	1.1	2.4	1.9	.9	3.0	2.1		1.7	1.7	.7	1.2	1.8
NEED MORE SECURITY	5	1	2	1	1	3	1	3	-	1	3	-	1	2	3
	1.3	1.2	1.6	1.1	1.2	1.1	.9	3.0		1.2	2.6		.7	1.2	1.4
REFUSED/NO ANSWER	5	-	-	3	1	3	1	-	1	-	2	-	1	-	3
	1.3			3.2	1.2	1.1	.9		1.0		1.7		.7		1.4
LARGE VARIETY OF ACTIVITIES	4	-	1	3	-	4	-	-	1	1	1	-	3	2	2
	1.0		.8	3.2		1.5			1.0	1.2	.9		2.0	1.2	.9

Continued

OAKLAND COUNTY PARKS STUDY  
PREPARED FOR  
DDB NEEDHAM WORLDWIDE &  
OAKLAND COUNTY PARKS AND RECREATION COMMISSION

NORDHAUS RESEARCH, INC.  
SEPTEMBER, 1991

	AGE				MARITAL STATUS		INCOME			COLLEGE EDUCATION			CHILDREN UNDER 18		
	TOTAL	18-30	31-44	45-59	60+	MARRIED	OTHER	<\$35K	\$35K- <\$55K	\$55K+	NONE	SOME	DEGREE	YES	NO
SHOULD BE MAINTAINED BETTER/CLEANER	4 1.0	2 2.4	-	1 1.1	1 1.2	3 1.1	1 .9	1 1.0	1 1.0	-	2 1.7	1 .9	1 .7	1 .6	3 1.4
GET RID OF DRUGS/ ALCOHOL	4 1.0	-	-	1 1.1	3 3.6	3 1.1	1 .9	1 1.0	-	1 1.2	3 2.6	-	1 .7	1 .6	3 1.4
NEED MORE FACILITIES FOR PHYSICALLY IMPAIRED	4 1.0	1 1.2	2 1.6	-	1 1.2	3 1.1	1 .9	-	1 1.0	2 2.4	-	2 1.7	2 1.4	2 1.2	2 .9
DON'T KNOW	4 1.0	-	1 .8	1 1.1	2 2.4	3 1.1	-	1 1.0	1 1.0	-	2 1.7	1 .9	1 .7	2 1.2	1 .5
CLEAN UP WATER	3 .8	-	2 1.6	1 1.1	-	2 .7	1 .9	2 2.0	-	-	1 .9	2 1.7	-	2 1.2	1 .5
MORE NATURE TRAILS	3 .8	1 1.2	1 .8	1 1.1	-	2 .7	-	1 1.0	1 1.0	-	1 .9	2 1.7	-	1 .6	2 .9
NEED MORE RENTAL EQUIPMENT	2 .5	-	1 .8	1 1.1	-	1 .4	1 .9	-	1 1.0	1 1.2	1 .9	-	1 .7	-	2 .9
MORE PLAYGROUND AREAS	2 .5	1 1.2	1 .8	-	-	2 .7	-	2 2.0	-	-	-	2 1.7	-	2 1.2	-
NEED MORE PARKING SPACES	1 .3	-	-	1 1.1	-	1 .4	-	-	1 1.0	-	1 .9	-	-	-	1 .5
EXPAND FACILITIES	1 .3	-	1 .8	-	-	-	1 .9	1 1.0	-	-	1 .9	-	-	1 .6	-
NEED MORE CONCERTS	1 .3	1 1.2	-	-	-	-	1 .9	1 1.0	-	-	-	-	1 .7	-	1 .5
BRING BACK \$3 ANNUAL PASS FOR SENIORS	1 .3	-	-	-	1 1.2	1 .4	-	1 1.0	-	-	1 .9	-	-	-	1 .5

Continued



OAKLAND COUNTY PARKS STUDY  
 PREPARED FOR  
 DDB NEEDHAM WORLDWIDE &  
 OAKLAND COUNTY PARKS AND RECREATION COMMISSION

NORDHAUS RESEARCH, INC.  
 SEPTEMBER, 1991

	AGE				MARITAL STATUS		INCOME			COLLEGE EDUCATION			CHILDREN UNDER 18	
	TOTAL	18-30	31-44	45-59	60+	MARRIED	OTHER	<\$35K	\$35K- <\$55K	\$55K+	NONE	SOME DEGREE	YES	NO
ISSUE STICKERS FOR EACH VEHICLE AT ONE FEE	1 .3	-	-	1 1.1	-	1 .4	-	-	1 1.0	-	1 .9	-	-	1 .5
SKATERS SHOULD HAVE DESIGNATED HOURS	1 .3	-	-	1 1.1	-	1 .4	-	-	1 1.0	-	-	-	1 .7	1 .5
MORE CAMPING FACILITIES	1 .3	1 1.2	-	-	-	-	1 .9	1 1.0	-	-	-	-	1 .7	1 .5

Q.30 ARE THERE ANY COMMENTS AT ALL THAT YOU WOULD LIKE TO MAKE ABOUT THE OAKLAND COUNTY PARKS AND RECREATION SYSTEM?

LONG RANGE PLANNING SURVEY

PARK: ADDISON OAKS YEAR 1991

NUMBER OF SURVEYS DISTRIBUTED 1833 NUMBER RESPONSES 16

COMMENTS	SATISFIED		NOT SATISFIED	
	ACTUAL NUMBER	% OF RESPONSES	ACTUAL NUMBER	% OF RESPONSES
<b>FACILITIES &amp; MAINTENANCE</b>				
- Adequate number of sanitation facilities	-	-	4	25%
- Cleanliness of facilities	-	-	-	-
- Maintenance of landscaping	-	-	-	-
- Laundry facility requested	-	-	1	6%
- Signage; directional & speed	-	-	1	6%
<b>PROGRAMMING</b>				
- Programming for all ages	1	6%	1	6%
- Sports facilities & equipment	-	-	1	6%
<b>GENERAL</b>				
- No changes requested	6	38%	-	-
- Security	-	-	1	6%
- Staff professional & courteous	-	-	-	-
- Equitable user fees	-	-	-	-
- Concession quality & price	-	-	1	6%
- Registration & Re-entry policy	-	-	-	-

MAJOR TREND AND DEMOGRAPHICS

MOST FREQUENT COMMENT: NO CHANGES ARE NECESSARY

OAKLAND COUNTY RESIDENTS 67%

NON COUNTY RESIDENTS 25%

OUT OF STATE 8%

\* This survey represents the opinions of park visitors who voluntarily returned their response.

LONG RANGE PLANNING SURVEY

PARK: INDEPENDENCE OAKS YEAR 1991

NUMBER OF SURVEYS DISTRIBUTED 1833 NUMBER RESPONSES 19

<u>COMMENTS</u>	<u>SATISFIED</u>		<u>NOT SATISFIED</u>	
	<u>ACTUAL NUMBER</u>	<u>% OF RESPONSES</u>	<u>ACTUAL NUMBER</u>	<u>% OF RESPONSES</u>
<u>FACILITIES &amp; MAINTENANCE</u>				
- Adequate number of sanitation facilities	-	-	2	11%
- Cleanliness of facilities	-	-	-	-
- Maintenance of landscaping	-	-	-	-
- Laundry facility requested	-	-	-	-
- Signage; directional & speed	-	-	2	11%
<u>PROGRAMMING</u>				
- Programming for all ages	2	11%	-	-
- Sports facilities & equipment	6	32%	3	16%
<u>GENERAL</u>				
- No changes requested	6	32%	-	-
- Security	2	11%	1	5%
- Staff professional & courteous	1	5%	-	-
- Equitable user fees	-	-	1	5%
- Concession quality & price	-	-	1	5%
- Registration & Re-entry policy	-	-	-	-

MAJOR TREND AND DEMOGRAPHICS

MOST FREQUENT COMMENT: NO CHANGES NEEDED 32% AND ADDITIONAL SPORTS FACILITIES AND EQUIPMENT NEEDED 32%

OAKLAND COUNTY RESIDENTS 89 %

NON COUNTY RESIDENTS 9 %

OUT OF STATE 4 %

\* This survey represents the opinions of park visitors who voluntarily returned their response.

LONG RANGE PLANNING SURVEY

PARK: GROVELAND YEAR 1991

NUMBER OF SURVEYS DISTRIBUTED 1833 NUMBER RESPONSES 76

COMMENTS	SATISFIED		NOT SATISFIED	
	ACTUAL NUMBER	% OF RESPONSES	ACTUAL NUMBER	% OF RESPONSES
<b>FACILITIES &amp; MAINTENANCE</b>				
- Adequate number of sanitation facilities	-	-	14	18%
- Cleanliness of facilities	-	-	11	14%
- Maintenance of landscaping	-	-	10	13%
- Laundry facility requested	-	-	8	11%
- Signage; directional & speed	-	-	3	4%
<b>PROGRAMMING</b>				
- Programming for all ages	5	7%	5	7%
- Sports facilities & equipment	-	-	3	4%
<b>GENERAL</b>				
- No changes requested	55	72%	-	-
- Security	8	11%	-	-
- Staff professional & courteous	8	11%	-	-
- Equitable user fees			14	18%
- Concession quality & price	-	-	4	5%
- Registration & Re-entry policy	-	-	6	9%

MAJOR TREND AND DEMOGRAPHICS

MOST FREQUENT COMMENT: NO CHANGES INDICATED 72%

OAKLAND COUNTY RESIDENTS 50 %

NON COUNTY RESIDENTS 9 %

OUT OF STATE 4 %

\* This survey represents the opinions of park visitors who voluntarily returned their response.



**OAKLAND COUNTY PARKS AND RECREATION COMMISSION  
COMMENT CARD**

I visited \_\_\_\_\_ on \_\_\_\_\_ for this reason:  
(name of park) (date)  
\_\_\_\_\_. I have the following comments about my visit:  
(name of activity)

	Excell.	Good	Fair	Poor
Indoor Facilities (eg: Activities Center, classes)	<input type="checkbox"/>	<input type="checkbox"/>	<input type="checkbox"/>	<input type="checkbox"/>
Outdoor Facilities (eg: swimming, picnic areas, trails)	<input type="checkbox"/>	<input type="checkbox"/>	<input type="checkbox"/>	<input type="checkbox"/>
Restrooms	<input type="checkbox"/>	<input type="checkbox"/>	<input type="checkbox"/>	<input type="checkbox"/>
Staff	<input type="checkbox"/>	<input type="checkbox"/>	<input type="checkbox"/>	<input type="checkbox"/>
Overall	<input type="checkbox"/>	<input type="checkbox"/>	<input type="checkbox"/>	<input type="checkbox"/>

General Remarks/Suggestions:

Optional Information:

Name \_\_\_\_\_  
Address \_\_\_\_\_  
City \_\_\_\_\_ State \_\_\_\_\_ Zip \_\_\_\_\_

How did you hear about this activity? \_\_\_\_\_

Check here if you would like to receive an Oakland County Parks quarterly newsletter with information on upcoming events. (Please fill in your name and address above also.)

*Thank you for your feedback. Please drop this card in any U.S. mailbox or return to park contact station.*



**OAKLAND COUNTY PARKS AND RECREATION COMMISSION  
MOBILE RECREATION COMMENT CARD**

The \_\_\_\_\_ visited \_\_\_\_\_ on \_\_\_\_\_  
(name of unit) (site) (date)  
\_\_\_\_\_. Please take a moment to evaluate  
our Mobile Recreation Program. Thank you for your cooperation.

	Excell.	Good	Fair	Poor	If poor, please explain:
Staff Cooperation	<input type="checkbox"/>	<input type="checkbox"/>	<input type="checkbox"/>	<input type="checkbox"/>	_____
Staff Involvement	<input type="checkbox"/>	<input type="checkbox"/>	<input type="checkbox"/>	<input type="checkbox"/>	_____
Staff Appearance: Satisfactory? Yes <input type="checkbox"/> No <input type="checkbox"/>					
Unit Appearance: Satisfactory? Yes <input type="checkbox"/> No <input type="checkbox"/>					
General Remarks:	_____				

How did you hear about the Mobile Recreation program? \_\_\_\_\_

Check here if you would like to receive an Oakland County Parks quarterly newsletter with information on upcoming events. (Please provide your name and address:) \_\_\_\_\_

Date \_\_\_\_\_ Signature \_\_\_\_\_

*Thank you for your feedback. Please drop this card in any U.S. mailbox or return to Mobile Recreation staff.*

**OAKLAND COUNTY PARKS AND RECREATION COMMISSION  
LONG RANGE PLANNING SURVEY**

Help us better plan for future improvements in the Oakland County Parks. Please take a few moments to consider how we might better serve your recreation needs.

I visited \_\_\_\_\_ County Park on \_\_\_\_\_ and used the \_\_\_\_\_  
(NAME OF PARK) (DATE)  
facilities. I have the following comments to make about my visit.

How many times have you visited this park or recreation facility?  
 first time  2-5 times  6-10 times  very frequently (explain)

What facilities/activities usually bring you to the park?

What **new** features/improvements/facilities would you like to see?

What **changes** in facilities or services would be beneficial?

Any additional comments or suggestions?

OPTIONAL INFORMATION: \_\_\_\_\_

Check here if you would like to receive an Oakland County Parks quarterly newsletter with information on upcoming events. (Please fill in your name and address above also.)  
NAME \_\_\_\_\_ ADDRESS \_\_\_\_\_ CITY \_\_\_\_\_ STATE \_\_\_\_\_ ZIP \_\_\_\_\_



**OAKLAND COUNTY PARKS AND RECREATION COMMISSION  
WINTER RECREATION COMMENT CARD**

I visited \_\_\_\_\_ on \_\_\_\_\_ I have the  
(name of park or facility) (date)  
following comments about my visit:

	Excell.	Good	Fair	Poor	General Remarks/Suggestions:
<b>Ski Trails</b>					
Grooming of trails	<input type="checkbox"/>	<input type="checkbox"/>	<input type="checkbox"/>	<input type="checkbox"/>	_____
Length	<input type="checkbox"/>	<input type="checkbox"/>	<input type="checkbox"/>	<input type="checkbox"/>	_____
Level of difficulty	<input type="checkbox"/>	<input type="checkbox"/>	<input type="checkbox"/>	<input type="checkbox"/>	_____
Markings	<input type="checkbox"/>	<input type="checkbox"/>	<input type="checkbox"/>	<input type="checkbox"/>	_____
<b>General</b>					
Ice Skating	<input type="checkbox"/>	<input type="checkbox"/>	<input type="checkbox"/>	<input type="checkbox"/>	_____
Ice Fishing	<input type="checkbox"/>	<input type="checkbox"/>	<input type="checkbox"/>	<input type="checkbox"/>	_____
Cooperation of park staff/ski patrol	<input type="checkbox"/>	<input type="checkbox"/>	<input type="checkbox"/>	<input type="checkbox"/>	_____
Rest Rooms	<input type="checkbox"/>	<input type="checkbox"/>	<input type="checkbox"/>	<input type="checkbox"/>	_____
Warming Facilities	<input type="checkbox"/>	<input type="checkbox"/>	<input type="checkbox"/>	<input type="checkbox"/>	_____
Rental Equipment	<input type="checkbox"/>	<input type="checkbox"/>	<input type="checkbox"/>	<input type="checkbox"/>	_____
Optional Information:					_____
Name					_____
Address					_____
City				State	Zip
Phone number					_____

How did you hear about this park/facility? \_\_\_\_\_

Check here if you would like to receive an Oakland County Parks quarterly newsletter with information on upcoming events. (Please fill in your name and address above also.)

*Thank you for your feedback. Please drop this card in any U.S. mailbox or return to park contact station.*



## OAKLAND COUNTY PARKS AND RECREATION COMMISSION GOLF COURSE COMMENT CARD

I visited \_\_\_\_\_ golf course on \_\_\_\_\_ (date)

I have the following comments to make about my visit:

	Excell.	Good	Fair	Poor	General Remarks/Suggestions:
Overall condition of course (please comment)	<input type="checkbox"/>	<input type="checkbox"/>	<input type="checkbox"/>	<input type="checkbox"/>	_____
Pro Shop	<input type="checkbox"/>	<input type="checkbox"/>	<input type="checkbox"/>	<input type="checkbox"/>	_____
Cooperation of Staff	<input type="checkbox"/>	<input type="checkbox"/>	<input type="checkbox"/>	<input type="checkbox"/>	_____
Rental equipment (carts, etc.)	<input type="checkbox"/>	<input type="checkbox"/>	<input type="checkbox"/>	<input type="checkbox"/>	Optional Information:
Quality of golf balls & hitting mats (driving range)	<input type="checkbox"/>	<input type="checkbox"/>	<input type="checkbox"/>	<input type="checkbox"/>	Name _____
Restaurant	<input type="checkbox"/>	<input type="checkbox"/>	<input type="checkbox"/>	<input type="checkbox"/>	Address _____
					City _____ State _____ Zip _____

How did you hear about this course? \_\_\_\_\_

Check here if you would like to receive an Oakland County Parks quarterly newsletter with information on upcoming events. (Please fill in your name and address above also.)

Thank you for your feedback. Please drop this card in any U.S. mailbox or return to park contact station.



## OAKLAND COUNTY PARKS AND RECREATION COMMISSION INDEPENDENCE OAKS COMMENT CARD

I visited Independence Oaks County Park on \_\_\_\_\_ (date) and used the \_\_\_\_\_ facilities. I have the following comments to make about my visit.

	Excell.	Good	Fair	Poor	General Remarks/Suggestions:
<b>General:</b>					
Picnic Area	<input type="checkbox"/>	<input type="checkbox"/>	<input type="checkbox"/>	<input type="checkbox"/>	_____
Beach Area	<input type="checkbox"/>	<input type="checkbox"/>	<input type="checkbox"/>	<input type="checkbox"/>	_____
Concession	<input type="checkbox"/>	<input type="checkbox"/>	<input type="checkbox"/>	<input type="checkbox"/>	_____
Youth Camp Site	<input type="checkbox"/>	<input type="checkbox"/>	<input type="checkbox"/>	<input type="checkbox"/>	_____
Boat Rental	<input type="checkbox"/>	<input type="checkbox"/>	<input type="checkbox"/>	<input type="checkbox"/>	Optional Information:
Park Police	<input type="checkbox"/>	<input type="checkbox"/>	<input type="checkbox"/>	<input type="checkbox"/>	Name _____
Cooperation of Park Staff	<input type="checkbox"/>	<input type="checkbox"/>	<input type="checkbox"/>	<input type="checkbox"/>	Address _____
Trails	<input type="checkbox"/>	<input type="checkbox"/>	<input type="checkbox"/>	<input type="checkbox"/>	City _____ State _____ Zip _____
Shelters	<input type="checkbox"/>	<input type="checkbox"/>	<input type="checkbox"/>	<input type="checkbox"/>	
<b>Nature Center:</b>					
Exhibits	<input type="checkbox"/>	<input type="checkbox"/>	<input type="checkbox"/>	<input type="checkbox"/>	
Trails & Observation Deck	<input type="checkbox"/>	<input type="checkbox"/>	<input type="checkbox"/>	<input type="checkbox"/>	
Staff	<input type="checkbox"/>	<input type="checkbox"/>	<input type="checkbox"/>	<input type="checkbox"/>	
<b>Overall</b>	<input type="checkbox"/>	<input type="checkbox"/>	<input type="checkbox"/>	<input type="checkbox"/>	

How did you hear about Independence Oaks County park? \_\_\_\_\_

Check here if you would like to receive an Oakland County Parks quarterly newsletter with information on upcoming events. (Please fill in your name and address above also.)

Thank you for your feedback. Please drop this card in any U.S. mailbox or return to park contact station.



## OAKLAND COUNTY PARKS AND RECREATION COMMISSION COMMENT CARD

I visited \_\_\_\_\_ County Park on \_\_\_\_\_ (date) and used the \_\_\_\_\_ facilities. I have the following comments to make about my visit.

	Excell.	Good	Fair	Poor	General Remarks/Suggestions:
Picnic Area	<input type="checkbox"/>	<input type="checkbox"/>	<input type="checkbox"/>	<input type="checkbox"/>	_____
Beach Area	<input type="checkbox"/>	<input type="checkbox"/>	<input type="checkbox"/>	<input type="checkbox"/>	_____
Camp site	<input type="checkbox"/>	<input type="checkbox"/>	<input type="checkbox"/>	<input type="checkbox"/>	_____
Registration process	<input type="checkbox"/>	<input type="checkbox"/>	<input type="checkbox"/>	<input type="checkbox"/>	Optional Information:
Boat Rental	<input type="checkbox"/>	<input type="checkbox"/>	<input type="checkbox"/>	<input type="checkbox"/>	Name _____
Water Slide (Groveland)	<input type="checkbox"/>	<input type="checkbox"/>	<input type="checkbox"/>	<input type="checkbox"/>	Address _____
Park Police	<input type="checkbox"/>	<input type="checkbox"/>	<input type="checkbox"/>	<input type="checkbox"/>	City _____ State _____ Zip _____
Cooperation of Staff	<input type="checkbox"/>	<input type="checkbox"/>	<input type="checkbox"/>	<input type="checkbox"/>	
Trails	<input type="checkbox"/>	<input type="checkbox"/>	<input type="checkbox"/>	<input type="checkbox"/>	
Showers/Toilets	<input type="checkbox"/>	<input type="checkbox"/>	<input type="checkbox"/>	<input type="checkbox"/>	
Concessions	<input type="checkbox"/>	<input type="checkbox"/>	<input type="checkbox"/>	<input type="checkbox"/>	
Overall	<input type="checkbox"/>	<input type="checkbox"/>	<input type="checkbox"/>	<input type="checkbox"/>	

How did you hear about this park? \_\_\_\_\_

Check here if you would like to receive an Oakland County Parks quarterly newsletter with information on upcoming events. (Please fill in your name and address above also.)

Thank you for your feedback. Please drop this card in any U.S. mailbox or return to park contact station.



## OAKLAND COUNTY PARKS AND RECREATION COMMISSION WATERPARK COMMENT CARD

I visited  Red Oaks  Waterford Oaks Waterpark on \_\_\_\_\_ (date) and have the following comments to make about my visit.

	Excell.	Good	Fair	Poor	General Remarks/Suggestions:
Wave Pool	<input type="checkbox"/>	<input type="checkbox"/>	<input type="checkbox"/>	<input type="checkbox"/>	_____
Waterslide	<input type="checkbox"/>	<input type="checkbox"/>	<input type="checkbox"/>	<input type="checkbox"/>	_____
Bath House Cleanliness	<input type="checkbox"/>	<input type="checkbox"/>	<input type="checkbox"/>	<input type="checkbox"/>	_____
Staff Cooperation	<input type="checkbox"/>	<input type="checkbox"/>	<input type="checkbox"/>	<input type="checkbox"/>	Optional Information:
Picnic Facilities	<input type="checkbox"/>	<input type="checkbox"/>	<input type="checkbox"/>	<input type="checkbox"/>	Name _____
Raft/Chair Rental (Red Oaks Only)	<input type="checkbox"/>	<input type="checkbox"/>	<input type="checkbox"/>	<input type="checkbox"/>	Address _____
Food/Beverage	<input type="checkbox"/>	<input type="checkbox"/>	<input type="checkbox"/>	<input type="checkbox"/>	City _____ State _____ Zip _____
Were you part of a group?	<input type="checkbox"/> Yes <input type="checkbox"/> No				

How did you hear about this waterpark? \_\_\_\_\_

Check here if you would like to receive an Oakland County Parks quarterly newsletter with information on upcoming events. (Please fill in your name and address above also.)

Thank you for your feedback. Please drop this card in any U.S. mailbox or return to box provided.

Appendix B  
Administrative Surveys and  
Workshops

## **THE 1986 ADMINISTRATIVE WORKSHOPS AND SURVEYS**

The Administrative Workshops were comprised of 2 groups, the Oakland County park staff and local governmental recreation administrators, and elected officials. Invitations were extended well in advance to all of public jurisdiction within the county. Both workshops were held at the Waterford Oaks Activity Building.

On April 12, 1985, representatives from 26 communities within Oakland County gathered and participated in a workshop to help formulate future goals and identify existing deficiencies. The majority of those participating included Township Supervisors and Parks and Recreation Directors, with a few from other administrative and elected positions.

On May 6, 1985, the Oakland County Park Staff Workshop was held. There were 23 staff members present representing the middle and upper levels of management, including administrative services, design, maintenance, park operations, naturalists, golf operations, and recreation programming.

The purpose of the workshops was to allow free responses to two basic questions at assist the planners in determining how deficiencies are perceived by the local communities and staff concerning county recreation facilities and what goals should be developed from their viewpoint that would improve the county's operation. To stimulate the goal development the groups were asked to imagine they were 10 years in the future reviewing with actions the county made during the decade to promote the success of recreation programs and facilities.

The following questions were therefore asked of the groups:

### **Question #1 (Goal Formulation)**

The year is 1995. What specific things have occurred that have contributed to the success of the Oakland County Parks and Recreation system and have made it the "best" county park system in the nation?

### **Question #2 (Perceived Deficiencies)**

From your professional viewpoint and/or personal opinion what are the "major problems" that confront the Oakland County Parks and Recreation system today and detract from the existing potential?

The results were obviously board based issues but some groups did provide specific concerns and perceived opportunities and those points where appropriate were noted in the administrative and citizen survey summaries pertaining to specific facilities and programs. As expected, however,, there was wide consensus on pertinent is that impact the primary operations and support of the park system such as finances, land acquisition, planning efforts, staffing and facility design and development.

The following summarizes the results of the two workshops and compares responses first from Question #1 (goal formulation) and then from Question #2 (existing deficiencies). The opinions were prioritized by allowing each group participant four votes to rank order their preference on specific issues and concepts. We have reported by percentages only those items which ranked one vote or more. However, where patterns were perceived among the other responses which did not rank any votes, these are mentioned as a lower priority but possibly significant response contributions.



## **RESULTS OF QUESTION #1 (Goal Formulation)**

### **The Local Government Workshop:**

There were four issues that were identified as very high priorities for the future. By a 2 to 1 margin, solid financial planning was the most significant single criteria indicated. The following is a rank order by percentage of the votes cast for each item indicated by the participants.

#### **High Priorities:**

- 22% - solid financial planning
- 11% - innovative facilities and specialized programs
- 10% - coordination of state, regional and local recreation providers
- 9% - effective recreation planning
- 9% - promote public relations and marketing of leisure activities and resources

#### **Medium Priorities:**

- 6% - acquire additional lands for preservation and/or park purposes
- 6% - provide professional trained staff
- 5% - service all age groups
- 4% - promote accessibility to programs and facilities to entire county

#### **Lower Priorities:**

- 3% - provide quality programs and facilities
- 3% - provide more physical fitness type programs and facilities
- 2% - avoid competition with private facilities
- 2% - provide more team sports facilities and programs

#### **Other Specific Suggestions:**

- provide more indoor/outdoor swimming facilities
- provide bicycle trails
- provide more off-road recreational vehicle and dirt bike areas
- provide senior citizen centers

### **The Oakland County Parks and Recreation Commission Staff Workshop**

The Oakland County Park and Recreation Staff had a slightly different perspective on some issues, however, major goals focused on financial stability, facility design, and land acquisition. The following rank order by percentage of vote cast for each item by participant gives us the perception of the park staff.

#### **High Priorities:**

- 26% - innovative facilities and complete development of new and existing parks and programs
- 24% - solid financial planning to self-sustain operations
- 10% - land acquisition for new parks or rehabilitation of abandoned recreation facilities

### **Medium Priorities:**

- 9% - maintain high quality standards for park facilities
- 6% - promote accessibility to programs and facilities to entire county
- 5% - provide innovative programs with better scheduling
- 4% - serve all age groups
- 4% - provide better security in existing parks

### **Lower Priorities:**

- 3% - provide good staff and key management personnel
- 3% - help to educate users and non users
- 1% - more employee benefits and pay raises
- 1% - more senior citizen services
- 1% - provide team facilities and programs
- 1% - provide bicycle trails
- 1% - volunteer coordinator and increased volunteer assistance
- 1% - become non-union

### **Other Suggestions:**

- provide underprivileged assistance program
- more golf facilities
- provide good transportation, i.e., roads
- provide good maintenance equipment
- more versatile park facilities at each park
- acquire lake frontage for marina development

The results of the administrative workshops indicate that both groups, the local governmental officials and the Oakland County administrative staff overwhelmingly agree that the three primary future concerns should be directed toward:

1. solid financial planning to sustain facilities and operations;
2. innovative facilities and programs; and
3. land acquisition for park and/or preservation purposes.

Financial planning suggestions included a continuing millage, on a perpetual basis, increased fees and charges, tapping foundations and corporations, matching revenues, with grants and other funding resources. Innovative facility suggestions include: resort type facilities, total park development concept, soccer complex, winter activities, skiing, sledding, skating or cross country skiing, acquire and renovate the Detroit Zoo, develop marina facilities, complete development of existing facilities, golf, nature activities, indoor comprehensive field house and sports arena, and indoor and outdoor swimming facilities throughout the county. Land acquisition tended to be suggested in the southern portions of the county to service that area. Other land acquisition tended to focus on unique natural environmental features for preservation purposes or open space. In addition it was suggested to take advantage of poorly managed facilities or be prepared to purchase key land at opportune times.

Other directions the two groups agree on in the medium range of priorities include: accessibility to facilities and programs to all county residents regardless of geographic location, however, clear direction in implementation remains somewhat vague other than suggesting better roads, better transportation systems to deliver people to the parks, possibly locating parks geographically throughout the county to provide wide participation

and balanced services and extending the mobile recreation programs. In addition a medium priority held in common is to provide services to all age groups.

Although lower ranked, other shared interests include providing county services to senior citizens at reasonable cost and team programs and facilities such as softball complex, soccer, basketball court, swimming pools, running tracks and physical fitness facilities.

The two groups agreed that quality programs and facilities were important, however, Oakland County staff rated it almost a high-medium priority while the local governments rated them as a low priority. Generally people indicated that Oakland County already has a quality system and them hope it continues.

Both groups had a different opinion on professional or management training or qualifications. The local government indicated that the professional staff should be well educated and trained to service Oakland County parks. The Oakland County parks and Recreation staff indicated that management should be effective and provide clear direction to employees and provide more in-house training and education.

Issues identified only by the local government's workshop included a high ranking for coordination between state, regional, and local recreation providers. They felt planning was important to provide accurate and timely recreation services to their constituents. They felt public relations were very important in community services to the park user and increase the awareness of the non-park user. This group also pointed out potential conflicts of interest with private enterprise by the county allowing alcoholic beverages in activity centers.

Points made by OCPR staff that were not indicated by any other survey method indicated some concern in the areas of security, education, employee benefits and volunteer support. Although it was only slightly over 3.6% response, some indicated that parks should be patrolled and secure. Only 2.4% indicated that the user and non-users should receive education regarding park facilities and programs which could be interpreted as more public relations effort or a continuing education program for the public. Employee benefits was another area suggested by staff. Pay increases were suggested for employees to stimulate better attitudes and increased production. Finally, staff suggested hiring a volunteer coordinator to hire, recruit, and train volunteers to assist in programs and increase volunteer assistance.

## **RESULTS OF QUESTION #2 (Existing Deficiencies)**

### **The Local Government Workshop:**

Three issues were identified as a high deficiency within the existing system by the local government's workshop. By almost a 3 to 1 margin, duplication of services and lack of coordination among county and local governments was the single most important issue identified. State representatives also implied that duplication of facilities exists to some extent and needs to be addressed. This will require a significant effort by all recreation providers to coordinate future programs and facilities relative to recreation markets within the region. Other issues of importance were the lack of services to the southern urban areas, and the disproportional geographic position of existing park facilities. The following is a rank order by percentage of the votes cast for each item identified by the participants:

### **High Priorities:**

- 26% - duplication of recreation facilities and lack of a coordinated system between county facilities and others at the state, regional and local levels.
- 14% - disproportionate distribution of programs and services, especially in the southern portions of the county
- 10% - disproportionate geographic location of parks within the county

### **Medium Priorities:**

- 8% - lack of a public transportation system to the parks
- 7% - not enough public relations concerning programs and facilities
- 7% - not enough revenues generated and not distributed equally
- 7% - lack of planning at the regional level and individual services
- 6% - do not include enough private enterprise and fear of competing

### **Lower Priorities:**

- 3% - lack of winter facilities
- 3% - more preservation of unique and natural areas
- 3% - more team sports facilities and programs
- 2% - lack of services to special populations, especially senior citizens
- 2% - lack of county-wide bicycle system

### **Other Suggestions:**

- more citizen involvement
- more young adult programs and services
- too many free services
- unionized staff is too costly
- more water related facilities
- promote a residents only policy
- lack of signs
- lack of programs leadership
- too much of a high fee orientation

### **The Oakland County Parks and Recreation Staff Workshop:**

The staff perceived deficiencies differently than did the local government officials and were specific as to the areas which need improvement. Five issues lead the priority listing, one; outdated facilities seemed to be more significant than the others which were more evenly spread.

### **High Priorities:**

- 19% - facilities and programs are outdated and need improvements
- 13% - communications with employees needed improvement
- 10% - administrators should provide better leadership and direction
- 9% - a team approach or cooperation among units were lacking
- 8% - there is a lack of revenue-producing facilities and costs keep rising

### **Medium Priorities:**

- 6% - frustration with the bureaucracy concerning implementation

- 5% - park locations are not well distributed geographically and new lands should be acquired
- 5% - programs are lacking in the southeast and others seem to compete with local governments
- 5% - the parks need better identification as county parks
- 4% - increase wages/benefits for full time and part time staff
- 4% - concern about county government competing with private enterprise

**Lower Priorities:**

- 3% - there should be a more active public relations effort
- 3% - lawsuits and liabilities are a problem
- 3% - there is a need for highly qualified professionals on staff
- 2% - there seems to be a lot of waste and lack of efficiency
- 1% - the cost of security systems requirements are too high
- 1% - lack of sports facilities

**Other Suggestions:**

- job enrichment classes-seniors would be beneficial, especially in the off-season
- urban centers need better access to natural resources
- need a better administrative complex
- salaries are not in proportion to responsibilities
- need security for bank deposits at the parks

At first there does not appear to be much agreement between the two groups about the existing problems or deficiencies within the County park systems. However, there are some overlaps. The local government officials point to a disproportionate distribution of programs (14%) and services and disproportionate location of parks (10%) as their second and third highest deficiency. These are only medium priorities with staff, 5% and 5% respectively. It is interesting to note that both priorities fall close together in each group. But the most significant feature is that they were identified as medium to high priorities by each group.

Another significant point identified by both groups as medium deficiencies, 6% by local government officials and 4% by OCPR staff indicate a concern about the county park system competing with private enterprise on certain recreation facilities or programs or not cooperating enough with private business by making opportunities available to the private vendor or concessioner.

The two groups generally agree that public relation efforts are a deficiency, 7% responding to this concern from the local government officials, and 3% responding from staff.

Another area which is a lower priority deficiency but nevertheless indicated was the lack of team sports facilities. 3% of the local government officials and 1% of the OCPR staff indicated this was a deficiency and the county should be providing this type of facility to serve the entire county, possibly like a tournament facility.

Other suggestions were fragmented with only one issue being remotely similar. That issue as identified by the local government official group indicated "the union is too costly" and the OCPR staff suggesting that salaries "were not in proportion to responsibilities".

The local government officials indicated a very strong desire to work with other government agencies such as state, HCMA, townships, cities and villages to promote a

better coordinated system and avoid the costly errors of duplication in programs and facilities. Other interesting perceived deficiencies focused on a lack of public transportation to county parks, a lack of planning at the regional levels and the individual service modes, revenues and facilities not distributed equally. The lower needs are also worth mentioning such as lack of winter facilities and warming shelters, preservation of the unique natural resources, more team sports, lack of service to special populations, i.e., senior citizens and lack of bicycle paths. Other elements that were suggested, although did not form a consensus could be viewed as insignificant or very important depending on your perspective. Those which are facility related were, more water related facilities like fountains, and signs. Program related items include, more citizen involvement and young adult programs. Finally policy and issues focused on high user fees, resident/non-resident charges and lack of leadership.

The OCPR staff on the other hand indicated a very different list of needs, as one might expect. Facilities were strongly indicated as being out of date and needing improvements. In addition, many respondents felt that the management needed to modernize their philosophy and update strategies for improving programs and public relations. Another area for improvement was communication with staff and better work environments which would promote efficiency and production. Other areas which were indicated as needs focused on more leadership from management meaning a well defined policies and clear decisions so that all know what is expected. This was reinforced by the "team approach" being noted as lacking between groups such as golf courses and park operations personnel. This was suggested to harbor special interests within the system. There was also a sense of frustration from employees not being able to do their job efficiently because of the "red tape" or cumbersome way to purchase, implement and control their own groups needs. Finally, some felt higher wages were necessary to perform better and more in-service type classes or seminars would be beneficial especially during winter months. They also noted highly trained professionals were viewed as necessary to get the job done correctly. Other specific suggestions relating to facilities indicated a new administrative complex or "new main building" would streamline many operations and there was a lack of revenue to support existing facilities. Programs were not strongly indicated as being overly deficient other than out of date and not enough of them. Finally, specific issues centered on operations such as more security for the person making a bank deposit or time wasted by staff or liabilities incurred, which tended to be specific and basically unrelated to overall policies or major issues.

## **CURRENT COMMISSION FEES**

The percentages quoted are based on those who either responded in agreement, disagreement, or remained neutral. All administration groups agreed that the present fees charged by the Park Commission are appropriate. Positive responses ranged from 50% to 75%. The highest percentage of positive responses came from the Municipal Recreation Directors, Park Commission staff, and Park Commission Board members with 75% each. 50% of the Park Foundation members remained neutral.

Out of the total number of responses, a significant proportion of two groups indicated that they did not know. Over 1/4 of the City Managers and 1/3 of the Park Foundation Board members responded that they did not know in response to this question.

Again, the workshop indicated user fees were necessary to operate the county parks and when necessary increases should be implemented. Implications were made that the present fee structure was not high enough by the Commission staff and the local government's workshop suggested leaving fees at the same level or try to remain constant.

## **USER FEES**

The Administrators held a predominantly negative attitude towards the concept that user fees should recover all operating costs. The percentages of respondents opposing this concept were as follows: City Managers, 47%; Municipal Recreation Directors, 47%; park Foundation members, 85%; and Park Commission staff, 73%. County Commissioners were deadlocked on this issue with 36% in agreement and 36% in disagreement. 27% of the County Commissioners remained neutral. Only the Mayors and Township Supervisors and Park Commission staff had substantial proportions supporting this concept, with 50% each.

The workshop again indicated user fees were necessary to operate the county parks and implied that the present fee structure was not high enough by the Commission staff. The local government workshop suggested no increase and that fees remain constant.

## **SPECIAL ATTRACTIONS THAT WILL PRODUCE LARGE REVENUES**

There was considerably less support among Administrators for providing special attractions that will produce large revenues. It is interesting to note, however, that large majorities were in favor in the case of Municipal Recreation Directors (74% and Park Commission staff (56%). County Commissioners, Mayors and Supervisors, City Managers, and Park Foundation members expressed predominantly negative options in the proportions of 46% for to 38% against, 57% to 17%, 47% to 15% and 60% to 40%, respectively. A substantial number of administrators remained neutral.

This suggests that "the staff" including the directors see special attractions and high attendance with large revenues as a way to become more self-sufficient; while the elected officials are not as convinced that this is the solution. Both of the workshops indicated very strong support for innovative facilities and specialized programs. The commission staff indicated over 26% in favor of this self-generated idea. The local governments also suggested strong agreement with 11% voting for the concept.

## **LOWER USE FEES FOR THE DISADVANTAGED**

All Administrator groups strongly agreed that user fees should be lowered for the disadvantaged. Positive responses ranged from 60-85%. The highest percentages of positive responses came from the Mayors and Township Supervisors (86%), Municipal Recreation Directors (85%) and Park Commission staff (79%). The highest proportion of disagreement came from the City Managers with only 15%.

The local government workshop indicated a few comments that there was "too much of a high fee orientation".

## **PROVIDE FREE BUS SERVICE**

All groups responding, except for the Park Foundation Board disagreed with the provision of free bus service. Mayors and Supervisors lead the way (71%) followed by County Commissioners (64%), City Managers (60%), park Commission staff (53%), Park Commissioners (50%) and Municipal Recreation Directors (45%). Although these groups were strongly opposed, it is interesting to note the Park Foundation Board members were strongly in favor (67%) of providing this service.

## **INDOOR RECREATION**

The Administrator survey showed that 6 of the 7 administrator groups supported county provision of indoor recreation opportunities. The proportions in favor were, County Commissioners, 69%; Mayors and Township Supervisors, 57%; City Managers, 63%; park Foundation Board Members, 80%; Municipal Recreation Directors did not endorse the concept; only 30% favored such programs. Fifty percent were neutral and 20% were negative.

## **EXPANSION OF PARK COMMISSION PROGRAMS**

The Administrators demonstrated no overall uniformity toward expansion of Commission programs to compensate budget cuts at the local governmental level. The County Commissioners were opposed by 42% to 33%, and the Park Foundation opposed the expansion 40% to 25% with a 40% neutral opinion. The other administrators were in favor of expanding programs, 44% to 39% for City Managers, 45% to 35% for Recreation Directors, 53% to 20% for Park Commission staff, 65% to 13% for Mayors and Township Supervisors and 63% in favor and 13% against expansion among the Park Commission.

There was a high neutral response averaging 24%.

5% of the Oakland County Staff workshop indicated there is a need to provide outreach programs in the S.E. portion of the county probably to assist in filling gaps caused by local governments not able to provide such services.

## **RECREATION ACTIVITY PROGRAMS**

When asked if the Commission should improve its recreation programs, most of the Administrators tended to either agree or strongly agree with the concept. In the cases of senior citizens, handicappers, economically disadvantaged, there was a majority of support for all 7 groups. The percentages of them agreeing ranged from 50%-83% for senior citizens programs except for County Commissioners (46%) in favor and (39%) neutral, and the lowest support coming from the commission staff (25%) in agreement and majority of the staff remaining neutral (63%). Programs for the economically disadvantaged were favored by all groups ranging from 31% from the Commission staff to 83% from the Park Foundation Board members. High neutral response came from County Commissioner (46%), City Managers (41%) and Commission staff (56%).

In the case of providing more cultural programs, 6 out of 7 groups indicated support but not as strong as in those previously mentioned. County Commissioners were split on the issue with 25% for and 25% against the idea with 50% neutral. Only the Park Foundation Board members and the Park Commissioners strongly support the concept with 80% and 71% , respectively. The remainder of support ranged from 31%-47% with Mayors and Supervisors almost split on the issue with 32% against, 31% neutral, and 37% in favor.

When asked about providing a mechanism for coordinating programs with municipalities, there was very strong support by all groups. The commission staff with the least supportive at 60%, which is still very high, all other groups ranged in favor from 80% to 100%.

The administrators were very strong in supporting outreach type programs to inform citizens about county parks. In all cases 69%-100% agreement was indicated. Very little disagreement was even suggested, only 8% in the case of County Commissioners, 5% for



City Managers and 3% for Mayors and Township Supervisors. In most cases the reaction was 85% and over supporting this concept.

The workshops indicated a desire to see more innovative programming, using volunteers when appropriate, more programs reaching urban areas and more programs specifically for seniors and young adults, 18-25 years of age.

## **INDOOR SWIMMING POOLS**

The various administrator groups generally did not support the concept that the County should provide indoor swimming pools. (The County park system does not currently include any indoor pools but the need for indoor swimming opportunities in some locations was suggested as a result of the administrative workshop which included Township Supervisors, Mayors and City Managers and Recreation Directors).

Surprising, 54% of the County Commissioners endorsed indoor pools, 23% were neutral, and 23% were negative. 42% of Mayors and Township Supervisors supported such pools, 19% were neutral and 39% negative. City Managers were much less in favor; 32% agreed with the proposition, 21% were neutral and 48% disagreed. The recreation agency affiliated administrators generally did not support the idea. Sixty-seven percent of the responding park Foundation Board members were in favor but 40% of the Municipal Recreation Directors, 63% of the Park Commissioners, and 44% of the Park Commission staff were negative.

Clearly, professionals associated with the operation of public recreation facilities tend to disfavor the extension of county "provided" recreation programs to include indoor swimming pools, while elected officials, especially County Commissioners, are in favor.

## **INDOOR GOLF PRACTICE**

The response pattern was considerably different in the case of indoor golf practice facilities. Mayors and Township Supervisors and City Managers expressed strong negative feelings with 62% and 65% respectively disagreed with the idea of providing this type of facility. In contrast, 74% of Municipal Recreation Directors, 67% of Park Foundation Board members and 63% of Park Commission staff favored indoor golf practice facilities. Neither the park Commissioners nor the County Commissioners endorsed indoor golf facilities. 64% of the Park Commissioners and 42% of the County Commissioners were neutral, only 38% of the Park Commissioners and 33% of the County Commissioners favored such facilities.

## **EXERCISE AND RUNNING CENTERS**

At an early stage in the development of this recreation plan it was suggested that indoor facilities for running and other forms of exercise are needed in certain parts of the County not well served by municipal or quasi-public facilities (such as HCMA, local gymnasiums, etc.). The various Administrator groups were asked to react to the concept that the County provide indoor centers of this type.

Except for the City Managers, the majority of the Administrators were in favor of County operated running and exercise centers. However, in most cases, a substantial percentage remained neutral. 44% of City Managers were opposed to the idea and 22% were in favor.

One group representing approximately 5 people in the workshop for local government Administrators on April 12, 1985 suggested there should be small "campus" sites on the

southern part of the County focusing on personal fitness or possible fieldhouse with running track.

## **BASKETBALL AND OTHER SPORTS**

There was considerably less support for indoor facilities such as basketball and other sports than exercise and running centers. Small majorities were in favor in the cases of the County Commissioners, Mayors and Township Supervisors and Recreation Directors. The Parks Commission staff were in favor; 44% agreed with provision of such facilities, 25% against. City Managers and Park Commissioners expressed predominantly negative opinions in the proportion of 42% to 26% and 38% to 25% respectively. Again substantial numbers of Administrators remained neutral.

## **ICE ARENAS**

The Administrators were more consistently and strongly negative than in their attitudes concerning the County operating ice arenas than in the case of any other facility issue. The percentages of respondents opposing County involvement in ice arenas were as follows: County Commissioners, 54%; Mayors and Township Supervisors, 39%; City Managers, 68%; Recreation Directors, 45%; Park Foundation Board members, 17%; Park Commissioners, 63%; park Commission staff, 56%. Only the Municipal Recreation Directors (45%) and Park Foundation Board members (50%) had substantial proportions supporting the concept.

Once more, a substantial number of respondents remained neutral.

## **BANQUET HALLS**

Administrators connected with recreation agencies generally favored the Commission's operation of banquet halls. The percentages in favor were, Recreation Directors 60%, Park Foundation Board members 100%, Park Commissioners 88%, and Commission Staff 81%.

Administrators who were not affiliated with recreation agencies did not support banquet facilities. 39% of County Commissioners opposed the concept, 23% were neutral and 39% supported it. 57% of Mayors and Township Supervisors were negative, 22% were neutral and only 22% were in favor. City Managers were the least supportive, 63% were opposed, 11% neutral and 26% in favor.

These opinions are supported by the responses to question 17 (see Table 18 of Appendix). County Commissioners, Mayors and Township Supervisors and City Managers felt that the Commission should not operate facilities such as golf courses and banquet halls that are commonly run as private profit-making enterprises. 64% of the Commissioners, 51% of Mayors and Township Supervisors, and 41% of City Managers supported this position.

The Recreation Directors, Park Foundation Board members, park Commissioners, and Commission staff endorsed Commission provision of golf courses and banquet facilities; the percentages indicating support were 65%, 50%, 63% and 100% respectively.

## **CONFERENCE CENTERS**

The Administrators not directly involved in recreation were more supportive of the County providing conference centers than banquet facilities. 46% of County Commissioners endorsed conference centers, 15% were neutral, and 39% were negative. In the case of

Mayors and Township Supervisors, 43% were positive, 22% neutral and 35% against. City Managers were evenly divided; 47% agreed that conference facilities were appropriate and the same percentage opposed this type of facility with only a 5% neutral response.

All of the recreation administrator groups supported the provision of conference centers. The proportions for Recreation Directors, park Foundation Board members, park Commissioners and Park Commission staff being 65%, 100%, 86% and 86% respectively.

Indications from 3 groups representing 12 people participating in the County staff workshop on May 6 lends support to providing conference type facilities for staff training and education on continuous basis. This would relate primarily to a classroom/demonstration type of facility.

## **OUTDOOR RECREATION**

The Administrator Survey suggests very strong support of most outdoor recreation activities. In all areas except downhill skiing and swim mobiles, the Administrators favored such opportunities.

## **WAVE POOL/WATER SLIDE**

More than 50% of Administrator respondents endorse the concept of providing wave pool and water slides. Percentage in favor of providing this type of facility was 69% County Commissioners, 53% for Mayors and Township Supervisors, 68% for City Managers, 100% for Recreation Directors, 83% for park Foundation Board members, 88% for Park Commission members and 94% for Commission staff. However, a little less than 1/3 of the County Commissioners and Mayors and Township Supervisors were neutral on the issue.

Administrator responses to the same question ranged from 5% in the case of County Commission, Mayors and Township Supervisors and City Managers and 7% for Oakland park commission to 9% for Oakland Park staff. In addition, a number of administrators supported building special facilities such as wave pools in any new parks that are built. 30% of commissioners endorsed such construction allocating an average of approximately 10% of budgets over the next 5 years for this purpose. A third of mayors and Township Supervisors were in favor of allocating an average of 5% for this purpose over the next 5 years. Only 7% of City Managers advocated such special facilities but 70% of Municipal Recreation Directors expressed approval and allocated 6% of future budgets for this purpose. Endorsement percentages and budget percentages for the other Administrator groups were Foundation 75% and 5%, park Commissioners 38% and 4%, and Commission staff 40% and 5%, respectively.

Workshop - The Recreation Directors indicated that the wave pool has contributed to the success of the Oakland Parks and Recreation system.

Professional Workshop - High cost activity like wave pool will not be as necessary as they were 10 years ago due to population getting older and maintenance obligations.

## **SWIMMING BEACHES**

Majority of all groups endorse swimming beaches.

## **FAMILY CAMPING**

Seventy percent of the Administrators favor the County Commission to provide "family" camping. the majority of those indicating neutral or negative responses to family camping facilities were County Commissioners, Mayors, Township Supervisors and City Managers. Recreation Directors, Park Commissioners and Commission staff were 95% or more in favor of providing family camping facilities.

## **PICNICKING**

Unanimous agreement to continue family picnicking and general agreement, vast majority also supported group picnic facilities.

## **WALKING/HICKING TRAILS**

Unanimous agreement in support.

## **GOLF COURSES**

Approximately 70% and above supported golf activities except in the case of mayors and Township Supervisors, 57% supported golf. 1/4 of Mayors and Township Supervisors were neutral on the issue and another 1/5 do not think the County should provide golf facilities.

The Workshop results concerning Recreation Supervisors indicated golf administration should be examined for better organization and that new parks should be totally developed to include activities like golf. Directors, Mayors and Supervisors made mention of insufficient tee times.

## **FITNESS TRAILS**

The majority of Administrators endorse fitness trail concept in County parks, but 1/3 of Commissioners, Mayors, City Managers, Park Commissioners and Commission staff are neutral on the issue.

## **NATURE INTERPRETATION CENTERS**

The provision of environment interpretation (nature) centers is strongly supported. The percentages endorsing county run centers were County Commissioners, 46%, Mayors and Township Supervisors 72%, City Managers 53%, Recreation Directors 95%, Park Foundation Board members 100%, Park Commissioners 88%, and Commission staff 94%. Few Administrators expressed negative opinions but 39% of County Commissioners and 32% of City Managers remained neutral on the issue.

## **SOFTBALL COMPLEXES**

The majority of the Administrator groups favored the concept of softball complexes, although several included 20% or more neutral responses and substantial proportions of negative responses. 63% of Mayors and Supervisors, 56% of Commission staff, 53% of

City Managers, 46% of County Commissioners, and 43% of Park Commission endorsed softball facilities.

The most negative attitude was expressed by Recreation Directors; only 30% agreed with the concept and 65% did not support it.

### BOAT LAUNCH RAMPS

Approximately 2/3 or more of the Administrators support the Park Commission operation of boat launching ramps, except in the case of the Park Foundation Board Members, where 50% gave neutral response. However, 38% of the Park Commissioners did not endorse launch ramp activity for the County Parks.

### MOBILE RECREATION

The Administrator respondent groups tended to have similar opinions concerning the appropriateness of the County providing mobile recreation facilities in the case of skate, puppet, show and sports mobiles. In these four cases, the majority of the administrator groups strongly supported this type of activity. The Municipal Recreation Directors indicated the greatest support. The percentages of them agreeing or strongly agreeing were: skate mobiles-95%, puppet mobiles-95%, show mobiles-100% and sports mobiles-95%. The remainder of the administrator groups except the Mayors and Township Supervisors, and Park Foundation Board members were in favor usually in the 60%-70% agreement range with the County continuing to provide these 4 types of mobile recreation. One third or more of the Mayors and Township Supervisors did not favor these 4 mobile activities and 25%-30% remained neutral.

The pattern for responses was considerably different in the case of swim mobiles. Municipal Recreation Directors were still very positive with 80% agreeing or strongly agreeing. A major shift occurred in the case of Oakland County Park Commissioners and Commission staff responses. 72% of the Park Commissioners and 71% of the staff express negative opinions, no doubt reflecting negative experiences of the Commission in operating swim mobiles. However, the percentages in favor also decreased 10%-15% in the case of County Commissioners and City Managers.

### SNOWMOBILES

There was less support for providing snowmobiling in the County Parks than any other previously reported activities. County Commissioners were least supportive with more than 1/5 reacting negatively and almost 2/5 remaining neutral. Mayors and City Managers were somewhat more supportive with 53% and 59%, respectively being in favor. The most supportive groups were Recreation Directors and Commission staff with 85% and 81% favoring snowmobiling. Park Commission was 75% in favor of it.

### DOWNHILL SKIING

Administrators were even more negative when responding to downhill skiing. Only 17% of Mayor and Supervisors favored County provision of skiing opportunities. About 1/3 of County Commissioners and City Managers were in favor. Members of the Park Commission were almost as negative with 37% favoring skiing and 63% opposing. Even the Commission staff is more divided on this issue than those previously discussed; 44% in favor, 31% neutral and 25% are against.

## **NEW PARK LOCATIONS AND TRANSPORTATION**

The problem of where any new county parks should be located was primarily addressed in two questions. Question 7 in the Administrator Survey asked respondents to react to proposals that all new parks should be located in particular parts of the County. Although the wording of the questions directed respondents to consider the need to improve access to county park type opportunities, there is no doubt that many respondents would have been influenced by a variety of personal and municipal special considerations. For example, it is well known that some township officials would not welcome new parks because of elimination of private lands from the tax rolls or additional problems associated with increased traffic, road maintenance and law enforcement. Some elected officials, city managers and recreation directors may view a new county park within their jurisdiction as being unwanted competition, especially in the case of recreation activities that are commonly supported by user fees.

On the other hand, some administrators are in favor of new parks in their areas because they anticipate economic advantages such as higher land values, increased commercial development, shift in the tax base and more jobs. Therefore, the responses to questions covering the location of new parks must not be viewed as definitive expressions of individual's feelings concerning society's needs for recreation opportunities at a particular location. Clearly, there are many personal and public considerations affecting these opinions which would only be detected by in-depth interviews. No doubt, the responses of the various administrator groups would have exhibited interesting patterns if they had been tabulated by geographic location of municipality or agency. The relatively low number of individuals in the 7 administrator categories made it impossible to make a geographic analysis as was done with the citizen survey without identifying individuals, municipalities or agencies.

## **LOCATE NEW PARKS NEAR HIGH-VOLUME HIGHWAYS**

All of those responding to this question indicated disagreement that new parks should be near high-volume highways. The range of percentages was from 38% for Park Commissioners, 39% County Commissioners, 42% Recreation Directors, 44% Commission staff, 47% Mayors and Township Supervisors, 53% for City Managers and 66% for Park Foundation Board members. A large portion of the remaining percentages were neutral responses.

Both the local governments workshop and the OCPR staff workshop indicated access to parks could be improved. 5% of the local governments suggest it as a medium goal as did 6% of park staff.

## **NEW PARKS IN S.W. PART OF THE COUNTY**

All seven groups of the administrative survey disagree that all new parks should be located in the S.W. 1/4 of the county.

Those connected with the Oakland County Parks and Commission disagreed by a strong majority that new parks should be in the S.W.; 80% Park Foundation Board members; 75% Park Commissioners, and 67% of the Commission staff. The Mayors and Township Supervisors (55%) and the City Managers (53%) also indicated disagreement to the concept. The County Commissioners and Municipal Recreation Directors did not support the idea either resulting in 46% and 37% respectively. Those who indicated some support the idea were Recreation Directors, 32%, County Commissioners 31%, City Managers

26%, and Park Commissioners, 25%, those remaining were less than 14% in support of the idea.

The local governments workshop indicated approximately 5% of those attending specifically stated a lack of services in the south end and reinforced that items with an additional comment relative to "a lack of recreational facilities in the southwest portion of the county."

#### **NEW PARKS IN S.E. PART OF THE COUNTY**

Results from the Administrator Survey indicated a majority of the County Commissioners (46%) and Recreation Directors (47%) agreed that all new parks should be located in the S.E. 1/4 of the county. However, 53% of the Mayors and Township Supervisors disagreed and 22% were neutral leaving only 25% in favor. City Managers were evenly divided with 42% agreeing and disagreeing. The groups associated with Oakland County parks strongly opposed the idea; 80% of the responding Park Foundation Board members, 57% of the Park Commissioners, and 67% of the Commission staff disagree.

Both the Oakland County Recreation staff and the local governments workshops indicated that parklands needed to be acquired in the southern portion of the county but no one indicated specifically the S.E. 1/4. Others did suggest, however, the S.W. 1/4 for any new parks. Most responses suggested there was an unequal geographic distribution of existing parklands in the county and felt there was not enough parkland in highly populated areas.

#### **LARGER PARKS IN DENSELY POPULATED AREA**

There was general agreement among most of the Administrators that large parks serving densely populated areas should remain under the county authority. the County Commissioners were the most evenly divided with 38% in favor of maintaining control, 31% neutral and 31% in favor of local governments taking the responsibility. The Recreation Directors were in favor of county control by 53% to 21% and 26% neutral. The Mayors and Township Supervisors agreed with county control 58% to 24%, and the Park Foundation Board members were 50% to 33% in favor of the county. City Managers opted for the county control and operation by 63% to 26%, the Park Commissioners by 63% to 25% and Park Commission staff by 63% to 31%.

There was an average of 17% overall of respondents remaining neutral.

#### **LOCATING PARKS WHERE THERE ARE GOOD UNDEVELOPED RESOURCES**

The Administrators were somewhat divided on the placement of new county parks on good undeveloped land. the Park Foundation was strongly in favor of this use by 83% to 17%. The Park Commission staff was divided equally for and against at 37.5% and 25% neutral. The Mayors and Township Supervisors were slightly against by 42% to 36% and 22% neutral. The rest of the Administrators were against this land use with 53% of the City Managers, 63% of the Park Commissioners, 62% of the County Commissioners and 63% of the Recreation Directors against and only 10% in favor.

An average of 14.5 % neutral response occurred with a range of 0.0% to 25%.

#### **SMALLER COUNTY PARKS IN SOUTHERN OAKLAND COUNTY**

Assuming large tracts of land in the southern portions would be difficult to acquire for parkland, the concept of developing smaller county parks was proposed. The Park

Commission (50%) and Commission staff (53%), disagreed with the idea, with 38% and 40% agreeing respectively. The remaining administrators strongly agreed with the concept. All of these groups were not associated directly with the parks except for the Park Foundation Board members who agreed by 80%.

#### **MINIMUM SIZES FOR COUNTY PARKS**

The majority of Administrators placed the minimum size of county parks to be between 100 and 200 acres. A 100 acre minimum size was proposed by 71% of the City Managers, 60% of the County Commissioners, and 43% of the Mayors and Township Supervisors. A 200 acre minimum size was proposed by 38% of the Park Commission staff, 40% of the Recreation Directors, 43% of the Park Commissioners and by 60% of the Park Foundation.

Overall, 38% were agreed to the 100 acre minimum, 32% on the 200 acre minimum, 16% on a 300 acre minimum, 6% on a 400 acre minimum and 7% felt the minimum should be 500 acres.

#### **COUNTY ACQUISITION OF LARGE MUNICIPAL PARKS AND GOLF COURSES**

Both the County Commissioners (50%) and the County Park Staff (37%) indicated they agreed this would be desirable. the Mayors and Township Supervisors (47%), City Managers (53%) and Recreation directors (42%) disagreed with this notion. Both the County Park Commission was split evenly at 38%, and the Park Foundation Board members with 20% agreeing and disagreeing with the idea.

The workshops did not produce any comments relative to this idea.

#### **POSSIBLE EXTENSION OF COUNTY PARK SYSTEM**

Both the citizens questionnaire and the administrator questionnaire include a question covering the possible expansion of the Oakland County Park system to include historic sites, natural areas, greenbelts and linear parks. Similar issues were identified as being important by the various workshop participants.

#### **HISTORIC SITES**

There was considerable support for the Parks Commission extending the scope of its system to include historic sites. 60% of those who responded to this question in the citizen survey endorsed the county operation of historic sites and only 16% opposed the idea, 25% were neutral.

The administrators on the other hand tended to be divided on the issue. Mayors and Township Supervisors were slightly in favor; 39% agreed with the proposition 31% remained neutral and 31% disagreed. City Managers were more strongly supportive, the percentages being 44%, 22% and 33% respectively. 50% of Municipal Recreation Directors favored the idea and only 25% were opposed. 80% of Park Foundation Board members were supportive and 20% remained neutral. Three groups of administrators expressed predominantly negative opinions. These were County Commissioners (54% negative), Park Commissioners (50% negative) and Park Commission staff (50% negative).



## **NATURAL AREAS**

Inclusion of unique natural areas was more strongly supported than historic sites by the Administrators. The percentages in favor were County Commissioners, 46%, Mayors and Supervisors, 68%, City Managers, 78%, Recreation Directors, 65%, Park Foundation members, 67%, Park commissioners, 63% and Park Commissioner staff, 47%. Three groups represent approximately 15 participants within the workshops indicated sentiments toward preserving environmental features and/or sensitive lands and when possible near urban areas to provide access by the densely populated areas.

## **OPEN SPACE RESERVES**

Most of the Administrator groups were similarly supportive. Percentages in favor being County Commissioners, 46%, Mayors and Supervisors, 51%, City Managers, 61%, Recreation Directors, 68%, Park Foundation Board members, 80% and Park Commissioners, 43%. The Park Commission staff were opposed to the concept; 64% opposing the concept and only 36% indicating approval.

## **LINEAR PARKS**

Citizen respondents strongly favored inclusion in the county system of linear parks that would connect county, HCMA or state parks and contain riding and hiking trails. Sixty-nine percent agreed with this proposition and only nine percent opposed.

Most of the administrator groups supported inclusion of linear parks in the system; the percentages in favor were Mayors and Township Supervisors, 50%; City Managers, 80%, Recreation directors, 53%; and Park Foundation Board, 60%. County commissioners were not as supportive; 39% disagreed and only 31% were in favor. Park Commission staff were even more negative, 53% disagreed and 27% agreed. The Park Commissioners were divided on the issue with 38% in favor and 38% against the idea.

It is interesting to note that all 5 groups of the County Park staff during the May 6, 1985 workshop indicated land purchase or future acquisition in some capacity and 4 out of 5 groups of the April 12, 1985 workshop suggested similar land banking concepts. However, only 3 out of 10 groups self-initiated responses concerning "preservation of unique land areas", "location of sensitive lands", "preserving environmental features in the form of nature sanctuaries", "land should be reserved for open space" and natural "resources near large metropolitan areas should be made accessible to the public".

## **TOURIST REVENUES**

The Administrator's attitudes toward increasing tourist revenues by providing tourist attractions were strongly negative. The percentages of respondents opposing county involvement in providing camping and other tourist attractions were as follows: County Commissioners, 54%; Mayors and Township Supervisors, 45%; City Managers, 69%; Park Foundation Board members, 67%. Only Park Commission staff (53%) and Municipal Park and Recreation Directors (42%) had substantial proportions supporting the concept.

Both workshops implied solid financial planning as a very high need and additional user fees were appropriate should be considered as proper methods of raising revenues, and there appeared to be a lack of revenue producing facilities currently.

## **COUNTY OPERATING PROFIT MAKING FACILITIES**

**There was strong division of opinion concerning the operation of profit-making facilities (typically private) by the Commission. In favor of these ventures were the County Commission by 64% to 18%, the Mayors and Township Supervisors by 51% to 32% and the City Mangers by 47% to 37%.**

**Against the concept were the Recreation Directors by 65% to 20%, the Parks Commission by 63% to 13%, with 25% neutral, the Parks Foundation by 50% to 0.0% with 50% neutral and the Parks Commission staff were 100% opposed to a profit-oriented system for their golf courses and banquet halls.**

**Even with 50% of the Park Foundation remaining neutral, the average was 20% for neutral responses.**

**The Commission staff workshop indicated concern about public sector and private business doing similar activities. The Local Government's workshop also indicated that the County was competing with private business and the lack of sensitivity to incorporate private enterprise into park facility operations. It was also implied that the County had no business endorsing the use of alcohol in county operations.**

RECEIVED OCT 17 1991

OAKLAND COUNTY PARKS AND RECREATION COMMISSION  
AND LOCAL PARKS DEPARTMENTS DIRECTORS  
MEETING

Tuesday, January 29, 1991, 8:30 a.m.

The meeting was called to order by Oakland County Parks and Recreation Commission Chairman Lewis Wint in the banquet room of the Glen Oaks Golf Course Clubhouse.

PRESENT:

Oakland County Parks and Recreation	Lewis Wint, Chairman
	Jean Fox, Vice Chairman
	George Kuhn, Commissioner
	Ralph Richard, Manager
	Jon Kipke, Assistant Manager
	Frank Trionfi, Chief, Admin. Services
	Joe Figa, Chief, Design and Development
	Daniel Stencil, Chief of Parks
	Mike Thibodeau, Chief of Golf
	Janet Pung, Public Communications Officer
	Susan Wells, Recreation Supervisor
Waterford Twp. Parks	Richard Cartmill, Director
Springfield Twp. Parks	Sherry Swindell, Director
Oxford Twp. Parks	Mark Brochu, Director
W. Bloomfield Twp. Parks	Joey Spano, Director
Northville Community Recreation	John Anderson, Director
Independence Twp. Parks	Ann Conklin, Director
Novi Parks and Recreation	Dan Davis, Director
Royal Oak Rec. & Public Serv.	Jim Perry, Director
Southfield Parks	Jef Farland, Director
Troy Parks & Recreation	Tom McKinney, Superintendent
Berkley Parks & Recreation	Kevin Price, Director
Clawson Parks & Recreation	Mickey Alderman, Director
Pontiac Recreation Division	Butch Finnegan, Director
Bloomfield Hills Rec/Comm Serv.	June Hamilton, Director
Orion Township Parks	Mark Vagi, Director
Oak Park Recreation	Steve Woodberg, Director
Huntington Woods Parks & Rec.	Fred Lindholm, Director
Rochester-Avon Rec. Authority	Tod Gazetti, Assistant Director
DDB Needham Advertising	Marilyn Palliaer, Pub. Rel. Mgr.

Oakland County Parks and Recreation Commission Chairman Wint opened the meeting by thanking everyone for attending this meeting.

Mr. Wint stated that one of the Oakland County Parks and Recreation Commission's goals is to strive to become self-supporting with revenue-generating facilities, not by duplicating what the local communities are providing, but to provide what they cannot.

The purpose of this meeting is to receive feedback from the communities on how the Oakland County Parks Commission can help the local communities and what they perceive the Parks Commission's role is on the following subjects:

Mr. Alderman remarked that the community brochure program has also been very helpful as an advertising tool.

Mr. Richard questioned and received a favorable response to the idea of a county-sponsored tennis tournament. The communities also requested the Commission consider sponsoring a golf tournament.

Ms. Conklin noted that this could possibly be tied in with the Michigan Recreation and Park Association's Sportsfest--possibly a regional level tournament.

It was suggested that a staff person at the county level would be necessary to oversee the tournaments.

Ms. Swindell remarked that her community no longer provides a senior athletic coordinator and requested Oakland County Parks Commission consideration to provide that position at the county level.

#### Therapeutic Recreation:

Discussion of staffing led to the question for the need for a therapeutic recreation coordinator, a position the communities agreed was desperately needed.

The communities informed the County Parks Commission that, when the program was initiated under Monica Walch, it was a tremendous success.

Mr. Richard noted, however, when the program first began the department directors were much more committed to the program themselves. A greater effort must be made at the directors' level for the program to succeed.

The communities feel it's the County's responsibility to coordinate the program, citing the Commission's availability of funds and resources to provide this service to the communities.

Also, with the Americans with Disabilities Act coming into law in 1992, those communities without therapeutic recreation staff will need assistance to conform with the law's requirements.

The person filling that position for the county the last few years was much more involved with Orion Oaks than with therapeutic recreation. The communities concurred that the county should refill that position with someone strongly committed to the field, otherwise it would be a step backwards for the progress already made.

#### Orion Oaks:

Mr. Wint noted that, with the defeat of the millage proposal for Orion Oaks, staff and Commission are struggling with the future direction of the park.

Mr. Vagi noted that the Commission will continue to have a struggle with any kind of tax support for this park.

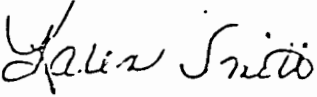
If another millage is considered, it was suggested to offer the taxpayers something tangible at the park, such as opening the park for day use--let the people use the park now.

Other directors noted that their communities felt the plan was too grandiose as presented to the taxpayers.

Ms. Hamilton suggested a "think tank" with community representatives, in order to ask for their ideas on the reasons for the ballot response. Ms. Palliaer responded that the Oakland County Parks are planning to do some research, in which focus groups will be meeting to discuss that and other issues.

It was suggested that the Oakland County Parks Commission invite the local parks board and commission members to a meeting to request their feedback on these issues. Oakland County Parks will send a letter to the local parks departments as a follow up to today's meeting and to begin coordinating the meeting with the board and commission members.

Ms. Conklin ended the meeting by urging greater participation in the Northwest Parks and Recreation Association by the directors and to encourage their staff to get re-involved.



Karen Smith  
Recording Secretary

OAKLAND COUNTY PARKS AND RECREATION COMMISSION  
AND LOCAL PARKS DEPARTMENT DIRECTORS AND COMMISSIONERS  
MEETING

Wednesday, May 15, 1991

The meeting was called to order by Oakland County Parks and Recreation Commission Chairman Lewis Wint in the banquet room of the Glen Oaks Golf Course Clubhouse at 7:41 p.m.

PRESENT:

Oakland County Parks	Lewis Wint, Chairman George Kuhn, Commissioner Jack Olsen, Commissioner Ralph Richard, Manager Frank Trionfi, Chief, Admin. Services Joe Figa, Chief, Design & Development Dan Stencil, Chief of Parks Sue Wells, Chief of Recreation Sandy DeVonce, Therapeutics
Beechwood Acres Homeowners Assoc. Berkley Parks and Recreation	Sandy Zhihar Pam Hardy Betty Fuertsch Kevin Price
Bloomfield Hills Parks & Recreation	Steve Lackey June Hamilton Janet Strote
Clawson Parks & Recreation	Jerry Bronersky Heidi Mason Gary Beeson
Farmington Hills Parks & Recreation	Barb McCann Dennis Fitzgerald Mary Foran Andrew Lang Mike Horner Don Potter Dean Pollard
Hazel Park Parks & Recreation Novi Parks & Recreation	Bill Upina Nick Valenti Diana Canup Phil Koneda Gerald Shulman Dan Davis Bob Pheiffer
Oak Park Parks & Recreation	Jerry Naftaly Philip Cutler Chuck O'Malley James Emanuel Steven Woodberg Myron Korobkin
Royal Oak Parks & Recreation	Sheryl Schmidt Susan Wedley Robert Muller Bob Weber Jim Roberts David Richards
Southfield Parks & Recreation	Bonnie Powers Leon Avedisian Paul Cooper Chuck O'Neil Bill Waterhome Jef Farland Denny Merquardt

May 15, 1991  
Page Two

The Oakland County Parks slide presentation was shown. Chairman Wint welcomed all and thanked them for coming. He introduced the Oakland County Parks Commissioners and staff who were present.

DIRECTION FOR THE PARK SYSTEM: Chairman Wint stated that our goal is not to duplicate what is done in the local communities. The direction for the past 25 years has been basically acquisition and development. The Parks Commission is starting to take a different direction, looking at the historical aspects of the site, as well as the location. If the location is right, and we can fill a need, the size is not important. Parcels as small as seven acres have been considered.

Manager Richard also stated that there may be a need for some special use parks. As an example, there are only six truly active farms left in Oakland County. The Commission may decide to preserve and operate one of those farms.

The Commission sets aside \$300,000 per year for land acquisition. We are currently trying to purchase the Lyon Township Rookery property. In response to a question on the county's future development plans for the Novi area, Mr. Richard stated that several communities in that portion of the county are not interested in having a county park in their area. In the future, a wave pool, possibly indoor, in the southwest part of the county could be considered.

Steve Woodberg, Oak Park, noted that people in his community do use and appreciate the Oakland County facilities.

A comment came from Farmington Hills with regards to a wave pool or ice arena in Farmington Hills, noting that the majority of their citizens would like to see a facility like this in their area.

A question was raised as to the future developments at Glen Oaks. Mr. Richard stated that Glen Oaks is currently at their maximum development.

Sue Wells, Chief of Recreation for Oakland County Parks, explained what the Mobile Recreation program has to offer. Most communities make use of the Mobile Recreation program. There is a community assistance program available for all communities which is very helpful.

A county-wide master plan was considered to help communities acquire their own land or link properties together. The Oakland County Planning Division is currently working on a master plan for a trail system throughout the county to link trails together. The Parks Commission has no plans to own the right-of-way for trail systems. Commissioner Olsen stated that a recent survey has been sent out regarding a state-wide master plan for bike trails.

May 15, 1991  
Page Three

ORION OAKS:

Chairman Wint commented on how appreciative the Commission was of the community support received on the recent operating millage renewal. We successfully renewed our 1/4 mill for ten years.

Orion Oaks, with help from local communities and groups, was planned to create a camping experience for youth of Oakland County via school camps, band camps, educational programs, etc., and also to accommodate the handicapped. The plan is currently on hold due to the recent 1/2 mill proposal defeat.

Royal Oak passed a resolution not to support the millage for Orion Oaks. They liked the concept, but with the cutbacks and recession, felt the timing was not very good. It appears that the voters were more receptive to preservation and acquisition rather than development.

The Commission will review Orion Oaks and make some changes before they come back to the voters. To develop Orion Oaks in phases, it would take approximately 17 years.

The general consensus was to continue with plans for the development of Orion Oaks, feeling there is a definite need.

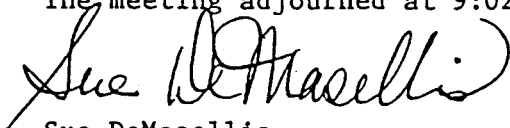
THERAPEUTICS:

The Commission will be taking an active role in programs for therapeutic and handicapped groups. We are looking at how we can help the various communities include handicapped individuals in a regular sports program; the same thing is being considered for a Senior Citizen program. We are going to commit a two-year time span to establish programming in these two areas.

Farmington Hills supported the county's move back into that area, feeling County coordination is the key to make the program work.

Mr. Richard discussed how the State of California promotes and successfully passes their millages. There will be a sign up sheet after the meeting for anyone interested in additional information regarding municipalities that have been successful in passing millages. We also are interested in forming an informational committee for county-wide millages. The directors at the directors' meeting were very supportive of this.

The meeting adjourned at 9:02 p.m.



Sue DeMasellis  
Recording Secretary

\*As of 6/10/91, Mickey Alderman and Dennis Fitzgerald were the only two people who signed up for a special millage committee.



Thursday, June 13, 1991

Independence Township Offices

Approximately 20 representatives of parks and recreation commissions from Springfield, Independence and Orion Townships were present, along with Ralph Richard and Dan Stencil from Oakland County Parks.

--the Oakland County Parks slide presentation was viewed.

--the Orion Oaks ballot issue was discussed. The various communities expressed interest in potentially building an indoor pool complex that could be funded by the communities and then operated by Oakland County Parks.

--they were very supportive of the Commission's commitment to land acquisition for the immediate future.

--an interest was expressed for future involvement in the special populations program.

--the various communities also expressed interest in the special county-wide millage and would be interested in further updates on the potential development of such a millage.

sd

OAKLAND COUNTY PARKS AND RECREATION COMMISSION RETREAT  
April 13 and 14, 1991

The Retreat was called to order at 10:41 a.m. on April 13 by Chairman Wint in the Lancaster Room of the Thomas Edison Inn in Port Huron, Michigan.

COMMISSION MEMBERS PRESENT:

Chairman Lewis Wint, Vice Chairman Jean Fox, Secretary Pecky Lewis, Jr., George Kuhn, Richard Kuhn, Jr., John Olsen, Alice Tombouljian, Richard Vogt

COMMISSION MEMBERS ABSENT:

Fred Korzon, Thomas Law

ALSO PRESENT:

Parks and Recreation

Ralph Richard, Manager  
Jon Kipke, Assistant Manager  
Joseph Figa, Chief, Design and Development  
Janet Pung, Public Communications Officer  
Frank Trionfi, Chief, Admin. Services  
Mike Thibodeau, Chief of Golf  
Dan Stencil, Chief of Parks  
Roger Coles, Facilitator  
Robert Frost, Facilitator

Central Michigan University

The purpose of the Retreat was to review the mission statement, three-year goals, and one-year objectives that were established at the 1990 Retreat and to focus on establishing second-year objectives for those goals.

Human Resources:

Jon Kipke reviewed the 1990-91 objectives, noting staff accomplishments and those objectives that have not been met.

Commissioner G. Kuhn requested a listing under goal #2 of those staff members who are four or two-year college graduates.

Vice Chairman Fox noted, for objective 4.1 "Solicit feedback from staff on improved communication", that it was inappropriate for the Commission to be involved in administrative decisions.

After the discussion, the facilitators suggested adding the following objectives under goal 5:

- 5.5 Direct questions/concerns to staff prior to Commission meetings.
- 5.6 Be prompt and prepared for Commission meetings.
- 5.7 Introduction/interaction with staff during Commission meetings.

**OAKLAND COUNTY**  
**Inter-Departmental Memo**

Date June 3, 1991

From: Ralph Richard, Manager  
To: Administrative Supervisory Staff *SR*  
Subject: Commission/Staff Retreat Minutes

---

---

Attached are the minutes of the April 13 and 14 commission/staff retreat.

Please review them. If you feel something has been misinterpreted, please get back to me with your corrections within two days.

*Ralph*  
Ralph

RR:ks

Attachment

(Commission Retreat, April 13 & 14, 1991)

Consumer Resources:

Jan Pung reviewed the 1990-91 objectives, noting staff accomplishments and those objectives that have not been met.

After the discussion and in response to a suggestion by Commissioner Tombouljian, Commissioner Olsen requested objective 3.1 be changed to read as follows:

- 3.1 Better publicize and continue environmental recycling and/or outdoor preservation information, not only in the Acorn and Oaknotes, but in all of our publications.

Financial Resources:

Frank Trionfi reviewed the 1990-91 objectives, noting staff accomplishments and those objectives that have not been met.

Commission expressed concern over objective 1.2, "Develop new millage package for land acquisition." Staff noted that this millage is merely in the research stage; surveys will be conducted to see if the millage is feasible or if there is any support for it.

Commission suggested the objective be changed to read as follows:

- 1.2 Research new funding sources.

Commissioner Tombouljian suggested objective 3.2 be changed to read:

- 3.2 Formulate decision on the utilization of Orion Oaks grant.

Staff noted that they felt the grant already approved by the state for the beach improvements at Orion Oaks should not be used. Commissioner Olsen concurred, feeling the Commission would be acting responsibly by returning the grant, and suggested it be returned in such a way that the money would go back into the grant "pot" for next year.

After further discussion, the Commission recommended the following additional changes for the 1991-92 goals and objectives:

Delete goal #4 and objective 4.1.

Change goal #5 to a new goal #4 and to read as follows:

4. Provide funding for future capital improvement and acquisition.

The old objective 4.2 to become 4.2 under the new goal #4.

Staff reviewed objective 6.2 noting the delays we have experienced in working with Computer Services while trying to establish the computer maintenance program. Commission expressed their concerns over the delay and discussed methods of re-opening dialogue with Computer Services and how to expedite staff's requests.

Commissioner Vogt requested staff receive a legal opinion from Corporation Counsel as to whether or not the Parks Commission must get approval from the CUAC Committee to purchase our computers, since the Parks Commission has separate funding through the millage.

(Commission Retreat, April 13 & 14, 1991)

Physical Resources:

Joe Figa reviewed the 1990-91 objectives, noting staff accomplishments and those objectives that have not been met.

Objective 1.2: Staff recommended Commission consideration to redefine the phrase, "appropriate lands," such as looking at smaller parcels, and of our philosophy to develop those parcels right away rather than considering future development.

Mr. Figa requested the following objective be added under goal #1:

- 1.3 Follow through on the Rose Township Acquisition.

Commissioner Tombouljian requested that objective 4.1, which had been deleted from Financial Resources, be added as objective 1.4 as follows:

- 1.4 Continuation of research on land and/or facility availability.

Chief of Parks Dan Stencil suggested having an assessment done on all the properties in Oakland County that may be significant to the Commission.

It was also suggested that the Commission increase their interest in historical preservation, basing some acquisitions on their historical characteristics/value rather than their natural characteristics.

After discussing goal #3, the following changes were recommended:

Change objective 3.1 into goal #3 as follows:

3. Continue to review Orion Oaks plan in light of funding and new conditions--determine direction.

Add the following objective as 3.1:

- 3.1 Review the hunting requirements/control.

Staff discussed the progress being made on the Rookery, noting that because of zoning changes unknown to our appraiser, the appraised value we received on the parcel was low. Staff was directed to check on that zoning information with the appraiser and then inform the Commission of the proper value.

Conservation Ethic:

Dan Stencil showed a short video from Scott Paper Products and informed the Commission that the parks are involved in a testing program with Scott for both cost and waste reduction.

Commission discussed several conservation ideas; Commissioner Tombouljian suggested we bring those ideas, plus our involvement in them, to the attention of the general public.

Commission reviewed the conservation ethic statement and stewardship philosophy of Lake Metroparks in Ohio.

Vice Chairman Fox proposed the Commission consider adopting a similar conservation ethic mission statement as a commitment to the environment.

(Commission Retreat, April 13 & 14, 1991)

Commissioner Olsen suggested that, rather than a new mission statement solely for this purpose, add to the end of our current mission statement the following phrase: "...and is sensitive to their environmental and conservation concerns."

Discussion followed, after which staff was directed to look at what the department is currently doing, find out what else we could be doing, and to work with Jan Pung's section to inform the general public.

Refrigerated Toboggan Run:

Staff showed a video of the refrigerated toboggan run at Pokegan State Park.

Future Direction for Community Programming:

Staff informed the Commission that two meetings have been set, May 15, 7:30 p.m. at Glen Oaks, and May 29, 7:30 p.m. at Waterford Oaks, to which the parks and recreation boards and commission members from throughout the county have been invited. Agenda for these meetings includes future direction for the Oakland County Parks, Orion Oaks, and therapeutic recreation.

These meetings are in response to a parks and recreation directors meeting held in January. At that time, those directors attending expressed their concerns about the continuation of the therapeutic recreation program.

Staff is considering hiring a recreation specialist to coordinate the seniors programming. The position will be part time to begin, with consideration for full time if the program grows. For therapeutic recreation, Jackie McParlane's position would be filled with an entry level full-time recreation specialist.

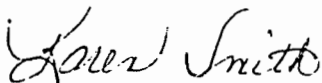
Commissioners expressed their concerns about the role of the person handling the therapeutic recreation program, as to whether or not we are filling the communities' roles or coordinating for everyone. Commission feels our role is not to do their programs, but to help and establish.

Commission concurred that therapeutic recreation programming is necessary, but questioned our level of involvement. Staff noted that our current budgetary commitment is less than 1%.

There was a consensus of Commissioners in support of staff filling the two recreation specialist positions; these positions have already been approved in the budget.

Retreat was adjourned at 11:58 a.m. on April 14.

Pecky D. Lewis, Jr.  
Secretary



Karen Smith  
Recording Secretary

CONSUMERS  
GOALS/OBJECTIVES  
OUTCOME MEASURES

GOAL 1

Provide recreational activities and services that meet the needs and wants of Oakland County residents.

Objective 1

Explore existing consumer feedback methods.

- a. Park and golf course staff will be asked to respond on how they use the information from comment cards.

Parks and golf course staff were surveyed on their use of cards.

Nearly all of the 10 supervisors responding to the survey indicated that they use the comment cards with handout materials or with information displays.

All 10 supervisors said they read all comment cards and most distributed to their staff for review.

Half of the supervisors use the information to correct problems and respond to all complaints.

1991 Objective

To initiate follow through by Waterpark staff, provide more opportunities for visitors to receive comment cards, and integrate suggestions into facilities/programs.

## 1990 PARKS AWARENESS PROMOTION

Endorsement Ads: - All Oakland County Observer & Eccentric  
- Daily Tribune  
- Oakland Press

### Promotions

23 Direct Mailings eg: - Acorn readers - Target communities  
- Absentee voters - Subdivision associations

Logo postage cancellation

Media information packets

Banners

Yard signs

Placemats

Logo giveaway items

Balloons

Answering machine messages

Billboard

Bus transit signs

etc., etc., etc.

### Slide Presentations

125 groups, reaching 3,500-4,000 persons

### Parades

Seasonal and full-time staff participation in 22 parades throughout Oakland County

### Media Coverage

15 different news articles in scores of metro papers, local dailies, weeklies and specialized publications

10 editorials all endorsing both proposals

15 letters to the editor were published in Oakland County newspapers



CONSUMERS  
GOALS/OBJECTIVES  
OUTCOME MEASURES

GOAL 1

Provide recreational activities and services that meet the needs and wants of Oakland County residents.

Objective 2

Explore new methods for obtaining feedback from non-user groups.

- a. Focus groups or similar public input/research method will be initiated.

After meetings with the commission manager, chief of design and development, public communications officer, and research representatives of DDB Needham, it was determined that a telephone survey of county residents may be the most effective method of obtaining valid data for master plan development and level of community support. (Focus groups could be considered as a secondary method.)

1991 Objective

To conduct an extensive survey of registered voters measuring their opinions on master plan development and acquisition, and voter support for additional millage.

OAKLAND COUNTY PARKS AND RECREATION COMMISSION  
RESEARCH CONCEPTS

1. Oakland County Parks would like DDB Needham to develop research proposals for two specific areas:

- \* Capital Development and Acquisition
- \* Oakland County Parks Master Plan

2. The information or research results anticipated should provide responses to the following questions and/or concerns:

- \* Is there support among Oakland County Parks residents for acquisition and development of more park lands? If so, how much/what kind of support is there from a quantitative/qualitative standpoint? Where does this support rank in priority among the other important issues of public concern? Is there voter support for an additional millage to accomplish our goals and findings?
- \* In regard to the Master Plan, do county residents want the Commission to:
  - \* acquire greenspace and hold it for development?
  - \* develop existing parks only and not make additional acquisitions? or
  - \* acquire and immediately develop land?

Oakland County Parks would like DDB Needham to present these proposals orally and in written form to the Commission in October of 1991. The agency will also stress the importance of research in the overall strategic planning and marketing of the existing Oakland County Parks and in the intention to acquire additional park land. Budgetary information for these studies will also be brought to light.

The results wielded by these studies will be used to determine the support among residents for a 1992 millage issue. Based on the support level among residents, a millage support campaign will be developed.

CONSUMERS  
GOALS/OBJECTIVES  
OUTCOME MEASURES

**GOAL 1**

Provide recreational activities and services that meet the needs and wants of Oakland County residents.

**Objective 2**

Explore new methods for obtaining feedback from non-user groups.

- b. Parks and special events staff will be evaluated to determine how participants learned about facilities/activities.

Methods for obtaining information on how participants learned about facilities and programs include:

- 1) Comment cards for immediate feedback or via return mail
- 2) Informal interpersonal conversations with "Scooter" park ambassador at parks
- 3) Surveys conducted at special events
- 4) Mini-surveys (1-2 questions) on entries for prizes at camper, Homearama, and builders shows
- 5) Discount coupons redeemed from Community Recreation Brochure ads, camping direct mailings, discount entertainment booklets, Summer Sizzler promotion, and other sources provide direct feedback on how consumers learned of a program.

**1991 Objective**

All above-mentioned methods of feedback will be evaluated and continued where appropriate with new methods being explored.

CONSUMERS  
GOALS/OBJECTIVES  
OUTCOME MEASURES

GOAL 2

Promote the visibility and image of the park system to existing and potential users.

Objective 2

Identify specific target markets to reach for improved visibility.

- a. Will seek methods to reach senior citizen campers (eg: mailings, camper show, camper clubs)

Three Florida-based campground associations were contacted to explore ways to reach Michigan retirees and older "snowbirds" who camp in Florida. The Florida Recreational Vehicle Association will accept camping brochures for a show in Tampa.

Oakland County AARP groups will receive a direct mail flyer with a camping discount.

In February, Oakland County Parks had a booth at the five-day Silverdome Camper Show. Staff interacted with hundreds of campers of all ages including senior citizens.

Trailer and RV dealers in Oakland County will receive discount offer flyers for distributing to their customers.

1991 Objective

Members of the National Campers and Hikers Association Inc. will receive \$1 off weekday camping and a series of articles on Oakland County Parks camping will be sent to the Michigander publication. In addition, all previous methods used to reach senior campers will be and evaluated and new methods will be explored.

This spring a plan will be developed to attract more groups to the Waterford Oaks and Red Oaks Waterparks. Direct mail, flyers, presentations to groups, and on-site promotion will be part of promotion.

CONSUMERS  
GOALS/OBJECTIVES  
OUTCOME MEASURES

GOAL 3

Promote a better appreciation of Oakland County's natural environment through outdoor experiences and programs.

Objective 3

Integrate environmental and outdoor education messages through existing public communications messages.

- a. Each issue of Acorn newsletter will include an item on environment.

News items on the 1990 Independence Oaks Earth Fair, Eco-tips, Seniors Outdoors programs and 1991 Earth Fair (along with announcements of all Nature Center environmental education programs) have been published in the last issues of the Acorn newsletter. This publication reaches approximately 15,000 individuals and organizations three times per year.

1991 Objective

To continue publishing information in the Acorn (and the Oaknotes employee newsletter) about the environment, recycling and/or preservation of the outdoors.

CONSUMERS  
GOALS/OBJECTIVES  
OUTCOME MEASURES

GOAL 3

Promote a better appreciation of Oakland County's natural environment through outdoor experiences and programs.

Objective 3

Integrate environmental and outdoor education messages through existing public communications messages.

- b. Place emphasis for media coverage and public participation at Independence Oaks Nature Center major special events.

During the past year, special media emphasis has been focused on promoting environmentally-oriented programs offered by the Independence Oaks Nature Center.

The 1990 Earth Fair received extensive exposure from pre-event announcements on WJR Radio. WJR brought the "Spirit of '76" remote broadcast facility to Independence Oaks for a live two-hour Jimmy Launce Show. The program featured interviews with chairman Lewis Wint, commission staff, and naturalists.

The Earth Fair was the subject of an Oakland County parks cable television program which was aired on seven cable systems in Oakland County.

A "feature tip" on the event was sent to newspapers and electronic media resulting in coverage by the Oakland Press and Channel 4.

As it has done with many past Oakland County Parks programs, the Observer & Eccentric Newspapers published a complimentary one-quarter page ad (valued at \$500).

From March 1990-March 1991, public communications prepared 70 news releases, public service announcements, cable TV announcements and flyers promoting Independence Oaks Nature programs.

(Naturalist T. Nowicki writes a column on nature for the Observer & Eccentric Newspapers and is featured weekly on WJR Radio.)

1991 Objective

To seek a sponsor to assist with promotion of environmental education programs in Oakland County schools or Nature Center Interpretive Programs.

Appendix C  
Program Schedules 1991

JANUARY

DATE	EVENT	LOCATION & TIME
03	SENIOR SKI PROGRAM WITH SENIOR OUTDOOR	IONC - 10 AM-NOON
04	BALLROOM DANCE	WOAC - 8-11 PM
09	SENIOR SKI CLINICS	GLO - 10 AM-NOON AND 1-3 PM
09	EXEC COMMITTEE MTG-OPF	
10	FAMILY & FRIENDS SKI NIGHTS	AO - 6-10 PM
11	ROUND DANCE	WOAC - 8-11 PM
12	SQUARE DANCE	WOAC - 8-11 PM
12	CROSS-COUNTRY SKI CLINIC FOR THE BLIND	GLO - 9 AM-1 PM
12	FAMILY AFFAIR SKI TOUR	IO - NOON-5 PM
12	OBSERVER & ECCENTRIC SKI SCHOOL	AO & IO - 9:30-11 AM AND 11:30 AM-1PM
17	BOARD OF TRUSTEES MTG-OPF	
17	SENIOR SKI PROGRAM WITH SENIOR OUTDOOR	IONC - 10 AM-NOON
17	FAMILY & FRIENDS SKI NIGHTS	AO - 6-10 PM
18	SQUARE DANCE	WOAC - 8-11 PM
19	CROSS-COUNTRY SKI CLINIC FOR THE BLIND	GLO - 9 AM-1 PM
19	OBSERVER & ECCENTRIC SKI SCHOOL	AO & IO - 9:30-11 AM AND 11:30 AM-1 PM
19	WINTER SPECIAL OLYMPICS	IO
19	WINTER CLASSES BEGIN	WOAC
20	WINTER FAMILY FUN DAY	AO - NOON-5 PM
24	FAMILY & FRIENDS SKI NIGHTS	AO - 6-10 PM
24	FRANNIE'S FAREWELL PARTY	
25	ROUND DANCE	WOAC - 8-11 PM
26	CROSS-COUNTRY SKI CLINIC FOR THE BLIND	GLO - 9 AM-1 PM
26	OBSERVER & ECCENTRIC SKI SCHOOL	AO & IO - 9:30-11 AM AND 11:30 AM-1 PM
27	ANTIQUES SHOW	SPO YAC - 10 AM-4 PM
30	SENIOR SKI CLINICS	IO - 10 AM-NOON AND 1-3 PM
31	FAMILY & FRIENDS SKI NIGHTS	AO - 6-10 PM



DATE	EVENT	LOCATION & TIME
01	BALLROOM DANCE	WOAC - 8-11 PM
02	OBSERVER & ECCENTRIC SKI SCHOOL	AO & IO - 9:30-11 AM AND 11:30 AM-1 PM
02	WOODCHUCKER'S HOLIDAY	IONC - NOON-4 PM
07	SENIOR SKI PROGRAM WITH SENIOR OUTDOORS	IONC - 10 AM-NOON
07	FAMILY & FRIENDS SKI NIGHTS	AO - 6-10 PM
08	ROUND DANCE	WOAC - 8-11 PM
09	SQUARE DANCE	WOAC - 8-11 PM
09	OBSERVER & ECCENTRIC SKI SCHOOL	AO & IO - 9:30-11 AM AND 11:30 AM-1 PM
14	FAMILY & FRIENDS SKI NIGHTS	AO - 6-10 PM
15	SQUARE DANCE	WOAC - 8-11 PM
15	PONTIAC MANITO DIST BOY SCOUTS WINTER OVERNIGHT - MORaine KNOLL	IO
15	COUNTRY FOLK ART SHOW	SPO YAC - 5-9 PM
16-17	COUNTRY FOLK ART SHOW	SPO YAC - 10 AM-5 PM
16	OBSERVER & ECCENTRIC SKI SCHOOL MAKE-UP	AO & IO - 9:30-11 AM AND 11:30 AM-1 PM
21	SENIOR SKI PROGRAM WITH SENIOR OUTDOORS	IONC - 10 AM-NOON
22	ROUND DANCE	WOAC - 8-11 PM
23	OBSERVER & ECCENTRIC SKI SCHOOL MAKE-UP	AO & IO - 9:30-11 AM AND 11:30 AM-1 PM
24	ANTIQUES SHOW	SPO YAC - 10 AM-4 PM

DATE	EVENT	LOCATION & TIME
01	BALLROOM DANCE	WOAC - 8-11 PM
08	ROUND DANCE	WOAC - 8-11 PM
09	SQUARE DANCE	WOAC - 8-11 PM
09	OAKLAND COUNTY EMPLOYEE SPRING BOWLING TOURNAMENT	LAKWOOD LANES, PONTIAC 10 A.M.-2 P.M.
09-10	WILDLIFE FESTIVAL TOUR	IONC - 8 AM-6 PM
15	SQUARE DANCE	WOAC - 8-11 PM
16	SPRING CLASSES BEGIN	WOAC
22	ROUND DANCE	WOAC - 8-11 PM
23	SPRING FLING	SPO YAC - NOON-2 PM
23	A GARDEN OF THE SENSES	IONC - 1-3:30 PM
24	ANTIQUES SHOW	SPO YAC 10 AM-4 PM
29	CLOGGING DANCE	WOAC - 8-11 PM

APRIL

DATE	EVENT	LOCATION & TIME
03	BUBBLEMANIA	IONC - 1-3:30 PM
05	BALLROOM DANCE	WOAC - 8-11 PM
06-07	MOTHERS DAY CRAFT SHOW	SPO YAC
07	EGG-STRAVANGANZA	IONC - 12-4 PM
12	ROUND DANCE	WOAC - 8-11 PM
13	SQUARE DANCE	WOAC - 8-11 PM
13	SALAMANDER SAUNTER	IONC - 7:30-9 PM
19	SQUARE DANCE	WOAC - 8-11 PM
20	EARTH FAIR	IONC - 10 AM-4 PM
20	N OAKLAND COUNTY GIRL SCOUTS & BROWNIE BONANZA - MORaine KNOLL SHELTER	IO
26	ROUND DANCE	WOAC - 8-11 PM
26	WEEKEND CAMPING ONLY	AO
27	ORIENTEERING FOR JR NATURALISTS	IONC - 1-3:30 PM

## MAY

DATE	EVENT	LOCATION & TIME
01	TUNING YOUR TOT INTO SPRING	IONC - 10-11:45 AM AND 1-2:45 PM
01	ANNUAL DINNER - OPF	
03	BALLROOM DANCE	WOAC - 8-11 PM
03-05	WEEKEND CAMPING ONLY	GRO & AO
04	COURT GAMES COMPLEX OFFICIALLY OPENS	WO - M-F 3-9 PM SAT-SUN 9 AM-4 PM
04	BIRD-A-LOTTO	IONC - 7:30 AM-1 PM
05	VOLLEYBALL LEAGUE - OAKLAND COUNTY EMP (CO-REC) SESSION #1, 9/WEEKS	WOCGC - 6 PM
05	SUNDAY SAMPLER NATURE HIKE	IONC - 3-4 PM
10-12	WEEKEND CAMPING ONLY	GRO & AO
10	ROUND DANCE	WOAC - 8-11 PM
11	SQUARE DANCE	WOAC - 8-11 PM
11	FLOWER POWER	IONC - 1-4 PM
16	HORSESHOES LEAGUE ORGANIZATIONAL SIGN-UP (ALL INTERESTED MUST ATTEND 1 SESSION)	WOCGC - PM
16-18	C.P. WEEKEND	CMU
17	CAMPING OFFICIALLY OPENS FOR SEASON (WK)	GRO & AO
17	"SOUTH PACIFIC" - OPF BENEFIT	BIRMINGHAM THEATER
17	SQUARE DANCE	WOAC - 8-11 PM
18	SPRING STAR PARTY	IONC - 8-10:30 PM
18-19	RECREATIONAL ADULT TENNIS LEAGUES TENNIS-GET-TOGETHER	WOCGC
??	RECREATIONAL ADULT TENNIS LEAGUES MONDAYS-THURSDAYS	WOCGC - 6-7:30 PM AND 7:30-9 PM
19	SUNDAY SAMPLER NATURE FILM	IONC - 3-4 PM
19	SPRING MOUNTAIN BIKE	AO - 7 AM-2 PM
22	HORSESHOES LEAGUE PLAY BEGINS	WOCGC -
23	HORSESHOES LEAGUE MEN'S THURSDAYS 13 WEEKS THRU AUGUST	WOCGC 6:30 PM
24-27	TENNIS - SANCTIONED TOURNAMENT 10TH ANNUAL-MEMORIAL OPEN	WOCGC
24	ROUND DANCE	WOAC - 8-11 PM
24	BEACH OFFICIALLY OPENS FOR SEASON	IO
24	POOL OFFICIALLY OPENS	WO - 11 AM-7 PM
24	WHEEL CHAIR BASKETBALL - PINE GROVE	IO
24-27	TENNIS NON-SANCTIONED TOURNAMENT 10TH ANNUAL-MI MEMORIAL OPEN REC. #1	WOCGC
25	BEACH, BOAT RENTAL, WATERSLIDE AND CONCESSION STAND OPENS FOR SEASON	GRO
25	POOL OFFICIALLY OPENS	RO - 11 AM-7 PM
25-09/02	THRU SEPT. 2ND FISHING CONTEST	AO
26	KITE FLY	SERV CNTR NOON-4 PM
31-06/02	J-BAR-J RODEO	SPO YAC
31	CLOGGING DANCE	WOAC - 8-11 PM
31-6/1	TENNIS SANCTIONED TOURNAMENT 10TH ANNUAL-WOCGC JUNIOR OPEN	WOCGC

DATE	EVENT	LOCATION & TIME
01-02	MICHIGAN SPECIAL OLYMPICS	MT PLEASANT -ALL DAY
01	MI METRO SCOUTS/UNIT 91 - MORaine KNOLL	IO
01	CELEBRATE MICHIGAN	IONC -
02	SUNDAY SAMPLER NATURE HIKE	IONC - 3-4 PM
02	SQUARE DANCE-FRANK VENICE BAND	WOAC - 7-10 PM
03	HORSESHOES RECREATIONAL NON-SANCTIONED TOURNAMENT	WOCGC
05	GREAT LAKES HEAVY WEATHER SAFETY DEMO	ROWP - 6 PM
07-09	NON-SANCTIONED TOURNAMENT - OCPR TEAM TENNIS CHALLENGE	WOCGC
07	BALLROOM DANCE	WOAC - 8-11 PM
08	VOLLEYBALL TOURNAMENT CO-ED 6-8 PLAYERS/TEAM, SPLIT EVENLY	WOCGC - 10 AM
08	CAMPFIRE CANOE	IONC - 7-9 PM
13	VOLLEYBALL LEAGUE - WATERFORD OAKS CO-REC/1 SESSION/4 TEAMS A MUST	WOCGC - 6 PM
14-16	TENNIS SANCTIONED TOURNAMENT 10TH ANNUAL-WOCGC SENIOR OPEN	WOCGC
14	SQUARE DANCE	WOAC - 8-11 PM
15	HOUSESHOES RECREATIONAL NON-SANCTIONED TOURNAMENT	WOCGC
15	MARK LEJERETT-MOUNTAIN MAN	IOAT - 3 PM
16	SUNDAY SAMPLER NATURE FILM	IONC - 3-4 PM
16	BIATHLON	AO - 7-10 AM
17-27	TENNIS LESSONS BEGIN - SESSION #1 VARIOUS LEVELS (MON-THUR)	WOCGC - 9 AM-6 PM
17	DAY/SPORTS CAMP BEGINS	WO - 9 AM-3:30 PM
17-08/C9	SWIM LESSONS BEGIN (2 WK SESSIONS M-F)	RO & WO-9 AM & 10 AM
20	JUNIOR GOLF INVITATIONAL	SOGC
21	SQUARE DANCE	WOAC - 8-11 PM
21	JUNIOR GOLF INVITATIONAL	WLOGC
21-23	SANCTIONED TOURNAMENT - 10TH ANNUAL 10TH ANNUAL-OAK COUNTY JR FIRECRACKER	WOCGC
22	VOLLEYBALL TOURNAMENT 2-ON-2 MUST HAVE 2 MEN/TEAM OR 2 WOMEN/TEAM	WOCGC - 10 AM
27	JUNIOR GOLF INV. RAIN DATE (FOR 6/20)	SOGC
28	JUNIOR GOLF INV. RAIN DATE (FOR 6/21)	WLOGC
28	SQUARE DANCE	WOAC - 8-11 PM
28-30	SANCTIONED TOURNAMENT - 12TH ANNUAL OCPR ADULT TENNIS CLASSIC	WOCGC
29	VOLLEYBALL TOURNAMENT MENS & WOMENS 4-6 PLAYERS/TEAM (ALL MENS OR WOMENS)	WOCGC - 10 AM
29	KITTY DONAHOE-ENVIRONMENTAL SONGS	IOAT - 7 PM

DATE	EVENT	LOCATION & TIME
01	GREAT ESCAPE TRIP FOR YOUTH	IONC - 9 AM-4 PM
01	SUMMER CLASSES BEGIN	WOAC
02-04	TENNIS SANCTIONED TOURNAMENT AUGUST-ADULT OPEN	WOCGC
02	SQUARE DANCE	WOAC - 8-11 PM
03-04	BMX NATIONALS	WO BMX
04	SQUARE DANCE-FRANK VENICE BAND	WOAC - 7-10 PM
04	SUNDAY SAMPLER NATURE HIKE	IONC - 3-4 PM
05	HORSESHOES RECREATIONAL NON-SANCTIONED TOURNAMENT	WOCGC
09-11	TENNIS NON-SANCTIONED TOURNAMENT OAKLAND COUNTY RECREATIONAL #3	WOCGC
09	SQUARE DANCE	WOAC - 8-11 PM
09	LAST DAY FOR SWIM LESSONS	RO & WO
09	SENIOR/RETIREEES GOLF OPEN	WLOGC - 7 AM
10	VOLLEYBALL TOURNAMENT CO-ED 6 OR 8 PLAYERS/TEAM, SPLIT EVENLY	WOCGC - 10 AM
10-11	BMX NATIONALS	WO BMX
12-22	TENNIS LESSONS - SESSION #5 VARIOUS LEVELS (MON-THUR)	WOCGC
14OR21	SENIOR PICNIC	IO OR SPO
16	SQUARE DANCE	WOAC - 8-11 PM
16	SENIOR/RETIREEES GOLF OPEN RAIN DATE	WLOGC - 7 AM
16	STARFEST	IONC - 9 AM-11 PM
17-19	NON-SANCTIONED TOURNAMENT - OAKLAND COUNTY TOURNAMENT OF CHAMPIONS	WOCGC
17	BARB SCHUTZ-GRUBER - STORYTELLING	IOAT - 7 PM
17	VOLLEYBALL TOURNAMENT 2-ON-2 MUST HAVE 2 MEN/TEAM OR 2 WOMEN	WOCGC - 10 AM
17	WRIGHT & FILIPPIS WHEELCHAIR DAZE	IO - 9 AM-5 PM
17	HORSESHOES RECREATIONAL NON-SANCTIONED TOURNAMENT	WOCGC
18	SUNDAY SAMPLER NATURE FILM	IONC - 3-4 PM
19-25	OAKLAND COUNTY FULLTIME EMPLOYEES CAMPOUT	GRO
23	SQUARE DANCE	WOAC - 8-11 PM
23-26	TENNIS SANCTIONED TOURNAMENT-10TH ANNUAL OAKLAND COUNTY LABOR DAY JR OPEN	WOCGC
24	ANNUAL CORN ROAST	AO
24	VOLLEYBALL TOURNAMENT MENS & WOMENS 4-6 PLAYERS/TEAM (ALL MEN OR WOMEN)	WOCGC - 10 AM
25	MIKE DEREN-CANAL BOAT CAPTAIN	IOAT - 1 PM
25	BIATHLON	AO 7-10 AM
30	SQUARE DANCE	WOAC - 8-11 PM

DATE	EVENT	SEPTEMBER	LOCATION
02	COURT GAMES COMPLEX CLOSES FOR SEASON		WOCGC
02	POOLS OFFICIALLY CLOSE FOR SEASON		RO & WO
03	BEACH, BOAT RENTAL, WATERSLIDE AND CONCESSION STAND CLOSE FOR SEASON		GRO
06	BALLROOM DANCING		WOAC - 8-11 PM
06	SENIOR/RETIREEES GOLF OPEN		GLOGC - 7 AM
08	SUNDAY SAMPLER NATURE HIKE		IONC - 3-4 PM
08	CAMPING SEASON ENDS (WEEKDAY)		GRO
13-15	WEEKEND CAMPING ONLY		GRO
13	SENIOR/RETIREEES GOLF OPEN RAIN DATE		GLOGC - 7 AM
13	ROUND DANCE		WOAC - 8-11 PM
14	SQUARE DANCE		WOAC - 8-11 PM
14	MEET THE MONARCH TOUR		IONC - 8:30 AM-4 PM
15	GARDEN VOLUNTEER'S TOUR		IONC - 12:30-5:30 PM
20-22	WEEKEND CAMPING ONLY		GRO
20	SQUARE DANCE		WOAC - 8-11 PM
21	FALL CLASSES BEGIN		WOAC
21	DOUG SCHEER-ENVIRONMENTAL MAGIC		IOAT - 4 PM
22	ANTIQUES SHOW		SPO YAC 10 AM-4 PM
22	THREE WOMAN SCRAMBLE		WLOGC - NOON
22	SUNDAY SAMPLER NATURE FILM		IONC - 3-4 PM
27-29	WEEKEND CAMPING ENDS		GRO
27	ROUND DANCE		WOAC - 8-11 PM
29	FALL MOUNTAIN BIKE RACE		AO - 7 AM-2 PM
29	THREE WOMAN SCRAMBLE RAIN DATE		WLOGC - NOON

DATE	EVENT	OCTOBER	LOCATION & TIME
04	BALLROOM DANCE		WOAC - 8-11 PM
06	FALL COLOR CAR CLASSIC		IO - 10 AM-4 PM
11	ROUND DANCE		WOAC - 8-11 PM
11	COUNTRY FOLK ART SHOW		SPO YAC - 5-9 PM
12-13	COUNTRY FOLK ART SHOW		SPO YAC - 10 AM-5 PM
12	KEN LONNQUIST - ENVIRONMENTAL SONGS		IOAT - 3 PM
12	SQUARE DANCE		WOAC - 8-11 PM
13	WOODCARVING SHOW		WOAC - 10 AM-5 PM
25	ROUND DANCE		WOAC - 8-11 PM
27	CAMPING SEASON ENDS		AO
27	ANTIQUES SHOW		SPO YAC - 10 AM-4 PM



DATE	EVENT	NOVEMBER	LOCATION & TIME
01	BALLROOM DANCE		WOAC - 8-11 PM
08	ROUND DANCE		WOAC - 8-11 PM
15	SQUARE DANCE		WOAC - 8-11 PM
16	DOLL, TEDDY & MINIATURE TOY SHOW & SALE		SPO YAC
22	ROUND DANCE		WOAC - 8-11 PM
24	ANTIQUES SHOW		SPO YAC - 10 AM-4 PM
29	CLOGGING		WOAC - 8-11 PM
29	COUNTRY FOLK ART SHOW		SPO YAC - 5-9 PM
30-12/01	COUNTRY FOLK ART SHOW		SPO YAC - 10 AM-4 PM

**DECEMBER**

DATE	EVENT	LOCATION & TIME
C6-C8	DAVISBURG CHRISTMAS CRAFT FESTIVAL	SPO YAC
C6	BALLROOM DANCE	WOAC - 8-11 PM
C7	SQUARE DANCE	WOAC - 8-11 PM
13	ROUND DANCE	WOAC - 8-11 PM
20	SQUARE DANCE	WOAC - 8-11 PM
27	ROUND DANCE	WOAC - 8-11 PM
28	SPECIAL SQUARE DANCE	WOAC - 8-11 PM
29	SPECIAL SQUARE DANCE	WOAC - 8-11 PM

Appendix D  
Oakland County  
Historical Districts

11/04/91 National Register Sites for Oakland County Page 1

Historic Site Name: Modern Housing Corporation Addition Historic District

Common Site Name:

Address: Roughly bounded by Montcalm St, Perry St, Joslyn Ave, Gage St, Glenwood, and Nelson St

Local Unit Gov.: City of Pontiac

County: Oakland

Date Listed: 06/09/89

-----

Historic Site Name: Pontiac Commercial Historic District

Common Site Name:

Address: 1-29 North Saginaw Street, 5-29 West Lawrence Street, and 10-18 West Pike Street

Local Unit Gov.: City of Pontiac

County: Oakland

Date Listed: 02/16/84

-----

Historic Site Name: Central School

Common Site Name:

Address: 101 East Pike Street

Local Unit Gov.: City of Pontiac

County: Oakland

Date Listed: 02/16/84

-----

Historic Site Name: Eagle Theater

Common Site Name:

Address: 11-15 South Saginaw Street

Local Unit Gov.: City of Pontiac

County: Oakland

Date Listed: 02/16/84

-----

Historic Site Name: Hirst Hotel

Common Site Name: Holly Hotel

Address: 110 Battle Alley

Local Unit Gov.: Village of Holly

County: Oakland

Date Listed: 02/08/80

-----

Historic Site Name: Casa Del Rey Apartments

Common Site Name:

Address: 111 Oneida Road

Local Unit Gov.: City of Pontiac

County: Oakland

Date Listed: 06/29/89

-----

Historic Site Name: Eastern Michigan Asylum Historic District

Common Site Name: Clinton Valley Center; Boundary Decrease 6/18/86

Address: 140 Elizabeth Lake Rd.

Local Unit Gov.: City of Pontiac

County: Oakland

Date Listed: 03/20/81

-----

Historic Site Name: Saint Vincent de Paul Catholic Church, School and Convent

Common Site Name:

Address: 150 East Wide Track Drive, at Whittemore Street

Local Unit Gov.: City of Pontiac

County: Oakland

Date Listed: 06/09/89

-----

Historic Site Name: Affleck, Gregor S. and Elizabeth B., House

Common Site Name:

Address: 1925 North Woodward Avenue

Local Unit Gov.: City of Bloomfield Hills  
County: Oakland  
Date Listed: 10/03/85

-----

Historic Site Name: Highland United Methodist Church

Common Site Name: Highland Township Library

Address: 205 West Livingston Road

Local Unit Gov.: Township of Highland  
County: Oakland  
Date Listed: 07/09/81

-----

Historic Site Name: Foote, Dr. Henry K., House

Common Site Name:

Address: 213 West Huron Street

Local Unit Gov.: Village of Milford  
County: Oakland  
Date Listed: 01/11/85

-----

Historic Site Name: Oak Hill Cemetery

Common Site Name:

Address: 216 University Drive

Local Unit Gov.: City of Pontiac  
County: Oakland  
Date Listed: 06/20/89

-----

Historic Site Name: Myrick-Palmer House

Common Site Name: Palmer, Charles H., House

Address: 223 West Huron Street

Local Unit Gov.: City of Pontiac

County: Oakland

Date Listed: 07/08/70

-----

Historic Site Name: Rowe House

Common Site Name:

Address: 2360 Lone Tree Road, east of Ridge Road

Local Unit Gov.: Township of Highland

County: Oakland

Date Listed: 12/06/75

-----

Historic Site Name: Grand Trunk Western Railroad Birmingham Depot

Common Site Name: Norman's Eton Street Station

Address: 245 South Eton Street

Local Unit Gov.: City of Birmingham

County: Oakland

Date Listed: 09/12/85

-----

Historic Site Name: Grinnell Brothers Music House

Common Site Name: Grinnell's

Address: 27 South Saginaw Street

Local Unit Gov.: City of Pontiac

County: Oakland

Date Listed: 04/19/84

-----

Historic Site Name: Botsford Inn

Common Site Name:

Address: 28000 Grand River Avenue

Local Unit Gov.: City of Farmington Hills  
County: Oakland  
Date Listed: 09/19/79

-----

Historic Site Name: Stanley, Washington, Farm

Common Site Name: Brooks Farm

Address: 3231 Beaver Road

Local Unit Gov.: City of Troy  
County: Oakland  
Date Listed: 03/16/72

-----

Historic Site Name: Ortonville Mill

Common Site Name:

Address: 366 Mill Street

Local Unit Gov.: Village of Ortonville  
County: Oakland  
Date Listed: 04/16/71

-----

Historic Site Name: Howard, Horatio N., House

Common Site Name: Sly House

Address: 403 North Saginaw

Local Unit Gov.: City of Pontiac  
County: Oakland  
Date Listed: 12/27/84

-----



Historic Site Name: Wisner, Moses, House

Common Site Name: Pine Grove

Address: 405 Oakland Avenue

Local Unit Gov.: City of Pontiac

County: Oakland

Date Listed: 07/08/70

-----

Historic Site Name: Yerkes, Joseph D., House

Common Site Name:

Address: 42580 Eight Mile Road

Local Unit Gov.: City of Novi

County: Oakland

Date Listed: 01/26/84

-----

Historic Site Name: Yerkes, Robert, House

Common Site Name:

Address: 535 East Base Line Road

Local Unit Gov.: City of Northville

County: Oakland

Date Listed: 11/30/73

-----

Historic Site Name: Hunter, John W., House

Common Site Name:

Address: 556 West Maple Road

Local Unit Gov.: City of Birmingham

County: Oakland

Date Listed: 01/13/72

-----

Historic Site Name: Caswell House

Common Site Name:

Address: 60 West Wattles Road

Local Unit Gov.: City of Troy

County: Oakland

Date Listed: 01/13/72

---

Historic Site Name: Andrews-Leggett House

Common Site Name: Field House

Address: 722 Farr Street

Local Unit Gov.: Township of Commerce

County: Oakland

Date Listed: 06/12/87

---

Historic Site Name: Everts, Caleb, House

Common Site Name:

Address: 8880 Hickory Ridge Road

Local Unit Gov.: Township of Rose

County: Oakland

Date Listed: 10/14/80

---

Historic Site Name: Fairgrove Avenue Historic District

Common Site Name:

Address: Along Fairgrove Avenue between North Saginaw and Edison streets

Local Unit Gov.: City of Pontiac

County: Oakland

Date Listed: 01/31/85

---

Historic Site Name: Waterford Village Historic District

Common Site Name:

Address: Dubay and Pontiff streets; Steffens, Andersonville  
and Airport roads

Local Unit Gov.: Township of Waterford  
County: Oakland  
Date Listed: 08/10/79

-----

Historic Site Name: Farmington Historic District

Common Site Name:

Address: Grand River Avenue and Shiawassee Avenue from Warn  
er Street to junction of Grand River and Shiawassee  
e  
Local Unit Gov.: City of Farmington  
County: Oakland  
Date Listed: 06/18/76

-----

Historic Site Name: Orchard Lake Schools Historic District

Common Site Name:

Address: Indian Trail

Local Unit Gov.: City of Orchard Lake Village  
County: Oakland  
Date Listed: 03/19/82

-----

Historic Site Name: Cranbrook (NHL, 6/29/89)

Common Site Name:

Address: 500 Lone Pine Road

Local Unit Gov.: City of Bloomfield Hills  
County: Oakland  
Date Listed: 03/07/73

-----

Historic Site Name: Clarkston Village Historic District

Common Site Name:

Address: North and South Main, Buffalo, Church, Washington,  
Waldon, Holcomb, Depot, Miller Road

Local Unit Gov.: Village of Clarkston

County: Oakland

Date Listed: 05/15/80  
-----

Historic Site Name: Sashabaw Presbyterian Church

Common Site Name:

Address: SE of Clarkston at 5331 Maybee Road, east of Sasha  
baw Road

Local Unit Gov.: Township of Independence

County: Oakland

Date Listed: 10/09/80  
-----

Historic Site Name: Stoney Creek Village Historic District

Common Site Name:

Address: Northeast of Rochester, Van Hoosen and Runyon road  
s

Local Unit Gov.: City of Rochester Hills

County: Oakland

Date Listed: 06/26/72  
-----

Historic Site Name: Franklin Historic District

Common Site Name:

Address: Roughly bounded by Fourteen Mile Road, the Frankli  
n River, Romany Way and Franklin Road

Local Unit Gov.: Village of Franklin

County: Oakland

Date Listed: 02/10/69  
-----

Historic Site Name: Franklin Boulevard Historic District

Common Site Name:

Address: Roughly bounded by Grand Trunk Western Railroad, Orchard Lake Avenue, Miller and West Huron streets

Local Unit Gov.: City of Pontiac

County: Oakland

Date Listed: 08/11/83

-----

Historic Site Name: Downtown Holly Commercial District

Common Site Name: Holly Historic Commercial District; see also: Hirst Hotel

Address: Roughly bounded by South Broad Street, Grand Trunk Railroad, S. Saginaw and Maple streets

Local Unit Gov.: Village of Holly

County: Oakland

Date Listed: 04/25/86

-----

Historic Site Name: Pontiac Commercial Historic District (Boundary Increase)

Common Site Name:

Address: Roughly E. Huron St. and S. Saginaw St. within loop of Wide Track Dr.

Local Unit Gov.: City of Pontiac

County: Oakland

Date Listed: 06/23/89

-----

Historic Site Name: Detroit Zoological Park

Common Site Name:

Address: 8450 West Ten Mile Road (City of Huntington Woods and City of Royal Oak)

Local Unit Gov.: City of Huntington Woods

County: Oakland

Date Listed: 08/24/90

-----

Historic Site Name: Meadow Brook Farms

Common Site Name: Meadow Brook Estate

Address: 480 South Adams Road, south of Walton Boulevard

Local Unit Gov.: City of Rochester Hills

County: Oakland

Date Listed: 04/17/79

-----

Total sites: 41

Historic Site Name: Franklin Village Informational Designation

Common Site Name:

Address: On Village Green, Franklin Road between Carol and Wellington streets

Local Unit Gov.: Village of Franklin  
County: Oakland  
Date Historic Comm: 03/25/60  
-----

Historic Site Name: Bagley Inn

Common Site Name:

Address: 101 West Long Lake Road, just west of Woodward Avenue

Local Unit Gov.: City of Bloomfield Hills  
County: Oakland  
Date Historic Comm: 12/08/77  
-----

Historic Site Name: Terry House

Common Site Name:

Address: 1011 West Auburn Road

Local Unit Gov.: City of Rochester Hills  
County: Oakland  
Date Historic Comm: 07/26/74  
-----

Historic Site Name: Holly Town Hall

Common Site Name:

Address: 102 Front Street, NW corner of S. Saginaw

Local Unit Gov.: Village of Holly  
County: Oakland  
Date Historic Comm: 08/22/85  
-----

Historic Site Name: Baker, Fred A., House

Common Site Name:

Address: 10505 Lasalle Boulevard

Local Unit Gov.: City of Huntington Woods  
County: Oakland  
Date Historic Comm: 12/05/86

---

Historic Site Name: Hibbard Tavern

Common Site Name: Lancaster House

Address: 115 Summit

Local Unit Gov.: Village of Milford  
County: Oakland  
Date Historic Comm: 04/24/79

---

Historic Site Name: Commerce Methodist Episcopal Church

Common Site Name: Commerce United Methodist Church

Address: 1155 West Commerce Road, SW corner of Bogie Lake Road

Local Unit Gov.: Township of Commerce  
County: Oakland  
Date Historic Comm: 02/28/86

---

Historic Site Name: Davis, James Harvey, House

Common Site Name:

Address: 12450 Andersonville Road

Local Unit Gov.: Township of Springfield  
County: Oakland  
Date Historic Comm: 11/15/73

---



Historic Site Name: Academy of the Sacred Heart

Common Site Name:

Address: 1250 Kensington Road, north of Wattles Road

Local Unit Gov.: City of Bloomfield Hills

County: Oakland

Date Historic Comm: 03/20/84

-----

Historic Site Name: Willis-Byrnes House

Common Site Name:

Address: 129 Shadbolt

Local Unit Gov.: Village of Lake Orion

County: Oakland

Date Historic Comm: 06/06/77

-----

Historic Site Name: Ferndale School

Common Site Name: International Animal Exchange

Address: 130 East Nine Mile Road

Local Unit Gov.: City of Ferndale

County: Oakland

Date Historic Comm: 03/22/83

-----

Historic Site Name: First Methodist Episcopal Church

Common Site Name:

Address: 14 Judson Street

Local Unit Gov.: City of Pontiac

County: Oakland

Date Historic Comm: 03/18/61

-----

Historic Site Name: Lake Orion Methodist Church

Common Site Name:

Address: 140 East Flint Street, SW corner of Slater

Local Unit Gov.: Village of Lake Orion  
County: Oakland  
Date Historic Comm: 09/29/72

---

Historic Site Name: Eastern Michigan Asylum Historic District

Common Site Name: Clinton Valley Center; Boundary Decrease 6/18/86

Address: 140 Elizabeth Lake Rd.

Local Unit Gov.: City of Pontiac  
County: Oakland  
Date Historic Comm: 09/17/74

---

Historic Site Name: Lakeville Hall

Common Site Name:

Address: 1469 Milmine Street

Local Unit Gov.: Township of Addison  
County: Oakland  
Date Historic Comm: 05/17/78

---

Historic Site Name: Poppleton School

Common Site Name: (Formerly L794A 3/19/80, delisted 3/16/81)

Address: 60 West Wattles Road (moved from 1480 West Big Beaver Road)

Local Unit Gov.: City of Troy  
County: Oakland  
Date Historic Comm: 08/22/81

---

Historic Site Name: Saint Vincent de Paul Catholic Church, School and Convent

Common Site Name:

Address: 150 East Wide Track Drive, at Whittemore Street

Local Unit Gov.: City of Pontiac

County: Oakland

Date Historic Comm: 04/28/87

-----

Historic Site Name: First Episcopal Church

Common Site Name:

Address: 171 West Pike Street

Local Unit Gov.: City of Pontiac

County: Oakland

Date Historic Comm: 03/18/61

-----

Historic Site Name: Affleck, Gregor S. and Elizabeth B., House

Common Site Name:

Address: 1925 North Woodward Avenue

Local Unit Gov.: City of Bloomfield Hills

County: Oakland

Date Historic Comm: 01/19/78

-----

Historic Site Name: Highland United Methodist Church

Common Site Name: Highland Township Library

Address: 205 West Livingston Road

Local Unit Gov.: Township of Highland

County: Oakland

Date Historic Comm: 03/16/81

-----

Historic Site Name: McConnell, Willard M., House

Common Site Name: Cook-Nelson American Legion Post No. 20

Address: 206 Auburn Avenue

Local Unit Gov.: City of Pontiac

County: Oakland

Date Historic Comm: 01/20/84

-----

Historic Site Name: Walled Lake School

Common Site Name: Stone Crest

Address: 207 Liberty Street, at Market Street

Local Unit Gov.: City of Walled Lake

County: Oakland

Date Historic Comm: 02/23/81

-----

Historic Site Name: Oxford Methodist Episcopal Church (Demolished)

Common Site Name: Oxford United Methodist Church

Address: 21 East Burdick

Local Unit Gov.: Village of Oxford

County: Oakland

Date Historic Comm: 06/17/78

-----

Historic Site Name: Lake Orion Community Church

Common Site Name: Village Hall

Address: 21 East Church Street

Local Unit Gov.: Village of Lake Orion

County: Oakland

Date Historic Comm: 06/15/79

-----

Historic Site Name: Lawrence Institute of Technology Informational Designation

Common Site Name: Lawrence Tech

Address: 2100 West Ten Mile Road

Local Unit Gov.: City of Southfield

County: Oakland

Date Historic Comm: 11/14/61

-----

Historic Site Name: Michigan Bass Hatchery

Common Site Name: Drayton Plains Nature Center

Address: 2125 Denby Drive

Local Unit Gov.: Township of Waterford

County: Oakland

Date Historic Comm: 08/24/84

-----

Historic Site Name: Byers Farm

Common Site Name:

Address: 213 Commerce Road, just west of South Commerce Road (Carroll Lake Rd.)

Local Unit Gov.: Township of Commerce

County: Oakland

Date Historic Comm: 04/05/74

-----

Historic Site Name: Foote, Dr. Henry K., House

Common Site Name:

Address: 213 West Huron Street

Local Unit Gov.: Village of Milford

County: Oakland

Date Historic Comm: 07/26/78

-----

Historic Site Name: Oak Hill Cemetery

Common Site Name:

Address: 216 University Drive

Local Unit Gov.: City of Pontiac

County: Oakland

Date Historic Comm: 08/21/87

---

Historic Site Name: Simmons, David, House

Common Site Name: White, Howard, House

Address: 22000 Haggerty

Local Unit Gov.: City of Farmington Hills

County: Oakland

Date Historic Comm: 10/16/81

---

Historic Site Name: Myrick-Palmer House

Common Site Name: Palmer, Charles H., House

Address: 223 West Huron Street

Local Unit Gov.: City of Pontiac

County: Oakland

Date Historic Comm: 05/09/69

---

Historic Site Name: Southfield Cemetery

Common Site Name:

Address: 23520 Civic Center Drive

Local Unit Gov.: City of Southfield

County: Oakland

Date Historic Comm: 11/20/87

---

Historic Site Name: Rowe House

Common Site Name:

Address: 2360 Lone Tree Road, east of Ridge Road

Local Unit Gov.: Township of Highland  
County: Oakland  
Date Historic Comm: 09/17/74

---

Historic Site Name: Burrowes, Marcus, House

Common Site Name: Mills, David, House

Address: 24300 Locust Drive

Local Unit Gov.: City of Farmington Hills  
County: Oakland  
Date Historic Comm: 10/16/81

---

Historic Site Name: Predmore, Joshua C., House

Common Site Name:

Address: 244 North Broadway, SW corner of Church Street

Local Unit Gov.: Village of Lake Orion  
County: Oakland  
Date Historic Comm: 08/03/79

---

Historic Site Name: Botsford, Lemuel, House

Common Site Name: Botsford-Wallaert House

Address: 24414 Farmington Road

Local Unit Gov.: City of Farmington Hills  
County: Oakland  
Date Historic Comm: 10/16/81

---

Historic Site Name: Longacre, Luman Goodenough, House

Common Site Name: Farmington Community Center

Address: 24705 Farmington Road

Local Unit Gov.: City of Farmington Hills

County: Oakland

Date Historic Comm: 07/26/78

-----

Historic Site Name: Farmington Unitarian Church

Common Site Name: Unitarian Universalist Church of Farmington

Address: 25301 Halsted Road

Local Unit Gov.: City of Farmington Hills

County: Oakland

Date Historic Comm: 10/16/81

-----

Historic Site Name: Philbrick, Nathan, Tavern

Common Site Name: Juliano, Dr. Lee, House

Address: 26007 Power Road

Local Unit Gov.: City of Farmington Hills

County: Oakland

Date Historic Comm: 11/16/81

-----

Historic Site Name: Jennings, Stephen, House

Common Site Name:

Address: 26337 Drake Road

Local Unit Gov.: City of Farmington Hills

County: Oakland

Date Historic Comm: 12/19/84

-----



Historic Site Name: Botsford Inn

Common Site Name:

Address: 28000 Grand River Avenue

Local Unit Gov.: City of Farmington Hills

County: Oakland

Date Historic Comm: 02/19/58

---

Historic Site Name: Green, Silas, House

Common Site Name: Horning, Roy, House

Address: 28001 Ten Mile Road

Local Unit Gov.: City of Farmington Hills

County: Oakland

Date Historic Comm: 10/16/81

---

Historic Site Name: Grand Trunk and Western Railroad Depot

Common Site Name: Witch's Hat Depot

Address: 300 Dorothy Street in McHattie Park

Local Unit Gov.: City of South Lyon

County: Oakland

Date Historic Comm: 08/22/81

---

Historic Site Name: Seymour Lake Methodist Episcopal Church

Common Site Name: Seymour Lake United Methodist Church

Address: 3050 Sashabaw Road, NW corner of Seymour Lake Road

Local Unit Gov.: Township of Brandon

County: Oakland

Date Historic Comm: 06/15/84

---

Historic Site Name: Glen Oaks Country Club Clubhouse

Common Site Name: Glen Oaks County Golf Course

Address: 30500 West 13 Mile Road, just east of Orchard Lake  
Road

Local Unit Gov.: City of Farmington Hills

County: Oakland

Date Historic Comm: 10/16/81

-----

Historic Site Name: First Baptist Church of Royal Oak

Common Site Name:

Address: 309 North Main Street

Local Unit Gov.: City of Royal Oak

County: Oakland

Date Historic Comm: 12/15/88

-----

Historic Site Name: Murray, Theron, House

Common Site Name: Dornan, William, House

Address: 30943 Halsted Road

Local Unit Gov.: City of Farmington Hills

County: Oakland

Date Historic Comm: 10/16/81

-----

Historic Site Name: S. S. Kresge Company Informational Site

Common Site Name:

Address: 3100 Big Beaver Road

Local Unit Gov.: City of Troy

County: Oakland

Date Historic Comm: 07/26/74

-----

Historic Site Name: Campbell House

Common Site Name:

Address: 3112-3114 Hilton Road

Local Unit Gov.: City of Ferndale

County: Oakland

Date Historic Comm: 06/28/73

---

Historic Site Name: Starr, John Almon, House

Common Site Name: Starr, Almon, House

Address: 3123 Crooks Road

Local Unit Gov.: City of Royal Oak

County: Oakland

Date Historic Comm: 11/26/85

---

Historic Site Name: Starr House

Common Site Name:

Address: 3123 North Main, between Bloomfield and Lawrence a  
venues

Local Unit Gov.: City of Royal Oak

County: Oakland

Date Historic Comm: 08/06/76

---

Historic Site Name: Higley-Farr House

Common Site Name:

Address: 316 Farr Street

Local Unit Gov.: Township of Commerce

County: Oakland

Date Historic Comm: 01/08/81

---

Historic Site Name: Brady, General Hugh, House

Common Site Name:

Address: 31610 Evergreen Road

Local Unit Gov.: Village of Beverly Hills

County: Oakland

Date Historic Comm: 01/17/86

-----

Historic Site Name: First United Methodist Church

Common Site Name:

Address: 8320 West Seventh Street

Local Unit Gov.: City of Royal Oak

County: Oakland

Date Historic Comm: 06/30/88

-----

Historic Site Name: German School

Common Site Name:

Address: 32200 Middlebelt Road

Local Unit Gov.: City of Farmington Hills

County: Oakland

Date Historic Comm: 10/16/81

-----

Historic Site Name: Broughton, Daniel, House

Common Site Name:

Address: 32325 Franklin Road

Local Unit Gov.: Village of Franklin

County: Oakland

Date Historic Comm: 12/17/87

-----

Historic Site Name: Davis, Samuel, House

Common Site Name: Centennial Place Office Building

Address: 32370 12 Mile Road

Local Unit Gov.: City of Farmington Hills

County: Oakland

Date Historic Comm: 10/16/81

---

Historic Site Name: Ford-Peabody House

Common Site Name:

Address: 325 Woodward Avenue

Local Unit Gov.: City of Birmingham

County: Oakland

Date Historic Comm: 11/15/73

---

Historic Site Name: Thorne, Daniel, House

Common Site Name: Tengler, Richard, House

Address: 32805 Wing Lake Road

Local Unit Gov.: Village of Franklin

County: Oakland

Date Historic Comm: 04/24/79

---

Historic Site Name: Pearsall, James H., House

Common Site Name:

Address: 3301 Auburn Road, NW corner of Squirrel Road

Local Unit Gov.: City of Auburn Hills

County: Oakland

Date Historic Comm: 11/20/87

---

Historic Site Name: Bissell House

Common Site Name: Craigie House

Address: 334 Union

Local Unit Gov.: Village of Milford

County: Oakland

Date Historic Comm: 07/26/74

---

Historic Site Name: Simmons, Lawrence, House

Common Site Name: Simmons-Russell House

Address: 33742 Twelve Mile Road, west of Farmington Road

Local Unit Gov.: City of Farmington Hills

County: Oakland

Date Historic Comm: 08/12/83

---

Historic Site Name: First Baptist Church

Common Site Name:

Address: 34 Oakland Avenue at Saginaw Avenue

Local Unit Gov.: City of Pontiac

County: Oakland

Date Historic Comm: 03/18/61

---

Historic Site Name: Norris, John, House

Common Site Name:

Address: 3497 Auburn Road

Local Unit Gov.: City of Auburn Hills

County: Oakland

Date Historic Comm: 07/17/86

---

Historic Site Name: Pontiac Post Office

Common Site Name: Furlong Building

Address: 35 East Huron Street

Local Unit Gov.: City of Pontiac

County: Oakland

Date Historic Comm: 09/26/87

-----

Historic Site Name: Stanley, Washington, Farm

Common Site Name: Brooks Farm

Address: 3231 Beaver Road

Local Unit Gov.: City of Troy

County: Oakland

Date Historic Comm: 06/19/71

-----

Historic Site Name: Warner, Governor Fred, House

Common Site Name:

Address: 35805 Grand River Avenue

Local Unit Gov.: City of Farmington

County: Oakland

Date Historic Comm: 02/11/72

-----

Historic Site Name: Cox, Ezra H., House

Common Site Name: Willyard, John J., House

Address: 35810 13 Mile Road

Local Unit Gov.: City of Farmington Hills

County: Oakland

Date Historic Comm: 10/16/81

-----

Historic Site Name: Durham, Eber, House

Common Site Name:

Address: 35835 Thirteen Mile Road

Local Unit Gov.: City of Farmington Hills

County: Oakland

Date Historic Comm: 12/19/84

-----

Historic Site Name: Jones, Hamilton, House

Common Site Name: Bigelow, Alice Jones, House

Address: 36510 12 Mile Road (moved from 35901 12 Mile Road,  
6/20/91)

Local Unit Gov.: City of Farmington Hills

County: Oakland

Date Historic Comm: 10/16/81

-----

Historic Site Name: Ortonville Mill

Common Site Name:

Address: 366 Mill Street

Local Unit Gov.: Village of Ortonville

County: Oakland

Date Historic Comm: 11/06/70

-----

Historic Site Name: Lake Orion Town Hall

Common Site Name:

Address: 37 East Flint Street

Local Unit Gov.: Village of Lake Orion

County: Oakland

Date Historic Comm: 01/08/81

-----



Historic Site Name: Wattles House

Common Site Name:

Address: 3864 Livernois, south of Wattles Road

Local Unit Gov.: City of Troy

County: Oakland

Date Historic Comm: 04/11/77

-----

Historic Site Name: Rodgers, Stephen Yerkes, House

Common Site Name: Barber House

Address: 39040 Nine Mile Road

Local Unit Gov.: City of Farmington Hills

County: Oakland

Date Historic Comm: 11/07/77

-----

Historic Site Name: Fractional School District No. 10 Schoolhouse

Common Site Name:

Address: 3995 West South Boulevard, SE corner of Adams Road

Local Unit Gov.: City of Troy

County: Oakland

Date Historic Comm: 12/19/84

-----

Historic Site Name: City of Rochester Informational Designation

Common Site Name:

Address: 400 Sixth Street

Local Unit Gov.: City of Rochester

County: Oakland

Date Historic Comm: 12/12/79

-----

Historic Site Name: Masonic Block

Common Site Name:

Address: 400-404 Main / 111-115 E. Fourth, NE corner of Main and E. Fourth streets

Local Unit Gov.: City of Rochester

County: Oakland

Date Historic Comm: 08/21/87

-----

Historic Site Name: First Baptist Church

Common Site Name: Royal Oak Woman's Club

Address: 404 South Pleasant Street

Local Unit Gov.: City of Royal Oak

County: Oakland

Date Historic Comm: 06/15/79

-----

Historic Site Name: Wisner, Moses, House

Common Site Name: Pine Grove

Address: 405 Oakland Avenue

Local Unit Gov.: City of Pontiac

County: Oakland

Date Historic Comm: 09/25/56

-----

Historic Site Name: Avon Township Hall

Common Site Name: Avon Charter Township Hall

Address: 407 Pine Street

Local Unit Gov.: City of Rochester

County: Oakland

Date Historic Comm: 03/28/79

-----

Historic Site Name: Emmendorfer House

Common Site Name:

Address: 4121 Pontiac Trail

Local Unit Gov.: City of Orchard Lake Village  
County: Oakland  
Date Historic Comm: 03/23/83

---

Historic Site Name: South Lyon Elevator

Common Site Name:

Address: 415 East Lake Street

Local Unit Gov.: City of South Lyon  
County: Oakland  
Date Historic Comm: 01/25/85

---

Historic Site Name: Barn Church

Common Site Name: Troy Presbyterian Church

Address: 4230 Livernois Road

Local Unit Gov.: City of Troy  
County: Oakland  
Date Historic Comm: 02/07/77

---

Historic Site Name: Yerkes, Joseph D., House

Common Site Name:

Address: 42580 Eight Mile Road

Local Unit Gov.: City of Novi  
County: Oakland  
Date Historic Comm: 09/21/83

---

Historic Site Name: White, Samuel, House

Common Site Name: Brugeman Residence

Address: 46040 Nine Mile Road, between Beck and Taft roads

Local Unit Gov.: City of Novi

County: Oakland

Date Historic Comm: 02/23/81

---

Historic Site Name: Stout Memorial Library

Common Site Name: Pontiac Art Center

Address: 47 Williams Street

Local Unit Gov.: City of Pontiac

County: Oakland

Date Historic Comm: 10/23/79

---

Historic Site Name: Meadow Brook Hall

Common Site Name: Meadow Brook Estate

Address: 480 South Adams Road, south of Walton Boulevard

Local Unit Gov.: City of Rochester Hills

County: Oakland

Date Historic Comm: 11/03/76

---

Historic Site Name: Saterlee, Samuel, House

Common Site Name: Five Oaks Farm

Address: 4805 North Adams Road

Local Unit Gov.: Township of Bloomfield

County: Oakland

Date Historic Comm: 03/19/80

---

Historic Site Name: Taylor, Joshua B., House

Common Site Name:

Address: 487 East Gunn Road

Local Unit Gov.: Township of Oakland

County: Oakland

Date Historic Comm: 12/15/88

-----

Historic Site Name: Commerce District No. 10 Schoolhouse

Common Site Name:

Address: 4875 Comstock Street, 2 blocks north of Commerce Road

Local Unit Gov.: Township of Commerce

County: Oakland

Date Historic Comm: 04/10/86

-----

Historic Site Name: Payne, Jabez, - Ingersoll, Francis, House

Common Site Name:

Address: 5020 Carroll Lake Road

Local Unit Gov.: Township of Commerce

County: Oakland

Date Historic Comm: 04/23/85

-----

Historic Site Name: Dunning-Schoenemann House

Common Site Name: Pineapple Shop

Address: 514 North Main

Local Unit Gov.: City of Milford

County: Oakland

Date Historic Comm: 06/15/79

-----

Historic Site Name: Orchard Lake Chapel

Common Site Name:

Address: 5171 Commerce Road, between Hiller and Orchard Lake roads

Local Unit Gov.: City of Orchard Lake Village

County: Oakland

Date Historic Comm: 07/26/74

---

Historic Site Name: Sashabaw Cemetery

Common Site Name:

Address: 5331 Maybee Road, east of Sashabaw Road

Local Unit Gov.: Township of Independence

County: Oakland

Date Historic Comm: 06/02/66

---

Historic Site Name: Sprague-Cork, Helen, House

Common Site Name: Bechard Residence

Address: 53481 West Ten Mile Road

Local Unit Gov.: Township of Lyon

County: Oakland

Date Historic Comm: 02/23/81

---

Historic Site Name: Yerkes, Robert, House

Common Site Name:

Address: 535 East Base Line Road

Local Unit Gov.: City of Northville

County: Oakland

Date Historic Comm: 05/14/75

---

Historic Site Name: Hunter, John W., House

Common Site Name:

Address: 556 West Maple Road

Local Unit Gov.: City of Birmingham

County: Oakland

Date Historic Comm: 06/19/71

---

Historic Site Name: Wing, Austin, House

Common Site Name:

Address: 5841 Wing Lake Road

Local Unit Gov.: Township of Bloomfield

County: Oakland

Date Historic Comm: 08/21/86

---

Historic Site Name: Caswell House

Common Site Name:

Address: 60 West Wattles Road

Local Unit Gov.: City of Troy

County: Oakland

Date Historic Comm: 11/14/69

---

Historic Site Name: Old Oak

Common Site Name:

Address: 6115 Wing Lake Road

Local Unit Gov.: Township of Bloomfield

County: Oakland

Date Historic Comm: 10/09/78

---

Historic Site Name: White Lake Cemetery

Common Site Name:

Address: 6190 White Lake Road

Local Unit Gov.: Township of White Lake  
County: Oakland  
Date Historic Comm: 08/21/86

-----

Historic Site Name: Milford Rural Agricultural School

Common Site Name: Milford High School

Address: 630 Hickory Street

Local Unit Gov.: Village of Milford  
County: Oakland  
Date Historic Comm: 09/21/88

-----

Historic Site Name: Winkler's Mill (demolished)

Common Site Name:

Address: 6381 Winkler Mill Road (Marker at Rochester Area Historical Society Museum)

Local Unit Gov.: City of Rochester Hills  
County: Oakland  
Date Historic Comm: 07/15/68

-----

Historic Site Name: Four Towns Methodist Church

Common Site Name:

Address: 6451 Cooley Lake Road

Local Unit Gov.: Township of Commerce  
County: Oakland  
Date Historic Comm: 03/09/66

-----



Historic Site Name: First Congregational Church

Common Site Name:

Address: 65 East Huron

Local Unit Gov.: City of Pontiac

County: Oakland

Date Historic Comm: 03/18/61

-----

Historic Site Name: Everts, Caleb, House

Common Site Name:

Address: 8880 Hickory Ridge Road

Local Unit Gov.: Township of Rose

County: Oakland

Date Historic Comm: 06/15/79

-----

Historic Site Name: Commerce Roller Mill

Common Site Name: Commerce Mill Race Park

Address: Commerce Road in Commerce Village, 1/8 mile west of  
Carroll Lake Road

Local Unit Gov.: Township of Commerce

County: Oakland

Date Historic Comm: 03/20/84

-----

Historic Site Name: Berkley Fire Hall and Village Offices

Common Site Name: Berkley Fire Hall

Address: Coolidge Highway and Rosemont Road

Local Unit Gov.: City of Berkley

County: Oakland

Date Historic Comm: 07/21/88

-----

Historic Site Name: Waterford Village Historic District

Common Site Name:

Address: Dubay and Pontiff streets; Steffens, Andersonville  
and Airport roads

Local Unit Gov.: Township of Waterford  
County: Oakland  
Date Historic Comm: 06/18/76

---

Historic Site Name: First Quaker Meeting

Common Site Name:

Address: Farmington Municipal Building - Grand River, 1 blo  
ck west of Farmington Road

Local Unit Gov.: City of Farmington  
County: Oakland  
Date Historic Comm: 03/23/65

---

Historic Site Name: Avon School District No. 5 Schoolhouse

Common Site Name: Harrison School

Address: Fourth Street and Wilcox Avenue

Local Unit Gov.: City of Rochester  
County: Oakland  
Date Historic Comm: 09/26/87

---

Historic Site Name: Oak Grove Cemetery

Common Site Name:

Address: Garden Road

Local Unit Gov.: Township of Milford  
County: Oakland  
Date Historic Comm: 09/10/79

---

Historic Site Name: Farmington Historic District

Common Site Name:

Address: Grand River Avenue and Shiawassee Avenue from Warner Street to junction of Grand River and Shiawassee  
e  
Local Unit Gov.: City of Farmington  
County: Oakland  
Date Historic Comm: 07/26/74

-----

Historic Site Name: Orchard Lake Schools Historic District

Common Site Name:

Address: Indian Trail  
  
Local Unit Gov.: City of Orchard Lake Village  
County: Oakland  
Date Historic Comm: 07/26/74

-----

Historic Site Name: Pioneer Cemetery

Common Site Name:

Address: Lahser Road, north of West Ten Mile Road  
  
Local Unit Gov.: City of Southfield  
County: Oakland  
Date Historic Comm: 11/20/87

-----

Historic Site Name: Troy Historic Green Informational Site

Common Site Name:

Address: 60 Wattles Road at Livernois  
  
Local Unit Gov.: City of Troy  
County: Oakland  
Date Historic Comm: 01/18/80

-----

Historic Site Name: Cranbrook (NHL, 6/29/89)

Common Site Name:

Address: 500 Lone Pine Road

Local Unit Gov.: City of Bloomfield Hills

County: Oakland

Date Historic Comm: 02/11/72

-----

Historic Site Name: Burial site of 339th Infantry Regiment Information  
al Designation

Common Site Name:

Address: Long Lake Road at Crooks Road, White Chapel Cemete  
ry

Local Unit Gov.: City of Troy

County: Oakland

Date Historic Comm: 04/25/88

-----

Historic Site Name: Clarkston Village Historic District

Common Site Name:

Address: North and South Main, Buffalo, Church, Washington,  
Waldon, Holcomb, Depot, Miller Road

Local Unit Gov.: Village of Clarkston

County: Oakland

Date Historic Comm: 01/16/76

-----

Historic Site Name: Battle Alley Historic District

Common Site Name: Battle Alley

Address: 102 S Broad St; 125, 127, 201 S Saginaw; 106, 108,  
109, 111, 117 Battle Alley (Martha St.)

Local Unit Gov.: Village of Holly

County: Oakland

Date Historic Comm: 05/17/78

-----

Historic Site Name: South Commerce Burying Ground

Common Site Name: Wixom Cemetery

Address: NE corner of Wixom and Maple roads

Local Unit Gov.: City of Wixom

County: Oakland

Date Historic Comm: 10/23/87

-----

Historic Site Name: Sashabaw Presbyterian Church

Common Site Name:

Address: SE of Clarkston at 5331 Maybee Road, east of Sashabaw Road

Local Unit Gov.: Township of Independence

County: Oakland

Date Historic Comm: 09/18/64

-----

Historic Site Name: Stoney Creek Village Historic District

Common Site Name:

Address: Northeast of Rochester, Van Hoosen and Runyon roads

Local Unit Gov.: City of Rochester Hills

County: Oakland

Date Historic Comm: 12/10/71

-----

Historic Site Name: First Public Fishing Site

Common Site Name:

Address: Public fishing site on Orchard Lake

Local Unit Gov.: City of Orchard Lake Village

County: Oakland

Date Historic Comm: 01/16/59

-----

Historic Site Name: Chief Pontiac

Common Site Name: Pontiac and Indian Uprising of 1763

Address: Public Fishing Site on Orchard Lake

Local Unit Gov.: City of Orchard Lake Village

County: Oakland

Date Historic Comm: 01/24/58

-----

Historic Site Name: Franklin Boulevard Historic District

Common Site Name:

Address: Roughly bounded by Grand Trunk Western Railroad, Orchard Lake Avenue, Miller and West Huron streets

Local Unit Gov.: City of Pontiac

County: Oakland

Date Historic Comm: 04/10/86

-----

Historic Site Name: Clinton-Kalamazoo Canal

Common Site Name: (See NR Clinton-Kalamazoo Canal designation in Macomb Co)

Address: Rochester-Utica Recreation Area, Rochester Hills through Shelby Twp, Macomb Co (Hist Marker in Bloomer State Park No 2)

Local Unit Gov.: City of Rochester Hills

County: Oakland

Date Historic Comm: 09/25/56

-----

Historic Site Name: Williams Settlement of the Saginaw Trail

Common Site Name:

Address: Sec. 11, T3N, R9E

Local Unit Gov.: Township of Waterford

County: Oakland

Date Historic Comm: 08/23/56

-----

Historic Site Name: Saginaw Trail

Common Site Name:

Address: Section 11, T3N, R9E

Local Unit Gov.: Township of Waterford  
County: Oakland  
Date Historic Comm: 09/17/57  
-----

Historic Site Name: Wild Cat Banks

Common Site Name:

Address: Sec. 6, T1N, R7E

Local Unit Gov.: Township of Lyon  
County: Oakland  
Date Historic Comm: 02/12/59  
-----

Historic Site Name: Oakland County Courthouse Informational Site

Common Site Name:

Address: Southwest corner of Saginaw and Huron streets

Local Unit Gov.: City of Pontiac  
County: Oakland  
Date Historic Comm: 02/17/70  
-----

Historic Site Name: Mount Avon Cemetery

Common Site Name:

Address: Third and Wilcox streets

Local Unit Gov.: City of Rochester  
County: Oakland  
Date Historic Comm: 08/03/79  
-----

Historic Site Name: Saint Patrick's Catholic Church

Common Site Name:

Address: Union Lake Road at Hutchins Road

Local Unit Gov.: Township of White Lake  
County: Oakland  
Date Historic Comm: 04/11/77

---

Historic Site Name: First Presbyterian Church

Common Site Name:

Address: SE corner of West Huron and Wayne streets

Local Unit Gov.: City of Pontiac  
County: Oakland  
Date Historic Comm: 03/18/61

---

Historic Site Name: Congregation Shaarey Zedek

Common Site Name:

Address: 27375 Bell Road

Local Unit Gov.: City of Southfield  
County: Oakland  
Date Historic Comm: 12/05/86

---

Historic Site Name: Scripps-Wildwood Farm Historic District

Common Site Name:

Address: Josyln Court, West Josyln Road and south of Scripps Road

Local Unit Gov.: Township of Orion  
County: Oakland  
Date Historic Comm: 03/16/89

---



Historic Site Name: Davis, Cornelius, House

Common Site Name: Gravlin House

Address: 30605 Inkster

Local Unit Gov.: City of Farmington Hills

County: Oakland

Date Historic Comm: 07/20/89

-----

Historic Site Name: Harger, John Dallas, House

Common Site Name: Harger House, Stone House

Address: 36500 Twelve Mile Road

Local Unit Gov.: City of Farmington Hills

County: Oakland

Date Historic Comm: 07/20/89

-----

Historic Site Name: Rose Township Hall

Common Site Name:

Address: 204 Franklin Street

Local Unit Gov.: Township of Rose

County: Oakland

Date Historic Comm: 07/20/82

-----

Historic Site Name: Roseland Park Mausoleum

Common Site Name:

Address: NW corner of 12 Mile Rd. and Woodward Ave.

Local Unit Gov.: City of Berkley

County: Oakland

Date Historic Comm: 01/27/83

-----

Historic Site Name: Founding of Troy Corners Informational Site

Common Site Name: Troy Corners

Address: Square Lake Road and Livernois Road

Local Unit Gov.: City of Troy

County: Oakland

Date Historic Comm: 05/10/68

---

Historic Site Name: The Kresge Foundation Informational Designation

Common Site Name:

Address: 2401 W. Big Beaver Road

Local Unit Gov.: City of Troy

County: Oakland

Date Historic Comm: 07/26/74

---

Historic Site Name: Crapo Park

Common Site Name:

Address: Bounded by Martha St. (Battle Alley), Washington St. and Grand Trunk Western Railroad

Local Unit Gov.: Village of Holly

County: Oakland

Date Historic Comm: 07/29/80

---

Historic Site Name: Wixom-Wire House

Common Site Name: Tiffin House

Address: 687 N. Wixom Road

Local Unit Gov.: City of Wixom

County: Oakland

Date Historic Comm: 02/10/83

---

Historic Site Name: Franklin School

Common Site Name:

Address: 32220 Franklin Road

Local Unit Gov.: Village of Franklin

County: Oakland

Date Historic Comm: 01/19/78

-----

Historic Site Name: Aldrich, Royal, House

Common Site Name: Basil, Flora, House

Address: 31110 Eleven Mile Road

Local Unit Gov.: City of Farmington Hills

County: Oakland

Date Historic Comm: 10/16/81

-----

Historic Site Name: Howarth United Methodist Church School

Common Site Name: Howarth School

Address: Bald Mountain Road

Local Unit Gov.: Township of Orion

County: Oakland

Date Historic Comm: 01/27/83

-----

Historic Site Name: Ortonville Methodist Episcopal Church

Common Site Name: Ortonville United Methodist Church

Address: 91 Church St.

Local Unit Gov.: Village of Ortonville

County: Oakland

Date Historic Comm: 02/10/83

-----

Historic Site Name: Oakland County Informational Designation

Common Site Name:

Address: Oakland County Courthouse, 1200 N. Telegraph, just  
north of Elizabeth Lake Road

Local Unit Gov.: City of Pontiac

County: Oakland

Date Historic Comm: 11/18/65

-----

Historic Site Name: Hathaway-Hess Farm

Common Site Name: Lone Cedar Farm

Address: 825 South Williams Lake Road

Local Unit Gov.: Township of Waterford

County: Oakland

Date Historic Comm: 09/07/89

-----

Historic Site Name: Lawnridge Hall

Common Site Name:

Address: 1385 South Adams Road

Local Unit Gov.: City of Rochester Hills

County: Oakland

Date Historic Comm: 10/10/89

-----

Historic Site Name: Beals, Edward E., House

Common Site Name:

Address: 31805 Bond Avenue

Local Unit Gov.: City of Farmington Hills

County: Oakland

Date Historic Comm: 01/16/90

-----

Historic Site Name: Southfield Town Hall

Common Site Name: Southfield Burgh Museum

Address: 26082 Berg Road

Local Unit Gov.: City of Southfield

County: Oakland

Date Historic Comm: 01/16/90

-----

Historic Site Name: Steele, Frank, House

Common Site Name:

Address: 35810 11 Mile Road

Local Unit Gov.: City of Farmington Hills

County: Oakland

Date Historic Comm: 01/16/90

-----

Historic Site Name: Avon Township School Dist. No. 7 School

Common Site Name: Ross School

Address: 2498 Tienken Road West

Local Unit Gov.: City of Rochester Hills

County: Oakland

Date Historic Comm: 02/15/90

-----

Historic Site Name: Bach, Henry C., House

Common Site Name:

Address: 30115 Ardmore

Local Unit Gov.: City of Farmington Hills

County: Oakland

Date Historic Comm: 04/19/90

-----

Historic Site Name: Oaklands Model Home

Common Site Name:

Address: 29615 Green Acres

Local Unit Gov.: City of Farmington Hills  
County: Oakland  
Date Historic Comm: 04/19/90

---

Historic Site Name: Frink, Harry, House

Common Site Name: Maple Grove Acres; Brooks Farm

Address: 2246 Oxford Road

Local Unit Gov.: Township of Oxford  
County: Oakland  
Date Historic Comm: 05/10/90

---

Historic Site Name: Opera House

Common Site Name: Lytle's Pharmacy

Address: 340 Main Street

Local Unit Gov.: City of Rochester  
County: Oakland  
Date Historic Comm: 06/21/90

---

Historic Site Name: Kilburn, Cyrus, Farm

Common Site Name: Locust Valley Farm

Address: 3724 Noble Road, east of Delano Road

Local Unit Gov.: Township of Addison  
County: Oakland  
Date Historic Comm: 06/21/90

---

Historic Site Name: McPherson Oil Co. Service Station

Common Site Name: American Oil Co. Station, House of Seven Fables

Address: 239 N. Main Street

Local Unit Gov.: Village of Milford

County: Oakland

Date Historic Comm: 07/19/90

-----

Historic Site Name: B. F. Howland Lumber Co.

Common Site Name: Begole Fox & Co. Lumber Co., De Garmo Lumber Co.,  
Sidetrack

Address: 245 N. Main Street

Local Unit Gov.: Village of Milford

County: Oakland

Date Historic Comm: 07/19/90

-----

Historic Site Name: Nardin Park United Methodist Church Informational  
Designation

Common Site Name:

Address: 29887 W. Eleven Mile Road

Local Unit Gov.: City of Farmington Hills

County: Oakland

Date Historic Comm: 07/21/90

-----

Historic Site Name: Commerce Village Burying Ground

Common Site Name: Commerce Village Cemetery; Baptist Burying Ground

Address: East Commerce Road, NW of Newton Road

Local Unit Gov.: Township of Commerce

County: Oakland

Date Historic Comm: 08/23/90

-----

Historic Site Name: Torrey, Charles, House

Common Site Name:

Address: 1141 Foxwood Court (1745 Squirrel St. is old address)

Local Unit Gov.: Township of Bloomfield  
County: Oakland  
Date Historic Comm: 10/12/90

-----

Historic Site Name: Moseman, Edward N., House

Common Site Name:

Address: 33203 Biddestone

Local Unit Gov.: City of Farmington Hills  
County: Oakland  
Date Historic Comm: 06/20/91

-----

Historic Site Name: Greenwood Cemetery

Common Site Name: Birmingham Cemetery

Address: Oak Street, between Greenwood and Lakeview roads

Local Unit Gov.: City of Birmingham  
County: Oakland  
Date Historic Comm: 07/18/91

-----

Historic Site Name: Button, Charles B., House

Common Site Name:

Address: 34600 Twelve Mile Road

Local Unit Gov.: City of Farmington Hills  
County: Oakland  
Date Historic Comm: 03/16/82

-----



Historic Site Name: Cataract House

Common Site Name: Verwood Hotel

Address: 54 S. Broadway

Local Unit Gov.: Village of Lake Orion

County: Oakland

Date Historic Comm: 02/10/83

-----

Total sites: 169

Appendix E  
Barrier-free Access Inventory  
(to be replaced by ADA compliance inventory)

- Independence Oaks Boathouse by widening the doors to the restrooms.

This is very important due to the fact that the all-visitors trail is located here.

- Independence Oaks Shelters by widening the stall opening and replacing the drinking fountain.

Appendix F  
Michigan Department of Natural Resources  
Public Recreation Facility Inventory, 1985

100  
200  
300  
400  
500  
600  
700  
800  
900  
1000  
1100  
1200  
1300  
1400  
1500  
1600  
1700  
1800  
1900  
2000  
2100  
2200  
2300  
2400  
2500  
2600  
2700  
2800  
2900  
3000  
3100  
3200  
3300  
3400  
3500  
3600  
3700  
3800  
3900  
4000  
4100  
4200  
4300  
4400  
4500  
4600  
4700  
4800  
4900  
5000  
5100  
5200  
5300  
5400  
5500  
5600  
5700  
5800  
5900  
6000  
6100

- 1. CTM CODE. 1-COUNTY 2-TOWNSHIP 3-MUNICIPALITY  
2. NO INV. NO INVENTORY RECEIVED FROM ADMINISTRATOR.  
3. PLAN. INVENTORY SUPPLIED BY LOCAL RECREATION PLAN.  
4. NO PARKS. NO RECREATION SITES OWNED BY COMMUNITY.

NOTE: POPULATION FIGURES ARE 1980 PRELIMINARY DATA. VILLAGE POPULATIONS ARE NOT INCLUDED IN TWP. POP.  
-----

(1)	ID#	NAME	1980 POP	REGION	(2)	(3)	(4)
	1	6300 OAKLAND COUNTY	1007266	1B			BUDGET
	2	6301 ADDISON TWP	4180	1B		NO PARKS	BUDGET
	2	6302 AVON TWP	40626	1B			BUDGET
	2	6303 BLOOMFIELD TWP	42792	1B		NO PARKS	
	2	6304 BRANDON TWP	8340	1B		NO PARKS	BUDGET
	2	6305 COMMERCE TWP	18637	1B			BUDGET
	2	6307 GROVELAND TWP	4121	1B		NO PARKS	BUDGET
	2	6308 HIGHLAND TWP	16971	1B		NO PARKS	BUDGET
	2	6309 HOLLY TWP	3607	1B			BUDGET
	2	6310 INDEPENDENCE TWP	20520	1B			BUDGET
	2	6311 LYON TWP	7067	1B		NO PARKS	BUDGET
	2	6312 MILFORD TWP	5141	1B		NO PARKS	BUDGET
	2	6313 NOVI TWP	150	1B		NO PARKS	
	2	6314 OAKLAND TWP	7613	1B		NO PARKS	BUDGET
	2	6315 ORION TWP	19548	1B			BUDGET
	2	6316 OXFORD TWP	7813	1B			BUDGET
	2	6317 PONTIAC TWP	15325	1B			BUDGET
	2	6318 ROSE TWP	4464	1B			BUDGET
	2	6319 ROYAL OAK TWP	5773	1B	NO INV-PLAN		BUDGET
	2	6320 SOUTHFIELD TWP	29	1B		NO PARKS	BUDGET
	2	6321 SPRINGFIELD TWP	8294	1B			BUDGET
	2	6322 WATERFORD TWP	64103	1B			BUDGET
	2	6323 WEST BLOOMFIELD TWP	41865	1B			
	2	6324 WHITE LAKE TWP	21782	1B			BUDGET
	3	6351 LEONARD	423	1B		NO PARKS	
	3	6352 BERKLEY	18658	1B			BUDGET
	3	6353 BIRMINGHAM	21665	1B			BUDGET
	3	6354 BLOOMFIELD HILLS	3990	1B			BUDGET
	3	6355 ORTONVILLE	1190	1B			BUDGET
	3	6356 CLAWSON	15090	1B	NO INV		BUDGET
	3	6357 WOLVERINE LAKE	1947	1B			BUDGET
	3	6358 FARMINGTON	11035	1B			BUDGET
	3	6359 FARMINGTON HILLS	57922	1B			BUDGET
	3	6361 FERNDAL	26202	1B			BUDGET
	3	6362 HAZEL PARK	20919	1B			BUDGET
	3	6363 HOLLY	4885	1B			BUDGET
	3	6364 HUNTINGTON WOODS	6935	1B			BUDGET
	3	6365 CLARKSTON	957	1B			
	3	6366 KEEGO HARBOR	3099	1B			BUDGET
	3	6367 LATHRUP VILLAGE	4641	1B	NO INV		BUDGET
	3	6368 MADISON HEIGHTS	35211	1B			BUDGET
	3	6369 MILFORD	5044	1B			BUDGET
	3	6371 NOVI	22528	1B			BUDGET
	3	6372 OAK PARK	31561	1B			BUDGET
	3	6373 ORCHARD LAKE	1795	1B		NO PARKS	
	3	6374 LAKE ORION	2913	1B			BUDGET
	3	6375 OXFORD	2757	1B			

MICHIGAN DEPARTMENT OF NATURAL RESOURCES  
PUBLIC RECREATION FACILITY INVENTORY REPORT SUMMARY

PAGE: 1  
DATE: 05/01/85

SUB REGION: 01B  
COUNTY: 63 OAKLAND  
ADMIN: 32 DNR - STATE PARKS

OVERALL SITE CONDITION: GOOD... 1  
FAIR... 6  
POOR... 0  
UNKN... 3

NUMBER OF SITES: 10  
TOTAL ACRES: 26,260.9  
RESERVE ACRES: 705.0  
SITES WITH PARKING: 7  
SITES WITH CONC. STANDS: 7  
SITES WITH RESTROOMS: 7  
SITES OPEN TO NONRESIDENT: 7  
SITES WITH RESIDENT FEE: 7  
SITES WITH NONRESIDENT FEE: 7  
SITES WHERE FEES DIFFER: 0

INDOOR FACILITIES	# OF SITES	FAC. (SITES)	INDOOR FACILITIES	# OF SITES	FAC. (SITES)
001 GEN RECREATION CENTERS			006 SWIMMING POOLS		
002 SENIOR CITIZEN CENTERS..... 1	1		007 SWIMMER CAPACITY		
003 HANDICAPPER CENTERS			008 GYMNASIUMS		
004 CULTURAL CENTERS			009 BASKETBALL BACKBOARDS		
005 ICE RINKS			010 WALL COURTS		
			011 TENNIS COURTS		

OUTDOOR FACILITIES

COMPETITIVE SPORTS

040 SOCCER FIELDS  
041 REGULATION BALL DIAMONDS  
042 PICKUP BALL DIAMONDS  
043 COMB FOOTBALL FIELDS  
044 SEPARATE FOOTBALL FIELDS  
045 BASKETBALL BACKBOARDS  
046 GOLF (HOLES)  
047 RUNNING TRACKS  
048 TENNIS COURTS

WINTER-RELATED ACTIVITIES

080 TOBOGGAN RUNS  
081 SLEDDING HILLS..... 1 1  
082 SKI TOWS  
083 ARTIFICIAL ICE RINKS  
084 NATURAL ICE RINKS

TRAILS

120 MILES OF SNOWMOBILE TRAILS  
121 X-COUNTRY TRAILS (MILES)..... 2 18.0  
122 NATURE TRAILS (MILES)..... 2 6.0  
123 HORSEBACK TRAILS (MILES)..... 4 42.0  
124 ORV TRAILS (MILES)  
125 HANDICAP TRAILS (MILES)  
126 HIKING TRAILS (MILES)..... 3 32.0  
127 FITNESS TRAILS (MILES)  
128 BICYCLE TRAILS (MILES)

OUTDOOR FACILITIES

CAMPING

160 CAMPSITES - MODERN..... 2 293  
161 CAMPSITES - PRIMITIVE..... 3 105  
162 GROUP CAMPSITES - MODERN  
163 GROUP CAMPSITES-PRIMITIVE..... 4 14

WATER-RELATED ACTIVITIES

200 SWIMMING POOLS  
201 SWIMMER CAPACITY  
202 SPRAY POOLS  
203 GREAT LAKE FRONTAGE (FT.)  
204 WATER FRONT (FT.)..... 7 365,750  
205 NAT SWIM AREA (SQ.FT.)..... 7 610,000  
206 BANK/ShORE FISHING (FT.)..... 7 349,750  
207 PIER FISHING (FT.)  
208 BOAT LAUNCH RAMPS..... 6 14  
209 BOAT LAUNCH PARKING (CAP)..... 6 414  
210 MARINA SLIPS  
211 LIVERY BOATS  
212 LIVERY CANOES

MISCELLANEOUS

240 NATURE STUDY AREAS  
241 NATURE STUDY BUILDINGS  
242 PICNIC TABLES..... 7 1,159  
243 ZOOS  
244 PLAYGROUNDS  
245 AMPHITHEATERS  
246 OPEN TO HUNTING (ACRES)..... 6 21,497.6  
247 OPEN TO ORV USE (ACRES)  
248 OPEN TO SNOWMOBILES(ACRES)..... 7 17,247.0

MICHIGAN DEPARTMENT OF NATURAL RESOURCES  
PUBLIC RECREATION FACILITY INVENTORY REPORT SUMMARY

PAGE: 3  
DATE: 05/01/85

SUB REGION: 01B  
COUNTY: 63 OAKLAND  
ADMIN: 00 COUNTY

OVERALL SITE CONDITION: GOOD... 5  
FAIR... 3  
POOR... 0  
UNKN... 0

NUMBER OF SITES: 8  
TOTAL ACRES: 2,401.0 SITES WITH PARKING: 7 SITES WITH RESTROOMS: 8 SITES OPEN TO NONRESIDENT: 8  
RESERVE ACRES: 1,250.0 SITES WITH CONC. STANDS: 8 SITES WITH RESIDENT FEE: 8  
SITES WITH NONRESIDENT FEE: 8  
SITES WHERE FEES DIFFER: 7

INDOOR FACILITIES	# OF SITES	FAC. (SITES)	INDOOR FACILITIES	# OF SITES	FAC. (SITES)
001 GEN RECREATION CENTERS	2	3	006 SWIMMING POOLS		
002 SENIOR CITIZEN CENTERS			007 SWIMMER CAPACITY		
003 HANDICAPPER CENTERS			008 GYMNASIUMS	1	
004 CULTURAL CENTERS			009 BASKETBALL BACKBOARDS		
005 ICE RINKS			010 WALL COURTS	1	1
			011 TENNIS COURTS		

OUTDOOR FACILITIES

COMPETITIVE SPORTS

040 SOCCER FIELDS	1	18
041 REGULATION BALL DIAMONDS		
042 PICKUP BALL DIAMONDS	3	4
043 COMB FOOTBALL FIELDS		
044 SEPARATE FOOTBALL FIELDS		
045 BASKETBALL BACKBOARDS	1	1
046 GOLF (HOLES)	3	45
047 RUNNING TRACKS		
048 TENNIS COURTS	1	8

WINTER-RELATED ACTIVITIES

080 TOBOGGAN RUNS	1	1
081 SLEDDING HILLS	1	1
082 SKI TOWS		
083 ARTIFICIAL ICE RINKS		
084 NATURAL ICE RINKS	3	

TRAILS

120 MILES OF SNOWMOBILE TRAILS	1	13.0
121 X-COUNTRY TRAILS (MILES)	3	9.0
122 NATURE TRAILS (MILES)	1	4.0
123 HORSEBACK TRAILS (MILES)		
124 ORV TRAILS (MILES)		
125 HANDICAP TRAILS (MILES)	1	0.5
126 HIKING TRAILS (MILES)	2	16.0
127 FITNESS TRAILS (MILES)		
128 BICYCLE TRAILS (MILES)	1	0.5

OUTDOOR FACILITIES

CAMPING

160 CAMPSITES - MODERN	1	150
161 CAMPSITES - PRIMITIVE	2	410
162 GROUP CAMPSITES - MODERN		
163 GROUP CAMPSITES-PRIMITIVE	1	2

WATER-RELATED ACTIVITIES

200 SWIMMING POOLS	2	2
201 SWIMMER CAPACITY	2	1,250
202 SPRAY POOLS		
203 GREAT LAKE FRONTAGE (FT.)		
204 WATER FRONT (FT.)	2	0
205 NAT SWIM AREA (SQ FT.)	1	43,000
206 BANK/ShORE FISHING (FT.)	1	1,500
207 PIER FISHING (FT.)		
208 BOAT LAUNCH RAMPS	2	2
209 BOAT LAUNCH PARKING (CAP)	1	50
210 MARINA SLIPS		
211 LIVERY BOATS	3	73
212 LIVERY CANOES	1	10

MISCELLANEOUS

240 NATURE STUDY AREAS	1	1
241 NATURE STUDY BUILDINGS		
242 PICNIC TABLES	4	677
243 ZOOS		
244 PLAYGROUNDS	3	6
245 AMPHITHEATERS		
246 OPEN TO HUNTING (ACRES)		
247 OPEN TO ORV USE (ACRES)		
248 OPEN TO SNOWMOBILES (ACRES)	2	502.0

MICHIGAN DEPARTMENT OF NATURAL RESOURCES  
PUBLIC RECREATION FACILITY INVENTORY REPORT SUMMARY

PAGE: 5  
DATE: 05/01/85

SUB REGION: 01B  
COUNTY: 63 OAKLAND  
ADMIN: ALL ADMINISTRATORS

OVERALL SITE CONDITION: GOOD... 150  
FAIR... 134  
POOR... 20  
UNKN... 21

NUMBER OF SITES: 325  
TOTAL ACRES: 37,783.9  
RESERVE ACRES: 3,103.7  
SITES WITH PARKING: 150  
SITES WITH CONC. STANDS: 42  
SITES WITH RESTROOMS: 102  
SITES OPEN TO NONRESIDENT: 234  
SITES WITH RESIDENT FEE: 35  
SITES WITH NONRESIDENT FEE: 34  
SITES WHERE FEES DIFFER: 20

INDOOR FACILITIES		# OF SITES	FAC. (SITES)	INDOOR FACILITIES		# OF SITES	FAC. (SITES)
001	GEN RECREATION CENTERS	19	20	006	SWIMMING POOLS	1	1
002	SENIOR CITIZEN CENTERS	8	8	007	SWIMMER CAPACITY	1	125
003	HANDICAPPER CENTERS			008	GYMNASTIUMS	5	
004	CULTURAL CENTERS	3	3	009	BASKETBALL BACKBOARDS	4	8
005	ICE RINKS	6		010	WALL COURTS	2	3
				011	TENNIS COURTS		

OUTDOOR FACILITIES

COMPETITIVE SPORTS

040	SOCCER FIELDS	19	41
041	REGULATION BALL DIAMONDS	96	188
042	PICKUP BALL DIAMONDS	47	61
043	COMB FOOTBALL FIELDS	21	28
044	SEPARATE FOOTBALL FIELDS	1	1
045	BASKETBALL BACKBOARDS	77	172
046	GOLF (HOLES)	11	144
047	RUNNING TRACKS	1	1
048	TENNIS COURTS	69	192

WINTER-RELATED ACTIVITIES

080	TOBOGGAN RUNS	6	11
081	SLEDDING HILLS	22	25
082	SKI TOWS		
083	ARTIFICIAL ICE RINKS	4	
084	NATURAL ICE RINKS	51	

TRAILS

120	MILES OF SNOWMOBILE TRAILS	2	15.0
121	X-COUNTRY TRAILS (MILES)	14	56.9
122	NATURE TRAILS (MILES)	20	33.1
123	HORSEBACK TRAILS (MILES)	5	44.0
124	ORV TRAILS (MILES)		
125	HANDICAP TRAILS (MILES)	2	60.5
126	HIKING TRAILS (MILES)	14	60.6
127	FITNESS TRAILS (MILES)	10	8.2 (9)
128	BICYCLE TRAILS (MILES)	3	6.5

OUTDOOR FACILITIES

CAMPING

160	CAMPSITES - MODERN	4	444
161	CAMPSITES - PRIMITIVE	5	515
162	GROUP CAMPSITES - MODERN	1	1
163	GROUP CAMPSITES-PRIMITIVE	6	17

WATER-RELATED ACTIVITIES

200	SWIMMING POOLS	7	7
201	SWIMMER CAPACITY	7	3,150 (5)
202	SPRAY POOLS	3	3
203	GREAT LAKE FRONTAGE (FT.)		
204	WATER FRONT (FT.)	61	556,969 (57)
205	NAT SWIM AREA (SQ FT.)	19	1,197,071
206	BANK/ShORE FISHING (FT.)	42	455,167
207	PIER FISHING (FT.)	5	525
208	BOAT LAUNCH RAMPS	29	45
209	BOAT LAUNCH PARKING (CAP)	26	1,115
210	MARINA SLIPS	2	303
211	LIVERY BOATS	4	168
212	LIVERY CANOES	1	10

MISCELLANEOUS

240	NATURE STUDY AREAS	15	15
241	NATURE STUDY BUILDINGS	3	
242	PICNIC TABLES	143	4,215
243	ZOOS	1	0.4
244	PLAYGROUNDS	171	3,208
245	AMPHITHEATERS	2	
246	OPEN TO HUNTING (ACRES)	7	21,499.6
247	OPEN TO ORV USE (ACRES)		
248	OPEN TO SNOWMOBILES (ACRES)	12	17,762.0



MICHIGAN DEPARTMENT OF NATURAL RESOURCES  
PUBLIC RECREATION FACILITY INVENTORY REPORT SUMMARY

PAGE: 1  
DATE: 05/01/85

SUB REGION: 01B  
COUNTY: 63 OAKLAND  
ADMIN: 05 COMMERCE TWP

OVERALL SITE CONDITION: GOOD . . . 1  
FAIR . . . 3  
POOR . . . 0  
UNKN . . . 0

NUMBER OF SITES: 4  
TOTAL ACRES: 457.1 SITES WITH PARKING: 3 SITES WITH RESTROOMS: 2 SITES OPEN TO NONRESIDENT: 3  
RESERVE ACRES: 378.4 SITES WITH CONC. STANDS: 0 SITES WITH RESIDENT FEE: 0  
SITES WITH NONRESIDENT FEE: 0  
SITES WHERE FEES DIFFER: 0

INDOOR FACILITIES		# OF SITES	FAC. (SITES)	INDOOR FACILITIES		# OF SITES	FAC. (SITES)
001	GEN RECREATION CENTERS	1	1	006	SWIMMING POOLS		
002	SENIOR CITIZEN CENTERS			007	SWIMMER CAPACITY		
003	HANDICAPPER CENTERS			008	GYMNASIUMS		
004	CULTURAL CENTERS			009	BASKETBALL BACKBOARDS		
005	ICE RINKS			010	WALL COURTS		
				011	TENNIS COURTS		

OUTDOOR FACILITIES

COMPETITIVE SPORTS

040	SOCCER FIELDS		
041	REGULATION BALL DIAMONDS	2	13
042	PICKUP BALL DIAMONDS		
043	COMB FOOTBALL FIELDS	1	1
044	SEPARATE FOOTBALL FIELDS		
045	BASKETBALL BACKBOARDS	1	3
046	GOLF (HOLES)		
047	RUNNING TRACKS		
048	TENNIS COURTS	1	2

WINTER-RELATED ACTIVITIES

080	TOBOGGAN RUNS		
081	SLEDDING HILLS		
082	SKI TOWS		
083	ARTIFICIAL ICE RINKS		
084	NATURAL ICE RINKS	1	

TRAILS

120	MILES OF SNOWMOBILE TRAILS		
121	X-COUNTRY TRAILS (MILES)	1	2.5
122	NATURE TRAILS (MILES)		
123	HORSEBACK TRAILS (MILES)		
124	ORV TRAILS (MILES)		
125	HANDICAP TRAILS (MILES)		
126	HIKING TRAILS (MILES)	1	2.5
127	FITNESS TRAILS (MILES)		
128	BICYCLE TRAILS (MILES)		

OUTDOOR FACILITIES

CAMPING

160	CAMPSITES - MODERN		
161	CAMPSITES - PRIMITIVE		
162	GROUP CAMPSITES - MODERN		
163	GROUP CAMPSITES-PRIMITIVE		

WATER-RELATED ACTIVITIES

200	SWIMMING POOLS		
201	SWIMMER CAPACITY		
202	SPRAY POOLS		
203	GREAT LAKE FRONTAGE (FT.)		
204	WATER FRONT (FT)	3	4,441
205	NAT SWIM AREA (SQ FT)		
206	BANK/SHORE FISHING (FT)		
207	PIER FISHING (FT)		
208	BOAT LAUNCH RAMPS		
209	BOAT LAUNCH PARKING (CAP)		
210	MARINA SLIPS		
211	LIVERY BOATS		
212	LIVERY CANOES		

MISCELLANEOUS

240	NATURE STUDY AREAS		
241	NATURE STUDY BUILDINGS		
242	PICNIC TABLES	1	8
243	ZOUS		
244	PLAYGROUNDS	1	0
245	AMPHITHEATERS		
246	OPEN TO HUNTING (ACRES)		
247	OPEN TO ORV USE (ACRES)		
248	OPEN TO SNOWMOBILES(ACRES)		

MICHIGAN DEPARTMENT OF NATURAL RESOURCES  
PUBLIC RECREATION FACILITY INVENTORY REPORT SUMMARY

PAGE: 9  
DATE: 05/01/85

SUB REGION: 01B  
COUNTY: 63 OAKLAND  
ADMIN: 10 INDEPENDENCE TWP

OVERALL SITE CONDITION: GOOD... 2  
FAIR... 0  
POOR... 0  
UNKN... 0

NUMBER OF SITES: 2  
TOTAL ACRES: 173.0 SITES WITH PARKING: 2 SITES WITH RESTROOMS: 1 SITES OPEN TO NONRESIDENT: 1  
RESERVE ACRES: 1.0 SITES WITH CONC. STANDS: 2 SITES WITH RESIDENT FEE: 1  
SITES WITH NONRESIDENT FEE: 0  
SITES WHERE FEES DIFFER: 0

INDOOR FACILITIES	# OF SITES	FAC. (SITES)	INDOOR FACILITIES	# OF SITES	FAC. (SITES)
001 GEN RECREATION CENTERS			006 SWIMMING POOLS		
002 SENIOR CITIZEN CENTERS..... 1	1	1	007 SWIMMER CAPACITY		
003 HANDICAPPER CENTERS			008 GYMNASIUMS		
004 CULTURAL CENTERS			009 BASKETBALL BACKBOARDS		
005 ICE RINKS			010 WALL COURTS		
			011 TENNIS COURTS		

OUTDOOR FACILITIES

COMPETITIVE SPORTS

040 SOCCER FIELDS		
041 REGULATION BALL DIAMONDS..... 1	3	3
042 PICKUP BALL DIAMONDS		
043 COMB FOOTBALL FIELDS		
044 SEPARATE FOOTBALL FIELDS		
045 BASKETBALL BACKBOARDS..... 1	4	4
046 GOLF (HOLES)		
047 RUNNING TRACKS		
048 TENNIS COURTS..... 1	4	4

WINTER-RELATED ACTIVITIES

080 TOBOGGAN RUNS		
081 SLEDDING HILLS		
082 SKI TOWS		
083 ARTIFICIAL ICE RINKS		
084 NATURAL ICE RINKS		

TRAILS

120 MILES OF SNOWMOBILE TRAILS		
121 X-COUNTRY TRAILS (MILES)		
122 NATURE TRAILS (MILES)		
123 HORSEBACK TRAILS (MILES)		
124 ORV TRAILS (MILES)		
125 HANDICAP TRAILS (MILES)		
126 HIKING TRAILS (MILES)		
127 FITNESS TRAILS (MILES)		
128 BICYCLE TRAILS (MILES)		

OUTDOOR FACILITIES

CAMPING

160 CAMPSITES - MODERN		
161 CAMPSITES - PRIMITIVE		
162 GROUP CAMPSITES - MODERN		
163 GROUP CAMPSITES-PRIMITIVE		

WATER-RELATED ACTIVITIES

200 SWIMMING POOLS		
201 SWIMMER CAPACITY		
202 SPRAY POOLS		
203 GREAT LAKE FRONTAGE (FT.)		
204 WATER FRONT (FT )..... 1		1,000
205 NAT SWIM AREA (SQ FT )..... 1		6,000
206 BANK/ShORE FISHING (FT )		
207 PIER FISHING (FT )		
208 BOAT LAUNCH RAMPS..... 1		1
209 BOAT LAUNCH PARKING (CAP)..... 1		25
210 MARINA SLIPS		
211 LIVERY BOATS		
212 LIVERY CANOES		

MISCELLANEOUS

240 NATURE STUDY AREAS		
241 NATURE STUDY BUILDINGS		
242 PICNIC TABLES..... 1		50
243 ZOOS		
244 PLAYGROUNDS		
245 AMPHITHEATERS		
246 OPEN TO HUNTING (ACRES)		
247 OPEN TO ORV USE (ACRES)		
248 OPEN TO SNOWMOBILES(ACRES)		

MICHIGAN DEPARTMENT OF NATURAL RESOURCES  
PUBLIC RECREATION FACILITY INVENTORY REPORT SUMMARY

PAGE: 11  
DATE: 05/01/85

SUB REGION: 01B  
COUNTY: 63 OAKLAND  
ADMIN: 16 OXFORD TWP

OVERALL SITE CONDITION: GOOD... 2  
FAIR... 0  
POOR... 0  
UNKN... 0

NUMBER OF SITES: 2  
TOTAL ACRES: 145.2  
RESERVE ACRES: 0.0

SITES WITH PARKING: 1  
SITES WITH CONC STANDS: 0

SITES WITH RESTROOMS: 1  
SITES OPEN TO NONRESIDENT: 1  
SITES WITH RESIDENT FEE: 0  
SITES WITH NONRESIDENT FEE: 0  
SITES WHERE FEES DIFFER: 0

INDOOR FACILITIES	# OF SITES	FAC. (SITES)	INDOOR FACILITIES	# OF SITES	FAC. (SITES)
001 GEN RECREATION CENTERS			006 SWIMMING POOLS		
002 SENIOR CITIZEN CENTERS			007 SWIMMER CAPACITY		
003 HANDICAPPER CENTERS			008 GYMNASIUMS		
004 CULTURAL CENTERS			009 BASKETBALL BACKBOARDS		
005 ICE RINKS			010 WALL COURTS		
			011 TENNIS COURTS		

OUTDOOR FACILITIES

COMPETITIVE SPORTS

040 SOCCER FIELDS		
041 REGULATION BALL DIAMONDS.....	1	4
042 PICKUP BALL DIAMONDS		
043 COMB FOOTBALL FIELDS		
044 SEPARATE FOOTBALL FIELDS		
045 BASKETBALL BACKBOARDS.....	1	1
046 GOLF (HOLES)		
047 RUNNING TRACKS		
048 TENNIS COURTS.....	1	4

WINTER-RELATED ACTIVITIES

080 TOBOGGAN RUNS		
081 SLEDDING HILLS		
082 SKI TOWS		
083 ARTIFICIAL ICE RINKS		
084 NATURAL ICE RINKS		

TRAILS

120 MILES OF SNOWMOBILE TRAILS		
121 X-COUNTRY TRAILS (MILES)		
122 NATURE TRAILS (MILES)		
123 HORSEBACK TRAILS (MILES)		
124 ORV TRAILS (MILES)		
125 HANDICAP TRAILS (MILES)		
126 HIKING TRAILS (MILES)		
127 FITNESS TRAILS (MILES)		
128 BICYCLE TRAILS (MILES)		

OUTDOOR FACILITIES

CAMPING

160 CAMPSITES - MODERN		
161 CAMPSITES - PRIMITIVE		
162 GROUP CAMPSITES - MODERN		
163 GROUP CAMPSITES-PRIMITIVE		

WATER-RELATED ACTIVITIES

200 SWIMMING POOLS		
201 SWIMMER CAPACITY		
202 SPRAY POOLS		
203 GREAT LAKE FRONTAGE (FT.)		
204 WATER FRONT (FT ).....	1	200
205 NAT SWIM AREA (SQ FT ).....	1	5,000
206 BANK/SHORE FISHING (FT ).....	1	200
207 PIER FISHING (FT ).....	1	75
208 BOAT LAUNCH RAMPS.....	1	1
209 BOAT LAUNCH PARKING (CAP).....	1	3
210 MARINA SLIPS		
211 LIVERY BOATS		
212 LIVERY CANOES		

MISCELLANEOUS

240 NATURE STUDY AREAS		
241 NATURE STUDY BUILDINGS		
242 PICNIC TABLES.....	1	73
243 ZOOS		
244 PLAYGROUNDS.....	1	2
245 AMPHITHEATERS		
246 OPEN TO HUNTING (ACRES)		
247 OPEN TO ORV USE (ACRES)		
248 OPEN TO SNOWMOBILES(ACRES)		

MICHIGAN DEPARTMENT OF NATURAL RESOURCES  
PUBLIC RECREATION FACILITY INVENTORY REPORT SUMMARY

PAGE: 13  
DATE: 05/01/85

SUB REGION: 01B  
COUNTY: 63 OAKLAND  
ADMIN: 19 ROYAL OAK TWP

OVERALL SITE CONDITION: GOOD... 0  
FAIR... 0  
POOR... 0  
UNKN... 2

NUMBER OF SITES: 2  
TOTAL ACRES: 5.8  
RESERVE ACRES: 0.0

SITES WITH PARKING: 0  
SITES WITH CONC. STANDS: 0

SITES WITH RESTROOMS: 0  
SITES OPEN TO NONRESIDENT: 0  
SITES WITH RESIDENT FEE: 0  
SITES WITH NONRESIDENT FEE: 0  
SITES WHERE FEES DIFFER: 0

INDOOR FACILITIES	# OF SITES	FAC. (SITES)	INDOOR FACILITIES	# OF SITES	FAC. (SITES)
001 GEN RECREATION CENTERS			006 SWIMMING POOLS		
002 SENIOR CITIZEN CENTERS			007 SWIMMER CAPACITY		
003 HANDICAPPER CENTERS			008 GYMNASIUMS		
004 CULTURAL CENTERS			009 BASKETBALL BACKBOARDS		
005 ICE RINKS			010 WALL COURTS		
			011 TENNIS COURTS		

OUTDOOR FACILITIES

COMPETITIVE SPORTS

040 SOCCER FIELDS  
041 REGULATION BALL DIAMONDS  
042 PICKUP BALL DIAMONDS  
043 COMB FOOTBALL FIELDS  
044 SEPARATE FOOTBALL FIELDS  
045 BASKETBALL BACKBOARDS  
046 GOLF (HOLES)  
047 RUNNING TRACKS  
048 TENNIS COURTS

WINTER-RELATED ACTIVITIES

080 TOBOGGAN RUNS  
081 SLEDDING HILLS  
082 SKI TOWS  
083 ARTIFICIAL ICE RINKS  
084 NATURAL ICE RINKS

TRAILS

120 MILES OF SNOWMOBILE TRAILS  
121 X-COUNTRY TRAILS (MILES)  
122 NATURE TRAILS (MILES)  
123 HORSEBACK TRAILS (MILES)  
124 ORV TRAILS (MILES)  
125 HANDICAP TRAILS (MILES)  
126 HIKING TRAILS (MILES)  
127 FITNESS TRAILS (MILES)  
128 BICYCLE TRAILS (MILES)

OUTDOOR FACILITIES

CAMPING

160 CAMPSITES - MODERN  
161 CAMPSITES - PRIMITIVE  
162 GROUP CAMPSITES - MODERN  
163 GROUP CAMPSITES-PRIMITIVE

WATER-RELATED ACTIVITIES

200 SWIMMING POOLS  
201 SWIMMER CAPACITY  
202 SPRAY POOLS  
203 GREAT LAKE FRONTAGE (FT.)  
204 WATER FRONT (FT )  
205 NAT SWIM AREA (SQ FT )  
206 BANK/SHORE FISHING (FT )  
207 PIER FISHING (FT )  
208 BOAT LAUNCH RAMPS  
209 BOAT LAUNCH PARKING (CAP)  
210 MARINA SLIPS  
211 LIVERY BOATS  
212 LIVERY CANOES

MISCELLANEOUS

240 NATURE STUDY AREAS  
241 NATURE STUDY BUILDINGS  
242 PICNIC TABLES  
243 ZOOS  
244 PLAYGROUNDS  
245 AMPHITHEATERS  
246 OPEN TO HUNTING (ACRES)  
247 OPEN TO ORV USE (ACRES)  
248 OPEN TO SNOWMOBILES(ACRES)

MICHIGAN DEPARTMENT OF NATURAL RESOURCES  
PUBLIC RECREATION FACILITY INVENTORY REPORT SUMMARY

PAGE: 15  
DATE: 05/01/85

SUB REGION: 01B  
COUNTY: 63 OAKLAND  
ADMIN: 22 WATERFORD TWP

OVERALL SITE CONDITION: GOOD... 1  
FAIR... 7  
POOR... 1  
UNKN... 0

NUMBER OF SITES: 9  
TOTAL ACRES: 101.4 SITES WITH PARKING: 9 SITES WITH RESTROOMS: 6 SITES OPEN TO NONRESIDENT: 8  
RESERVE ACRES: 34.3 SITES WITH CONC. STANDS: 4 SITES WITH RESIDENT FEE: 2  
SITES WITH NONRESIDENT FEE: 2  
SITES WHERE FEES DIFFER: 2

INDOOR FACILITIES	# OF SITES	FAC. (SITES)	INDOOR FACILITIES	# OF SITES	FAC. (SITES)
001 GEN RECREATION CENTERS	1	1	006 SWIMMING POOLS		
002 SENIOR CITIZEN CENTERS			007 SWIMMER CAPACITY		
003 HANDICAPPER CENTERS			008 GYMNASIUMS	1	
004 CULTURAL CENTERS			009 BASKETBALL BACKBOARDS	1	2
005 ICE RINKS			010 WALL COURTS		
			011 TENNIS COURTS		

OUTDOOR FACILITIES

COMPETITIVE SPORTS

040 SOCCER FIELDS	2	3
041 REGULATION BALL DIAMONDS	4	9
042 PICKUP BALL DIAMONDS	2	4
043 COMB FOOTBALL FIELDS		
044 SEPARATE FOOTBALL FIELDS		
045 BASKETBALL BACKBOARDS	2	4
046 GOLF (HOLES)		
047 RUNNING TRACKS		
048 TENNIS COURTS		

WINTER-RELATED ACTIVITIES

080 TOBOGGAN RUNS		
081 SLEDDING HILLS		
082 SKI TOWS		
083 ARTIFICIAL ICE RINKS		
084 NATURAL ICE RINKS		

TRAILS

120 MILES OF SNOWMOBILE TRAILS		
121 X-COUNTRY TRAILS (MILES)		
122 NATURE TRAILS (MILES)	2	1.0
123 HORSEBACK TRAILS (MILES)		
124 ORV TRAILS (MILES)		
125 HANDICAP TRAILS (MILES)		
126 HIKING TRAILS (MILES)		
127 FITNESS TRAILS (MILES)		
128 BICYCLE TRAILS (MILES)		

OUTDOOR FACILITIES

CAMPING

160 CAMPSITES - MODERN		
161 CAMPSITES - PRIMITIVE		
162 GROUP CAMPSITES - MODERN		
163 GROUP CAMPSITES-PRIMITIVE		

WATER-RELATED ACTIVITIES

200 SWIMMING POOLS		
201 SWIMMER CAPACITY		
202 SPRAY POOLS		
203 GREAT LAKE FRONTAGE (FT.)		
204 WATER FRONT (FT)		
205 NAT SWIM AREA (SQ FT)		
206 BANK/SHORE FISHING (FT)		
207 PIER FISHING (FT)		
208 BOAT LAUNCH RAMPS		
209 BOAT LAUNCH PARKING (CAP)		
210 MARINA SLIPS		
211 LIVERY BOATS		
212 LIVERY CANOES		

MISCELLANEOUS

240 NATURE STUDY AREAS		
241 NATURE STUDY BUILDINGS		
242 PICNIC TABLES	7	27
243 ZOOS		
244 PLAYGROUNDS	4	4
245 AMPHITHEATERS		
246 OPEN TO HUNTING (ACRES)		
247 OPEN TO ORV USE (ACRES)		
248 OPEN TO SNOWMOBILES(ACRES)		

MICHIGAN DEPARTMENT OF NATURAL RESOURCES  
PUBLIC RECREATION FACILITY INVENTORY REPORT SUMMARY

PAGE: 17  
DATE: 05/01/85

SUB REGION: 01B  
COUNTY: 63 OAKLAND  
ADMIN: 52 BERKLEY

OVERALL SITE CONDITION: GOOD... 6  
FAIR... 0  
POOR... 0  
UNKN... 0

NUMBER OF SITES: 6  
TOTAL ACRES: 29.8  
RESERVE ACRES: 8.0

SITES WITH PARKING: 2  
SITES WITH CONC. STANDS: 1

SITES WITH RESTROOMS: 1  
SITES OPEN TO NONRESIDENT: 6  
SITES WITH RESIDENT FEE: 0  
SITES WITH NONRESIDENT FEE: 0  
SITES WHERE FEES DIFFER: 0

INDOOR FACILITIES	# OF SITES	FAC. (SITES)	INDOOR FACILITIES	# OF SITES	FAC. (SITES)
001 GEN RECREATION CENTERS.....	1	1	006 SWIMMING POOLS		
002 SENIOR CITIZEN CENTERS			007 SWIMMER CAPACITY		
003 HANDICAPPER CENTERS			008 GYMNASIUMS		
004 CULTURAL CENTERS			009 BASKETBALL BACKBOARDS		
005 ICE RINKS.....	1		010 WALL COURTS		
			011 TENNIS COURTS		

OUTDOOR FACILITIES

COMPETITIVE SPORTS

040 SOCCER FIELDS.....	1	1
041 REGULATION BALL DIAMONDS.....	4	7
042 PICKUP BALL DIAMONDS.....	1	1
043 COMB FOOTBALL FIELDS.....	1	1
044 SEPARATE FOOTBALL FIELDS		
045 BASKETBALL BACKBOARDS.....	1	2
046 GOLF (HOLES)		
047 RUNNING TRACKS		
048 TENNIS COURTS.....	2	8

WINTER-RELATED ACTIVITIES

080 TOBOGGAN RUNS  
081 SLEDDING HILLS  
082 SKI TOWS  
083 ARTIFICIAL ICE RINKS  
084 NATURAL ICE RINKS

TRAILS

120 MILES OF SNOWMOBILE TRAILS  
121 X-COUNTRY TRAILS (MILES)  
122 NATURE TRAILS (MILES)  
123 HORSEBACK TRAILS (MILES)  
124 ORV TRAILS (MILES)  
125 HANDICAP TRAILS (MILES)  
126 HIKING TRAILS (MILES)  
127 FITNESS TRAILS (MILES)  
128 BICYCLE TRAILS (MILES)

OUTDOOR FACILITIES

CAMPING

160 CAMPSITES - MODERN  
161 CAMPSITES - PRIMITIVE  
162 GROUP CAMPSITES - MODERN  
163 GROUP CAMPSITES-PRIMITIVE

WATER-RELATED ACTIVITIES

200 SWIMMING POOLS  
201 SWIMMER CAPACITY  
202 SPRAY POOLS  
203 GREAT LAKE FRONTAGE (FT.)  
204 WATER FRONT (FT )  
205 NAT SWIM AREA (SQ FT )  
206 BANK/SHORE FISHING (FT )  
207 PIER FISHING (FT )  
208 BOAT LAUNCH RAMPS  
209 BOAT LAUNCH PARKING (CAP)  
210 MARINA SLIPS  
211 LIVERY BOATS  
212 LIVERY CANOES

MISCELLANEOUS

240 NATURE STUDY AREAS		
241 NATURE STUDY BUILDINGS		
242 PICNIC TABLES.....	1	30
243 ZOOS.....	1	0.4
244 PLAYGROUNDS.....	4	4
245 AMPHITHEATERS		
246 OPEN TO HUNTING (ACRES)		
247 OPEN TO ORV USE (ACRES)		
248 OPEN TO SNOWMOBILES(ACRES)		

MICHIGAN DEPARTMENT OF NATURAL RESOURCES  
PUBLIC RECREATION FACILITY INVENTORY REPORT SUMMARY

PAGE: 19  
DATE: 05/01/85

SUB REGION: 01B  
COUNTY: 63 OAKLAND  
ADMIN: 55 ORTONVILLE

OVERALL SITE CONDITION: GOOD... 3  
FAIR... 1  
POOR... 0  
UNKN... 0

NUMBER OF SITES: 4  
TOTAL ACRES: 7.8 SITES WITH PARKING: 3 SITES WITH RESTROOMS: 0 SITES OPEN TO NONRESIDENT: 2  
RESERVE ACRES: 4.0 SITES WITH CONC STANDS: 0 SITES WITH RESIDENT FEE: 0  
SITES WITH NONRESIDENT FEE: 0  
SITES WHERE FEES DIFFER: 0

INDOOR FACILITIES	# OF SITES	FAC. (SITES)	INDOOR FACILITIES	# OF SITES	FAC. (SITES)
001 GEN RECREATION CENTERS			006 SWIMMING POOLS		
002 SENIOR CITIZEN CENTERS			007 SWIMMER CAPACITY		
003 HANDICAPPER CENTERS			008 GYMNASIUMS		
004 CULTURAL CENTERS			009 BASKETBALL BACKBOARDS		
005 ICE RINKS			010 WALL COURTS		
			011 TENNIS COURTS		

OUTDOOR FACILITIES

COMPETITIVE SPORTS

040 SOCCER FIELDS  
041 REGULATION BALL DIAMONDS..... 2 3  
042 PICKUP BALL DIAMONDS  
043 COMB FOOTBALL FIELDS  
044 SEPARATE FOOTBALL FIELDS  
045 BASKETBALL BACKBOARDS..... 1 1  
046 GOLF (HOLES)  
047 RUNNING TRACKS  
048 TENNIS COURTS

WINTER-RELATED ACTIVITIES

080 TOBOGGAN RUNS  
081 SLEDDING HILLS  
082 SKI TOWS  
083 ARTIFICIAL ICE RINKS  
084 NATURAL ICE RINKS..... 1

TRAILS

120 MILES OF SNOWMOBILE TRAILS  
121 X-COUNTRY TRAILS (MILES)..... 1 1.0  
122 NATURE TRAILS (MILES)  
123 HORSEBACK TRAILS (MILES)  
124 ORV TRAILS (MILES)  
125 HANDICAP TRAILS (MILES)  
126 HIKING TRAILS (MILES)..... 1 1.0  
127 FITNESS TRAILS (MILES)  
128 BICYCLE TRAILS (MILES)

OUTDOOR FACILITIES

CAMPING

160 CAMPSITES - MODERN  
161 CAMPSITES - PRIMITIVE  
162 GROUP CAMPSITES - MODERN  
163 GROUP CAMPSITES-PRIMITIVE

WATER-RELATED ACTIVITIES

200 SWIMMING POOLS  
201 SWIMMER CAPACITY  
202 SPRAY POOLS  
203 GREAT LAKE FRONTAGE (FT.)  
204 WATER FRONT (FT )..... 1 5,910  
205 NAT SWIM AREA (SQ FT )  
206 BANK/SHORE FISHING (FT )..... 1 5,910  
207 PIER FISHING (FT )  
208 BOAT LAUNCH RAMPS  
209 BOAT LAUNCH PARKING (CAP)  
210 MARINA SLIPS  
211 LIVERY BOATS  
212 LIVERY CANOES

MISCELLANEOUS

240 NATURE STUDY AREAS  
241 NATURE STUDY BUILDINGS  
242 PICNIC TABLES..... 1 11  
243 ZOOS  
244 PLAYGROUNDS..... 1 1  
245 AMPHITHEATERS  
246 OPEN TO HUNTING (ACRES)  
247 OPEN TO ORV USE (ACRES)  
248 OPEN TO SNOWMOBILES(ACRES)

MICHIGAN DEPARTMENT OF NATURAL RESOURCES  
PUBLIC RECREATION FACILITY INVENTORY REPORT SUMMARY

PAGE: 2  
DATE: 05/01/85

SUB REGION: 01B  
COUNTY: 63 OAKLAND  
ADMIN: 59 FARMINGTON HILLS

OVERALL SITE CONDITION: GOOD... 4  
FAIR... 2  
POOR... 0  
UNKN... 0

NUMBER OF SITES: 6  
TOTAL ACRES: 103.0 SITES WITH PARKING: 5 SITES WITH RESTROOMS: 4 SITES OPEN TO NONRESIDENT: 6  
RESERVE ACRES: 0.0 SITES WITH CONC. STANDS: 1 SITES WITH RESIDENT FEE: 2  
SITES WITH NONRESIDENT FEE: 2  
SITES WHERE FEES DIFFER: 1

INDOOR FACILITIES			INDOOR FACILITIES		
	# OF SITES	FAC. (SITES)		# OF SITES	FAC. (SITES)
001 GEN RECREATION CENTERS	1	1	006 SWIMMING POOLS		
002 SENIOR CITIZEN CENTERS			007 SWIMMER CAPACITY		
003 HANDICAPPER CENTERS			008 GYMNASIUMS	1	
004 CULTURAL CENTERS			009 BASKETBALL BACKBOARDS	1	2
005 ICE RINKS			010 WALL COURTS		
			011 TENNIS COURTS		

OUTDOOR FACILITIES

COMPETITIVE SPORTS

040 SOCCER FIELDS		
041 REGULATION BALL DIAMONDS	2	4
042 PICKUP BALL DIAMONDS	3	5
043 COMB FOOTBALL FIELDS		
044 SEPARATE FOOTBALL FIELDS		
045 BASKETBALL BACKBOARDS	2	3
046 GOLF (HOLES)	1	9
047 RUNNING TRACKS		
048 TENNIS COURTS	3	6

WINTER-RELATED ACTIVITIES

080 TOBOGGAN RUNS		
081 SLEDDING HILLS		
082 SKI TOWS		
083 ARTIFICIAL ICE RINKS		
084 NATURAL ICE RINKS	2	

TRAILS

120 MILES OF SNOWMOBILE TRAILS		
121 X-COUNTRY TRAILS (MILES)	1	3.0
122 NATURE TRAILS (MILES)	1	0.5
123 HORSEBACK TRAILS (MILES)		
124 ORV TRAILS (MILES)		
125 HANDICAP TRAILS (MILES)		
126 HIKING TRAILS (MILES)		
127 FITNESS TRAILS (MILES)		
128 BICYCLE TRAILS (MILES)		

OUTDOOR FACILITIES

CAMPING

160 CAMPSITES - MODERN		
161 CAMPSITES - PRIMITIVE		
162 GROUP CAMPSITES - MODERN		
163 GROUP CAMPSITES-PRIMITIVE		

WATER-RELATED ACTIVITIES

200 SWIMMING POOLS		
201 SWIMMER CAPACITY		
202 SPRAY POOLS		
203 GREAT LAKE FRONTAGE (FT.)		
204 WATER FRONT (FT )		
205 NAT SWIM AREA (SQ FT )		
206 BANK/SHORE FISHING (FT )		
207 PIER FISHING (FT )		
208 BOAT LAUNCH RAMPS		
209 BOAT LAUNCH PARKING (CAP)		
210 MARINA SLIPS		
211 LIVERY BOATS		
212 LIVERY CANOES		

MISCELLANEOUS

240 NATURE STUDY AREAS	1	1
241 NATURE STUDY BUILDINGS		
242 PICNIC TABLES	3	30
243 ZOOS		
244 PLAYGROUNDS	3	4
245 AMPHITHEATERS		
246 OPEN TO HUNTING (ACRES)		
247 OPEN TO ORV USE (ACRES)		
248 OPEN TO SNOWMOBILES(ACRES)		



MICHIGAN DEPARTMENT OF NATURAL RESOURCES  
PUBLIC RECREATION FACILITY INVENTORY REPORT SUMMARY

SUB REGION: 01B  
COUNTY: 63 OAKLAND  
ADMIN: 62 HAZEL PARK

OVERALL SITE CONDITION: GOOD 1  
FAIR 7  
POOR 1  
UNKN 0

NUMBER OF SITES: 9  
TOTAL ACRES: 47.8 SITES WITH PARKING: 2 SITES WITH RESTROOMS: 3 SITES OPEN TO NONRESIDENT: 8  
RESERVE ACRES: 0.0 SITES WITH CONC. STANDS: 1 SITES WITH RESIDENT FEE: 0  
SITES WITH NONRESIDENT FEE: 0  
SITES WHERE FEES DIFFER: 0

INDOOR FACILITIES	# OF SITES	FAC. (SITES)	INDOOR FACILITIES	# OF SITES	FAC. (SITES)
001 GEN RECREATION CENTERS	1	1	006 SWIMMING POOLS		
002 SENIOR CITIZEN CENTERS			007 SWIMMER CAPACITY		
003 HANDICAPPER CENTERS			008 GYMNASIUMS		
004 CULTURAL CENTERS			009 BASKETBALL BACKBOARDS		
005 ICE RINKS			010 WALL COURTS		
			011 TENNIS COURTS		

OUTDOOR FACILITIES

COMPETITIVE SPORTS		
040 SOCCER FIELDS		
041 REGULATION BALL DIAMONDS	3	5
042 PICKUP BALL DIAMONDS	1	1
043 COMB FOOTBALL FIELDS	1	2
044 SEPARATE FOOTBALL FIELDS		
045 BASKETBALL BACKBOARDS	1	8
046 GOLF (HOLES)		
047 RUNNING TRACKS		
048 TENNIS COURTS	1	4

WINTER-RELATED ACTIVITIES

080 TOBOGGAN RUNS		
081 SLEDDING HILLS	1	1
082 SKI TOWS		
083 ARTIFICIAL ICE RINKS	1	
084 NATURAL ICE RINKS	3	

TRAILS

120 MILES OF SNOWMOBILE TRAILS		
121 X-COUNTRY TRAILS (MILES)		
122 NATURE TRAILS (MILES)		
123 HORSEBACK TRAILS (MILES)		
124 ORV TRAILS (MILES)		
125 HANDICAP TRAILS (MILES)		
126 HIKING TRAILS (MILES)		
127 FITNESS TRAILS (MILES)	1	0.3
128 BICYCLE TRAILS (MILES)		

OUTDOOR FACILITIES

CAMPING	
160 CAMPSITES - MODERN	
161 CAMPSITES - PRIMITIVE	
162 GROUP CAMPSITES - MODERN	
163 GROUP CAMPSITES-PRIMITIVE	

WATER-RELATED ACTIVITIES

200 SWIMMING POOLS	
201 SWIMMER CAPACITY	
202 SPRAY POOLS	
203 GREAT LAKE FRONTAGE (FT.)	
204 WATER FRONT (FT)	
205 NAT SWIM AREA (SQ FT)	
206 BANK/SHORE FISHING (FT)	
207 PIER FISHING (FT)	
208 BOAT LAUNCH RAMPS	
209 BOAT LAUNCH PARKING (CAP)	
210 MARINA SLIPS	
211 LIVERY BOATS	
212 LIVERY CANOES	

MISCELLANEOUS

240 NATURE STUDY AREAS		
241 NATURE STUDY BUILDINGS		
242 PICNIC TABLES	9	150
243 ZOOS		
244 PLAYGROUNDS	8	8
245 AMPHITHEATERS		
246 OPEN TO HUNTING (ACRES)		
247 OPEN TO ORV USE (ACRES)		
248 OPEN TO SNOWMOBILES(ACRES)		

MICHIGAN DEPARTMENT OF NATURAL RESOURCES  
PUBLIC RECREATION FACILITY INVENTORY SITE LISTING

REGION CODE	COUNTY CODE	ADMIN. CODE	SITE NAME	SITE SIZE (ACRES)	FAC. CODE	FAC. SIZE (NO. ACRES, MILES)
01B	63	00	ADDISON OAKS	700.0	042	2
					080	1
					081	1
					084	43560
					120	13.0
					122	4.0
					126	13.0
					161	110
					200	1
					201	50
					204	*****
					205	43000
					206	1500
					208	1
					209	50
					211	30
					242	300
					244	1
					248	500.0
					01B	63
01B	63	00	GROVELAND OAKS	200.0	121	3.0
					042	1
					045	1
					160	150
					161	300
					211	19
					242	100
					244	3
01B	63	00	INDEPENDENCE OAKS	800.0	042	1
					084	12000
					121	3.0
					125	5
					126	3.0
					163	2
					204	*****
					208	1
					211	24
					212	10
					240	1
					242	274
					244	2
01B	63	00	RED OAKS GL CRSE DRV RGE	120.0	046	9
01B	63	00	SPRINGFIELD OAKS ACT CTR	107.0	001	2
					008	8400
					010	1
					040	18
					084	3200
					242	3
					248	2.0
					001	1
01B	63	00	WATERFORD OAKS	144	001	1

MICHIGAN DEPARTMENT OF NATURAL RESOURCES  
PUBLIC RECREATION FACILITY INVENTORY SITE LISTING

REGION CODE	COUNTY CODE	ADMIN. CODE	SITE NAME	SITE SIZE (ACRES)	FAC. CODE	FAC. SIZE (NO., ACRES, MILES)
01B	63	16	SEYMOUR LAKE RD	111.6	041	4
					048	4
01B	63	17	PONTIAC TOWNSHIP PARK	3.9	042	1
					048	2
					122	2.0
					127	.2
					160	1
					162	1
					242	18
01B	63	17	PARK * FIRE STATION #1	.2	244	1
01B	63	17	PARK * FIRE STATION #3	1.0	242	2
					244	1
01B	63	19	DETROYAL	4.8	000	
01B	63	19	ROYAL OAK	1.0	000	
01B	63	21	DILLEY PARK	29.0	041	3
					081	1
					204	5000
					206	1000
					242	15
					246	2.0
01B	63	21	MILL POND PARK	5.0	248	2.0
					001	1
					042	1
					084	10000
					204	2000
					205	3000
					206	2000
					208	1
					209	10
					242	20
					244	1
01B	63	21	GREEN LAKE PARK	1.5	248	5.0
					204	600
					242	1
01B	63	22	HERRINGTON PARK	32.0	041	2
					122	.5
					242	10
					244	1
01B	63	22	JAYCEE PARK	8.4	041	1
					242	5
					244	1
01B	63	22	OPTIMIST PARK	10.0	041	3
					045	2
					242	4
					244	1
01B	63	22	SHELL PARK	13.0	041	3
					242	2
					244	1
01B	63	22	HIGHLAND PARK	4.0	040	2
					042	2

MICHIGAN DEPARTMENT OF NATURAL RESOURCES  
PUBLIC RECREATION FACILITY INVENTORY SITE LISTING

REGION CODE	COUNTY CODE	ADMIN. CODE	SITE NAME	SITE SIZE (ACRES)	FAC. CODE	FAC. SIZE (NO., ACRES, MILES)
					128✓	5.0
					163✓	1
					204✓	116160
					205✓	252971
					206✓	58080
					207✓	150
					208✓	2
					209✓	250
					210✓	141
					211✓	95
					240✓	1
					241✓	2700
					242✓	1083
					244✓	11
01B	63	31	MARSHBANK METROPARK		126✓	1
					242✓	1
01B	63	32	BALD MOUNTAIN REC AREA	3118.0	✓126	10.0
					✓161	25
					✓163	1
					✓204	72000
					✓205	97500
					✓206	71025
					✓208	1
					✓209	26
					✓242	100
					✓246	3117.9
					✓248	2973.0
01B	63	32	DODGE #4 STATE PARK	136.0	✓204	9300
					✓205	75000
					✓206	8550
					✓208	1
					✓209	80
					✓242	175
					✓248	130.0
01B	✓63	32	HIGHLAND RECREATION AREA	5504.0	✓121	10.0
					✓122	1.0
					✓123	15.0
					✓126	1.0
					✓161	55
					✓163	10
					✓204	132000
					✓205	26000
					✓206	131740
					✓208	5
					✓209	85
					✓242	127
					✓246	3781.9
					✓248	3703.0
01B	✓63	32	HOLLY REC AREA	7470.0	123	8.0
					126	18.0

MICHIGAN DEPARTMENT OF NATURAL RESOURCES  
PUBLIC RECREATION FACILITY INVENTORY SITE LISTING

REGION CODE	COUNTY CODE	ADMIN. CODE	SITE NAME	SITE SIZE (ACRES)	FAC. CODE	FAC. SIZE (NO., ACRES, MILES)
					206	202
					208	2
					209	32
					204	*****
01B	63	36	OAKLAND LAKE	6.5	208	1
					209	26
01B	63	36	PONTIAC LAKE NORTH	3.4	204	900
					206	900
01B	63	36	WHITE LAKE	1.5	204	200
					206	200
					208	1
					209	14
01B	63	✓ 36	LAKE ORION	3.2	204	650
					206	650
					208	1
					209	26
01B	63	✓ 36	BIG LAKE	.5	204	175
					206	175
					208	1
					209	15
01B	63	✓ 36	LONG LAKE	1.0	204	86
					206	86
					208	1
					209	20
01B	63	✓ 36	CRESCENT LAKE	3.6	204	300
					206	300
					208	1
					209	8
01B	63	✓ 36	LOON LAKE	4.2	204	100
					206	100
					208	1
					209	15
01B	63	✓ 36	SQUAW LAKE	9.5	204	300
					206	300
					208	2
					209	.15
					204	*****
01B	63	36	LAKEVILLE LAKE	3.5	208	2
					209	30
01B	63	36	MACEDAY LAKE	.7	204	184
					206	184
					208	2
					209	30
01B	63	36	CEDAR ISLAND LAKE	3.6	204	200
					206	200
01B	63	36	TIPSICO LAKE	3.3	204	200
					206	200
					208	1
					209	15
01B	63	52	ANGELL PARK	3.6	041	1

MICHIGAN DEPARTMENT OF NATURAL RESOURCES  
PUBLIC RECREATION FACILITY INVENTORY SITE LISTING

REGION CODE	COUNTY CODE	ADMIN. CODE	SITE NAME	SITE SIZE (ACRES)	FAC. CODE	FAC. SIZE (NO., ACRES, MILES)
01B	63	53	RIVERSIDE PARK	8.0	126	1.0
01B	63	53	ROUGE PARK	10.8	126	.7
01B	63	53	FAIRWAY	3.3	000	
01B	63	53	BALDWIN PARK	5.7	126	.5
01B	63	53	MILLRACE PARK	3.0	000	
01B	63	53	QUARTON LAKE PARK	21.6	084	60000
					204	3500
					206	2500
					207	20
01B	63	53	SUNSET PARK	2.0	000	
01B	63	53	LINDEN PARK	8.3	126	.5
01B	63	53	CLIZBE-ALLEN PARK	.7	000	
01B	63	53	ALLEN HISTORICAL PARK	1.7	004	1
01B	63	55	NARRIN PARK	4.0	121	1.0
					126	1.0
					204	5910
					206	5910
01B	63	55	CROSSMAN PARK	.3	045	1
					242	11
					244	1
01B	63	55	T-BALL FIELD	1.0	041	1
01B	63	55	LITTLE LEAGUE FIELD	2.5	041	2
					084	*****
01B	63	57	CLARE MILLER PARK	50.0	041	3
01B	63	59	WALDRON PARK	5.0	042	1
					045	2
					048	2
					084	1000
					242	5
					244	1
01B	63	59	HARMON-OAKLANDS PARK	5.0	122	.5
					240	1
01B	63	59	SAN MARINO GOLF COURSE	72.0	046	9
					121	3.0
01B	63	59	SHIAWASSEE REC CENTER	5.0	001	1
					008	1000
					009	2
01B	63	59	DRAKE PARK	5.0	041	2
					042	1
					045	1
					048	2
					242	10
					244	1
01B	63	59	CITY PARK	11.0	041	2
					042	3
					048	2
					084	2000
					242	15
					244	2
01B	63	61	HARDING PARK	18.2	040	1

MICHIGAN DEPARTMENT OF NATURAL RESOURCES  
PUBLIC RECREATION FACILITY INVENTORY SITE LISTING

REGION CODE	COUNTY CODE	ADMIN. CODE	SITE NAME	SITE SIZE (ACRES)	FAC. CODE	FAC. SIZE (NO., ACRES, MILES)
					242	50
					244	1
01B	63	62	GREEN ACRES	17.9	001	1
					041	2
					042	1
					043	2
					081	1
					242	50
					244	1
01B	63	62	FELKER FIELD	2.5	041	1
					083	*****
					242	7
					244	1
01B	63	62	KENNEDY	2.1	045	8
					084	*****
					242	8
					244	1
01B	63	62	MADGE	.7	242	7
					244	1
01B	63	62	TUCKER	1.0	242	7
					244	1
01B	63	62	KARAN	2.4	084	*****
					242	7
					244	1
01B	63	62	FULLER	.6	084	*****
					242	7
					244	1
01B	63	62	MAXLOW	.6	242	7
01B	63	63	LAKESIDE PARK	5.0	000	
01B	63	63	MORRIS FINE	3.0	240	1
					242	4
01B	63	63	CRAPPO	2.0	244	1
					244	1
01B	63	63	CYCLONE	10.0	041	1
01B	63	64	CENTRAL REC AREA	4.5	001	1
					004	1
					042	1
					043	1
					045	1
					048	4
					084	2500
					200	1
					201	150
01B	63	64	11 MILE/HUNTINGTON PARK	.8	045	1
					048	3
					081	1
					242	2
					244	1
01B	63	64	11 MILE/MEADOWCREST PARK	.6	045	2
					242	2
					244	1

MICHIGAN DEPARTMENT OF NATURAL RESOURCES  
PUBLIC RECREATION FACILITY INVENTORY SITE LISTING

PAGE: 13

REGION CODE	COUNTY CODE	ADMIN. CODE	SITE NAME	SITE SIZE (ACRES)	FAC. CODE	FAC. SIZE (NO., ACRES, MILES)
					242	2
					244	1
01B	63	68	SUNSET	2.9	041	1
					048	2
					084	14400
					242	2
					244	2
01B	63	68	ROOSEVELT PARK	6.6	041	2
01B	63	68	WILDWOOD PARK	1.8	045	2
					242	2
					244	2
01B	63	68	ROSIE'S PARK	21.8	041	2
					048	2
					081	1
					084	14400
					242	8
					244	1
01B	63	68	EXCHANGE PARK	.6	242	2
					244	1
01B	63	68	GREENLEAF PARK	4.5	041	2
					242	2
					244	1
01B	63	68	SILVERLEAF PARK	10.0	041	1
01B	63	68	AMBASSADOR PARK	7.2	040	1
					242	2
					244	2
01B	63	68	GRAVEL PARK	1.0	242	2
					244	1
01B	63	69	CENTRAL PARK	15.0	041	1
					048	1
					242	8
01B	63	69	SOUTHSIDE PARK	7.0	000	
01B	63	69	HUBBELL POND PARK	250.0	041	5
01B	63	71	ELLA MAE POWERS PARK	77.0	122	5
01B	63	71	LAKESHORE PARK	25.8	001	1
					040	1
					042	1
					043	1
					048	3
					081	1
					084	12000
					204	300
					205	1000
					242	20
					244	1
01B	63	71	BROOKFARM PARK	7.8	042	1
					043	1
					127	.5
					242	5
01B	63	71	SPIRIT OF 76	3.6	242	4



MICHIGAN DEPARTMENT OF NATURAL RESOURCES  
PUBLIC RECREATION FACILITY INVENTORY SITE LISTING

PAGE: ..

REGION CODE	COUNTY CODE	ADMIN CODE	SITE NAME	SITE SIZE (ACRES)	FAC. CODE	FAC. SIZE (NO., ACRES, MILES)
					206	200
					244	1
01B	63	74	ATWATER BALL PARK	4.0	041	2
01B	63	75	SCRIPTER PARK	19.0	041	1
					042	1
					084	*****
					204	300
					205	30000
					242	6
					244	1
01B	63	76	GAINSBORO PARK		001	1
					041	1
					042	1
					043	1
					045	1
					048	2
					242	4
					244	2
01B	63	76	4 RIDGE		001	1
					040	1
					042	1
					043	1
					045	1
					048	2
					083	*****
					242	3
					244	2
01B	63	76	OXFORD		000	
01B	63	76	STEVENSON		000	
01B	63	76	MEMORIAL		240	1
01B	63	77	HAWTHORNE PARK	110.0	042	1
					204	1950
					206	1950
					207	140
					208	1
					209	12
					242	15
					244	1
01B	63	77	JAYCEE PARK	30.0	041	3
					042	1
					044	1
					045	1
					242	6
					244	1
01B	63	77	BEAUDETTE PARK	42.0	041	2
					045	4
					048	2
					204	3920
					206	3920
					207	140

MICHIGAN DEPARTMENT OF NATURAL RESOURCES  
PUBLIC RECREATION FACILITY INVENTORY SITE LISTING

PAGE: ..

REGION CODE	COUNTY CODE	ADMIN. CODE	SITE NAME	SITE SIZE (ACRES)	FAC. CODE	FAC. SIZE (NO., ACRES, MILES)
					204	2500
					242	2
01B	63	77	MONTCALM PLAYFIELD	2.0	042	1
01B	63	77	HARRIS LAKE PARK	4.0	204	1000
					206	1000
01B	63	77	TERRY LAKE PARK	4.0	204	3500
					206	3500
01B	63	77	NEIGHBORHOOD PARK	3.0	244	1
01B	63	77	OSMUN PLAYLOT	.3	244	1
01B	63	77	ROTARY PARK	2.0	001	1
					006	1
					007	125
					042	1
					045	1
					244	1
01B	63	77	SHIRLEY & WHITEMORE PK	.8	045	2
					244	1
01B	63	77	JESSIE & ELM PLAYLOT	.6	045	2
					244	1
01B	63	77	CRYSTAL LAKE PARK	14.2	042	1
					045	11
					048	1
					204	970
					206	970
					242	2
					244	1
01B	63	77	MOTOR & MONTANA PLAYLOT	.5	244	1
01B	63	77	WASHINGTON PARK SUB	.5	045	1
					244	1
01B	63	77	CHARLES HARRISON PARK	1.0	045	2
					048	1
					244	1
01B	63	77	STOUT STREET	.5	045	1
					244	1
01B	63	77	BALDWIN PARK	2.0	042	1
					045	2
					048	1
					244	1
01B	63	77	ARTHUR HEATON TEEN LOT	.5	045	4
01B	63	77	MADGE BURT TOT LOT	.5	242	2
					244	1
01B	63	77	ART DUNLOP PARK	1.5	045	2
					048	1
					244	1
01B	63	77	OLIVER PLAYLOT	1.0	000	
01B	63	77	LINEAR PARK	2.7	002	1
01B	63	79	ROCHESTER MUNICIPAL PARK	34.0	048	4
					084	44000
					128	1.0
					204	8400

MICHIGAN DEPARTMENT OF NATURAL RESOURCES  
PUBLIC RECREATION FACILITY INVENTORY SITE LISTING

REGION CODE	COUNTY CODE	ADMIN. CODE	SITE NAME	SITE SIZE (ACRES)	FAC. CODE	FAC. SIZE (NO., ACRES, MILES)
01B	63	80	FERNWOOD	.8	244	2
					045	2
					242	1
01B	63	80	FRANKLIN	4.3	244	1
					048	2
					084	10000
01B	63	80	FULTON	.4	244	1
					244	1
					242	1
01B	63	80	HILLSDALE	1.1	244	1
					242	1
					244	1
01B	63	80	HUDSON	1.5	042	1
					242	2
					244	1
01B	63	80	KENWOOD	8.9	041	2
					045	2
					048	2
					084	10000
					244	2
01B	63	80	LAWSON	4.3	041	1
					045	2
					242	2
01B	63	80	LOCKMAN	9.3	244	1
					045	2
					048	2
					242	2
					244	1
01B	63	80	MADDOCK	2.4	127	*****
					242	2
					244	1
01B	63	80	MARK TWAIN	7.0	042	1
					045	2
					244	1
01B	63	80	MARKS	1.3	042	1
					242	2
					244	1
01B	63	80	MAUDLIN	1.8	244	1
					048	2
01B	63	80	MEININGER	8.5	084	8000
					127	.6
					242	2
					244	2
01B	63	80	MEMORIAL	24.2	041	3
					043	1
					048	2
					242	4
					244	1
01B	63	80	MILLER	1.5	242	4
					244	1
					046	9
01B	63	80	NORMANDY OAK GOLF COURSE	50.7	046	9
01B	63	80	PIONEER	2.3	242	2

MICHIGAN DEPARTMENT OF NATURAL RESOURCES  
PUBLIC RECREATION FACILITY INVENTORY SITE LISTING

REGION CODE	COUNTY CODE	ADMIN. CODE	SITE NAME	SITE SIZE (ACRES)	FAC. CODE	FAC. SIZE (NO., ACRES, MILES)
					084	10000
					242	2
					244	1
01B	63	80	WOODWARD @ HARRISON	.5	000	
01B	63	80	WOODWARD @ HUNTINGTON	.1	000	
01B	63	80	WORDEN	30.8	005	17000
					040	1
					041	5
					043	2
					083	17000
01B	63	80	SENIOR CITIZENS CENTER		002	1
01B	63	81	CIVIC CENTER	159.0	001	1
					005	17000
					041	4
					046	9
					048	9
					080	1
					081	1
					122	1.5
					200	1
					201	*****
					202	1
					242	50
					244	1
01B	63	81	BEECH WOODS	85.0	005	44000
					041	2
					046	9
					048	4
					121	2.0
					200	1
					201	*****
					202	1
					242	20
					244	1
01B	63	81	BEDFORD WOODS	14.7	041	2
					048	4
01B	63	81	LAHSER WOODS	7.3	045	4
					048	2
					242	6
01B	63	81	ROBBIE GAGE MEMORIAL	17.0	000	
01B	63	81	PEBBLE CREEK	16.3	000	
01B	63	81	INGLENOOK	28.4	000	
01B	63	81	LITTLE LEAGUE PARK	22.0	041	3
01B	63	81	OPTIMIST	4.9	041	2
					242	3
01B	63	81	CRANBROOK PARK	8.2	041	2
					045	4
					048	2
					242	6
01B	63	81	BURGH HISTORICAL SITE	1.5	004	1

MICHIGAN DEPARTMENT OF NATURAL RESOURCES  
PUBLIC RECREATION FACILITY INVENTORY SITE LISTING

REGION CODE	COUNTY CODE	ADMIN. CODE	SITE NAME	SITE SIZE (ACRES)	FAC. CODE	FAC. SIZE (NO., ACRES, MILES)
					240	1
					242	3
					244	2
01B	63	87	SCHROEDER SCHOOL PARK	12.0	040	1
					041	1
					242	3
					244	2
01B	63	87	BEACH RD SITE	10.0	041	1
					084	7200
01B	63	87	BEAVER TRAIL PARK	12.0	122	1.0
					240	1
					242	2
					244	1
01B	63	87	NORTH GLEN PARK	10.0	000	
01B	63	87	SEC 1 SITE	174.0	000	
01B	63	87	SEC 25 SITE	5.0	000	
01B	63	87	BRINSTON	9.0	040	1
					041	2
					045	2
					048	2
					084	14500
					242	4
					244	1
01B	63	87	JAYCEE PARK		040	2
					041	2
					084	2000
					242	38
01B	63	87	BOULAN PARK		040	2
					041	4
					043	2
					045	2
					048	8
					084	8000
					122	.6
					200	1
					201	600
					240	1
					242	80
01B	63	88	SIMS PARK		041	1
					048	2
					084	*****
					240	1
					244	2
					245	*****
01B	63	88	RILEY FIELD		041	1
					244	1
01B	63	88	MERCER BEACH		204	51
					205	5100
					242	1
01B	63	89	NORTH WIXOM PARK	46.0	041	2

MICHIGAN DEPARTMENT OF NATURAL RESOURCES  
PUBLIC RECREATION FACILITY INVENTORY REPORT SUMMARY

PAGE: 25  
DATE: 05/01/85

SUB REGION: 01B  
COUNTY: 63 OAKLAND  
ADMIN: 64 HUNTINGTON WOODS

OVERALL SITE CONDITION: GOOD... 4  
FAIR... 4  
POOR... 3  
UNKN... 4

NUMBER OF SITES: 15  
TOTAL ACRES: 11.5 SITES WITH PARKING: 4 SITES WITH RESTROOMS: 3 SITES OPEN TO NONRESIDENT: 2  
RESERVE ACRES: 0.4 SITES WITH CONC STANDS: 0 SITES WITH RESIDENT FEE: 1  
SITES WITH NONRESIDENT FEE: 1  
SITES WHERE FEES DIFFER: 1

INDOOR FACILITIES			# OF SITES	FAC. (SITES)	INDOOR FACILITIES			# OF SITES	FAC. (SITES)
001	GEN RECREATION CENTERS	1	1	006	SWIMMING POOLS				
002	SENIOR CITIZEN CENTERS			007	SWIMMER CAPACITY				
003	HANDICAPPER CENTERS			008	GYMNASIUMS				
004	CULTURAL CENTERS	1	1	009	BASKETBALL BACKBOARDS				
005	ICE RINKS			010	WALL COURTS				
				011	TENNIS COURTS				

OUTDOOR FACILITIES

COMPETITIVE SPORTS

040	SOCCER FIELDS		
041	REGULATION BALL DIAMONDS	1	1
042	PICKUP BALL DIAMONDS	1	1
043	COMB FOOTBALL FIELDS	1	1
044	SEPARATE FOOTBALL FIELDS		
045	BASKETBALL BACKBOARDS	4	5
046	GOLF (HOLES)		
047	RUNNING TRACKS		
048	TENNIS COURTS	2	7

WINTER-RELATED ACTIVITIES

080	TOBOGGAN RUNS		
081	SLEDDING HILLS	1	1
082	SKI TOWS		
083	ARTIFICIAL ICE RINKS		
084	NATURAL ICE RINKS	1	

TRAILS

120	MILES OF SNOWMOBILE TRAILS		
121	X-COUNTRY TRAILS (MILES)		
122	NATURE TRAILS (MILES)		
123	HORSEBACK TRAILS (MILES)		
124	ORV TRAILS (MILES)		
125	HANDICAP TRAILS (MILES)		
126	HIKING TRAILS (MILES)		
127	FITNESS TRAILS (MILES)		
128	BICYCLE TRAILS (MILES)		

OUTDOOR FACILITIES

CAMPING

160	CAMPSITES - MODERN		
161	CAMPSITES - PRIMITIVE		
162	GROUP CAMPSITES - MODERN		
163	GROUP CAMPSITES-PRIMITIVE		

WATER-RELATED ACTIVITIES

200	SWIMMING POOLS	1	1
201	SWIMMER CAPACITY	1	350
202	SPRAY POOLS		
203	GREAT LAKE FRONTAGE (FT.)		
204	WATER FRONT (FT)		
205	NAT SWIM AREA (SQ FT)		
206	BANK/ShORE FISHING (FT)		
207	PIER FISHING (FT)		
208	BOAT LAUNCH RAMPS		
209	BOAT LAUNCH PARKING (CAP)		
210	MARINA SLIPS		
211	LIVERY BOATS		
212	LIVERY CANOES		

MISCELLANEOUS

240	NATURE STUDY AREAS		
241	NATURE STUDY BUILDINGS		
242	PICNIC TABLES	6	9
243	ZOOS		
244	PLAYGROUNDS	5	5
245	AMPHITHEATERS		
246	OPEN TO HUNTING (ACRES)		
247	OPEN TO ORV USE (ACRES)		
248	OPEN TO SNOWMOBILES(ACRES)		

MICHIGAN DEPARTMENT OF NATURAL RESOURCES  
PUBLIC RECREATION FACILITY INVENTORY REPORT SUMMARY

PAGE: 41  
DATE: 05/01/85

SUB REGION: 01B  
COUNTY: 63 OAKLAND  
ADMIN: 66 KEEGO HARBOR

OVERALL SITE CONDITION: GOOD... 1  
FAIR... 1  
POOR... 2  
UNKN... 0

NUMBER OF SITES: 4  
TOTAL ACRES: 4.7  
RESERVE ACRES: 0.6

SITES WITH PARKING: 2  
SITES WITH CONC. STANDS: 0

SITES WITH RESTROOMS: 1

SITES OPEN TO NONRESIDENT: 1  
SITES WITH RESIDENT FEE: 0  
SITES WITH NONRESIDENT FEE: 0  
SITES WHERE FEES DIFFER: 0

INDOOR FACILITIES		# OF SITES	FAC. (SITES)	INDOOR FACILITIES		# OF SITES	FAC. (SITES)
001	GEN RECREATION CENTERS			006	SWIMMING POOLS		
002	SENIOR CITIZEN CENTERS			007	SWIMMER CAPACITY		
003	HANDICAPPER CENTERS			008	GYMNASIUMS		
004	CULTURAL CENTERS			009	BASKETBALL BACKBOARDS		
005	ICE RINKS			010	WALL COURTS		
				011	TENNIS COURTS		

OUTDOOR FACILITIES

OUTDOOR FACILITIES

COMPETITIVE SPORTS

040 SOCCER FIELDS  
041 REGULATION BALL DIAMONDS  
042 PICKUP BALL DIAMONDS  
043 COMB FOOTBALL FIELDS  
044 SEPARATE FOOTBALL FIELDS  
045 BASKETBALL BACKBOARDS  
046 GOLF (HOLES)  
047 RUNNING TRACKS  
048 TENNIS COURTS

WINTER-RELATED ACTIVITIES

080 TOBOGGAN RUNS  
081 SLEDDING HILLS  
082 SKI TOWS  
083 ARTIFICIAL ICE RINKS  
084 NATURAL ICE RINKS

TRAILS

120 MILES OF SNOWMOBILE TRAILS  
121 X-COUNTRY TRAILS (MILES)  
122 NATURE TRAILS (MILES)  
123 HORSEBACK TRAILS (MILES)  
124 ORV TRAILS (MILES)  
125 HANDICAP TRAILS (MILES)  
126 HIKING TRAILS (MILES)  
127 FITNESS TRAILS (MILES)  
128 BICYCLE TRAILS (MILES)

CAMPING

160 CAMPSITES - MODERN  
161 CAMPSITES - PRIMITIVE  
162 GROUP CAMPSITES - MODERN  
163 GROUP CAMPSITES-PRIMITIVE

WATER-RELATED ACTIVITIES

200 SWIMMING POOLS  
201 SWIMMER CAPACITY  
202 SPRAY POOLS  
203 GREAT LAKE FRONTAGE (FT.)  
204 WATER FRONT (FT)..... 2 250  
205 NAT SWIM AREA (SQ FT )  
206 BANK/SHORE FISHING (FT)..... 1 200  
207 PIER FISHING (FT )  
208 BOAT LAUNCH RAMPS  
209 BOAT LAUNCH PARKING (CAP)  
210 MARINA SLIPS  
211 LIVERY BOATS  
212 LIVERY CANOES

MISCELLANEOUS

240 NATURE STUDY AREAS  
241 NATURE STUDY BUILDINGS  
242 PICNIC TABLES..... 1 4  
243 ZOOS  
244 PLAYGROUNDS  
245 AMPHITHEATERS  
246 OPEN TO HUNTING (ACRES)  
247 OPEN TO ORV USE (ACRES)  
248 OPEN TO SNOWMOBILES(ACRES)

MICHIGAN DEPARTMENT OF NATURAL RESOURCES  
PUBLIC RECREATION FACILITY INVENTORY REPORT SUMMARY

PAGE: 29  
DATE: 05/01/85

SUB REGION: 01B  
COUNTY: 63 OAKLAND  
ADMIN: 69 MILFORD

GOOD... 0  
OVERALL SITE CONDITION: FAIR... 3  
POOR... 0  
UNKN... 0

NUMBER OF SITES: 3  
TOTAL ACRES: 272.0  
RESERVE ACRES: 0.0  
SITES WITH PARKING: 2  
SITES WITH CONC. STANDS: 0  
SITES WITH RESTROOMS: 0  
SITES OPEN TO NONRESIDENT: 3  
SITES WITH RESIDENT FEE: 0  
SITES WITH NONRESIDENT FEE: 0  
SITES WHERE FEES DIFFER: 0

INDOOR FACILITIES		# OF SITES	FAC. (SITES)	INDOOR FACILITIES		# OF SITES	FAC. (SITES)
001	GEN RECREATION CENTERS			006	SWIMMING POOLS		
002	SENIOR CITIZEN CENTERS			007	SWIMMER CAPACITY		
003	HANDICAPPER CENTERS			008	GYMNASIUMS		
004	CULTURAL CENTERS			009	BASKETBALL BACKBOARDS		
005	ICE RINKS			010	WALL COURTS		
				011	TENNIS COURTS		

OUTDOOR FACILITIES

COMPETITIVE SPORTS

040 SOCCER FIELDS  
041 REGULATION BALL DIAMONDS..... 2 6  
042 PICKUP BALL DIAMONDS  
043 COMB FOOTBALL FIELDS  
044 SEPARATE FOOTBALL FIELDS  
045 BASKETBALL BACKBOARDS  
046 GOLF (HOLES)  
047 RUNNING TRACKS  
048 TENNIS COURTS..... 1 1

WINTER-RELATED ACTIVITIES

080 TOBOGGAN RUNS  
081 SLEDDING HILLS  
082 SKI TOWS  
083 ARTIFICIAL ICE RINKS  
084 NATURAL ICE RINKS

TRAILS

120 MILES OF SNOWMOBILE TRAILS  
121 X-COUNTRY TRAILS (MILES)  
122 NATURE TRAILS (MILES)  
123 HORSEBACK TRAILS (MILES)  
124 ORV TRAILS (MILES)  
125 HANDICAP TRAILS (MILES)  
126 HIKING TRAILS (MILES)  
127 FITNESS TRAILS (MILES)  
128 BICYCLE TRAILS (MILES)

OUTDOOR FACILITIES

CAMPING

160 CAMPSITES - MODERN  
161 CAMPSITES - PRIMITIVE  
162 GROUP CAMPSITES - MODERN  
163 GROUP CAMPSITES-PRIMITIVE

WATER-RELATED ACTIVITIES

200 SWIMMING POOLS  
201 SWIMMER CAPACITY  
202 SPRAY POOLS  
203 GREAT LAKE FRONTAGE (FT.)  
204 WATER FRONT (FT )  
205 NAT SWIM AREA (50 FT )  
206 BANK/ShORE FISHING (FT )  
207 PIER FISHING (FT )  
208 BOAT LAUNCH RAMPS  
209 BOAT LAUNCH PARKING (CAP)  
210 MARINA SLIPS  
211 LIVERY BOATS  
212 LIVERY CANOES

MISCELLANEOUS

240 NATURE STUDY AREAS  
241 NATURE STUDY BUILDINGS  
242 PICNIC TABLES..... 1 8  
243 ZOOS  
244 PLAYGROUNDS  
245 AMPHITHEATERS  
246 OPEN TO HUNTING (ACRES)  
247 OPEN TO ORV USE (ACRES)  
248 OPEN TO SNOWMOBILES(ACRES)



MICHIGAN DEPARTMENT OF NATURAL RESOURCES  
PUBLIC RECREATION FACILITY INVENTORY REPORT SUMMARY

PAGE: 31  
DATE: 05/01/85

SUB REGION: 01B  
COUNTY: 63 OAKLAND  
ADMIN: 72 OAK PARK

OVERALL SITE CONDITION: GOOD... 7  
FAIR... 1  
POOR... 1  
UNKN... 0

NUMBER OF SITES: 9  
TOTAL ACRES: 90.2  
RESERVE ACRES: 5.1  
SITES WITH PARKING: 9  
SITES WITH CONC. STANDS: 1  
SITES WITH RESTROOMS: 1  
SITES OPEN TO NONRESIDENT: 1  
SITES WITH RESIDENT FEE: 0./  
SITES WITH NONRESIDENT FEE: 0./  
SITES WHERE FEES DIFFER: 0./

INDOOR FACILITIES	# OF SITES	FAC. (SITES)	INDOOR FACILITIES	# OF SITES	FAC. (SITES)
001 GEN RECREATION CENTERS	1	1	006 SWIMMING POOLS		
002 SENIOR CITIZEN CENTERS			007 SWIMMER CAPACITY		
003 HANDICAPPER CENTERS			008 GYMNASIUMS		
004 CULTURAL CENTERS			009 BASKETBALL BACKBOARDS		
005 ICE RINKS	1		010 WALL COURTS	1	2
			011 TENNIS COURTS		

OUTDOOR FACILITIES

COMPETITIVE SPORTS

040 SOCCER FIELDS		
041 REGULATION BALL DIAMONDS	7	10
042 PICKUP BALL DIAMONDS	1	1
043 COMB FOOTBALL FIELDS	4	4
044 SEPARATE FOOTBALL FIELDS		
045 BASKETBALL BACKBOARDS	1	11
046 GOLF (HOLES)		
047 RUNNING TRACKS		
048 TENNIS COURTS	1	18

WINTER-RELATED ACTIVITIES

080 TOBOGGAN RUNS		
081 SLEDDING HILLS	3	3
082 SKI TOWS		
083 ARTIFICIAL ICE RINKS		
084 NATURAL ICE RINKS		

TRAILS

120 MILES OF SNOWMOBILE TRAILS		
121 X-COUNTRY TRAILS (MILES)		
122 NATURE TRAILS (MILES)	1	0.2
123 HORSEBACK TRAILS (MILES)		
124 ORV TRAILS (MILES)		
125 HANDICAP TRAILS (MILES)		
126 HIKING TRAILS (MILES)		
127 FITNESS TRAILS (MILES)	1	1.1
128 BICYCLE TRAILS (MILES)		

OUTDOOR FACILITIES

CAMPING

160 CAMPSITES - MODERN		
161 CAMPSITES - PRIMITIVE		
162 GROUP CAMPSITES - MODERN		
163 GROUP CAMPSITES-PRIMITIVE		

WATER-RELATED ACTIVITIES

200 SWIMMING POOLS	1	1
201 SWIMMER CAPACITY	1	950
202 SPRAY POOLS	1	1
203 GREAT LAKE FRONTAGE (FT.)		
204 WATER FRONT (FT )		
205 NAT SWIM AREA (SQ FT )		
206 BANK/ShORE FISHING (FT )		
207 PIER FISHING (FT )		
208 BOAT LAUNCH RAMPS		
209 BOAT LAUNCH PARKING (CAP)		
210 MARINA SLIPS		
211 LIVERY BOATS		
212 LIVERY CANOES		

MISCELLANEOUS

240 NATURE STUDY AREAS		
241 NATURE STUDY BUILDINGS		
242 PICNIC TABLES	1	100
243 ZOOS		
244 PLAYGROUNDS	9	11
245 AMPHITHEATERS		
246 OPEN TO HUNTING (ACRES)		
247 OPEN TO ORV USE (ACRES)		
248 OPEN TO SNOWMOBILES(ACRES)		

MICHIGAN DEPARTMENT OF NATURAL RESOURCES  
PUBLIC RECREATION FACILITY INVENTORY REPORT SUMMARY

PAGE: 33  
DATE: 05/01/85

SUB REGION: 01B  
COUNTY: 63 OAKLAND  
ADMIN: 75 OXFORD

OVERALL SITE CONDITION: GOOD . 1  
FAIR... 0  
POOR... 0  
UNKN... 0

NUMBER OF SITES: 1  
TOTAL ACRES: 19.0 SITES WITH PARKING: 0 SITES WITH RESTROOMS: 0 SITES OPEN TO NONRESIDENT: 1  
RESERVE ACRES: 0.0 SITES WITH CONC. STANDS: 0 SITES WITH RESIDENT FEE: 0  
SITES WITH NONRESIDENT FEE: 0  
SITES WHERE FEES DIFFER: 0

INDOOR FACILITIES	# OF SITES	FAC. (SITES)	INDOOR FACILITIES	# OF SITES	FAC. (SITES)
001 GEN RECREATION CENTERS			006 SWIMMING POOLS		
002 SENIOR CITIZEN CENTERS			007 SWIMMER CAPACITY		
003 HANDICAPPER CENTERS			008 GYMNASIUMS		
004 CULTURAL CENTERS			009 BASKETBALL BACKBOARDS		
005 ICE RINKS			010 WALL COURTS		
			011 TENNIS COURTS		

OUTDOOR FACILITIES

COMPETITIVE SPORTS

040 SOCCER FIELDS  
041 REGULATION BALL DIAMONDS..... 1 1  
042 PICKUP BALL DIAMONDS..... 1 1  
043 COMB FOOTBALL FIELDS  
044 SEPARATE FOOTBALL FIELDS  
045 BASKETBALL BACKBOARDS  
046 GOLF (HOLES)  
047 RUNNING TRACKS  
048 TENNIS COURTS

WINTER-RELATED ACTIVITIES

080 TOBOGGAN RUNS  
081 SLEDDING HILLS  
082 SKI TOWS  
083 ARTIFICIAL ICE RINKS  
084 NATURAL ICE RINKS..... 1

TRAILS

120 MILES OF SNOWMOBILE TRAILS  
121 X-COUNTRY TRAILS (MILES)  
122 NATURE TRAILS (MILES)  
123 HORSEBACK TRAILS (MILES)  
124 ORV TRAILS (MILES)  
125 HANDICAP TRAILS (MILES)  
126 HIKING TRAILS (MILES)  
127 FITNESS TRAILS (MILES)  
128 BICYCLE TRAILS (MILES)

OUTDOOR FACILITIES

CAMPING

160 CAMPSITES - MODERN  
161 CAMPSITES - PRIMITIVE  
162 GROUP CAMPSITES - MODERN  
163 GROUP CAMPSITES-PRIMITIVE

WATER-RELATED ACTIVITIES

200 SWIMMING POOLS  
201 SWIMMER CAPACITY  
202 SPRAY POOLS  
203 GREAT LAKE FRONTAGE (FT.)  
204 WATER FRONT (FT )..... 1 300  
205 NAT SWIM AREA (SQ FT )..... 1 30,000  
206 BANK/ShORE FISHING (FT )  
207 PIER FISHING (FT )  
208 BOAT LAUNCH RAMPS  
209 BOAT LAUNCH PARKING (CAP)  
210 MARINA SLIPS  
211 LIVERY BOATS  
212 LIVERY CANOES

MISCELLANEOUS

240 NATURE STUDY AREAS  
241 NATURE STUDY BUILDINGS  
242 PICNIC TABLES..... 1 6  
243 ZOOS  
244 PLAYGROUNDS..... 1 1  
245 AMPHITHEATERS  
246 OPEN TO HUNTING (ACRES)  
247 OPEN TO ORV USE (ACRES)  
248 OPEN TO SNOWMOBILES(ACRES)

MICHIGAN DEPARTMENT OF NATURAL RESOURCES  
PUBLIC RECREATION FACILITY INVENTORY REPORT SUMMARY

PAGE: 35  
DATE: 05/01/85

SUB REGION: 01B  
COUNTY: 63 OAKLAND  
ADMIN: 77 PONTIAC

OVERALL SITE CONDITION: GOOD... 19  
FAIR... 14  
POOR... 2  
UNKN... 0

NUMBER OF SITES: 35  
TOTAL ACRES: 609.8  
RESERVE ACRES: 0.0

SITES WITH PARKING: 11  
SITES WITH CONC. STANDS: 3

SITES WITH RESTROOMS: 9

SITES OPEN TO NONRESIDENT: 33  
SITES WITH RESIDENT FEE: 1  
SITES WITH NONRESIDENT FEE: 1  
SITES WHERE FEES DIFFER: 0

INDOOR FACILITIES		# OF SITES	FAC. (SITES)	INDOOR FACILITIES		# OF SITES	FAC. (SITES)
001	GEN RECREATION CENTERS	3	3	006	SWIMMING POOLS	1	1
002	SENIOR CITIZEN CENTERS	1	1	007	SWIMMER CAPACITY	1	125
003	HANDICAPPER CENTERS			008	GYMNASIUMS	2	
004	CULTURAL CENTERS			009	BASKETBALL BACKBOARDS	2	4
005	ICE RINKS			010	WALL COURTS		
				011	TENNIS COURTS		

OUTDOOR FACILITIES

COMPETITIVE SPORTS

040	SOCCER FIELDS		
041	REGULATION BALL DIAMONDS	5	15
042	PICKUP BALL DIAMONDS	10	10
043	COMB FOOTBALL FIELDS	1	4
044	SEPARATE FOOTBALL FIELDS	1	1
045	BASKETBALL BACKBOARDS	20	55
046	GOLF (HOLES)	1	18
047	RUNNING TRACKS		
048	TENNIS COURTS	8	15

WINTER-RELATED ACTIVITIES

080	TOBOGGAN RUNS	1	2
081	SLEDDING HILLS	1	1
082	SKI TOWS		
083	ARTIFICIAL ICE RINKS	1	
084	NATURAL ICE RINKS	1	

TRAILS

120	MILES OF SNOWMOBILE TRAILS		
121	X-COUNTRY TRAILS (MILES)		
122	NATURE TRAILS (MILES)		
123	HORSEBACK TRAILS (MILES)		
124	ORV TRAILS (MILES)		
125	HANDICAP TRAILS (MILES)		
126	HIKING TRAILS (MILES)		
127	FITNESS TRAILS (MILES)		
128	BICYCLE TRAILS (MILES)		

OUTDOOR FACILITIES

CAMPING

160	CAMPSITES - MODERN		
161	CAMPSITES - PRIMITIVE		
162	GROUP CAMPSITES - MODERN		
163	GROUP CAMPSITES-PRIMITIVE		

WATER-RELATED ACTIVITIES

200	SWIMMING POOLS		
201	SWIMMER CAPACITY		
202	SPRAY POOLS		
203	GREAT LAKE FRONTAGE (FT.)		
204	WATER FRONT (FT)	8	18,295
205	NAT SWIM AREA (SQ FT)		
206	BANK/ShORE FISHING (FT)	7	15,795
207	PIER FISHING (FT)	2	280
208	BOAT LAUNCH RAMPS	2	2
209	BOAT LAUNCH PARKING (CAP)	1	12
210	MARINA SLIPS		
211	LIVERY BOATS		
212	LIVERY CANOES		

MISCELLANEOUS

240	NATURE STUDY AREAS		
241	NATURE STUDY BUILDINGS		
242	PICNIC TABLES	8	45
243	ZOOS		
244	PLAYGROUNDS	27	30
245	AMPHITHEATERS		
246	OPEN TO HUNTING (ACRES)		
247	OPEN TO ORV USE (ACRES)		
248	OPEN TO SNOWMOBILES(ACRES)		

MICHIGAN DEPARTMENT OF NATURAL RESOURCES  
PUBLIC RECREATION FACILITY INVENTORY REPORT SUMMARY

PAGE: 37  
DATE: 05/01/85

SUB REGION: 01B  
COUNTY: 63 OAKLAND  
ADMIN: 80 ROYAL OAK

OVERALL SITE CONDITION: GOOD 20  
FAIR 28  
POOR 0  
UNKN 1

NUMBER OF SITES: 49  
TOTAL ACRES: 441.5  
RESERVE ACRES: 37.7

SITES WITH PARKING: 8  
SITES WITH CONC. STANDS: 3

SITES WITH RESTROOMS: 4

SITES OPEN TO NONRESIDENT: 48  
SITES WITH RESIDENT FEE: 3  
SITES WITH NONRESIDENT FEE: 3  
SITES WHERE FEES DIFFER: 2

INDOOR FACILITIES	# OF SITES	FAC. (SITES)	INDOOR FACILITIES	# OF SITES	FAC. (SITES)
001 GEN RECREATION CENTERS			006 SWIMMING POOLS		
002 SENIOR CITIZEN CENTERS..... 1	1		007 SWIMMER CAPACITY		
003 HANDICAPPER CENTERS			008 GYMNASIUMS		
004 CULTURAL CENTERS			009 BASKETBALL BACKBOARDS		
005 ICE RINKS..... 1	1		010 WALL COURTS		
			011 TENNIS COURTS		

OUTDOOR FACILITIES

COMPETITIVE SPORTS

040 SOCCER FIELDS..... 3	4
041 REGULATION BALL DIAMONDS..... 13	24
042 PICKUP BALL DIAMONDS..... 8	9
043 COMB FOOTBALL FIELDS..... 4	6
044 SEPARATE FOOTBALL FIELDS	
045 BASKETBALL BACKBOARDS..... 15	27
046 GOLF (HOLES)..... 2	18
047 RUNNING TRACKS..... 1	1
048 TENNIS COURTS..... 11	30

WINTER-RELATED ACTIVITIES

080 TOBOGGAN RUNS	
081 SLEDDING HILLS	
082 SKI TOWS	
083 ARTIFICIAL ICE RINKS..... 1	
084 NATURAL ICE RINKS..... 9	

TRAILS

120 MILES OF SNOWMOBILE TRAILS	
121 X-COUNTRY TRAILS (MILES)	
122 NATURE TRAILS (MILES)..... 1	1.0
123 HORSEBACK TRAILS (MILES)	
124 ORV TRAILS (MILES)	
125 HANDICAP TRAILS (MILES)	
126 HIKING TRAILS (MILES)	
127 FITNESS TRAILS (MILES)..... 2	0.6 (1)
128 BICYCLE TRAILS (MILES)	

OUTDOOR FACILITIES

CAMPING

160 CAMPSITES - MODERN	
161 CAMPSITES - PRIMITIVE	
162 GROUP CAMPSITES - MODERN	
163 GROUP CAMPSITES-PRIMITIVE	

WATER-RELATED ACTIVITIES

200 SWIMMING POOLS	
201 SWIMMER CAPACITY	
202 SPRAY POOLS	
203 GREAT LAKE FRONTAGE (FT.)	
204 WATER FRONT (FT )	
205 NAT SWIM AREA (SQ FT )	
206 BANK/ShORE FISHING (FT )	
207 PIER FISHING (FT )	
208 BOAT LAUNCH RAMPS	
209 BOAT LAUNCH PARKING (CAP)	
210 MARINA SLIPS	
211 LIVERY BOATS	
212 LIVERY CANOES	

MISCELLANEOUS

240 NATURE STUDY AREAS..... 2	2
241 NATURE STUDY BUILDINGS	
242 PICNIC TABLES..... 26	65
243 ZOOS	
244 PLAYGROUNDS..... 37	44
245 AMPHITHEATERS	
246 OPEN TO HUNTING (ACRES)	
247 OPEN TO ORV USE (ACRES)	
248 OPEN TO SNOWMOBILES(ACRES)	

MICHIGAN DEPARTMENT OF NATURAL RESOURCES  
PUBLIC RECREATION FACILITY INVENTORY REPORT SUMMARY

PAGE: 39  
DATE: 05/01/85

SUB REGION: 01B  
COUNTY: 63 OAKLAND  
ADMIN: 82 BEVERLY HILLS

OVERALL SITE CONDITION: GOOD... 0  
FAIR... 2  
POOR... 1  
UNKN... 1

NUMBER OF SITES: 4  
TOTAL ACRES: 68.4 SITES WITH PARKING: 2 SITES WITH RESTROOMS: 1 SITES OPEN TO NONRESIDENT: 0  
RESERVE ACRES: 0.0 SITES WITH CONC. STANDS: 0 SITES WITH RESIDENT FEE: 0  
SITES WITH NONRESIDENT FEE: 0  
SITES WHERE FEES DIFFER: 0

INDOOR FACILITIES		# OF SITES	FAC. (SITES)	INDOOR FACILITIES		# OF SITES	FAC. (SITES)
001	GEN RECREATION CENTERS			006	SWIMMING POOLS		
002	SENIOR CITIZEN CENTERS			007	SWIMMER CAPACITY		
003	HANDICAPPER CENTERS			008	GYMNASIUMS		
004	CULTURAL CENTERS			009	BASKETBALL BACKBOARDS		
005	ICE RINKS			010	WALL COURTS		
				011	TENNIS COURTS		

OUTDOOR FACILITIES

OUTDOOR FACILITIES

COMPETITIVE SPORTS

CAMPING

040 SOCCER FIELDS  
041 REGULATION BALL DIAMONDS..... 1 2  
042 PICKUP BALL DIAMONDS  
043 COMB FOOTBALL FIELDS  
044 SEPARATE FOOTBALL FIELDS  
045 BASKETBALL BACKBOARDS  
046 GOLF (HOLES)  
047 RUNNING TRACKS  
048 TENNIS COURTS..... 1 2

160 CAMPSITES - MODERN  
161 CAMPSITES - PRIMITIVE  
162 GROUP CAMPSITES - MODERN  
163 GROUP CAMPSITES-PRIMITIVE

WATER-RELATED ACTIVITIES

WINTER-RELATED ACTIVITIES

080 TOBOGGAN RUNS  
081 SLEDDING HILLS  
082 SKI TOWS  
083 ARTIFICIAL ICE RINKS  
084 NATURAL ICE RINKS

200 SWIMMING POOLS  
201 SWIMMER CAPACITY  
202 SPRAY POOLS  
203 GREAT LAKE FRONTAGE (FT.)  
204 WATER FRONT (FT )  
205 NAT SWIM AREA (SQ FT )  
206 BANK/SHORE FISHING (FT )  
207 PIER FISHING (FT )  
208 BOAT LAUNCH RAMPS  
209 BOAT LAUNCH PARKING (CAP)  
210 MARINA SLIPS  
211 LIVERY BOATS  
212 LIVERY CANOES

TRAILS

120 MILES OF SNOWMOBILE TRAILS  
121 X-COUNTRY TRAILS (MILES)  
122 NATURE TRAILS (MILES)..... 1 1.3  
123 HORSEBACK TRAILS (MILES)  
124 ORV TRAILS (MILES)  
125 HANDICAP TRAILS (MILES)  
126 HIKING TRAILS (MILES)  
127 FITNESS TRAILS (MILES)  
128 BICYCLE TRAILS (MILES)

MISCELLANEOUS

240 NATURE STUDY AREAS  
241 NATURE STUDY BUILDINGS  
242 PICNIC TABLES..... 2 22  
243 ZOOS  
244 PLAYGROUNDS..... 1 1  
245 AMPHITHEATERS  
246 OPEN TO HUNTING (ACRES)  
247 OPEN TO ORV USE (ACRES)  
248 OPEN TO SNOWMOBILES(ACRES)

MICHIGAN DEPARTMENT OF NATURAL RESOURCES  
PUBLIC RECREATION FACILITY INVENTORY REPORT SUMMARY

PAGE: 41  
DATE: 05/01/85

SUB REGION: 01B  
COUNTY: 63 OAKLAND  
ADMIN: 86 SYLVAN LAKE

OVERALL SITE CONDITION: GOOD... 1  
FAIR... 0  
POOR... 0  
UNKN... 0

NUMBER OF SITES: 1  
TOTAL ACRES: 11.0 SITES WITH PARKING: 1 SITES WITH RESTROOMS: 1 SITES OPEN TO NONRESIDENT: 1  
RESERVE ACRES: 0.0 SITES WITH CONC. STANDS: 0 SITES WITH RESIDENT FEE: 0  
SITES WITH NONRESIDENT FEE: 0  
SITES WHERE FEES DIFFER: 0

INDOOR FACILITIES		# OF SITES	FAC. (SITES)	INDOOR FACILITIES		# OF SITES	FAC. (SITES)
001	GEN RECREATION CENTERS			006	SWIMMING POOLS		
002	SENIOR CITIZEN CENTERS	1	1	007	SWIMMER CAPACITY		
003	HANDICAPPER CENTERS			008	GYMNASIUMS		
004	CULTURAL CENTERS			009	BASKETBALL BACKBOARDS		
005	ICE RINKS			010	WALL COURTS		
				011	TENNIS COURTS		

OUTDOOR FACILITIES

COMPETITIVE SPORTS

040	SOCCER FIELDS		
041	REGULATION BALL DIAMONDS		
042	PICKUP BALL DIAMONDS		
043	COMB FOOTBALL FIELDS		
044	SEPARATE FOOTBALL FIELDS		
045	BASKETBALL BACKBOARDS	1	1
046	GOLF (HOLES)		
047	RUNNING TRACKS		
048	TENNIS COURTS	1	1

WINTER-RELATED ACTIVITIES

080	TOBOGGAN RUNS		
081	SLEDDING HILLS		
082	SKI TOWS		
083	ARTIFICIAL ICE RINKS		
084	NATURAL ICE RINKS		

TRAILS

120	MILES OF SNOWMOBILE TRAILS		
121	X-COUNTRY TRAILS (MILES)		
122	NATURE TRAILS (MILES)		
123	HORSEBACK TRAILS (MILES)		
124	ORV TRAILS (MILES)		
125	HANDICAP TRAILS (MILES)		
126	HIKING TRAILS (MILES)		
127	FITNESS TRAILS (MILES)		
128	BICYCLE TRAILS (MILES)		

OUTDOOR FACILITIES

CAMPING

160	CAMPSITES - MODERN		
161	CAMPSITES - PRIMITIVE		
162	GROUP CAMPSITES - MODERN		
163	GROUP CAMPSITES-PRIMITIVE		

WATER-RELATED ACTIVITIES

200	SWIMMING POOLS		
201	SWIMMER CAPACITY		
202	SPRAY POOLS		
203	GREAT LAKE FRONTAGE (FT.)		
204	WATER FRONT (FT)	1	1,200
205	NAT SWIM AREA (SQ FT)	1	40,000
206	BANK/ShORE FISHING (FT)		
207	PIER FISHING (FT)		
208	BOAT LAUNCH RAMPS	1	1
209	BOAT LAUNCH PARKING (CAP)		
210	MARINA SLIPS	1	162
211	LIVERY BOATS		
212	LIVERY CANOES		

MISCELLANEOUS

240	NATURE STUDY AREAS		
241	NATURE STUDY BUILDINGS		
242	PICNIC TABLES	1	45
243	ZUOS		
244	PLAYGROUNDS	1	3,000
245	AMPHITHEATERS		
246	OPEN TO HUNTING (ACRES)		
247	OPEN TO ORV USE (ACRES)		
248	OPEN TO SNOWMOBILES(ACRES)		

MICHIGAN DEPARTMENT OF NATURAL RESOURCES  
PUBLIC RECREATION FACILITY INVENTORY REPORT SUMMARY

PAGE: 43  
DATE: 05/01/85

SUB REGION: 01B  
COUNTY: 63 OAKLAND  
ADMIN: 88 WALLED LAKE

OVERALL SITE CONDITION: GOOD... 1  
FAIR... 0  
POOR... 0  
UNKN... 2

NUMBER OF SITES: 3  
TOTAL ACRES: 0.0 SITES WITH PARKING: 0 SITES WITH RESTROOMS: 0 SITES OPEN TO NONRESIDENT: 3  
RESERVE ACRES: 0.0 SITES WITH CONC. STANDS: 0 SITES WITH RESIDENT FEE: 0  
SITES WITH NONRESIDENT FEE: 0  
SITES WHERE FEES DIFFER: 0

INDOOR FACILITIES	# OF SITES	FAC. (SITES)	INDOOR FACILITIES	# OF SITES	FAC. (SITES)
001 GEN RECREATION CENTERS			006 SWIMMING POOLS		
002 SENIOR CITIZEN CENTERS			007 SWIMMER CAPACITY		
003 HANDICAPPER CENTERS			008 GYMNASIUMS		
004 CULTURAL CENTERS			009 BASKETBALL BACKBOARDS		
005 ICE RINKS			010 WALL COURTS		
			011 TENNIS COURTS		

OUTDOOR FACILITIES

COMPETITIVE SPORTS

040 SOCCER FIELDS		
041 REGULATION BALL DIAMONDS	2	2
042 PICKUP BALL DIAMONDS		
043 COMB FOOTBALL FIELDS		
044 SEPARATE FOOTBALL FIELDS		
045 BASKETBALL BACKBOARDS		
046 GOLF (HOLES)		
047 RUNNING TRACKS		
048 TENNIS COURTS	1	2

WINTER-RELATED ACTIVITIES

080 TOBOGGAN RUNS		
081 SLEDDING HILLS		
082 SKI TOWS		
083 ARTIFICIAL ICE RINKS		
084 NATURAL ICE RINKS	1	

TRAILS

120 MILES OF SNOWMOBILE TRAILS		
121 X-COUNTRY TRAILS (MILES)		
122 NATURE TRAILS (MILES)		
123 HORSEBACK TRAILS (MILES)		
124 ORV TRAILS (MILES)		
125 HANDICAP TRAILS (MILES)		
126 HIKING TRAILS (MILES)		
127 FITNESS TRAILS (MILES)		
128 BICYCLE TRAILS (MILES)		

OUTDOOR FACILITIES

CAMPING

160 CAMPSITES - MODERN		
161 CAMPSITES - PRIMITIVE		
162 GROUP CAMPSITES - MODERN		
163 GROUP CAMPSITES-PRIMITIVE		

WATER RELATED ACTIVITIES

200 SWIMMING POOLS		
201 SWIMMER CAPACITY		
202 SPRAY POOLS		
203 GREAT LAKE FRONTAGE (FT.)		
204 WATER FRONT (FT)	1	51
205 NAT SWIM AREA (SQ FT)	1	5,100
206 BANK/ShORE FISHING (FT)		
207 PIER FISHING (FT)		
208 BOAT LAUNCH RAMPS		
209 BOAT LAUNCH PARKING (CAP)		
210 MARINA SLIPS		
211 LIVERY BOATS		
212 LIVERY CANOES		

MISCELLANEOUS

240 NATURE STUDY AREAS	1	1
241 NATURE STUDY BUILDINGS		
242 PICNIC TABLES	1	1
243 ZOOS		
244 PLAYGROUNDS	2	3
245 AMPHITHEATERS	1	
246 OPEN TO HUNTING (ACRES)		
247 OPEN TO ORV USE (ACRES)		
248 OPEN TO SNOWMOBILES(ACRES)		

MICHIGAN DEPARTMENT OF NATURAL RESOURCES  
PUBLIC RECREATION FACILITY INVENTORY REPORT SUMMARY

PAGE: 45  
DATE: 05/01/85

STATEWIDE SUMMARY		OVERALL SITE CONDITION:		GOOD	0
ADMIN: 31 HURON - CLINTON METRO A			FAIR	1	
			POOR	0	
			UNKN	2	
NUMBER OF SITES:	3				1
TOTAL ACRES:	4,300.0	SITES WITH PARKING:	1	SITES WITH RESIROOMS:	2
RESERVE ACRES:	0.0	SITES WITH CONC. STANDS:	1	SITES OPEN TO NONRESIDENT:	2
				SITES WITH RESIDENT FEE:	1
				SITES WITH NONRESIDENT FEE:	1
				SITES WHERE FEES DIFFER:	0

INDOOR FACILITIES	# OF SITES	FAC. (SITES)	INDOOR FACILITIES	# OF SITES	FAC. (SITES)
001 GEN RECREATION CENTERS			006 SWIMMING POOLS		
002 SENIOR CITIZEN CENTERS			007 SWIMMER CAPACITY		
003 HANDICAPPER CENTERS			008 GYMNASIUMS		
004 CULTURAL CENTERS			009 BASKETBALL BACKBOARDS		
005 ICE RINKS			010 WALL COURTS		
			011 TENNIS COURTS		

OUTDOOR FACILITIES

COMPETITIVE SPORTS

040 SOCCER FIELDS		
041 REGULATION BALL DIAMONDS		
042 PICKUP BALL DIAMONDS	1	9
043 COMB FOOTBALL FIELDS		
044 SEPARATE FOOTBALL FIELDS		
045 BASKETBALL BACKBOARDS		
046 GOLF (HOLES)	1	18
047 RUNNING TRACKS		
048 TENNIS COURTS		

WINTER-RELATED ACTIVITIES

080 TOBOGGAN RUNS	1	5
081 SLEDDING HILLS	1	3
082 SKI TOWS		
083 ARTIFICIAL ICE RINKS		
084 NATURAL ICE RINKS	1	

TRAILS

120 MILES OF SNOWMOBILE TRAILS		
121 X-COUNTRY TRAILS (MILES)	1	13.9
122 NATURE TRAILS (MILES)	1	5.5
123 HORSEBACK TRAILS (MILES)		
124 ORV TRAILS (MILES)		
125 HANDICAP TRAILS (MILES)		
126 HIKING TRAILS (MILES)	2	5.1
127 FITNESS TRAILS (MILES)		
128 BICYCLE TRAILS (MILES)	1	5.0

OUTDOOR FACILITIES

CAMPING

160 CAMPSITES - MODERN		
161 CAMPSITES - PRIMITIVE		
162 GROUP CAMPSITES - MODERN		
163 GROUP CAMPSITES-PRIMITIVE	1	1

WATER-RELATED ACTIVITIES

200 SWIMMING POOLS		
201 SWIMMER CAPACITY		
202 SPRAY POOLS		
203 GREAT LAKE FRONTAGE (FT.)		
204 WATER FRONT (FT)	1	116,160
205 NAT SWIM AREA (SQ FT)	1	252,971
206 BANK/ShORE FISHING (FT)	1	58,080
207 PIER FISHING (FT)	1	150
208 BOAT LAUNCH RAMPS	1	2
209 BOAT LAUNCH PARKING (CAP)	1	250
210 MARINA SLIPS	1	141
211 LIVERY BOATS	1	95
212 LIVERY CANOES		

MISCELLANEOUS

240 NATURE STUDY AREAS	1	1
241 NATURE STUDY BUILDINGS	1	
242 PICNIC TABLES	2	1,084
243 ZOOS		
244 PLAYGROUNDS	1	11
245 AMPHITHEATERS		
246 OPEN TO HUNTING (ACRES)		
247 OPEN TO ORV USE (ACRES)		
248 OPEN TO SNOWMOBILES(ACRES)		



Appendix G  
Major Parks in Southeast Michigan:  
Past, Present and Future

MAJOR PARKS IN SOUTHEAST MICHIGAN:  
PAST, PRESENT, AND FUTURE

Michigan Department of Natural Resources--Parks Division  
Huron-Clinton Metropolitan Authority  
Macomb County Parks and Recreation Commission  
Oakland County Parks and Recreation Commission  
Washtenaw County Parks and Recreation Commission  
Wayne County Parks and Recreation Department  
Livingston County Planning Department  
Detroit Recreation Department

Prepared by:

Michigan Department of Natural Resources

Gordon E. Guyer, Director

Jack Bails, Deputy Director for Resources

Recreation Division

Keith Wilson, Acting Chief

Philip Wells, Head, Recreation Planning  
Recreation Services Section

## Table of Contents

Introduction	1
What We Do	2
How We Began	4
Who Directs Us	5
Where the Money Goes and Comes From	7
Getting the Work Done	9
Our Parks and Lands	10
Our Organized Programs	12
Where Our Parks Are	13
Our Facilities	14
Where We Were Ten Years Ago	17
Trends in Use of Our Parks	18
Our Plans for the Future	20
Future Development	21

## INTRODUCTION

Over four million people live in the five-county region around Detroit. Several hundred units of government, plus thousands of private organizations and firms, provide recreation opportunity to these people and visitors. A few public agencies operate major parks that draw visitors from a large part of the region. These include the Huron-Clinton Metropolitan Authority, the Department of Natural Resources' (DNR's) Parks Division, the City of Detroit's Recreation Department, and the county parks agencies in Macomb, Oakland, Washtenaw, and Wayne counties. Parks Division and HCMA each operate parks in all five counties.

In 1985, these agencies, along with Livingston County and DNR's Recreation Services Division (now part of the Recreation Division), began meeting on a regular basis to better coordinate their planning and decision making. Staff of the Southeast Michigan Council of Governments (SEMCOG) also participates. The group adopted the name "SPARCS," an inversion of "SCRAPS," an acronym for "State, County, and Regional Area Park Systems."

The group decided to prepare, as a planning tool, a document describing the member agencies' recreation roles, what recreation opportunities we provide, and what new areas or facilities we plan to develop over the next few years. This document is the result. It will be used by the agencies, their boards, and elected officials in planning the future of recreation in the region.

### The Survey

DNR's Recreation Division, which is responsible for statewide recreation planning, developed and distributed a questionnaire to obtain information on member agencies' programs. The survey included an updating of DNR land and facility inventory data for those agencies, which are:

- DNR Parks Division
- Huron-Clinton Metropolitan Authority (HCMA)
- Livingston County Planning Department
- Macomb County Parks and Recreation Commission
- Oakland County Parks and Recreation Commission
- Washtenaw County Parks and Recreation Commission
- Wayne County Parks and Recreation Department
- Detroit Recreation Department

The Recreation Division has analyzed the responses and prepared the report. Livingston County has no county recreation agency, but is represented on SPARCS by the county planning department. Information on Parks Division is for State Parks and State Recreation Areas in the five-county region only. The City of Detroit operates several hundred parks, playgrounds, and other sites; only a few of them are major parks attracting a regional clientele, and this report concentrates on those parks.

## WHAT WE DO

No two of these agencies are alike: some manage many large parks, others do a great deal of recreation programming, and some do very little in the area of public recreation. It is not the intent of this report to evaluate these differences, but to recognize they exist and hope that as a group the committee can better balance the role each agency might play in the area of public recreation in the future.

### Official Charge

Each agency's official charge in providing recreation is as follows:

- |                  |  |
|------------------|--|
| State Parks      | Supervision of all lands acquired by the State as public parks for the purpose of public recreation or the preservation of natural beauty or historic association.   |
| HCMA             | To join in a metropolitan district (Wayne, Oakland, Macomb, Livingston, and Washtenaw counties) for planning, promoting, and/or for acquiring, constructing, owning, developing, maintaining and operating, either within or without their limits, parks, connecting drives and/or limited access highways.                          |
| Wayne County     | Improve the quality of life for the citizens of Wayne County and restore and upgrade the park system to an acceptable level; manage and protect the Rouge River flood plain.   |
| Oakland County   | To provide a system of county-wide facilities of sufficient number, size and character to serve the "day-use" needs of all the people of the County that would complement local recreation facilities.   |
| Macomb County    | Acquire real property for public parks, preserves, parkways, playgrounds, recreation centers, wildlife areas, etc. The Commission shall plan, develop, preserve, administer, maintain and operate park and recreational facilities and construct, install roads and recreation areas and carry out those acts authorized by Act 261. |
| Washtenaw County | Provide county residents with more recreation opportunities, to enhance, through new parks and recreation programs, leisure time activities county-wide.   |

Detroit                               The Recreation Department shall operate recreational facilities, offer and carry on organized programs of recreational activities in the city, and, to the extent possible, coordinate all recreational programs and facilities being offered in the city.

Basic Role

The basic role of each agency in providing recreation is as follows:

State Parks                           Provide for a variety of outdoor recreation activities including camping, hunting, hiking, boating, swimming, and picnicking, including related facilities, on a statewide basis.

HCMA                                   Provide for and serve on a regional scale the day use recreational needs of families, individuals, and groups, and to provide facilities and areas to help meet these needs.

Wayne County                         Provide open space leisure opportunities close to home and complement local programming efforts; protect the natural resources of the county.

Oakland County                       Acquire and establish a chain of intermediate size, water-oriented, intensive daily use and overnight recreation areas for year-round use; to develop these acquisitions in a manner that conserves our land and water resources and to make these resources attractive and desirable for intensive daily recreational use; and to create a present and future opportunity for enriching, constructive and healthy use of after-work, weekend, vacation and retirement leisure time for an expanding population.

Macomb County                        Provide county level services, not duplicate local services, such as special events.

Washtenaw County                    Conserve large natural open space land and/or water sites for public use and enjoyment and to provide necessary special recreation facilities, activities, and programs not generally available within urban localities throughout county or otherwise provided adequately and suitably.

Detroit                                To provide the citizens of Detroit with a wide variety of year round leisure activities emphasizing personal growth, health, relaxation, cultural enrichment and education; and to beautify the City by maintaining parks and other City-owned property.

### HOW WE BEGAN

The City of Detroit established a parks system in 1889 and a recreation program in 1914. The Wayne County park system and the State Parks system were both established in 1919 under acts of the Michigan legislature (see Table 1). HCMA was established in 1941 as provided for in Act 147 of 1939. The other three county agencies were established between 1966 and 1973 under Act 261 of 1965, the County and Regional Parks and Recreation Act.

Table 1  
Establishment of Agencies

Member	Year Agency was Established	Act Under Which Agency was Established
State Parks	1919	Act 218 of 1919
HCMA	1941	Act 147 of 1939
Wayne County	1919	Act 90 of 1913 <sup>a</sup>
Oakland County	1966	Act 261 of 1965
Macomb County	1966	Act 261 of 1965
Washtenaw County	1973	Act 261 of 1965
Detroit	1889 (Parks)	City Charter
	1914 (Recreation)	City Charter

<sup>a</sup>Now under Home Rule Charter due to county reorganization in 1984.



## WHO DIRECTS US

### Citizen Bodies

Frequently citizen groups are appointed or elected to oversee public recreation agencies. In some cases these bodies serve only to advise an agency, while in other instances they have broader authority and may direct and budget agency activities.

Five of the six agencies are under the authority of an appointed citizen body (see Table 2). The sixth, Wayne County, is under the Office of Public Services which is under the control of the Wayne County Executive and the elected County Commission. The other three county agencies are directed by an appointed Parks and Recreation Commission under Act 261 of 1965, which authorizes the creation and prescribes the powers and duties of a park and recreation commission. Under Act 261:

The commission consists of 10 members, including the chairman of the county road commission, the county drain commissioner, the chairman of the county planning commission, and seven members appointed by the county board of supervisors [now county commission], at least one and not more than three of whom shall be members of the board.

The DNR's Parks Division, like all DNR functions, is under the authority of the Natural Resources Commission.

Only two citizen bodies, the HCMA Board and Oakland County Parks and Recreation Commission, have authority to allocate the agency budget.

Table 2  
Citizen Bodies With Parks and Recreation Authority

Members	Name of Citizen Body	Elected or Appointed	Authority to Budget
State Parks	Natural Resources Commission	Appointed by Governor	No
HCMA	HCMA Board of Commissioners	2 appointed by Governor, 5 appointed by respective county boards	Yes
Wayne County	No special recreation body		
Oakland County	Oakland County Parks and Rec. Commission	Appointed by County Commission	Yes
Macomb County	Macomb County Parks and Rec. Commission	Appointed by County Commission	No
Washtenaw County	Washtenaw County Parks and Rec. Commission	Appointed by County Commission	No
Detroit	Recreation Advisory Commission	Appointed by Mayor	No

Administrators

At the time of the survey the member recreation agencies were headed by the following individuals:

State Parks	Jack Butterfield, Chief
HCMA	James J. Pompo, Director
Wayne County	R. Eric Reickel, Director
Oakland County	Ralph Richard, Manager
Macomb County	Charles Rice, Parks Administrator
Washtenaw County	Fred Barkley, Director
Detroit	Daniel H. Krichbaum, Director

WHERE THE MONEY GOES AND COMES FROM

For 1986, the combined budgets for the six county, regional, and state agencies was nearly \$44 million (see Table 3). Nearly \$30 million of this was for operation of lands and facilities, including maintenance; the remaining \$14 million was for capital outlay, that is, purchase of land and development of facilities. HCMA had the largest budget at \$23 million, followed by Oakland County at about \$13 million.

Table 3  
Agency Budgets, 1986

Members	Expenditures (millions of \$)		Total
	Operations	Capital Outlay <sup>a</sup>	
State Parks <sup>b</sup>	2.6	0.6	3.2
HCMA	17.0	6.0	23.0
Wayne Co.	2.5	0.0	2.5
Oakland Co.	5.8	7.1	12.9
Macomb Co.	0.5	0.1	0.5
Washtenaw Co.	1.1	0.4	1.5
Total	29.5	14.3	43.6

<sup>a</sup>Varies greatly from year to year

<sup>b</sup>13 parks in five-county area

The Detroit Recreation Department's budget for 1986 was over \$49 million, with all but \$2.5 of this for operations. Most of this was spent for neighborhood and community parks. A significant but undeterminable share was spent for major parks with a regional clientele.

The funding shown in Table 3 comes from a variety of sources (see Table 4). Special taxes are the largest single source, largely because of HCMA's five-county property tax millage. User fees and charges are the second largest source of funding.

Table 4  
Agency Revenue by Source, 1986

Members	Source of Funding (in millions of \$)						Total
	Gen. Fund	Spec. Tax	Fed. Grants	State Grants	Fees & Charges	Other	
State Parks <sup>a</sup>	1.2	0.0	0.0	0.0	2.0	0.0	3.2
HCMA	0.0	12.1	0.1	0.0	5.6	5.2 <sup>b</sup>	23.0
Wayne Co.	2.5	0.0	0.0	0.0	0.8	0.0	3.3
Oakland Co.	0.0	3.9	0.0	0.5	3.3	5.2 <sup>c</sup>	12.9
Macomb Co.	0.5	0.0	0.0	0.0	0.2	0.0	0.7
Washtenaw Co.	0.1	0.9	0.1	0.0	0.2	0.2	1.5
	4.3	16.9	0.2	0.5	12.1	10.6	44.6

<sup>a</sup>13 parks in five-county area

<sup>b</sup>Investments, unencumbered appropriations, and reserve

<sup>c</sup>Land sale and prior years' funds

Most of Detroit's \$49-million recreation budget (not shown in table) comes from the city's general fund.

- 9 -

GETTING THE WORK DONE

The six county, regional, and state agencies have 400 full-time year-round employees, nearly half of them working for HCMA (see Table 5). They also employ over 1500 seasonal and part-time staff, with over half at HCMA.

Table 5  
Number of Full and Part-time Employees

Member	Full Time	Seasonal/ Part-time
State Parks	44	167
HCMA	194	786
Wayne County	52	56
Oakland County	79	391
Macomb County	8	80
Washtenaw County	23	30
	----- 400	----- 1510

The Detroit Recreation Department employs over 800 full-time and 260 part-time employees. Most of this staffing is devoted to operating neighborhood and community parks. A significant but undeterminable share is allocated to operation of major parks with a regional clientele.

Contractual services. These agencies also contract to get some of the work done in their parks and facilities. Use of contractual services is as follows:

State Parks	Concession operations (stores, firewood, boat rental, etc.), and trash pickup.
HCMA	Architectural, legal, auditing, and mechanical and electrical engineering services. Also take bids for consumable items as fuels, paper products, fertilizers, food and sundry items, etc.
Oakland County	Food service, \$900,000.
Macomb County	Food caterer for Independence Building. Refuse removal.
Washtenaw County	Consultant services to park planner, \$5,000; Contract mowing; Sheriff Dept., \$4,000.

OUR PARKS AND LANDS

SPARCS members manage 65 major parks totaling over 80,000 acres within the five-county region (see Table 6). Over half the acreage, 46,000, is in State Parks and Recreation Areas. HCMA has the most parks, 14.

Table 6  
Number of Parks and Acreage of Parkland

Member	Number	Total Acres	Acres per Site
State Parks <sup>a</sup>	13	46,092	3,546
HCMA	14	23,255	1,661
Wayne County	7	4,200	600
Oakland County	9	3,926	436
Macomb County	2	138	69
Washtenaw County	11	880	80
Detroit <sup>b</sup>	9	3,038	338
TOTAL	65	81,529	1,254

<sup>a</sup>Parks in five-county region only.

<sup>b</sup>Major parks only.

The types of parks operated by each agency differ considerably:

- State Parks Sites for State Parks shall meet as many as possible of the following requirements:
- \* Lands which will preserve historical features, outstanding scenery and areas typical of the land formations, waters and vegetations of the region.
  - \* Contain features which are unique, outstanding, distinctive, notable in the state or nation.
  - \* Include scenic and recreational resources and wilderness and natural areas which are unlikely to be reasonably well-preserved and made available to the public under private ownership.
  - \* Geographically distributed, not in direct proportion to population distribution, but to be reasonably accessible to the people in every part of the state.

- 11 -
- \* Provide or can be made to provide, a variety of forms of recreation.
  - \* Sufficient size to permit adequate development without crowding, to permit future expansion and to provide a buffer against encroachment of a nature which will detract from the natural beauty.

Sites in the five-county region range in size from 136 acres at Dodge #4 State Park to 10,431 acres at Pinckney State Recreation Area.

- HCMA** Generally, the parks and lands of the Authority are extensively developed, as opposed to intensive development. While there are high use areas and facilities within the parks, a determined effort is made to retain the open space and the feeling of "being away" from the developed urban and suburban areas of the Detroit Metropolitan area.
- Wayne Co.** Seven parks: Bell Creek Park, Lola Valley Park, Lower Rouge Parkway, Middle Rouge Parkway, William P. Holliday Nature Preserve, Elizabeth Park, Veterans' Memorial Park.
- Oakland Co.** Since 1966 approximately 3,776 acres of land have been acquired by the Park System with assistance from state and federal governments. To date, there are nine (9) County parks, which range in size from 125 acres to 1,080 acres.
- Macomb Co.** 110 acres of special events park; also has some winter use, tot lot, picnicking, 10,000 sq. ft. multi-purpose building. Largest single use area is festival grounds for auto show, circus, festivals, 28 acres for shore fishing and picnicking.
- Washtenaw Co.** Four large parks: two for active recreation, two for passive recreation
- Two small parks: historic/nature oriented
1. Parker Mill - Historic mill and nature preserve.
  2. Osborne Mill - Huron River nature preserve.
- One recreation center; four roadside parks
- Detroit** The Recreation Department is responsible for 65 parks, 42 playfields, 122 playgrounds, 86 playlots, 13 boulevards, 16 greenbelts, 7 parklots, 22 parkways, and 19 miscellaneous sites; it also operates programs from 22 community centers and 17 neighborhood and specialized recreation centers. Nine of the parks totaling over 3,000 acres can be considered major parks and are thus included in Table 6.

OUR ORGANIZED PROGRAMS

Lands and facilities provide the basis of recreation opportunity. Organized programs, including special events, help park visitors enjoy and appreciate those lands and facilities. Member agencies offer a variety of programming, as shown in Table 7. The City of Detroit also provides extensive recreation programs, mainly to residents of the city.

Table 7  
Organized Programs Provided by Each Agency

Agency	Program Type	Number of Participants
State Parks	Living Farm	55,000
HCMA	Nature Inter.	400,000
	Evening Dance	40,000
	Special Events (concerts)	40,000
Wayne Co.	Nursery School Olympics	1,000
	Classic Car Show.	100
	Great Marshmallow Drop	5,000
	Marathon Training Run	900
	Rouge Rescue '86	300
	International Tug of War	2,000
Oakland Co.	Day Camp	180
	Nature Interpretive	33,241
	Antique Shows	8,800
	BMX Races	32,076
	Tennis Tournaments	900
	Mobile Units (shows)	99,067
	Buses for Transportation	14,652
	Senior Olympics & Programs	4,200
	Instructional Classes	1,050
	Dancing	6,498
	Outdoor Volleyball	2,000
	Events for Special Population Groups	2,050
	Antique Car Classic	1,200
	Hot Air Balloon Festival	6,500
	Country Folk Art Show	16,358
	4-H Fair	13,600
	Washtenaw Co.	League and Team Sports
Fitness		16,759
Day Camps		720
Special Events		13,480
Special Population Activ.		435
Nature Interpretive Serv.		9,245
Special Facility Rentals		13,579
Detroit	Many—mostly in neighborhood and community parks	



WHERE OUR PARKS ARE

Parks Division and HCMA each manage sites in all five counties in the study area (see Table 8). The four county governments manage many sites within their respective boundaries. The City of Detroit operates nine sites that are major regional attractions.

Table 8  
Major Parks by Agency and County

Location County	Agency						
	DNR Parks Division	HCMA (Metroparks)	Wayne County	Oakland County	Macomb County	Washtenaw County	City of Detroit
Livingston	Brighton Island Lake	Huron Meadows					
Macomb	Rochester- Utica Wetzel	Metro Beach Stony Creek Wolcott Mill			Macomb Co. Pk. Wm. Tucker Co. Park		
Oakland	Pontiac Lake Proud Lake Bald Mountain Seven Lakes Dodge #4 Highland Holly	Indian Springs Kensington Marshbank		White Lake Oaks Waterford Oaks Red Oaks Golf Course Addison Oaks Glen Oaks Golf Course Groveland Oaks Independence Oaks Orion Oaks Springfield Oaks			Detroit Zoo
Washtenaw	Pinckney	Delhi Dexter-Huron Hudson Mills				Cavanaugh Lake County Farm Independence Lake Park Lyndon Park Northfield Park Sharon Parker Mill Rolling Hills Service Center Gym Superior Center	
Wayne	Maybury	Lake Erie Lower Huron Oakwoods Willow	Bell Creek Elizabeth Lola Valley Lower Rouge Middle Rouge Veterans' Memorial Wm. Holliday Forest				Belle Isle Chandler Chene Palmer Rackham Golf C Riverside Rogell Golf C Rouge

## OUR FACILITIES

The update of the DNR land and facility inventory identified 56 sites managed by the six county, regional, and state agencies. Of those sites, 51 offer restrooms, 29 include concessions, and 39 charge fees (see Table 9).

The agencies provide a great number and variety of recreation facilities. Table 9 shows how many of each type of facility is provided by each agency.

Indoor facilities. The agencies provide few indoor facilities: three county agencies manage a total of six recreation centers.

Competitive sports. HCMA, Wayne County, and Oakland County provide most of the competitive sports facilities, including several golf courses, over 30 tennis courts, and numerous sports fields.

Winter sports. Several of the agencies provide winter sports facilities, including sledding hills, toboggan runs, and ice rinks. HCMA is the major provider.

Trails. All of the agencies provide trails. (In Table 9, many trails are counted in more than one category, so columns can't be added.) State Parks, HCMA, and Oakland County are the major trail providers. Cross-country ski and snowmobile trails are the most common.

Camping. Almost all camping opportunity is provided by two agencies: State Parks and Oakland County. Over 1800 campsites are provided, over half of them modern (flush toilets and hot water), the rest split between primitive and group sites.

Water-based recreation. All six agencies provide water-based recreation. State Parks and HCMA provide most of the beach area, over one million square feet each. HCMA manages four outdoor pools, Oakland County two. All agencies offer fishing opportunity, and four provide boat launches. HCMA manages 510 marina slips.

Other recreation. Four agencies provide nature study areas or buildings; all agencies provide picnicking, nearly 9,000 tables in all. HCMA, Oakland County, and Washtenaw County provide playgrounds. State Parks provide almost all lands open to hunting (over 40,000 acres) and snowmobiling (over 30,000 acres), and the only off-road-vehicle (ORV) area.

Table 9  
Recreation Facilities by Agency

Inventory	State Parks	HOMA	Wayne County	Oakland County	Macomb County	Washtenav County	Total
Number of Sites	13	14	7	9	2	11	56
Total Acres	46,092.2	23,257.9	4,200.0	3,776.0	138.0	880.2	78,344.3
Sites with Restrooms	12	13	7	8	2	9	51
Sites with Concessions	11	7	2	8	1		29
Sites Open to Nonres.	13	14	7	9	2	11	56
Sites with Fees	12	13	2	8	1	3	39
<b>INDOOR FACILITIES</b>							
Recreation Centers				3	1	2	6
Senior Centers							
Indoor Ice Rinks							
Swimming Pools							
Gymnasiums				1		1	2
Basketball Courts							
Tennis Courts							
Wall Courts				1			1
<b>OUTDOOR FACILITIES</b>							
Soccer Fields		2	4				6
Reg. Ballfields			35				35
Other Ballfields		46	5	4		2	57
Football Fields			5				5
Basketball Courts		12	1	2	2		17
Golf Courses (holes)		108	36	63			207
Running Tracks							
Tennis Courts		6	20	8			34
Toboggan Runs		5				2	7
Sledding Hills	4	9	1	1			15
Ski Tows							
Artificial Ice Rinks						1	1
Natural Ice Rinks		5	3	3		1	12
Snowmobile Trail (mi)							0
X-Country Trail (mi)	39.0	79.2	6.0	21.0	2.0	7.5	155
Nature Trail (mi)	11.0	21.4	17.5	23.0		7.4	80
Horseback Trail (mi)	68.0	10.0	6.0				84
ORV Trail (mi)							
Handicap Trail (mi)		0.2		0.5			1
Hiking Trail (mi)	53.5	29.8	12.0	23.0		0.3	119
Fitness Trail (mi)		4.0		10.0		1.2	15
Bicycle Trail (mi)	4.0	29.3	9.0	0.5			43
Campsites-Modern	662			324			986
Campsites-Primitive	233			178			411
Group Campsites	17	75		334			426

(con't.)

Table 9 (con't.)  
Recreation Facilities by Agency

Inventory	State Parks	HCHA	Wayne County	Oakland County	Macomb County	Washtenaw County	Total
Swimming Pools		4		2			6
Great Lake Front (ft)		22,500	3,500		60		26,060
Waterfrontage (ft)	527,070	335,960	199,180	3,000	4,000	66,800	
Swimming Area (sq ft)	1,005,000	1,150,000		139,000		87,000	
Shore Fishing (ft)	463,935	148,200	28,500	6,500	4,000	5,100	
Fishing Piers (ft)		150	600	180			
Boat Launches (ramps)	30	41	4	3			
(parking)	468	660	150	240			1,518
Marinas (slips)		510					510
Livery Boats		115		32		10	157
Livery Canoes		184		18		2	204
Nature Study Areas		7	1	1		6	15
Nature Study Bldgs.		4		1		1	6
Picnic Areas (tables)	2,145	3,745	550	1,903	140	476	8,959
Zoos							0
Playgrounds		38		7		5	50
Amphitheaters			1				1
Hunting Lands (acres)	40,434.9						40,434.9
ORV Areas (acres)	50.0						50.0
Snowmobile Areas (acres)	31,925.0			152.0			32,077.0

WHERE WE WERE TEN YEARS AGO

The extent of recreation lands, facilities, and programs that we offer has grown substantially in the last 10 years (see Table 10). The number of parks has grown from 46 to 56, total acreage from about 71,000 to about 78,000, full-time staff from 313 to 400, and part-time staff from under 1000 to over 1500. Total operating budget has increased from \$11.5 million to \$30.6 million; some of this increase is of course due to inflation.

The Washtenaw County Parks and Recreation system has experienced the greatest percentage growth, with its parks increasing in number from five to 11, acreage almost quadrupling, and full-time staffing growing from two to 23.

The HCMA and Oakland County operations have also shown substantial growth, though percentage increases are not as great as for Washtenaw County, which was much smaller than the other two in 1976.

The Wayne County Park System virtually shut down in 1980, so it shows dramatic "growth" since then. However, budget and staffing are still far below peak levels of the 1950's and 60's.

The scope of the State Park operation in the five counties has remained fairly stable; the same is true for the Macomb County Parks system.

Table 10  
Agency Growth, 1976-1986

	No. of Parks		Total Acreage		Operating Budget (millions of \$)		Staff (full/part time)	
	1976	1986	1976	1986	1976	1986	1976	1986
State Parks	13	13	45,390	46,092	2.1	2.6	58/142	44/ 167
HCMA	10	14	18,775	23,255	7.4	17.0	193/588	194/ 786
Wayne Co.	8	7	4,200	4,200	0.0 <sup>a</sup>	3.6	3/ 19 <sup>a</sup>	52/ 56
Oakland Co.	8	9	2,559	3,776	1.8	5.8	49/149	79/ 391
Macomb Co.	2	2	138	138	0.1	0.5	8/ 50	8/ 80
Washtenaw Co.	5	11	223	880	0.1	1.1	2/ 25	23/ 30
<b>Total</b>	<b>46</b>	<b>56</b>	<b>71,285</b>	<b>78,341</b>	<b>11.5</b>	<b>30.6</b>	<b>313/973</b>	<b>400/1510</b>

<sup>a</sup>1980 data

### TRENDS IN USE OF OUR PARKS

In general, SPARCS agencies see an upward trend in use of their lands and facilities. Cross-country skiing stands out as a rising activity. Following are comments made by each agency about use trends.

- State Parks      Cross-country skiing is increasing in popularity while snowmobiling is decreasing. Outdoor center use by school groups is decreasing in popularity, while frontier and trail side cabin use is gaining in popularity by families and small groups. Wind surfers, jet skis, and fishing are gaining in popularity on public waters. Interpretive facilities are being closed due to lack of operating funds. Shelter rental by group picnics is becoming more popular. All-Terrain Vehicles (ATV's) are creating tremendous illegal use pressure on State Recreation Areas. Bicycling in Parks is increasing in popularity.
- HCMA              We have experienced an increase in use of our picnic areas by large groups; i.e., office picnics, retirement parties, large family reunions, etc. Other increases have been in golf course use, even with more facilities available in Southeast Michigan. Our most dramatic increase has been in winter sports activity, in particular cross-country skiing.
- Wayne Co.        In 1980 the Wayne County Park System was closed down due to lack of operational funds. Prior to that time the System was neglected and suffered extreme vandalism and deterioration. In 1984, this Department was restructured as part of the reorganization of Wayne County Government under the Home Rule Charter. A professional Director was recruited and a budget established. We began the reclamation process by implementing a maintenance program and developing a capital improvement plan for the future.
- Oakland Co.      We have seen an increase in four major areas: 1) Golf course participation is up immensely over these years with an increase in league play, general play, and demand by senior citizens for off-hours; 2) Camping has increased at both of our campground areas. This is due to an increase in the number of campsites available, planned activities, and security in our parks. This information is relayed to us by recent surveys; 3) Cross-country skiing at Independence Oaks during the winter months has increased dramatically. Another park, Addison Oaks, will offer cross-country skiing for the 1987 season; 4) Swimming and picnicking has increased at all of our facilities, and is still the #1 reason why county parks are valuable, especially on the weekends.

Macomb Co. Level of use at the main park is up each year. Use of building and festivals is the main reason. Use of our second park has remained unchanged.

Washtenaw Co. There has been a steadily increasing general public demand for additional recreational lands, facilities and program opportunities. The agency has and will continue to closely monitor this situation to determine how best to respond to these needs at the County level within available resources. With the opening of four major parks over the past five years, the costs of maintenance and operations have gone up. Staff for recreation programming has grown, accomodating higher levels of participation. On the average, however, participation fees pay only 71 percent of the total cost of providing such programs. The major challenge facing the agency will be to maintain the quality of existing programs within anticipated staff and financial resources.

Detroit Use of Detroit's recreation land, facilities, and programs has not changed dramatically in the last five years, with the exception of the heavy regional use of the city's new riverfront parks; Chene Park's performing arts amphitheater and Riverside Park's boat launch and fishing facilities have proved very popular.

## OUR PLANS FOR THE FUTURE

All six agencies intend to expand, over the next five years, the recreation opportunities they offer. Below are some overall comments by each agency. A later section presents specific data on land and facility expansion plans.

- State Parks      The State Park Program is preparing a major initiative to "rebuild our State Parks" with the Governor's and Director's support to include restoration and involvement in economic development and tourism.
- HCMA              As the Authority for the last 10-15 years has been involved in a land acquisition program; we are now involved in developing these park sites and expect to concentrate our efforts for the next five years in these directions.
- Wayne Co.        During the next five years we hope to establish a secure funding base, implement a capital improvement program, and develop a county-wide recreation master plan.
- Oakland Co.      Major capital improvements are scheduled for most of the County's parks, including such improvements as beach development at Orion Oaks, and campground improvements at Addison Oaks, Orion Oaks, Groveland Oaks and Independence Oaks.
- Macomb Co.       Major action will be development of camping and day use park. Consideration is also being given to development of winter sports facilities at main park.
- Washtenaw Co.   The county will construct a new recreation center with pool, gymnasium, indoor track, and exercise facility.
- Detroit           The city will further develop its linked riverfront parks including a transient marina at the new St. Aubin Park, Great Lakes historical interpretation at Mt. Elliott Park, and the riverfront bike path linking the parks. The city will also begin development of a winter sports complex at Rouge Park.



## FUTURE DEVELOPMENT

All six county, regional, and state agencies plan to add recreation facilities to their parks over the next five years. Table 11 describes those plans. HCMA has the most ambitious development plans.

Only one new site is to be developed: Macomb County plans to develop a 102-acre site in Armada Township. HCMA expects to add 54 holes of golf as well as basketball and tennis courts. Both HCMA and Oakland County plan winter sports development, including toboggan runs and ice rinks. Most of the trail development will be HCMA's. State Parks plans to add 420 modern campsites, Macomb County 200, and Oakland County 50 (plus group camping).

Macomb and Oakland counties have major beach development plans; Oakland, Macomb and Washtenaw counties, as well as State Parks and HCMA, plan fishing and boating improvements.

HCMA plans to expand nature study areas. All except State Parks plan to expand picnicking opportunity.

Table 11  
New Recreation Facilities Planned Over Next Five Years

Inventory Items	State Parks	HOMA	Wayne County	Oakland County	Macomb County	Washtenaw County	Total
Number of Sites					1		1
Total Acres					102		102
Sites with Restrooms				2	1		3
Sites with Concessions				1			1
Sites Open to Nonres.					1		1
Sites with Fees				1			1
<b>INDOOR FACILITIES</b>							
Recreation Centers						1	1
Senior Centers							0
Indoor Ice Rinks							0
Swimming Pools						1	1
Gymnasiums						1	1
Basketball Courts							0
Tennis Courts							0
Wall Courts							0
<b>OUTDOOR FACILITIES</b>							
Soccer Fields							0
Reg. Ballfields							0
Other Ballfields				1			1
Football Fields							0
Basketball Courts		8					8
Golf Courses (holes)		54					54
Running Tracks							0
Tennis Courts		6					6
Toboggan Runs				2			2
Sledding Hills		1					1
Ski Tows							0
Artificial Ice Rinks							0
Natural Ice Rinks		2	2	2			6
Snowmobile Trail (mi)							0.0
X-Country Trail (mi)			5.0	1.0			6.0
Nature Trail (mi)		4.0		1.0		1.3	6.3
Horseback Trail (mi)			12.0				12.0
ORV Trail (mi)							0.0
Handicap Trail (mi)				1.0			1.0
Hiking Trail (mi)	6.5	18.0		1.0	2.0	1.3	28.8
Fitness Trail (mi)							0.0
Bicycle Trail (mi)		17.0	7.0				24.0
Campsites-Modern	421			50	220		691
Campsites-Primitive							0
Group Campsites				2			2

(con't.)

Table 11 (con't.)  
New Recreation Facilities Planned Over Next Five Years

Inventory Items	State Parks	HOMA	Wayne County	Oakland County	Macomb County	Washtenaw County	Total
Swimming Pools							0
Great Lake Front. (ft)			1050				1,050
Waterfrontage (ft)					300		300
Swimming Area (sq ft)				15000	3000		18,000
Shore Fishing (ft)				400	300	400	1,100
Fishing Piers (ft)		300				100	400
Boat Launches (ramps)		10					10
(parking)	25	140					165
Marinas (slips)			25				25
Livery Boats		15		10	6		31
Livery Canoes				10			10
Nature Study Areas		2					2
Nature Study Bldgs.		2					2
Picnic Areas (tables)		460	500	50	20	130	1,160
Zoos							0
Playgrounds		3	1	2			6
Amphitheaters			1	1			2
Hunting Lands (acres)							0
ORV Areas (acres)							0
Snowmobile Areas (acres)							0