

PHASE I

JAIL OVERCROWDING/PRE-TRIAL DETAINEE
PROJECT

OAKLAND COUNTY, MICHIGAN

R-OCDOC
HV
9473
.M5
02
1980

EXECUTIVE SUMMARY

**OAKLAND COUNTY
GOVERNMENTAL REFERENCE LIBRARY
1200 NORTH TELEGRAPH ROAD
PONTIAC MICHIGAN 48053**

The Jail Study Subcommittee was convened on May 29, 1980 to deal affirmatively with the overcrowding problem in the Oakland County jail. The first objective of the subcommittee was to explore all possible ways of solving the overcrowding problem short of building additional facilities. A secondary objective was to identify types of inmates by charges and number of jail days used so that any additional facilities found to be required will represent the most cost effective building solution.

In October 1980 the Subcommittee voted to apply for participation in a 90% federally funded grant project entitled Jail Overcrowding/Pre-Trial Detainee Project through the American Justice Institute in Sacramento, California. Oakland County was accepted as a site participant along with several other jurisdictions in the United States for a one (1) year period effective November 1, 1980 to November 1, 1981.

A major portion of the grant project involved a data collection and analysis project to collect demographic and case disposition information on a statistically significant sample of inmates incarcerated in the Oakland County jail during 1980. This information would then be utilized by the Jail Study Subcommittee to identify target populations, develop effective recommendations for dealing with the overcrowding problem and provide a basis from which to make cost effective building decisions should that become necessary.

At the conclusion of the grant project a report is required to be submitted to the American Justice Institute detailing the findings and results of the data collection and analysis project, recommendations of the Jail Study Subcommittee and a work plan for implementing and monitoring the effect all recommendations have on reducing the jail inmate population.

**OAKLAND COUNTY RESEARCH LIBRARY
1200 N. TELEGRAPH ROAD DEPT. 403
PONTIAC, MICHIGAN 48053**

**REFERENCE BOOK
FOR ROOM USE ONLY**

Based on all findings of the Subcommittee, including the consent judgment recently entered into by parties to the U.S. District Court lawsuit regarding the jail, the Jail Study Subcommittee submits the following recommendations to (1) reduce the number of inmates incarcerated in the Oakland County jail and (2) accelerate the pace at which incarcerated inmates are now processed through the criminal justice system.

**OAKLAND COUNTY
GOVERNMENTAL
REFERENCE LIBRARY**

REDUCE JAIL INMATE POPULATION

- * Develop the requirements for a non-jail booking and detoxification center for drinking/driving and other substance abuse related cases.
- * Determine the legality of the use of credit cards and guaranteed checks as payment for interim bond.
- * Review bonds of inmates incarcerated at the jail which have not been met to determine an acceptable alternative payment if possible.
- * Monitor in-jail mental health cases and those inmates awaiting examination at the Forensic Center to ensure timely transfer to appropriate facilities and timely completion of psychiatric exams.
- * Encourage maximum use of the work release and trusty camp facilities as an alternative to incarceration at the main jail.
- * Draft and implement an administrative jail rule limiting half way house Michigan Department of Corrections cases to 48 hours in the Oakland County jail before transfer to State facilities.
- * Reduce the average time spent by an inmate in the Oakland County jail between sentencing and transfer to State or other sentenced facility from the current average of three (3) days to two (2) days.
- * Continue to encourage greater use of appearance tickets by local police departments for misdemeanor offenses.

- * Encourage the use of community service where possible as a sentencing alternative to incarceration.

IMPROVE EFFICIENCY OF THE CRIMINAL JUSTICE SYSTEM

- * Develop, implement and monitor a jail population management information system that provides for monitoring every inmate and disposition of every case through the criminal justice system.
- * Identify delay elements in the criminal justice processing system and bring these delays to the attention of concerned parties on a daily basis.
- * Increase the priority of processing in-jail cases through the criminal justice system as opposed to those cases on bond.
- * Reduce the time between District Court bind over and Circuit Court arraignment from the present average of 18.6 calendar days.
- * Encourage the judiciary to be as firm as possible in granting adjournments.
- * Develop an enhancement to the current Circuit Court computer report that will identify those inmates approaching the 180 day limit for trial scheduling in Circuit Court.
- * Interface present and future jail study and jail population data with CLEMIS (Court and Law Enforcement Management Information System) data now on computer file.
- * Provide continued staff support in the form of one (1) full time position to coordinate the activities of related criminal justice system participants such that recommendations of the Jail Study Subcommittee are implemented and monitored for their effect on jail overcrowding and such that provisions of the consent judgment are implemented and adhered to within time frameworks specified in the consent agreement.
- * Continue to maintain a forum based on the design and composition of the current Jail Study Subcommittee, to promote communication and cooperation among participants in the criminal justice system and to develop solutions to problems on an ongoing basis.

This report is submitted to fulfill grant requirements, as described earlier, for the Jail Overcrowding/Pre-Trial Detainee Project. The findings and recommendations contained herein are only those discussed and approved by the Jail Study Subcommittee to date and therefore do not preclude the development of any findings and recommendations to deal affirmatively with jail overcrowding and related problems that may occur in the future.

PHASE I OF THE JAIL OVERCROWDING/
PRE-TRIAL DETAINEE PROJECT

TABLE OF CONTENTS

<u>PAGE</u>	
1	Introduction
7	Members of the Jail Study Subcommittee and Other Participants in the Jail Overcrowding/Pre-Trial Detainee Project
9	The Oakland County Jail and Related Corrections Facilities
11	Diagram of the Jail Facility
14	Map Showing Location of Sheriff's Department Facilities
15	Description of Universe and Selection of Sample
17	Methodology
23	Suggestions for an Oakland County Jail Population Monitoring System
27	Sources of Jail Population
32	Hypotheses, Findings, Conclusions and Recommendations
33	Recommendations Implemented to Date
36	Recommendations Yet to be Implemented
47	Future Work Plan

EXHIBITS

A	Flowchart of Oakland County Circuit Court and District Court Criminal Case Processing
B.	Data - Jail Population

C.

Data Collection Instruments

1. Demographic Profile
2. Misdemeanor Profile
3. Felony Profile

Coding Sheets

4. Miscellaneous
6. Demographic
8. Residence of Inmates
10. County of Residence
11. Arresting Authorities
14. Judges and Courts
17. Charges
27. Bond Types
28. Events
30. Defense Actions
32. Prosecutor's Actions
33. Court Actions (Non-Sentencing)
36. Sentences
39. Reasons for Release from Jail
41. Destination of T.O.T. ("Turn Over To")

D.

Data - All Charges

1. Type of Cases in Sample
2. Type of Case x Average Number Jail Days
3. Type of Case x Number Jail Day x Percent of Jail Days x Projected Annual Jail Days
4. Type of Case x Number Cases x Number Inmates x Total & Average Jail Days
5. County of Residence x Type of Case x Number Jail Days
6. Residence x Type of Case x Number & Percent of Jail Days
10. Residence x Type of Case x Number Cases
14. Arresting Agency x Type of Case x Number Jail Days
17. Arresting Agency x Type of Case x Number Cases
22. Court x Type of Case x Number Jail Days
23. Court x Type of Case x Number Cases
24. Type of Case x Number Cases x Race x Sex
25. Residence x Type of Case x Race x Number Jail Days

E.

Data - Felony Cases

1. Type of Charges x Sex of Inmate
2. Type of Charges x Race of Inmate
3. Number Cases x Court x County of Residence x Race x Sex
4. Frequency Distribution of Felony Cases by Calendar Days Between Booking and Arraignment

5. Frequency Distribution of Felony Cases by Working Days Between Booking and Arraignment
6. Time Between District Court Bind-Over and Circuit Court Arraignment by District Court x Calendar Days and Working Days
7. Frequency Distribution of Felony Cases by Calendar Days Between Verdict or Plea and Sentencing
9. Frequency Distribution of Felony Cases by Working Days Between Verdict or Plea and Sentencing.
11. Felony Charges x Number Cases and Number Jail Days
14. Frequency Distribution of Felony Cases by Number Jail Days per Case
18. Frequency Distribution of Felony Cases by Age of Defendant at Booking.
20. Felony Charges x Sex of Inmate
24. Felony Charges x Race of Inmate

F.

Data - Misdemeanor Cases

- .1 Type of Misdemeanor Charge x Number of Cases and Jail Days
- .2 Number Misdemeanor Cases x Sex and Race of Inmate
- .3 Misdemeanor Charges x Number Cases and Number Jail Days

G.

Data - Friend of Court Cases

- .1 By Number Cases
By Number Jail Days
By Inmate Age at Booking
By Calendar Days Between Booking and Sentencing
By Method of Reaching Decision
By Arresting Agency
By Sex and Race of Inmate

H.

Data - Parole Violation Cases

- .1 By Number Cases
By Disposition of Case
By Number Jail Days
By Inmate Age at Booking
By County of Residence
By Race and Sex of Inmate
By Residence of Inmate

- I. Data - Hold for and T.O.T. Cases
 - 1 By Number Cases
 - By Number Jail Days
 - By Inmate Age at Booking
 - By Race and Sex of Inmate
 - By Jurisdiction Held for and Turned Over to

- J. Data - Weekend Arraignment

- K. Data - Circuit Court Probation Caseload

- L. U.S. District Court Consent Judgment

JAIL POPULATION MANAGEMENT PLAN

INTRODUCTION

Jail overcrowding is a chronic problem experienced by many government jurisdictions in the United States today. The County News, a monthly publication of the National Association of Counties (NACO), recently published an article in which jail overcrowding was identified as "a problem that has reached crisis proportions in most urban counties" (June 15, 1981 issue). Factors cited include an increasing crime rate, more crimes being committed of a serious nature, new determinant sentence laws and stiffer sentences.

Overcrowding in the Oakland County jail was first documented in 1975, three years after opening of the new facility, when daily average inmate population figures showed that the inmate population regularly exceeded capacity of the jail. At the same time, the County has, like most local units of government, been held accountable for implementing a continually changing array of Federal and State statutes and administrative rules regulating the physical design, space allocation, operation and programming of its jail. The rapidity and degree to which statutes and administrative rules have changed can be illustrated by the Oakland County jail itself. The current jail, a multi-million dollar maximum security facility, constructed in 1972, was deemed obsolete by some in the corrections field a few short months after its opening.

Population figures for the jail continued to rise annually and subsequently a lawsuit was filed against the County in March 1978 in U.S. District Court, Detroit, Michigan, charging that the jail, because of overcrowded conditions, design and lack of now mandated inmate programming, violates the constitutional rights of inmates incarcerated therein. Jail overcrowding in Oakland County has proven to be a vexing, complex problem that will not easily go away.

In July 1975, the Oakland County Sheriff's Department presented a report to the Public Services Committee of the Board of Commissioners utilizing daily average inmate population figures to detail the overcrowding problem. In response, the County Executive directed his staff to investigate conditions at the jail, outline a procedure for identifying the type of prisoner facilities needed in the future and to consider both short and long term needs.

Based on this study, both the Sheriff's Department and the Michigan Department of Corrections concluded at the time that, although overcrowding had not yet reached crisis proportions, the situation was serious enough to require immediate attention. Several recommendations were then implemented to alleviate overcrowding in the short run, for example, a reduction in the number of federal prisoners held and greater use of the Trusty Camp, while several long term alternatives were proposed for consideration. It was recognized that intelligent decisions could not be made between alternatives without first having more information on present and expected makeup of the jail population. No systematic mechanism existed at the time, however, to collect this information.

Overcrowding among the female inmate population in particular continued to worsen. In 1978 joint meetings between the County Executive Administration and Sheriff's Department resulted in a proposal to utilize a portion of the Southfield city lockup to house female county inmates. The Southfield Annex became operational in 1980 with a capacity to house 16 female County prisoners.

The meetings pointed out several problem areas relative to the jail in addition to overcrowding. It was found that no accurate count was kept as to types of prisoners incarcerated, number of jail beds and days designated by types of charges, nor demographic data on each prisoner. In short, a jail management information system did not exist. It was also recognized at the time that capital improvements to the jail were needed, especially to provide for recreation, improved lighting, and improved communication systems.

Meanwhile, in March, 1978, the class action lawsuit was filed in U.S. District Court of Eastern Michigan Southern Division on behalf of those inmates presently incarcerated or those to be incarcerated in the Oakland County jail. The suit, Anthony Yokley, Et.Al. Vs. County of Oakland, Et. Al., Civil Action No: 78-70625, alleges that inmates housed in the jail have been subjected to inhumane treatment and cruel and unusual punishment thereby depriving them of their constitutional rights. Allegations made in the suit include:

The jail is overcrowded to the point that many inmates are required to sleep on bare concrete floors. The average daily population is 500 to 550. The maximum inmate population has a capacity of 484 persons.

The second floor of the jail is not properly ventilated and has no air conditioning. Temperatures vary from extremely hot to very cold. Air quality is poor as dust permeates the air which produces allergic reactions from many inmates.

The floor plan is poor, making verbal contact with the guards very difficult.

In response to the continuing overcrowding problem and the lawsuit against the jail, the Jail Study Subcommittee was convened on May 29, 1980. Established as a subcommittee of the Public Services Committee of the Oakland County Board of Commissioners, the stated purpose of the subcommittee was "to provide direction to affirmatively deal with the problems at the jail and make a report of their findings to the full Board of Commissioners." (Minutes of the Jail Study Subcommittee, May 29, 1980).

Because the cost of new high security jail construction is now estimated to be between \$50,000 to \$75,000 per cell, the first objective of the subcommittee was to explore all possible ways of solving the overcrowding problem short of building additional facilities. A secondary objective was to identify various types of inmates by charges so that any additional facilities found to be required will represent the most cost effective building solution. Finally, the subcommittee decided early on to begin implementing methods to reduce the jail population as they came to light rather than wait for an ultimate conclusion to the project.

Membership on the subcommittee originally was comprised of representatives from the County Executive, Sheriff, Prosecutor, Probation Department, Circuit Court and the Board of Commissioners. Later, membership was expanded to include representatives from local police departments, the District Court and the City of Pontiac. Staff assistance was provided by the Justice Programs Division and the Program Evaluation Unit under the County Executive. A final list of all participants follows this introduction.

A work plan was developed for the subcommittee by Vicki Adelson, Justice Programs Division, and presented to the membership for revision and approval. The subcommittee began a regular schedule of bimonthly meetings, with specific tasks delegated to members as per the approved work plan.

After several meetings, the Justice Programs Division learned of Phase I of the Jail Overcrowding/Pre-Trial Detainee project through a mailing from the Law Enforcement Assistance Administration. Subcommittee members voted unanimously in October, 1980 to apply for participation. Oakland County was accepted along with seven other jurisdictions applying at approximately the same time. Vicki Adelson and Judge O'Brien, Joan Young, William Spinelli and Carl Matheny, members of the Jail Study Subcommittee, attended a cluster conference held September 30 through October 3, 1980 in Portland, Oregon to establish the work plan and grant. A contract was prepared, approved and entered into with the American Justice Institute (A.J.I.) Sacramento, California effective November 20, 1980. The grant was for a total amount of \$30,989, ninety percent (90%) or \$27,890 in federal funds with a ten percent (10%) or \$3,099 match from the County. The grant was for a period of one (1) year. A major portion of the grant project involved a data collection and analysis effort to collect demographic and case disposition information on a statistically significant sample of inmates incarcerated during 1980 to determine the current makeup of the jail population. This information would then be used to identify target populations and develop recommendations for dealing with the jail overcrowding problem.

Technical assistance was provided by A.J.I. throughout the year. Walt Busher made several on-site visits to the County during this time and Jerry Bush provided data processing assistance by phone. In addition, Sheriff Spreen, Lt. Barry Eriksen (Corrective Services), Jim Rhodes (Manager, Criminal Justice Programs Division) and John Witherup (Program Evaluation Unit) attended a five day training seminar March 1-5, 1981 sponsored by the National Institute of Corrections in Boulder, Colorado and dealing with jail overcrowding.

The Jail Study Subcommittee continued to meet bimonthly until October, 1981 at which time a smaller working group of the subcommittee met to finalize recommendations for this report.

Meanwhile, in October, 1981 as well, a consent judgment to the pending lawsuit was entered into by parties to the suit. The consent agreement is before the Board of Commissioner's, through several of its committees, at this writing and is scheduled to be signed December 3, 1981. According to provisions of the consent judgment the County has ninety (90) days from the date the agreement is signed to implement all administrative rules; six (6) months from the date of signing to reduce the jail population to a maximum of 450 inmates in the cell block, trusty dorm and women's sections of the jail, and further, to reduce population in the receiving area to no more than 51 inmates during daytime hours and no more than 20 inmates during sleeping hours (midnight to 6 a.m.); and finally one (1) year in which to complete all designated construction projects. Other provisions of the consent agreement address inmate programs for exercise, recreation, contact visitation, medical treatment, and provide for hiring (37) thirty-seven additional personnel. (A complete copy of the consent judgment is included in the appendix of this report.)

This report is submitted in fulfillment of grant requirements for Phase I of the Jail Overcrowding/Pre-Trial Detainee Project through the American Justice

Institute. Contained herein is a description of the jail and satellite corrections facilities operated by the Sheriff's Department, with a diagram depicting the physical dimensions of the jail and a map showing the location of all Sheriff's Department facilities; a description of the data collection and analysis design; a summary of the findings of the data analysis portion of the project; findings, conclusions and recommendations developed by the subcommittee to alleviate the jail overcrowding problem; and finally an action plan for implementing each recommendation in a time specific and for monitoring the impact each recommendation has on the overcrowding problem, all in compliance with the consent judgment and time frames specified. An Appendix contains pertinent reference material. In total, this report is a compilation of the collective work of Jail Study Subcommittee members and staff participants to date.

November 17, 1981

MEMBERS OF THE
JAIL STUDY SUBCOMMITTEE

<u>NAME</u>	<u>TITLE</u>	<u>REPRESENTING</u>
Hubert Price, Jr.	Chairman, Jail Study Subcommittee	Oakland County Board of Commissioners
Robert Gorsline	Commissioner (through December, 1980)	Oakland County Board of Commissioners
Walter Moore	Commissioner	Oakland County Board of Commissioners
William Spinelli	Executive Officer-Operations	County Executive
Russell Martin	Federal & State Aid Coordinator	County Executive
Carl Matheny	Captain	Oakland County Sheriff's Department
Honorable John N. O'Brien	Chief Judge	Circuit Court
Joan Young	Deputy Court Administrator	Circuit Court Administration
Michael Izzo	Chief-Warrants Division	Prosecutor's Office
John Whetstone	Chief Probation Officer	Circuit Court Probation
John Jones	Chief Probation Officer	52nd District Court Probation
Frank Huelsenbeck	Chief of Police-Oxford	Inter-Lakes Chiefs of Police
James Stewart	Director of Public Safety-City of Huntington Woods	South Oakland County Chiefs of Police
Honorable Michael Batchick	District Court Judge	District Court Judges Association
Donald Geary	Commissioner (as of Jan., 1981)	Oakland County Board of Commissioners
Sherwin Birnkrant	Attorney	City of Pontiac, Michigan

STAFF

Vicki Adelson	Criminal Justice Grants and Planning Technician (Through April, 1981)	Justice Programs Division County Executive
Debbie Culver	Criminal Justice Grants and Planning Technician (as of May, 1981 replaced Vicki Adelson)	Justice Programs Division County Executive
John Witherup	Program Evaluation Officer	Program Evaluation Unit County Executive Administration

INTERNS

Thomas Lasky
Robert Tess
Eugene Jones
William Laidlaw
Joseph Wrobel
Matthew Bade
Ann Webster
Robin Patterson

THE JAIL AND RELATED CORRECTIONS FACILITIES

The present Oakland County jail, a maximum security facility, was constructed and became operational in 1972. The facility is located in the Oakland County Service Center, 1200 North Telegraph Road, Pontiac and houses central administrative and jail operations for the Oakland County Sheriff's Department. Total capacity of the facility at the time of construction and presently is rated at 484 inmates, male population comprising 438 of the total and female population 46 of the total. At the time of construction it was thought the new jail would accommodate years of prisoner population growth.

Following is a list of average daily inmate population figures by year from 1972 to the present:

	<u>Average Daily Population</u>	<u>High/Low Count</u>
1972	287	411/242
1973	400	543/246
1974	483	605/386
1975	527	613/447
1976	546	Not Available
1977	524	607/462
1978	548	631/468
1979	561	648/475
1980	647	712/596

While these figures are but a small illustration of the nature and extent of the jail overcrowding problem they clearly show the jail population capacity was exceeded within three years of construction and opening of the facility.

In addition to the main jail the Sheriff's Department operates three satellite facilities that house inmates and provide alternatives to maximum security programming at the County Jail.

The Trusty Camp, located at 1690 Brown Road, Pontiac and operational since February, 1970, is a minimum security camp with a capacity for housing 50 inmates. The facility provides for the placement of sentenced, non-violent offenders and emphasizes work and program activities. An inmate must be sentenced and not be a parole violator to be considered for placement at the Trusty

Camp. Placement at the Camp is voluntary, however once an inmate accepts this assignment he cannot refuse to work. Should this occur the inmate is sent back to the main jail.

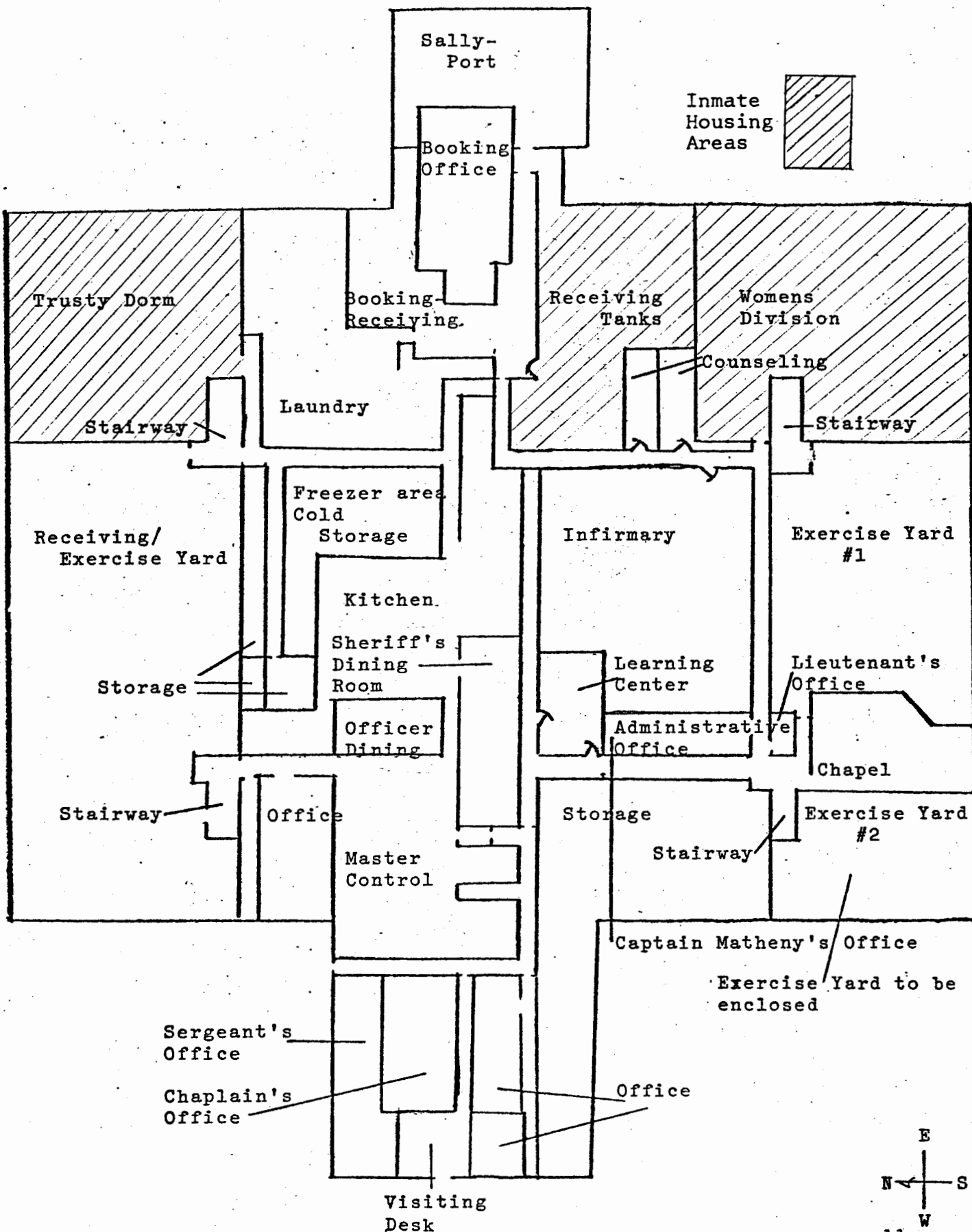
The Work Release Program is housed in a renovated County school building at 1075 North Telegraph Road, Pontiac with a capacity for 56 inmates. Work release, a sentencing option, has been used in Oakland County for a number of years. Work release commitments, formerly admitted and released through the main jail on a daily basis, represented a serious security problem, as well as substantial work due to processing multiple releases and admissions. In 1980, the current work release facility was opened separate from the jail with minimal security requirements. Employment is verified periodically for all residents and inmates pay \$42.00 per week to the County to offset operating costs of the program. To qualify for placement inmates must have verifiable employment and must be sentenced to the program by the court.

The Southfield Annex, located approximately 18 miles from the main jail has a capacity for housing 20 female County inmates and provides for overnight lockup for 16 new arrests. In 1980 the city of Southfield contracted with the Sheriff's Department to provide manpower and management for the city's lockup in exchange for space to house inmates. The Southfield Annex is an alternative placement for female offenders that allows single cell placement, less secure operations and more individualized treatment for long term County inmates.

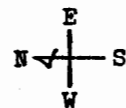
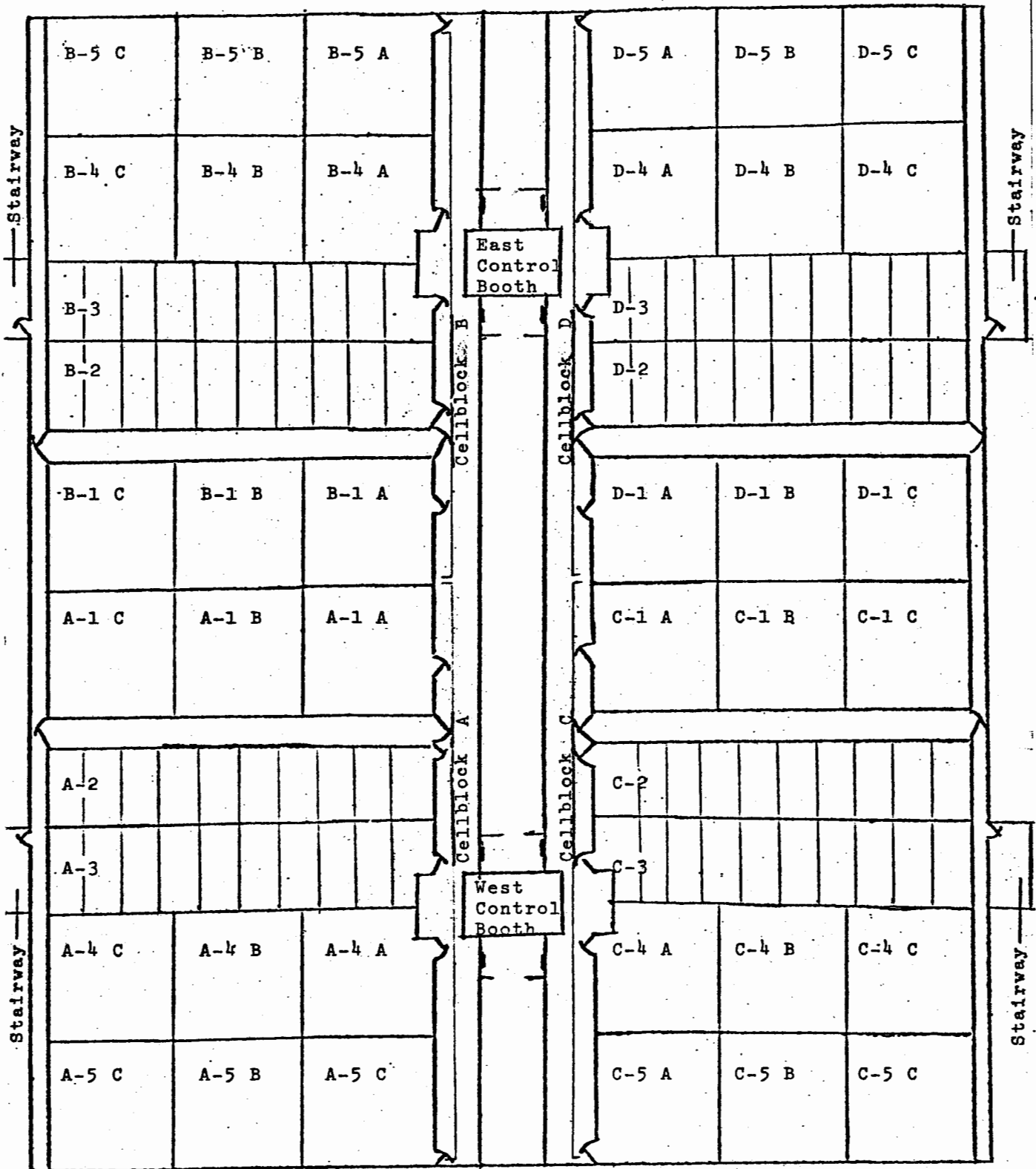
On the following pages is a diagram of the main jail depicting types of inmates housed and capacity figures in each area and a map showing the location of all corrections facilities and programs currently operated by the Oakland County Sheriff's Department.

OAKLAND COUNTY JAIL

FIRST FLOOR



SECOND FLOOR



OAKLAND COUNTY JAIL

SECOND FLOOR

CELLBLOCKS A B C D - Present Capacity 92 each.

Sections 1, 4, and 5 consist of three 8-man cells each.
Sections 2 and 3, each consist of 10 single cells.

TYPES OF INMATES HOUSED IN EACH CELLBLOCK AREA

CELLBLOCK A

- A-1 High Bonds, Past Prison History.
- A-2 Administrative Segregation (Assignment by Board Decision Only).
- A-3 Homosexuals, Protection on Crimes Involving Children.
- A-4 Parole Violators, Low Bond Felonies (25,000 or Less).
- A-5 Parole Violators, Low Bond Felonies (25,000 or Less).

CELLBLOCK B

- B-1 A SPSM Sentences, Back on Writs.
- B-1 B,C Writs, High Bond, Past Prison History.
- B-2 Assaultive Inmates, Escape Risks.
- B-3 Assaultive Inmates, Escape Risks.
- B-4 Writs, Appeals, High Bonds, Past Prison History.
- B-5 A Honor Block (Inmates Approved by Supervisors).
- B-5 B,C High Bonds, Past Prison History.

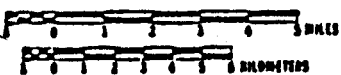
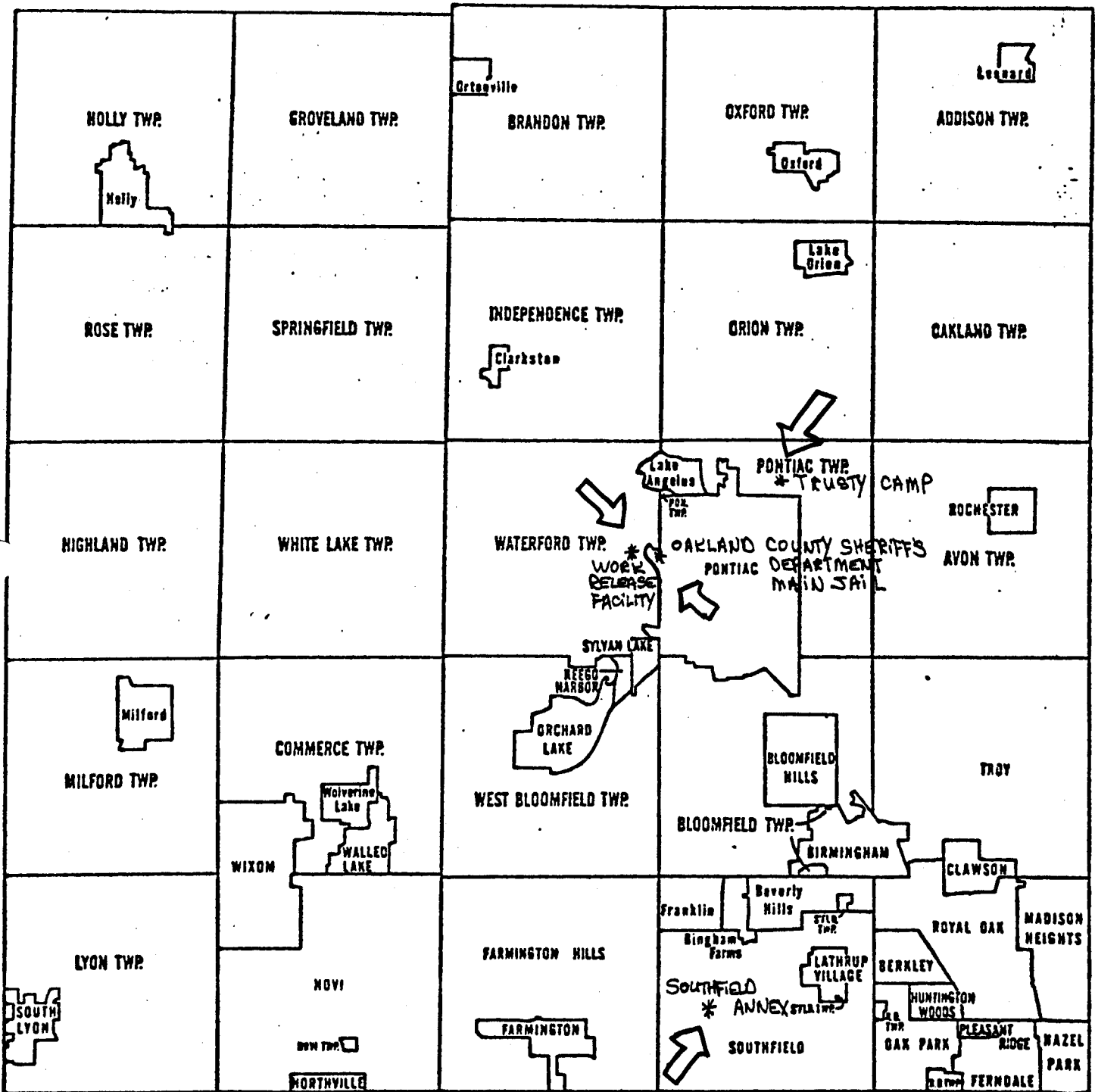
CELLBLOCK C

- C-1 Low Bonds, Short Sentences.
- C-2 Inmates Segregated From General Population Via Behavior, Age, etc.
- C-3 Inmates Segregated From General Population Via Behavior, Age, etc.
- C-4 Misdemeanors, School Program, Counseling Program.
- C-5 Misdemeanors, School and Counseling Programs.

CELLBLOCK D

- D-1 A,B Alcohol Abuse Program Inmates.
- D-1 C Low Bonds, Short Sentences.
- D-2 Mentally Disturbed Inmates Unable to be Placed in General Population.
- D-3 Mentally Disturbed Inmates Unable to be Placed in General Population.
- D-4 Quarantine Block (New Inmates to be Screened).
- D-5 A Suicidal Inmates.
- D-5 B Mental Health History and Counseling Needed.
- D-5 C Honor Block (Inmates Approved by Supervisor).

OAKLAND COUNTY MICHIGAN



 CITY
 Village
 MAY 1979

DESCRIPTION OF UNIVERSE AND
SELECTION OF SAMPLE

In consultation with Jerry Bush of the American Justice Institute, it was decided to select a sample of all inmates booked into the Oakland County jail during one calendar year. The year 1980 was chosen because it was recent, yet would allow for most cases to have reached a conclusion by the time the information was gathered.

A computer run of all 1980 bookings revealed the following population:

14,447 Inmates had been booked

24,555 Charges had been booked

36% were felonies

64% were misdemeanors

58% were first booked in 1980

42% had also been booked in a prior year

87% were male

13% were female (14 were coded sex unknown)

73% were white

27% were black (42 were coded other)

Inmates were booked on an average of 1.7 charges,

An average of 39.47 inmates were booked every 24 hours.

Based on material from Mr. Bush, a sample of 600 would yield a 95% confidence level with $\pm 4\%$ reliability. Due to the fact that other organizations undertaking similar jail population studies had reported difficulty in locating all cases, a $\pm 5\%$ sample reliability was chosen as our goal. With 14,447 cases to select from in 1980, the sample number selected would be 722.

The sample was selected on the basis of inmate numbers because the source computer run was arranged by inmate number, and because the inmate number is unique to each inmate, used only for that inmate and used again for the inmate should future bookings occur. The first case was selected by applying a table of random numbers, to select the last two digits of the inmate number. The selected number, 11, was applied to the computer run and case number 011311 was the first case selected. From there every 20th of the remaining cases was selected. A final count of the cases revealed 695 cases were selected, which was higher than the 600 required.

In the end it was decided to include all charges booked against the sample of inmates and include all charges which resulted in jail days. This was one of the last decisions made after all research was completed, as the original intention of identifying primary and secondary charges became impossible to follow through the records of the jail, prosecutor and courts.

The final sample upon which this study is based is comprised of 690 inmates and 721 charges.

METHODOLOGY

Personnel

The data gathering team consisted of the County's Program Evaluation Officer and student interns from Oakland University, Central Michigan University and Oakland Community College. The number of interns varied from one to four at any given time and a total of seven were used throughout the project.

The data gathering began in January, 1981 and was concluded in August, 1981.

Analysis of the data was completed by the Program Evaluation Officer, the Criminal Justice Grants and Planning Technician, and one intern, with the assistance of the Oakland County Computer Services Department.

Research Design

The goals of the data collection effort were to:

- I. Follow each case through the criminal justice system, noting:
 - A. The charge
 - B. The steps involved
 - C. The time involved for each step
 - D. The waiting time between each step
 - E. The time spent in jail or out on bond during each period
 - F. The amount and type of bond involved at each step and whether bond was made or not
 - G. The results, including sentence provisions
 - H. The total time spent in jail and the breakdown of pre-arraigned time, pre-plea or verdict time, pre-sentenced time and sentenced time
 - I. Where in Oakland County inmate holding facilities the time was spent.

2. To determine where delays were occurring in the criminal justice system.
3. To crosstabulate the above information by demographic factors involved to discern patterns of treatment.
4. To tabulate the reasons for which inmate jail days were used during 1980.
 - A. By charge
 - B. By steps in the process
 - C. By demographic factors

Criminal Justice System in Oakland County

The Criminal Justice Grants and Planning Technician, with the assistance of many practitioners in the system, developed a flow chart of the criminal justice system in Oakland County (exhibit I). During this exercise it was discovered that no one party in the system had complete knowledge of all decision points and alternative paths that are options in the disposition of criminal cases.

In Oakland County there are some 29 law enforcement agencies that take prisoners to the Oakland County Jail via 10 District Courts, the lowest level court in Michigan, operating in 14 locations county wide. The Circuit Court, supported by both the State and the County, has 14 judges, sits at the County seat, in Pontiac, and is served by the County Clerk/Register of Deeds' Legal Division.

The Friend of the Court falls under the Circuit Court's responsibility. The probation unit serving the Circuit Court is now staffed by employees of the State of Michigan although these employees are supervised locally by a county employee of the Central Services Department. District Court probation matters are organized in a variety of ways, from a County Division servicing three of the four 52nd District Courts, to local probation departments, to volunteer units.

The Sheriff and Prosecuting Attorney are elected offices and are considered strong, highly visible operations.

With few exceptions, the police agencies in the County are linked by a computer based Courts and Law Enforcement Management Information System (CLEMIS) which in turn is linked to a state wide State Police Law Enforcement Information Network (LEIN) and through LEIN to the Secretary of State's Automated Driving Records and to the National Crime Information Center.

The Circuit Court case scheduling system is automated, as are the County Clerk's Legal files. Some of the District Courts are partially automated.

The data gathering process

Based on the knowledge obtained regarding the criminal justice system and its operation in Oakland County, three data gathering instruments were developed for 1) demographic information on each inmate (Exhibit C.1); 2) misdemeanor cases (exhibit C.2); and 3) felony cases (exhibit C.3). When the sample was drawn, each case was given a sample number with a separate suffix for each separate charge and this information was placed first on the data gathering forms.

Codes were originally developed for the information which foresight could anticipate. However the code development process continued throughout the data gathering process as new possibilities and combinations of information were uncovered.

Jail Records

In the beginning it was hoped that the jail booking system consisting of booking and court information would supply most of the data necessary to complete the data gathering forms. It soon became apparent, however that while this data was complete enough for booking purposes it was much too sketchy for the Jail Study's purposes. In many cases the specific District Court was not indicated and what happened once the inmate went to court was usually not shown.

A search of the jail's microfilm and hard copy records added very little information and it was often difficult to get an indication of total time spent in jail for a particular inmate. Evidently, records showing time in jail by inmate number had been prepared for the jail each day by the Computer Services Department, but these records had been, and continued to be, thrown away after a days use.

District Court Records

Cases in the selected sample were then investigated at each of the District Courts. Each District Court had a somewhat different record keeping system, most were extremely busy and crowded, and often records were in cardboard boxes stacked in another room or in a basement. The records varied anywhere from a complete file of each action to a notation of plea, verdict or sentence written on the back of a traffic ticket and initialed, presumably by a judge.

The data gatherers were not able to trace down all cases. The jail record would indicate "did not return from court" and would show no jail days for a complete year or more after that date. The court would often be unable to find a record of the case.

Circuit Court Records

The County Clerk's automated system was expected to provide a shortcut to completing the history of cases bound over to Circuit Court. The data gatherers were looking for exact dates in order to measure the time taken to carry out certain actions. The terminal gave only the dates actions were received by the office, not the date they had taken place. The actual hard copy records of this department were so complete as to be time consuming, however they contained most of the information needed.

Prosecutors Records

Most of the prosecutor's information relative to Circuit Court cases was obtained from the court records in the County Clerk's office and was very complete. Information sought from the prosecutor's office was always given but at some expense of staff time due to a very manual record keeping system.

Bond Information

Because exact jail time data was so difficult to obtain, it was decided to work backwards and subtract out-on-bond time to arrive at the amount of time spent by the inmate in jail.

Bond information is very defused. The money can be given at a police department or jail as interim bond, transferred to a District Court and transferred again to Circuit Court. Or, it can be refunded and re-submitted at the next court. In each case, bond receipts are sent back and forth in a very busy business environment. Circuit Court bonds can be paid at the County Clerk's office during normal working hours and kept track of there. The same type of bond can be paid at the jail and kept track of at the County Treasurer's office. The two sets of records appear never to be combined or audited in conjunction with each other.

Friend of the Court Records

Those in charge of jailed Friend of the Court cases keep records evidently adequate for their use, but of little help in telling how many days a particular person spent in the County jail for a Friend of the Court case.

Circuit Court Probation Records

This unit has excellent records about its overall number of cases, results and demographics on clients involved (exhibit K), but relies on personnel at the jail to determine number of jail days served.

Summary

For many cases it was very difficult to obtain precise information about how many jail days a specific person served in the Oakland County jail in 1980. Many answers were in the "It looks like he must have" or "He probably got out..." category. In many cases, it was equally difficult to say that "this is the action which took place on this date". By putting all of the source information together the data gathering team pieced together a true picture, but it was a very difficult and time consuming task.

RECOMMENDATIONS FOR AN OAKLAND COUNTY
JAIL POPULATION MONITORING SYSTEM

The following recommendations are based on the experience of collecting data for Phase I of "THE JAIL OVERCROWDING/PRE-TRIAL DETAINEE PROJECT" for the Jail Study Sub-Committee of the Public Service Committee of the Oakland County Board of Commissioners.

This experience indicates the need of timely, accurate, and readily available information for three major purposes:

- I. To accurately account for defendants as they are processed through the total Criminal Justice/Court Systems.
- II. To continually measure, keep and analyze, the numbers of incarcerated defendants by type, relative to the capacities available to accommodate that type.
- III. To continually and objectively monitor the performance of the Criminal Justice/Court Systems.

The following data elements are necessary for an information system to serve the three aforementioned purposes:

- I. To account for defendants.
 - A. A listing and description of each event happening to the defendant, from initial arrest through release from the system.
(Exhibit C. 28)
 1. This record should include such details as dates, demographics, agency involved, type and amount of bond, location in jail, charge and sentencing details such as sentence as ordered and as actually served.

II. To continually measure the numbers incarcerated.

A. A daily and an accumulative record of the jail/inmate days involved is the key item of information.

I. To be meaningful it must be broken down into the jail/inmate days required for specific purposes:

a. Relative to steps in the process i.e., Pre-Arraigned, Post-Arraigned, Pre-Sentences, Sentenced, etc.

b. By type of incarceration provided and/or location in the jail.

c. By charge and type of charge. (Exhibit C. 17)

d. By demographic data such as age, sex, race, and residence. (Exhibit C. 6)

III. To monitor performance of the Criminal Justice/Court Systems.

A. Besides a listing of events and the time periods between them, this type of record must allow for the reasons of such time periods. The processing of defendants through the system is often complex and hotly contested and cannot be directly compared

with an automobile production line. It is, however, a variable sequence of events, with linkage between them, and the Subcommittee's experience so far has indicated many places where improvements have been instituted and a number of other situations where improvements can be made.

One key ingredient for an information system to serve these major purposes, especially I and III, is to combine certain information from existing separate information systems into one source of data.

Another desirable feature of an information system is the standardization of terminology, both within and between the many agencies which make up the system. One major example would be the description of charges entered on arrest and booking records.

While not as major as the three previously mentioned purposes of an information system, the matter of an improved audit trail of bond monies should be of considerable concern.

This study gives an indication of what happened in the Criminal Justice/Court Systems as it affected a 5% sample of the 1980 jail population. Good management techniques require even better information than the study team was able to gather, on a daily basis.

The present information level was not able to answer even basic questions about the jail population for the recent jail lawsuit in Federal Court. To successfully monitor the County's progress in meeting the provisions of the Consent Judgment arising from that court case, a much higher level of information will be required.

Readers are encouraged to read Exhibit C of this report in detail, both the data collection instruments and the coding sheets. These documents are not held up as models of perfection, but they are what was developed and required to progress as far as this preliminary report.

SOURCES OF JAIL POPULATION

The purpose of this section is to identify those sources of the jail population, by demographics or by crime, which make the largest contributions toward the total number of jail days.

This identification is pursued in the hope that means can be found to reduce the size of these contributions.


As can be seen from the charts on the following pages, certain sources do indeed identify themselves as being the major contributors to the population of the Oakland County Jail. Whether they can be attacked in a manner which will successfully reduce jail population in a meaningful time frame is, of course, the question.

The size of their contributions, however, make it almost mandatory to try. Such attempts may need to go beyond typical law enforcement methods and involve a multitude of community organizations in an attempt to solve deep seated problems, and change attitudes and behavior.

In most cases the charts on the following pages portray relationships in terms of both number of cases and number of jail days. In analyzing the jail population, the jail days are the important consideration. These charts are based on data sheets shown in the exhibits following the main body of this report. Specific data sheets are noted on the charts.


TYPE OF CASE

BY JAIL DAYS



SEE PAGE D.4


BY * CASES



SEE PAGE D.4

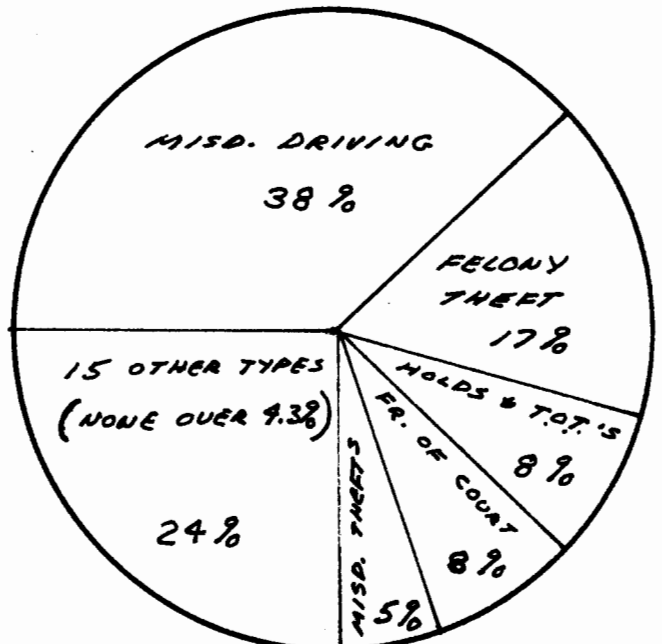
TYPE OF CHARGE

BY JAIL DAYS



SEE PAGE D.3

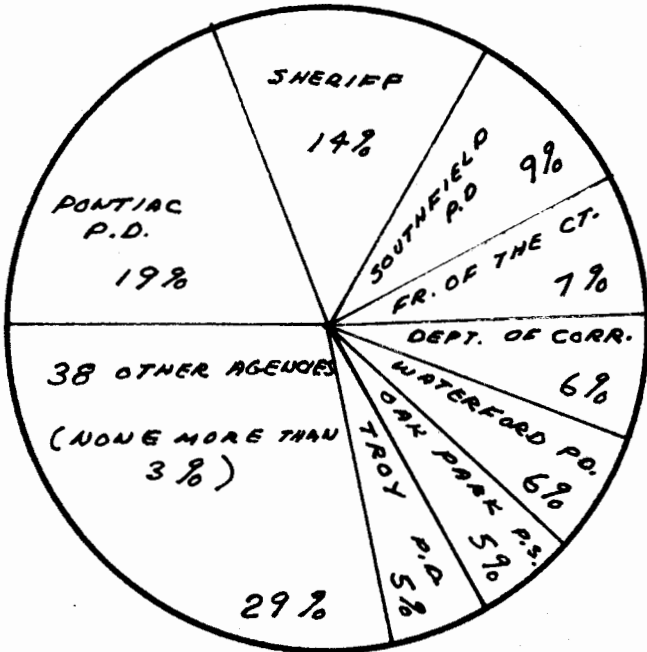
BY * CASES



SEE PAGE D.1

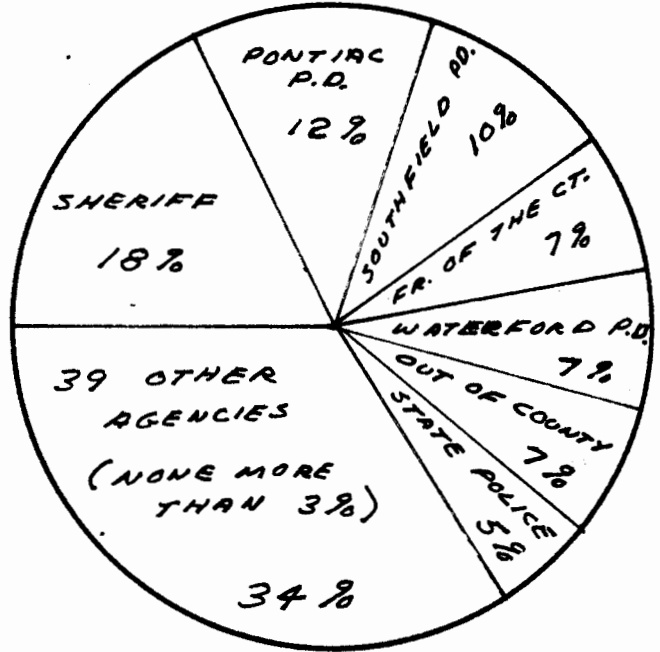
ARRESTING AGENCY

BY JAIL DAYS



SEE PAGE D.14

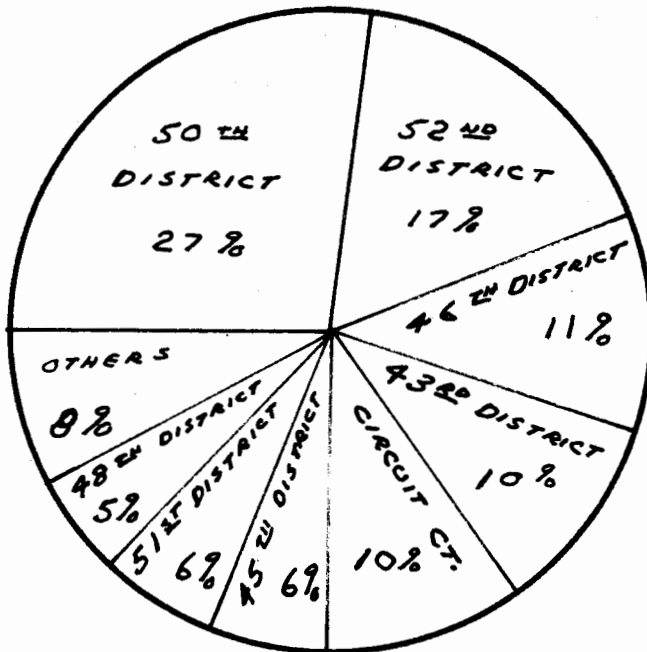
BY # CASES



SEE PAGE D.17

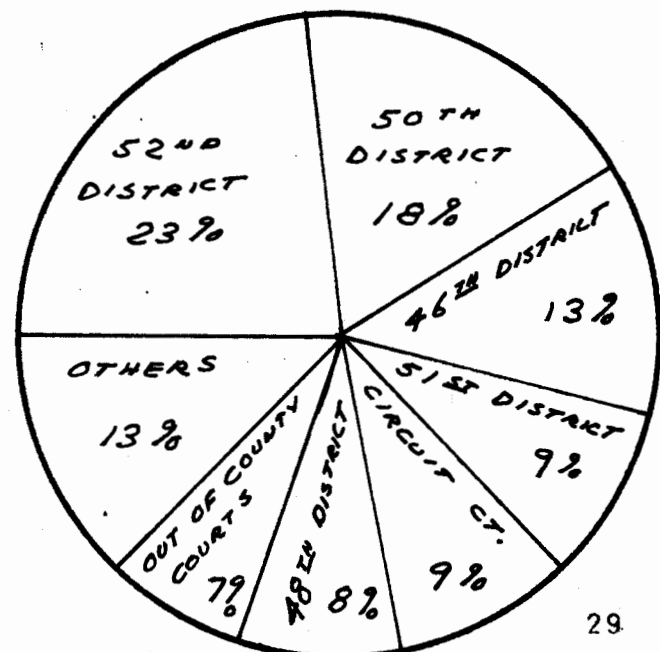
COURT OF INITIAL CONTACT

BY JAIL DAYS



SEE PAGE D.20

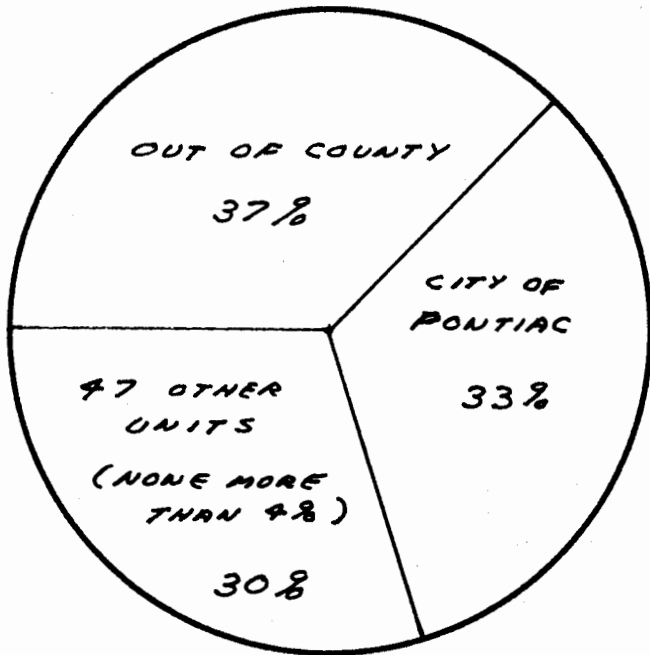
BY # CASES



SEE PAGE D.21

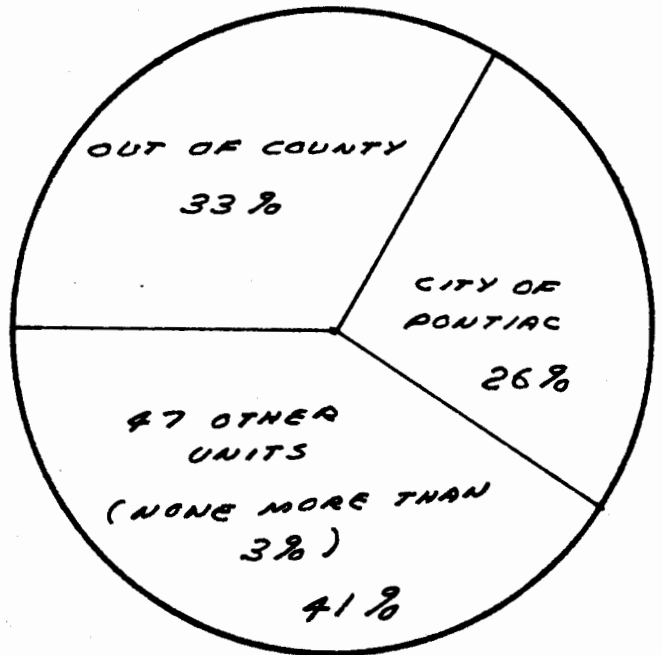
RESIDENCE OF INMATE

BY JAIL DAYS



SEE PAGE D.6

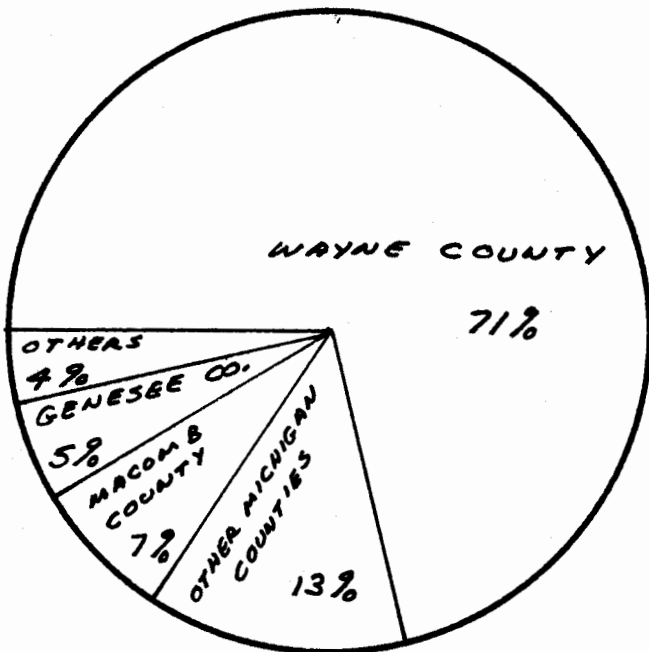
BY * CASES



SEE PAGE D.10

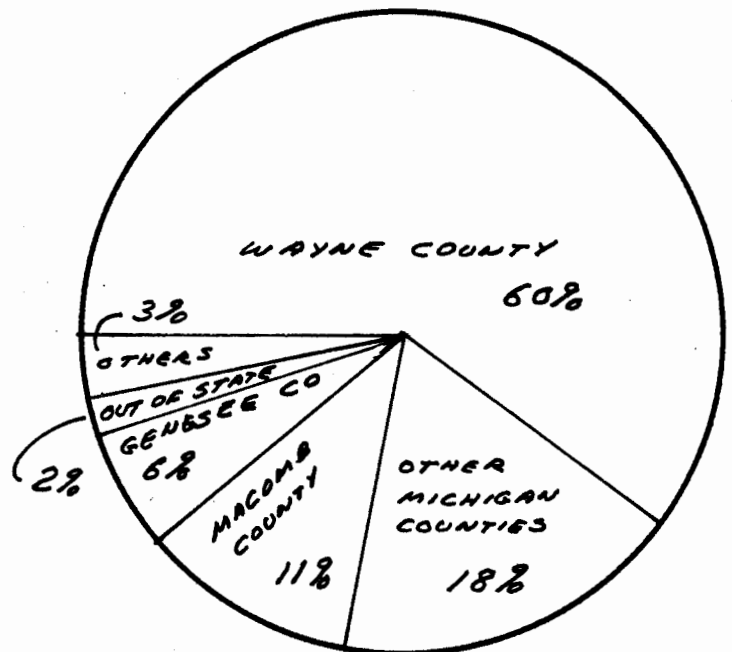
OUT OF COUNTY INMATES

BY JAIL DAYS

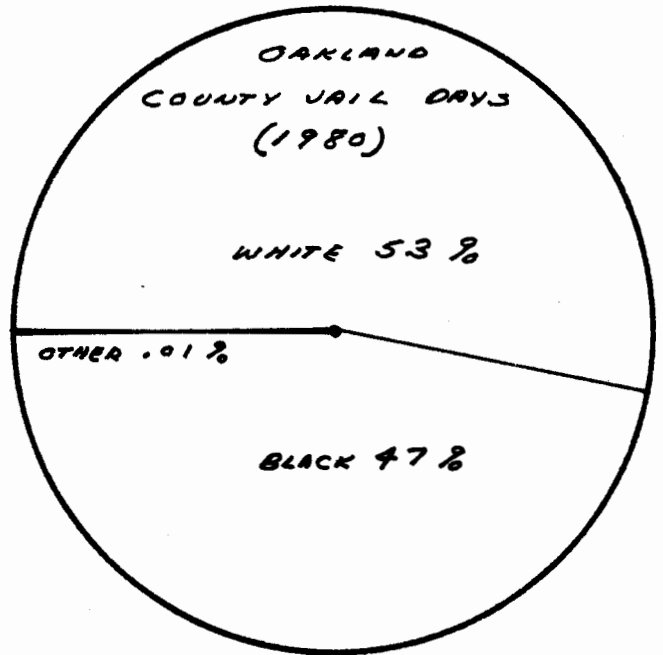
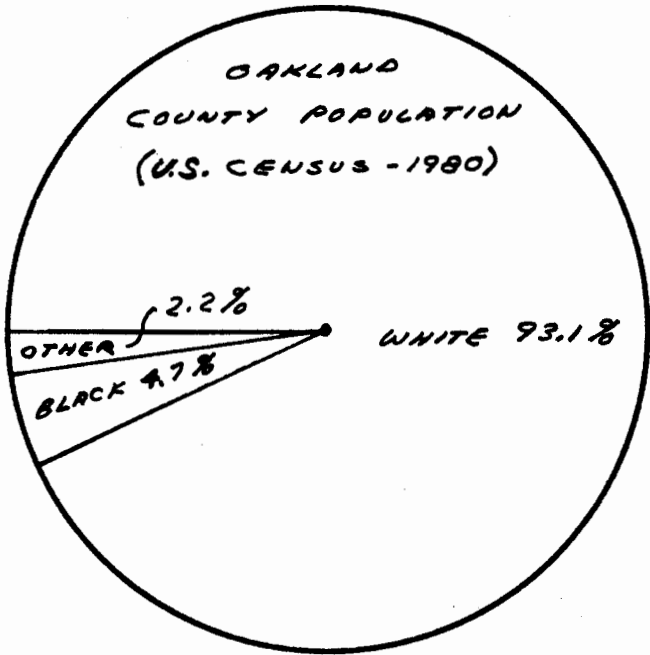


SEE PAGE D.5

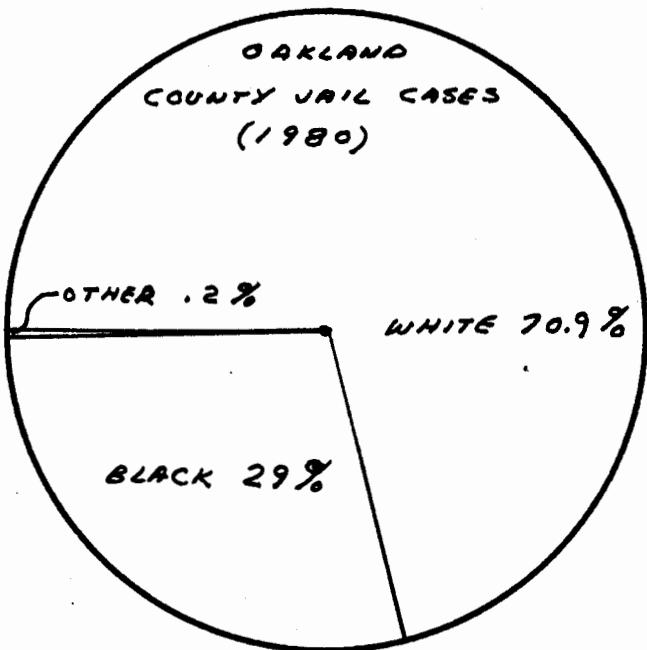
BY * CASES



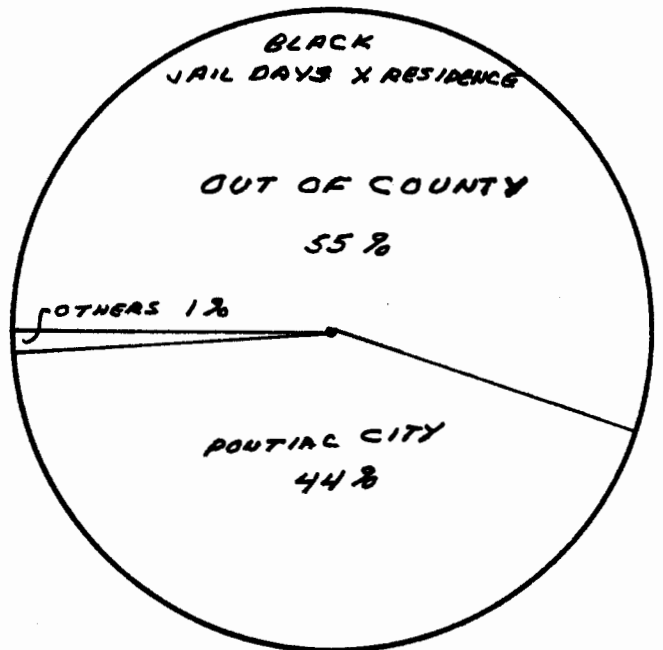
RACIAL MIX OF SAMPLE JAIL POPULATION



SEE PAGE D.23



SEE PAGE D.22



SEE PAGE D. 23

HYPOTHESES, FINDINGS, CONCLUSIONS AND RECOMMENDATIONS

On the following pages are summaries of the problems and concepts thus far examined by the jail population study.

The first section describes recommendations which have already been implemented, as a result of the Jail Study Subcommittee's actions.

The second section lists a number of hypotheses, which have been addressed by analysis of the data collected during the study and which have resulted in recommendations to be acted upon as soon as possible.

The third section is a work plan, scheduling specific subcommittee and related staff activities through 1982.

A DESCRIPTION OF RECOMMENDATIONS OF THE
JAIL STUDY SUBCOMMITTEE IMPLEMENTED
TO DATE AND THEIR EFFECT ON
JAIL OVERCROWDING

As stated in the Introduction to this report, the subcommittee decided early in its work to act immediately upon methods to reduce the jail population, as soon as they were brought to light, rather than wait for an ultimate conclusion to the project. Recommendations discussed and affirmed to date by the subcommittee call for improvements to various agency administrative policies and procedures and legislation relative to the jail. Because of their nature these recommendations have involved minimal or, in most cases, no additional cost to the County yet have favorably impacted the jail overcrowding problem. Below is a description of each recommendation implemented thus far and an evaluation where possible in terms of numbers that each has had in reducing the jail population.

ADMINISTRATIVE POLICY IMPROVEMENTS

- * By resolution the subcommittee has recommended that local police departments issue appearance tickets to a greater extent for misdemeanor violations as opposed to booking and bonding out such cases at the jail. The effect of this action has been to reduce the receiving area population of the jail with no attendant increase thus far in nonappearance before the court. The practice has resulted in a savings of the equivalent of 9.97 jail beds per day in the receiving area of the jail or approximately 3640 jail days per year.
- * At the suggestion of the Jail Study Subcommittee the Oakland County Circuit Court judges passed a resolution in June, 1981 whereby Friend of the Court arrestees are now to be brought before a Friend of the Court referee prior to, or in lieu of, booking at the jail. This practice is an attempt to make acceptable

arrangements for delinquent child support payment while avoiding booking and incarceration at the jail if at all possible. In a recent sample of Friend of the Court cases of the type which would have been booked under the old system, 74% were released at the Friend of the Court office without booking, 20% were booked at the jail but released the same day and only 2% stayed long enough at the jail to be counted in the population. This policy has resulted in a savings of the equivalent of 6.49 jail beds per day or approximately 2,367 jail days per year.

PROCEDURE IMPROVEMENTS

* Inmates sentenced to State and other facilities are now being transferred from the jail at an accelerated rate. Prior to convening of the Jail Study Subcommittee the average time spent by an inmate in the Oakland County Jail between sentencing and transfer to appropriate facility was nine (9) days. This time has now been reduced to three (3) days, representing a savings of the equivalent of 14.19 beds per day in the cellblock area or 5,178 jail days per year. The County still remains in noncompliance with State law, however, which requires this transfer to take place within two (2) days, a goal which, when attained, should further reduce bed space and jail days in the cellblock area of the jail .

* The subcommittee met with representatives from the Forensic Center in Ypsilanti, Clinton Valley Center and Oakland County Community Mental Health to clarify admission procedures and policies governing admittance to mental health facilities. As a result, waiting time for inmates scheduled for psychiatric exams at the Forensic Center has been reduced from an average of fifty-nine (59) days to approximately twenty (20) days. Because records are not currently kept as to the number of inmates involved, savings in terms of jail beds and jail days cannot be measured at this time, however, it is safe to say that a reduction in waiting time results in a savings of jail beds and jail days used in the cellblock area of the jail.

LEGISLATIVE RECOMMENDATIONS

* The Jail Study Subcommittee drafted and passed a resolution to be introduced to the Michigan State Legislature that would increase the maximum misdemeanor fine eligible for interim bonding from \$100 to \$500 (and thus increase the number of cases eligible for interim bonding). Since this statute is not currently in line with related misdemeanor statutes, the action of the subcommittee will also cause the interim bonding statute to become uniform with all other recently revised misdemeanor statutes. As this resolution has yet to become law its impact cannot be determined, however, if passed, it should contribute to reducing population in the receiving area of the jail.

HYPOTHESIS

Critical overcrowding in the Oakland County jail is limited to the cell blocks and the receiving area.

FINDINGS

(See Exhibits B.I through B.II)

**ANALYSIS OF WEEKLY AVERAGE JAIL POPULATION REPORTS
11-1-80 THROUGH 10-24-81**

Location	Unit	Present Capacity	Consent Judgment Limits	Average Daily Population	Inmate Bed/Days In 12 Months	% of Bed/Days
Main Jail - County Service Center	Cell Blocks	360	NOT SPECIFIED BY UNITS	389.31	142,098	58.9
	Trusty Dorm	50		53.55	19,546	8.0
	Women's Unit	48		45.41	16,575	6.9
	Sub-Total	458	450	487.28	178,219	73.8
	Receiving Area		20=Mid Night to 6 am 51=other	62.16 Sleeping Hours	22,688	9.4
	Infirmary	9		5.55	2,026	.8
Pontiac Township	Trusty Camp	50		36.86	13,454	5.6
Co. Ser. Cen.	Work Release Center	56		42.31	15,443	6.4
City of Southfield	Southfield Lock-up	36*		26.18	9,556	4.0
TOTAL IN CUSTODY				660.80	241,192	100%

* Includes total capacity and use, though 20 beds are County & 16 are Southfield.
Vertical columns may not add to totals shown, due to rounding.

CONCLUSION

The hypothesis is correct.

RECOMMENDATION

Must analyze these populations in depth as to reasons for being in jail and for being in those particular units.

HYPOTHESIS Felony theft cases are the major reason for jail usage at the Oakland County Jail, and especially in the overcrowded cell blocks.

FINDINGS

Felony theft cases account for 48.2% of the total inmate bed/days in the County Jail. (Exhibit D.3)

The next biggest users of space are:

Felony - Assaultive	8.7%
Felony - Drug Related	8.2%
Misdemeanor - Driving	7.8%
Felony - re: Law Enforcement	5.0%

Felony theft cases average 39.9 jail days each. (Exhibit D.2)

Felony theft jail days are distributed by County of residence as follows: (Exhibit D.7)

Oakland	56.2%
Wayne	42.5%
Unknown	1.1%
All Others	.2%
	<u>100%</u>

Larceny in a building cases make up 19.1% of the total inmate bed/days and average 45 jail days each.

CONCLUSION The hypotheses appears true.

RECOMMENDATION Join with the law enforcement community to attack the theft problem, especially larceny in a building and especially in sections of the County bordering Wayne County.

HYPOTHESIS Driving related cases are the major contributor to the overcrowding problem in the receiving area of the jail.

FINDINGS

Misdemeanor driving cases account for 38% of the cases booked at the jail (exhibit D. 1).

While their average jail stay is 2.8 days (exhibit D.2) they make up 7.8% of the annual jail population approximately 19,000 days per year (exhibit D. 3).

CONCLUSION If driving, and especially drinking and driving, cases could be booked and retained at a site other than the receiving area, or not be booked at all, the condition of over crowding in this area would be improved.

RECOMMENDATION

Develop the requirements for a non-jail booking and detoxification center for driving/drinking and other substance abuse related cases.

Continue and increase the use of appearance tickets as an alternative to booking at the jail, in appropriate cases.

HYPOTHESIS

Delays are occurring in the criminal justice system in Oakland County which can be identified, attacked by a cooperative approach, and reduced so that defendants can move more quickly through the system.

FINDINGS

The hypothesis does not appear to hold true in the time from booking to arraignment in District Court.

- 47% of felony cases were arraigned the same calendar day they were booked.
- A total of 72.6% were arraigned the first calendar day after booking and a total of 82.9% were arraigned the first working day after booking. (Exhibit E.4 and E.5)
- These cases were both in-jail defendants and those on interim bond.
- The hypothesis may hold true for the time period between bind-over in District Court and Circuit Court arraignment.
- this time period averaged 18.6 calendar days and 13.0 working days. The calendar minimum was 5 days and the maximum was 30 days. (Exhibit E.6)
- The hypotheses may also be true for the period between verdict and plea and sentencing in felony cases.
- The average is 31.5 calendar days and 21.84 working days. (Exhibit E.7 through E.10)
- The hypothesis was proved early in the study when the period between sentencing to state facilities was reduced from an average of nine days to three days maximum.

CONCLUSION

If the required records are kept and made available, delay and trouble spots can be identified. The Jail Study Subcommittee's experience to date is that they can be solved in a cooperative manner. It is also apparent that there are many outside actions, taken with good intentions which often cause serious delays in the system.

RECOMMENDATIONS

That a jail population management system be put into place and an employee, from none of the component parts of the system, monitor it on an ongoing basis. This employee should also be charged with coordinating attempts to remove the delays.

That the pre-sentence investigation be streamlined and/or automated and that jailed cases continue to receive top priority in processing.

That the communication involved in bind over be improved and/or automated and that a recent Michigan appeals court decision which created delays for the Prosecutor be acted upon to remove the delay.

HYPOTHESIS

During the next year at least, the criminal justice system in Oakland County is going to be forced to make very difficult priority decisions as to who is booked into, and stays in, the Oakland County jail. To continue to serve its citizenry at the same level of public safety and confidence, it will need to develop and utilize alternatives to incarceration not considered in the past.

FINDINGS

The population statistics of exhibit "B" make it clear that the cell block must be reduced by an average of 37 inmates per day, to comply with the federal court consent judgment (exhibit L.).

This is the area holding felons and some sentenced misdemeanants.

Improved processing will cut this some, but much of the reduction must be done by not booking and/or sentencing inmates.

The receiving area cuts will be in something of the same size.

Regardless of what criminal discouragement activities take place in Oakland County, 37% of the jail days are filled with non-Oakland County residents (exhibit D. 5).

CONCLUSION

Even if it is decided to construct or adopt additional facilities, they will take more time than the six months given to reduce the population.

RECOMMENDATION

That sentencing and placement alternatives be discussed as soon as possible with all the participants in the criminal justice system, and that as much open mindedness and imagination as possible be brought to bear on the problem.

HYPOTHESIS The lack of District Court arraignments on weekends causes large numbers of booked inmates to remain in jail over the weekend, greatly contributing to over crowding in the receiving unit of the jail and great inconvenience to arrestees.

FINDINGS A study was made of 12 weekends, scattered throughout the year. (Exhibit C.) This sample covered 23% of weekend bookings from March 1980 through February of 1981.

Of those who would have been eligible for weekend arraignment, and whose release was contingent on arraignment, the times of booking fell into the following time frames:

Fri. Noon to Fri. 10:00 PM	7%
Fri. 10 PM to Sat. Noon	4%
Sat. Noon to Sat. 10 PM	13%
Sat. 10 PM to Sun. Noon	41%
Sun. Noon to Sun. 10 PM	16%
Sun. 10 PM to Mon. 7 AM	18%
Holiday Eve	1%
	<u>100%</u>

The analysis of the 1075 cases sampled, projected to an entire annual weekend booked population, resulted in an average of 13 inmate beds per weekend being used by these cases.

- CONCLUSION**
1. To be effective, weekend arraignments would have to be held in the early AM hours of both Saturday and Sunday.
 2. The case buildup only started after the banks closed Saturday noon.
 3. Those who could not make interim bond, because of lack of ready cash, probably could not have made arraignment bond, for the same reason.
 4. The expense of the extra arraignments was not justified by 13 week end beds.

- RECOMMENDATION**
1. Efforts should be made to utilize credit cards and/or checks guaranteed by a check service for the payment of interim bonds when banks are not open for relatives to secure cash. As of November, 1981, an approach has been made to the Michigan Supreme Court to review its court rules on this matter.
 2. Additional weekend arraignments are not recommended at this time.

HYPOTHESIS That many more cases than necessary are ordered for examination at the State's forensic center, and that many county in/date bed/days are filled in the cell blocks by inmates waiting up to 59 days for the examination.

FINDINGS

In a meeting with the Jail Study Subcommittee, the director of the forensic center expressed the view that nine out of 10 of those tested did not qualify. He also said the former long waits (examinations must be done within 60 days) would now be much shorter.

CONCLUSION

The service from the center is now much faster but such examinations are still being ordered when requested. It has been suggested that they may be requested to protect defense attorney's from malpractice suits.

RECOMMENDATION

To closely monitor the number of such inmates and the length of time and results obtained. This should be an on-going activity.

Report to the District and Circuit Courts and to keep judiciary informed of the problem.

HYPOTHESIS

Mental health related cases take up between 20 and 40 beds in the jail on most days because the state mental health facility will not take the person as a patient and arresting police agencies feel the person is a danger to himself or others.

FINDINGS

The data gathering team was not able to gather information on this type of case.

The Jail Study Subcommittee met with representatives of the State and County Departments of Mental Health and considerable discussion was had relative to Michigan's mental health laws and the under staffing problems of the facility.

The jail staff also reported a recently developed closer working relationship with the facility.

CONCLUSION

While formal agreement was not reached, it appears a much greater understanding of the jail's viewpoint was reached.

RECOMMENDATION

To closely monitor and document the jail days and problems involved. The problem will likely wax and wane with the state's budgetary problems.

HYPOTHESIS

Inmates from a half-way house in Pontiac, run by the Michigan Department of Corrections, are often sent to the County jail for disciplinary purposes, thus adding to jail overcrowding.

FINDINGS

Such cases make up the majority of the parole violation cases included in the sampled population.

The average jail stay is 10.71 days (exhibit H.1).

Parole violation cases make up 2.9% of the jail's cases and 2.3% of the jail days, an estimated 5,547 per year (exhibits D. 1 and D. 3).

The cases are normally kept in the cell blocks at the County jail, the area of most critical over population (exhibits B. 1 and B. 3).

CONCLUSION

Every effort should be taken to either eliminate or reduce the number of such cases, or reduce the number of jail days involved.

RECOMMENDATION

It has been recommended that the Sheriff develop and implement an administrative jail rule limiting such incarceration to 48 hours.

HYPOTHESIS In spite of the statistics, which show low jail days in most cases, there are probably a number of defendants in the jail solely because they cannot make a bond that appears very reasonable.

FINDINGS Based on the low average jail days, such cases would appear to be quite rare (exhibit D. 2).

CONCLUSION Even if rare, the need to reduce the jail's population makes a routine systematic examination of such cases a must.

RECOMMENDATION The employee hired to monitor the system and coordinate improvements also review unmet bonds of inmates on an on-going basis.

HYPOTHESIS

Defendants are placed in the jail, detained there and moved through the criminal justice system by a wide variety of individuals and organizations, which are not controlled by any one individual or organization; that changes in how the system works requires the cooperation of two or more bodies; and that this sort of understanding and action have come from interactions started as members of the Jail Study Subcommittee.

FINDINGS

The Jail Study Subcommittee has been small enough and informal enough and mutually understanding enough to provide a working forum away from the glare of publicity, to give considerable promise of long term success in providing solutions to the jail overcrowding.

CONCLUSION

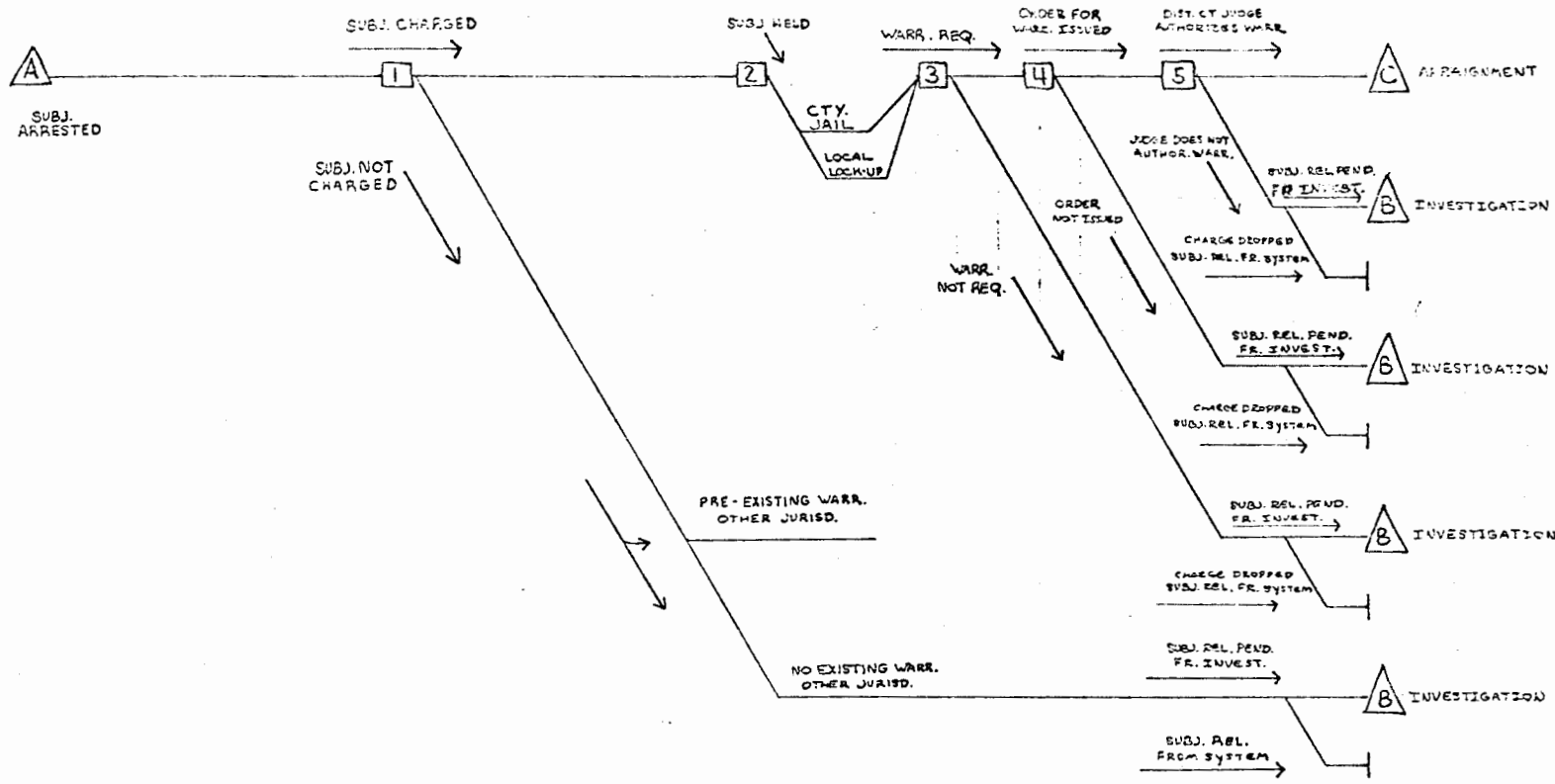
The Jail Study Subcommittee has proven that it can be a clearinghouse for information, a catalyst and a structure to provide followup to ideas and an action step.

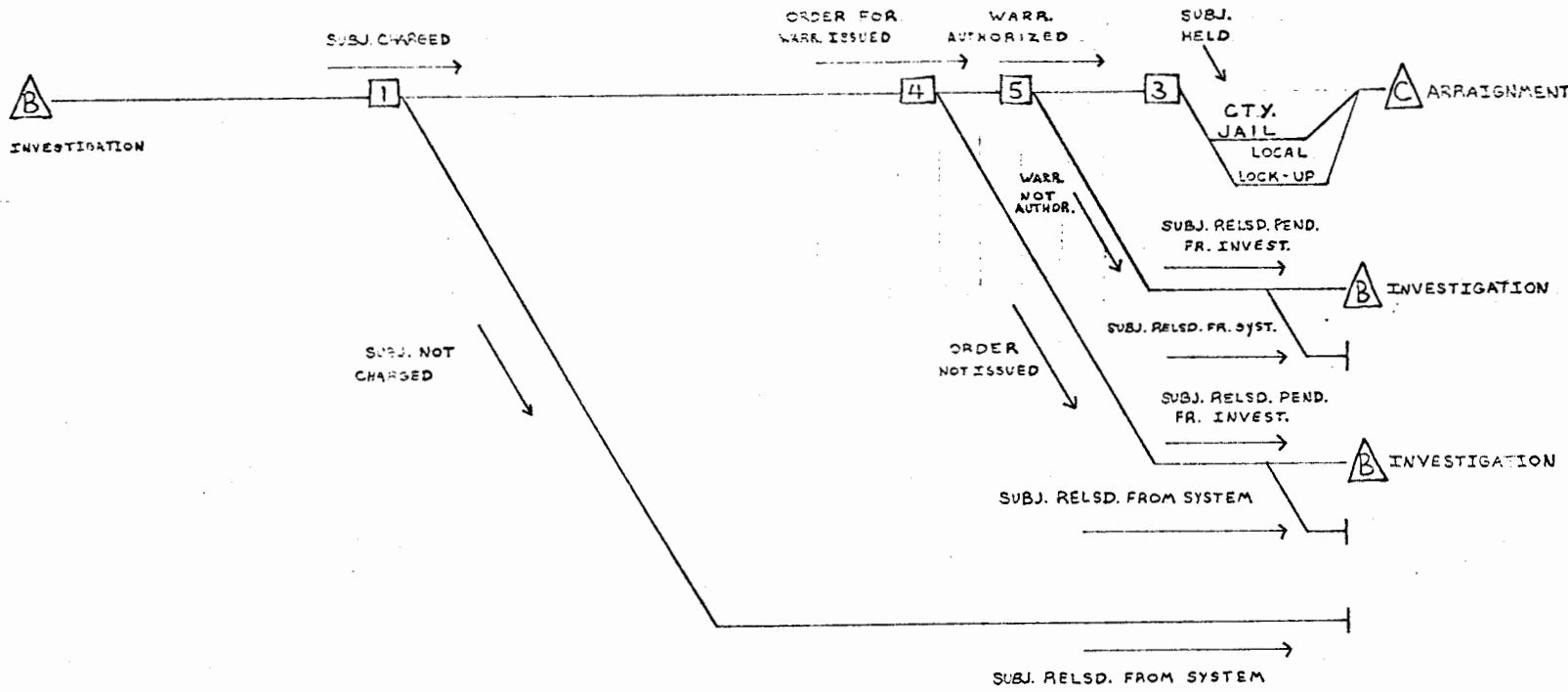
RECOMMENDATION

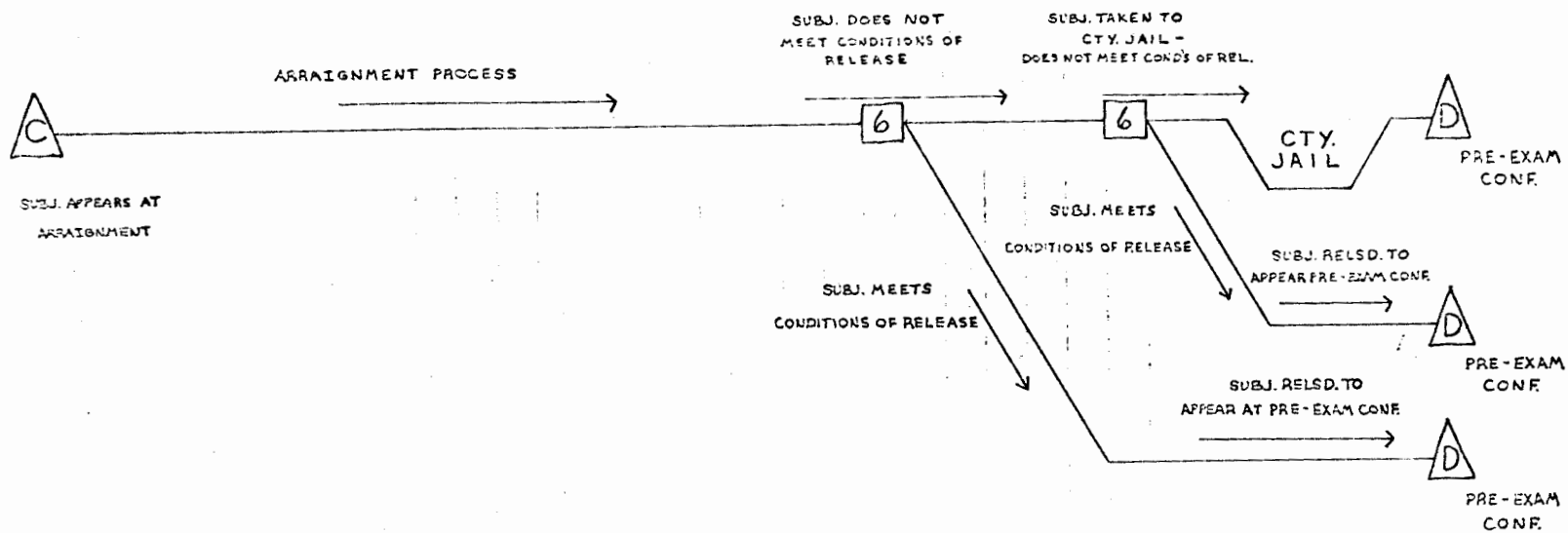
The Jail Study Subcommittee continue its activities on an on-going basis.

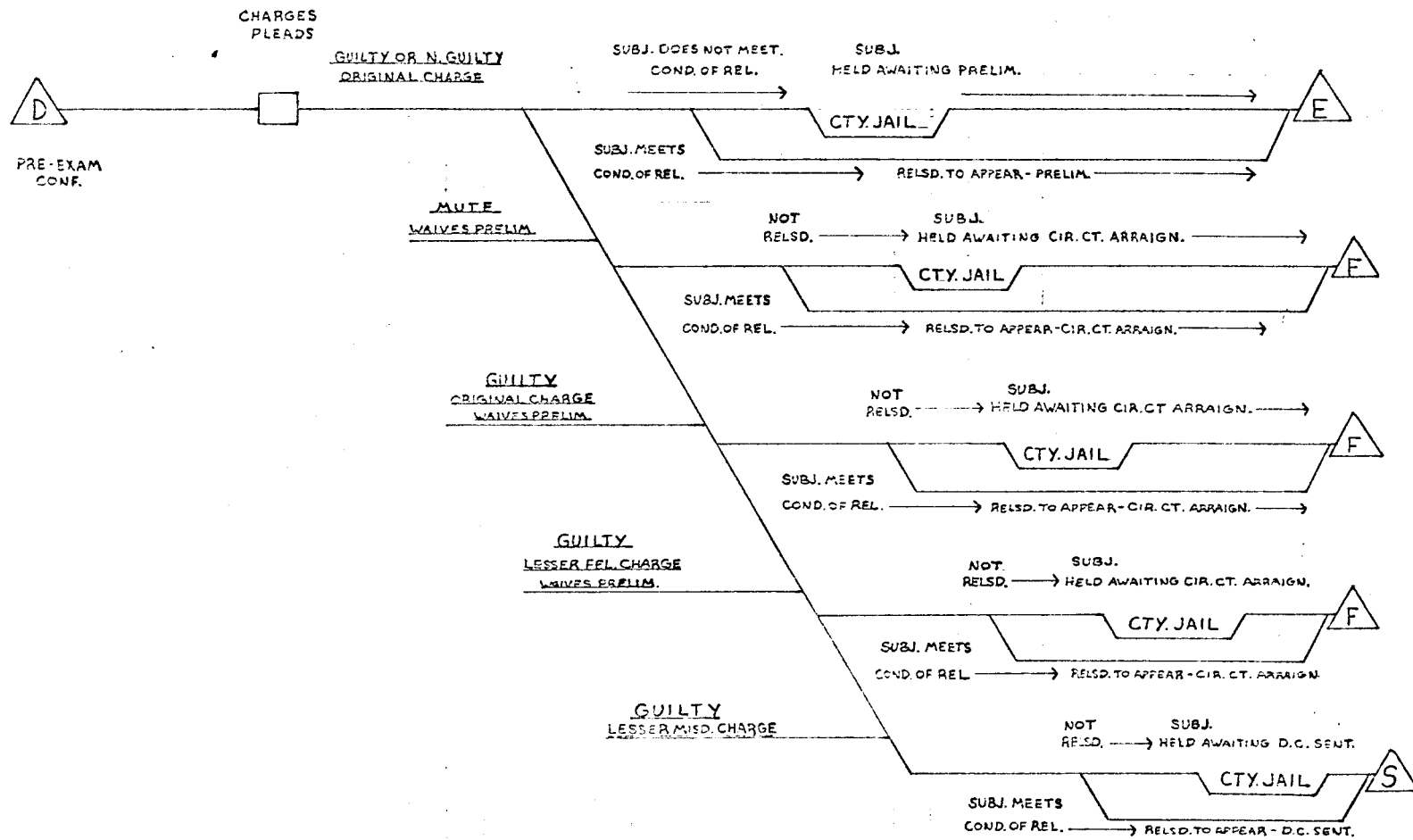
DRAFT

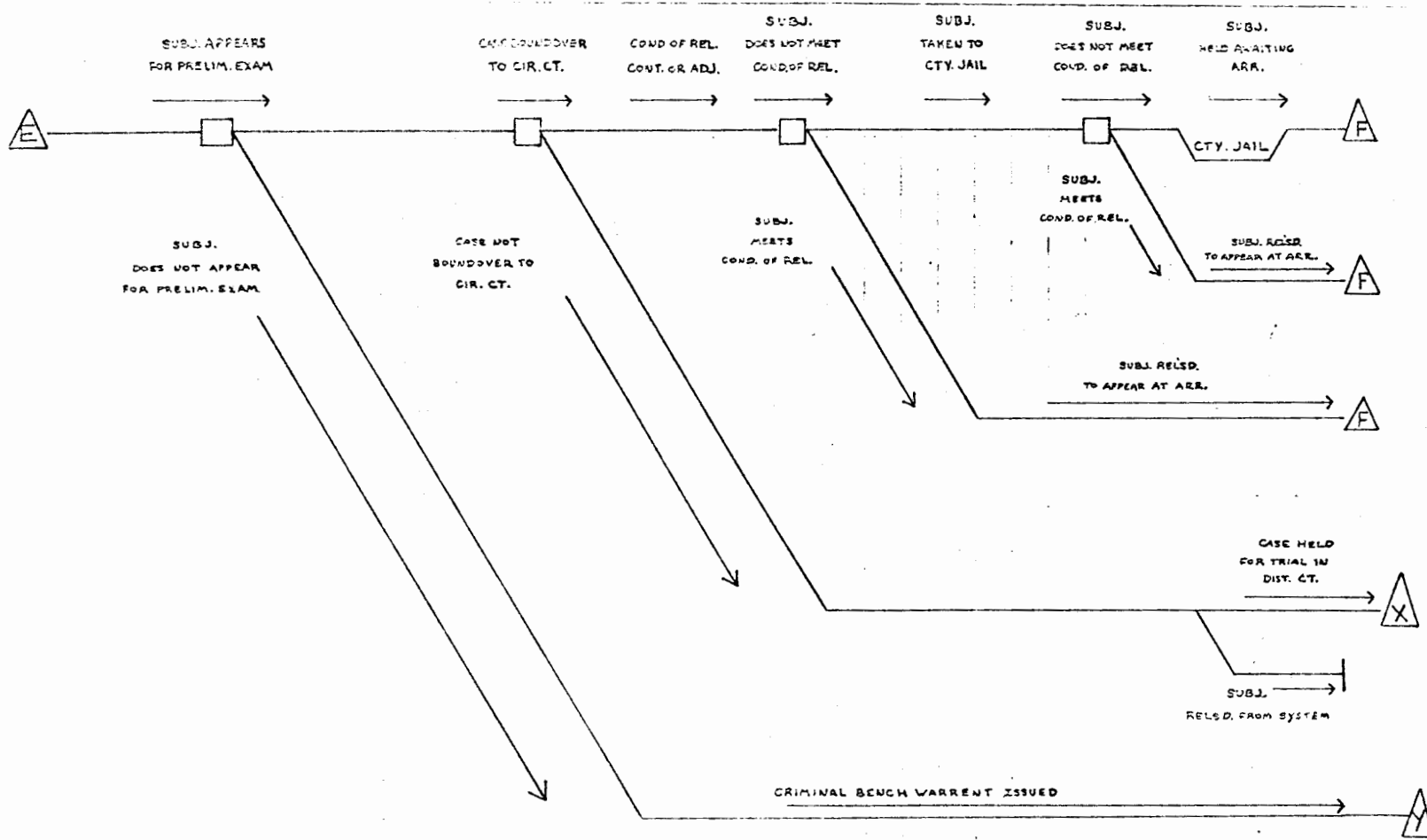
C.C. CASE FLOW

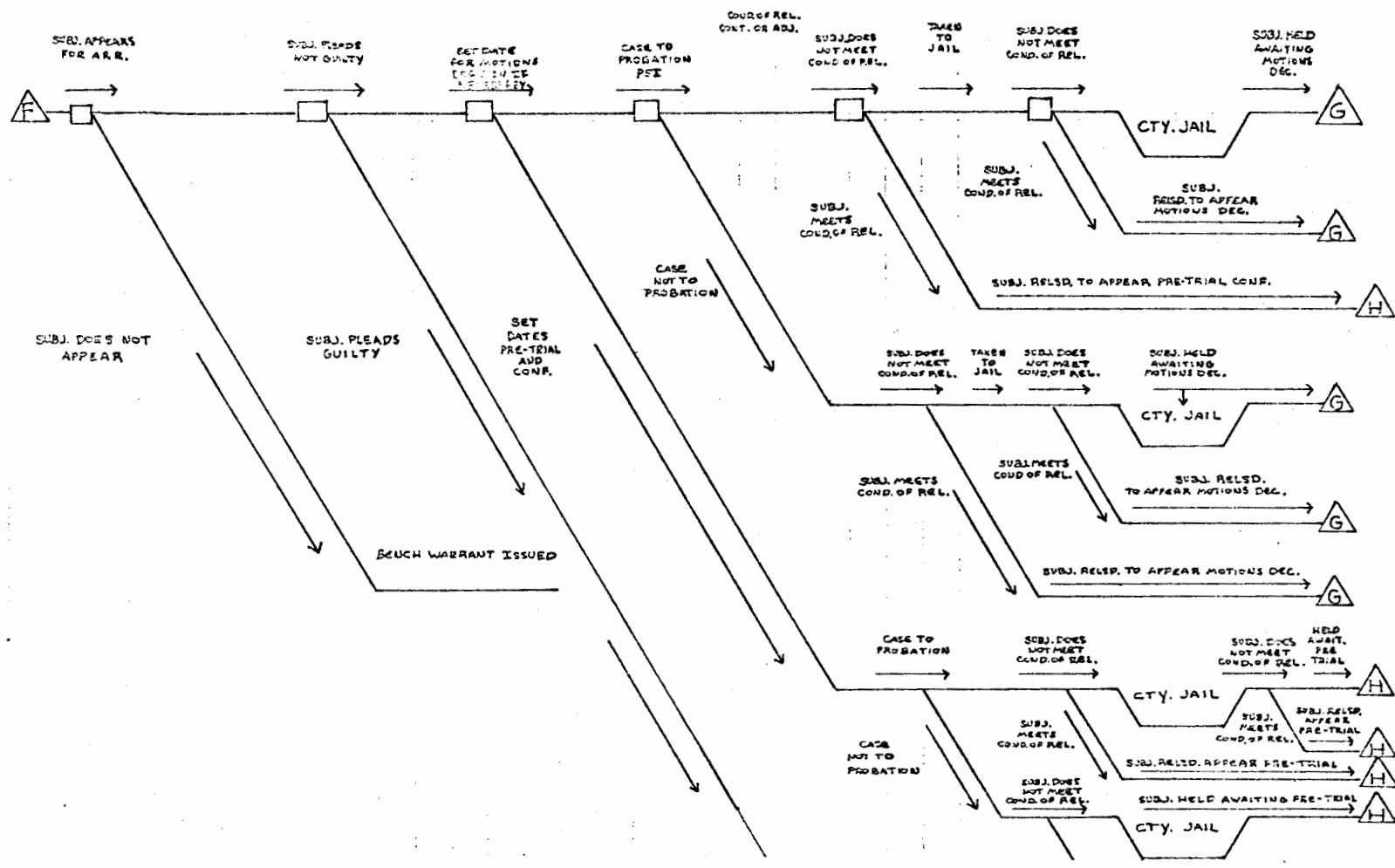


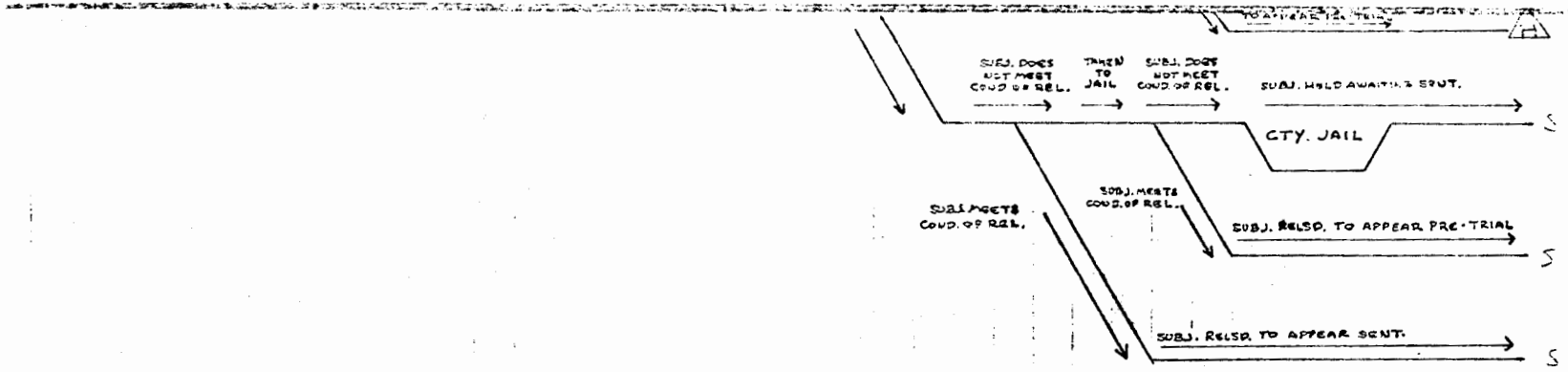


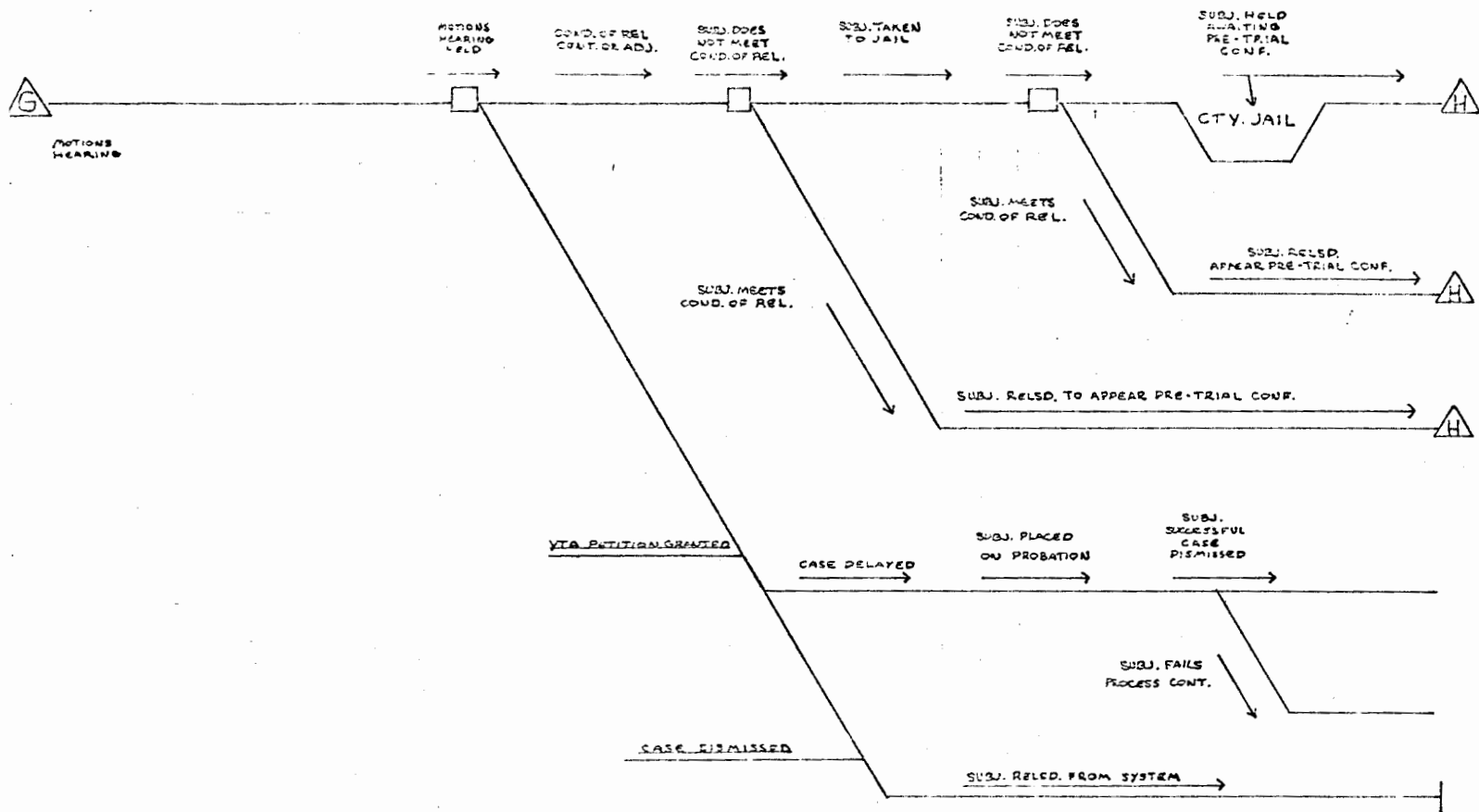


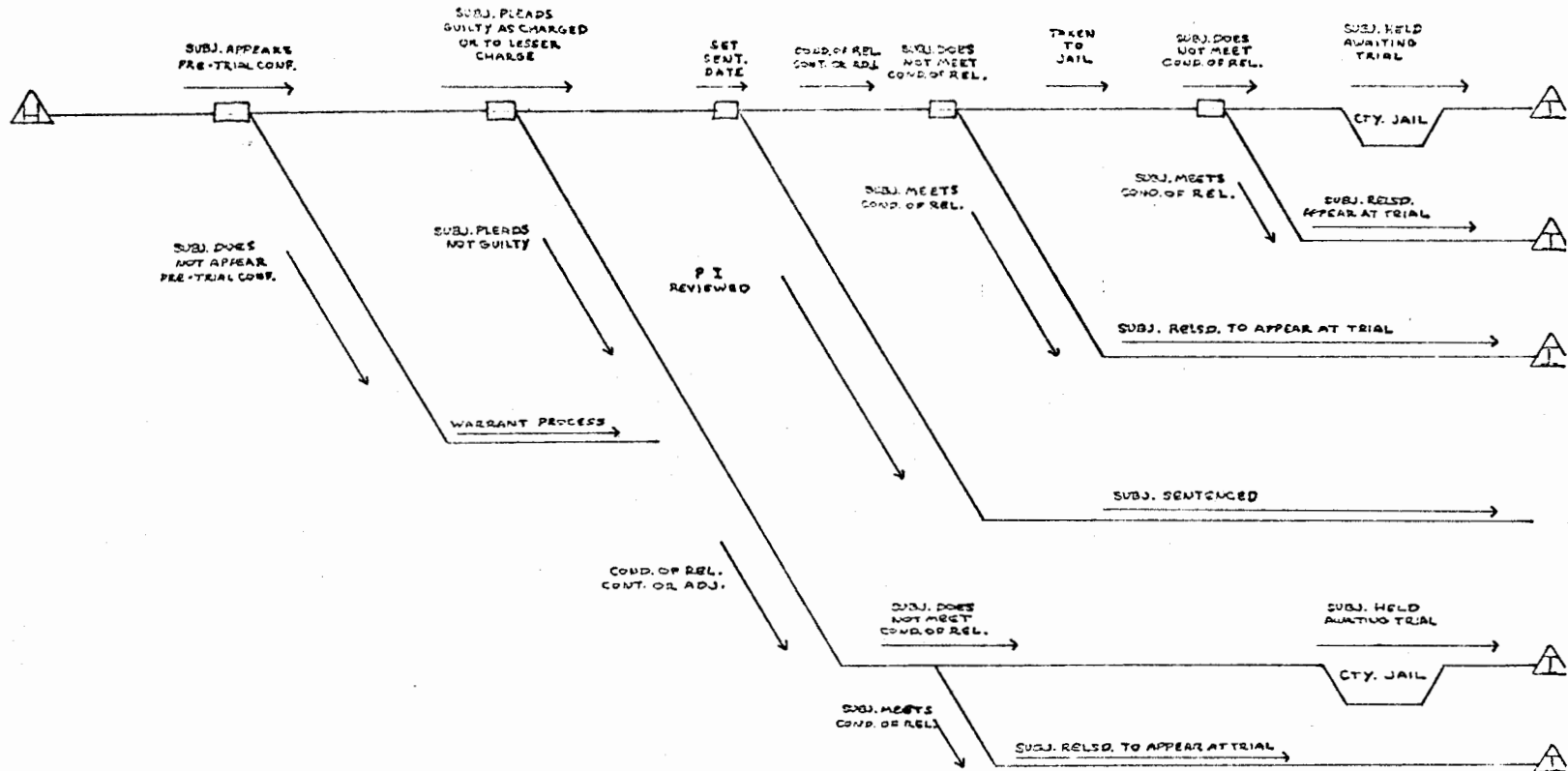






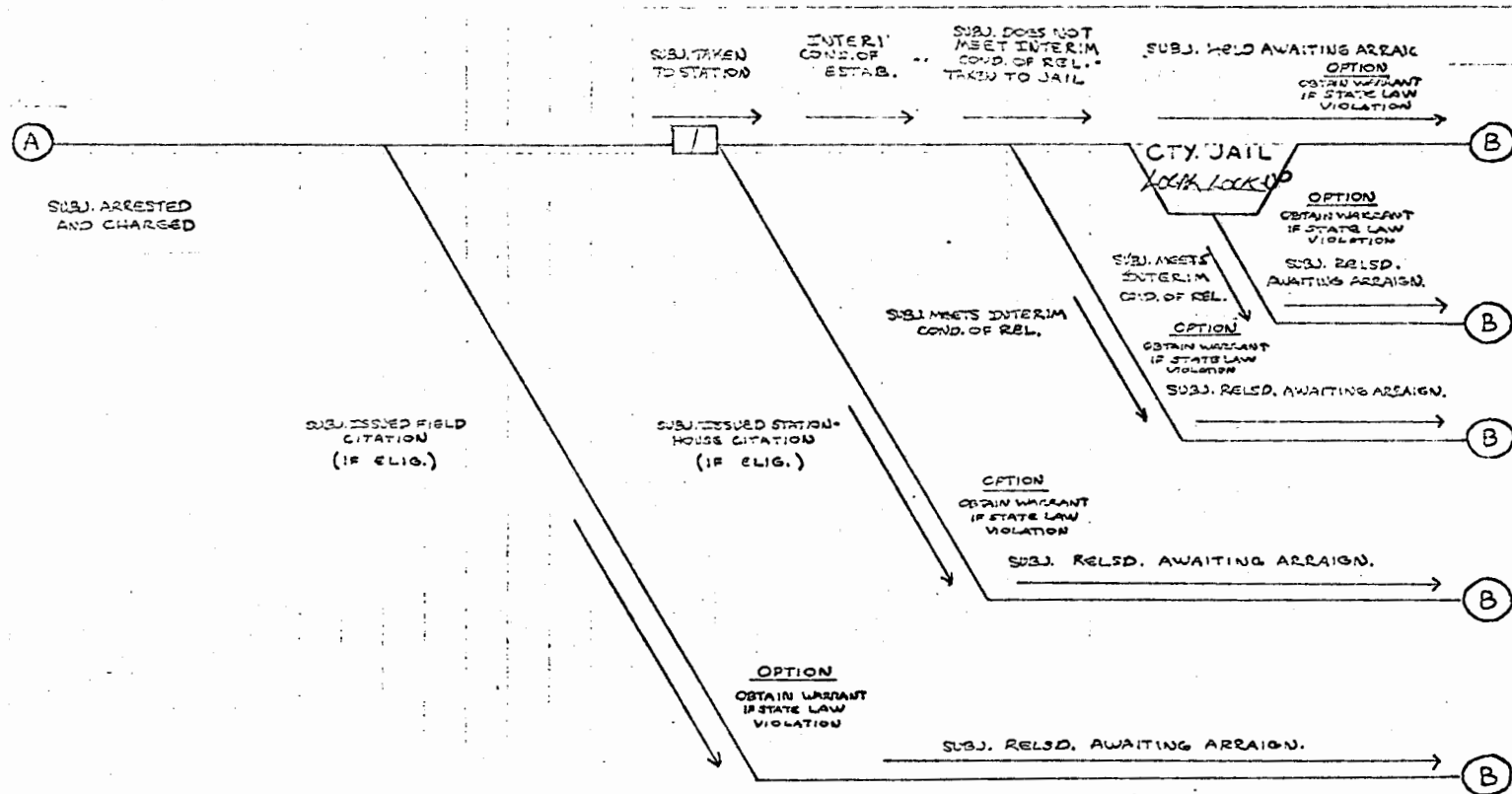


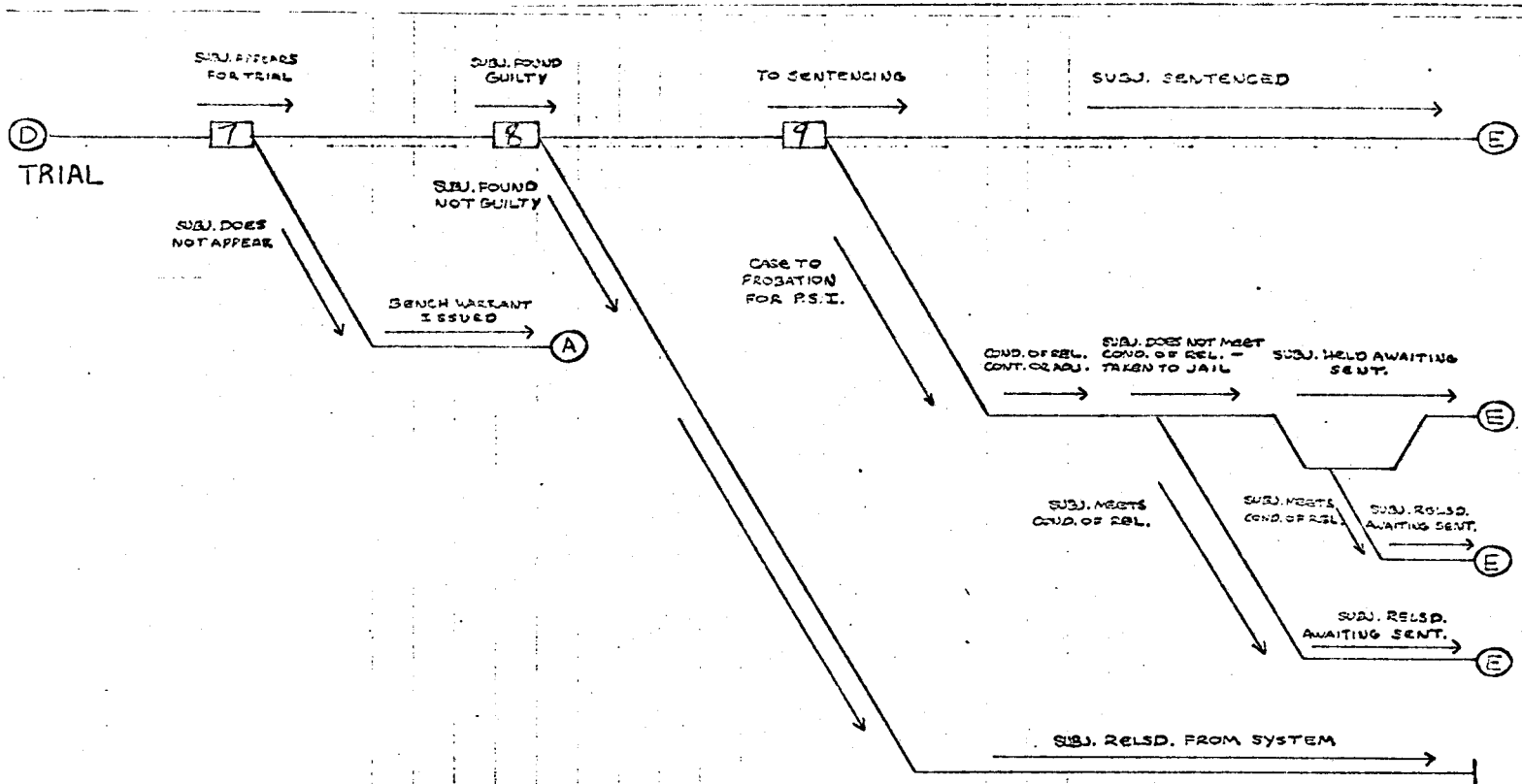


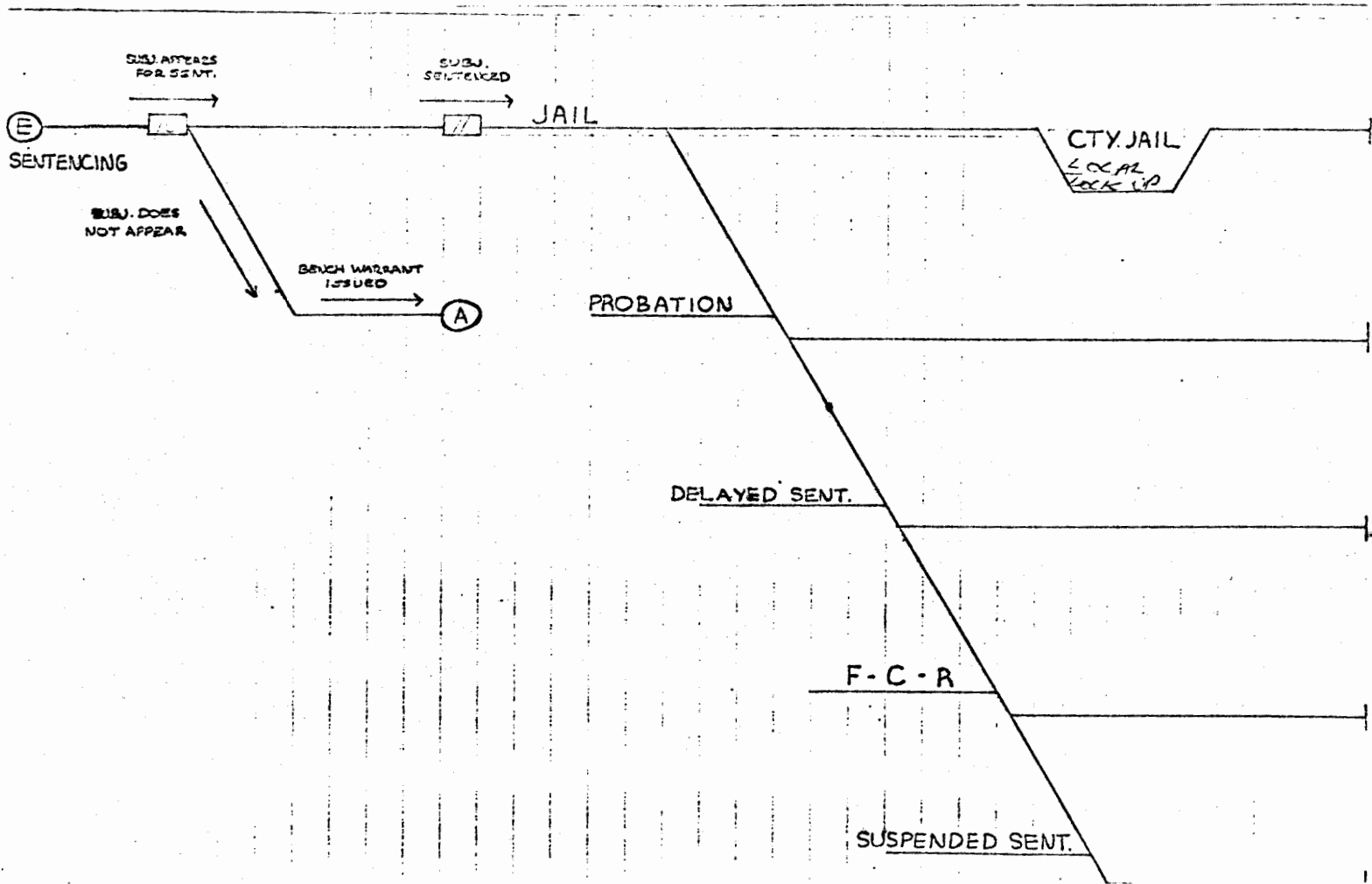


DRAFT

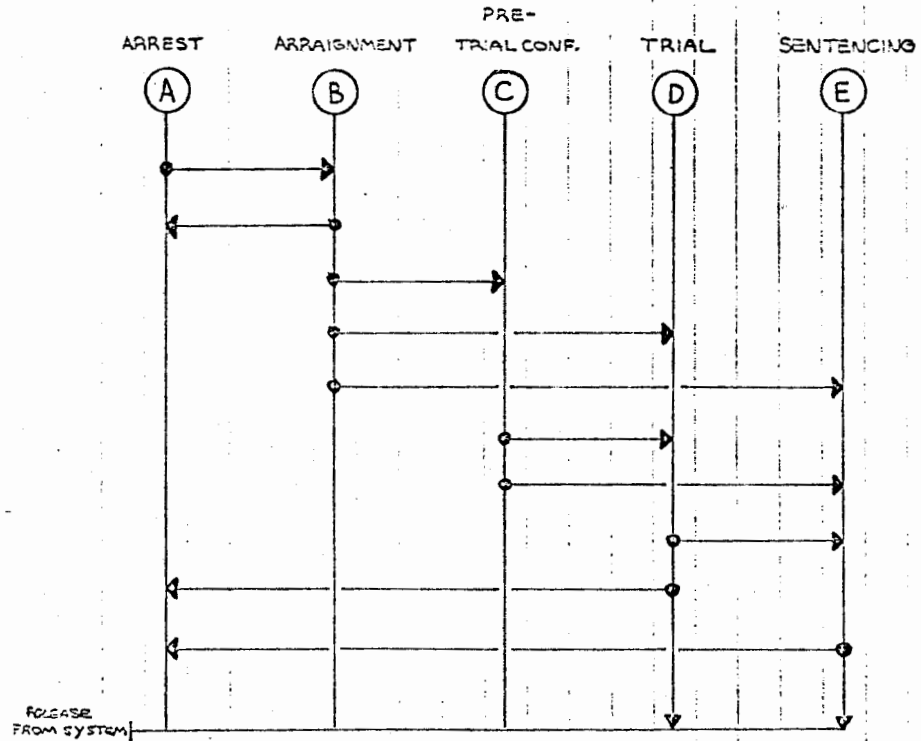
D.C. CASE FLOW







DISTRICT COURT FLOW



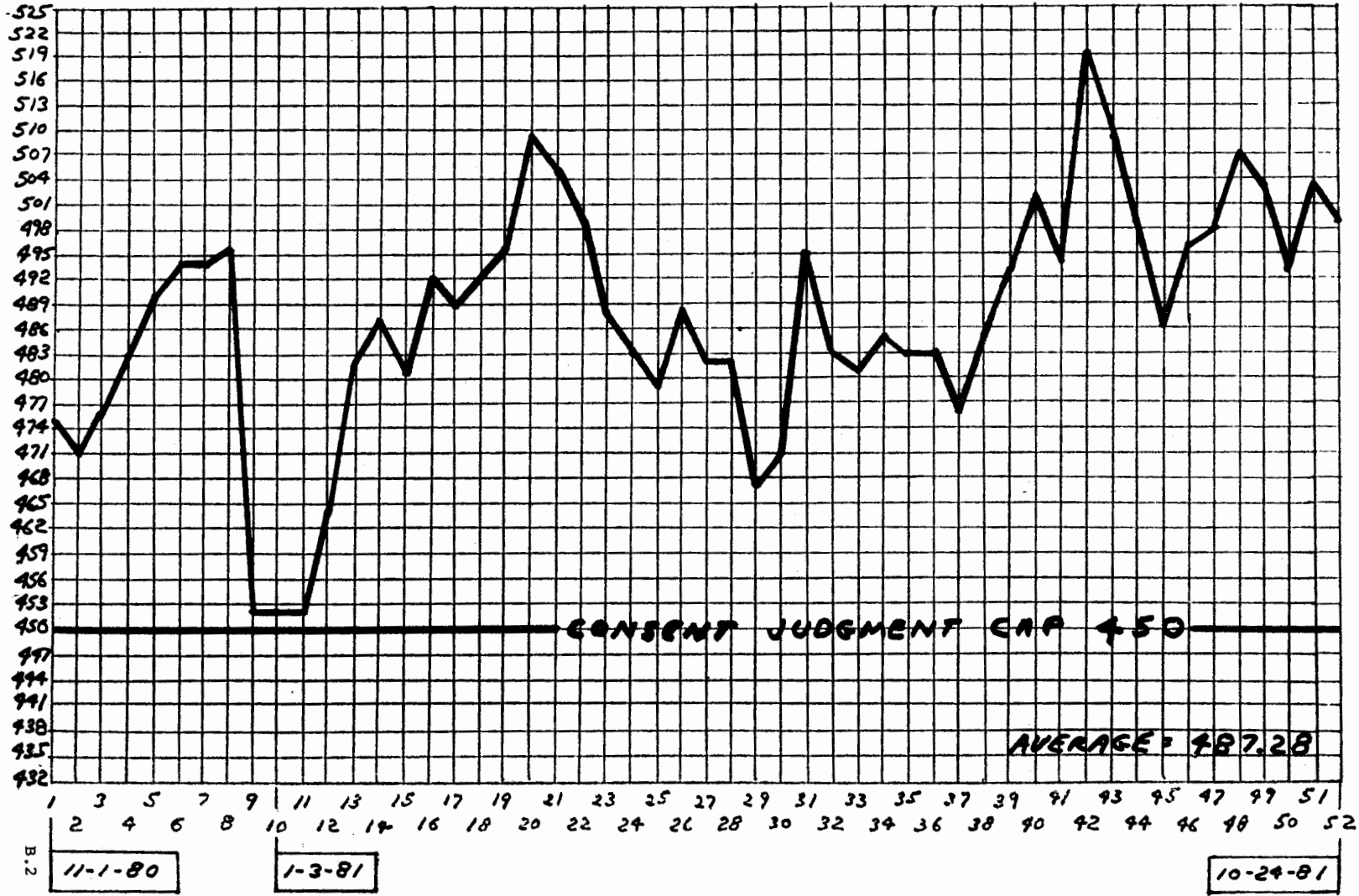
**JAIL POPULATION - ANALYSIS OF WEEKLY AVERAGE REPORTS
11-1-80 THROUGH 10-24-81**

LOCATION	UNIT	PRESENT CAPACITY	CONSENT JUDGMENT LIMITS	AVERAGE DAILY POPULATION	INMATE BED-DAYS/YR.	% OF BED-DAYS
MAIN JAIL - COUNTY SERVICE CENTER	CELL BLOCKS	360		389.31	142,098	58.9
	TRUSTY DORM	50		53.55	19,546	8.0
	WOMEN'S UNIT	48		45.41	16,575	6.9
	SUB-TOTAL	458	450	487.28	178,219	73.8
	RECEIVING AREA		20 = MID-NIGHT-CAM 51 = OTHER TIMES.	62.16 SLEEPING	22,688	9.4
	INFIRMARY	9	NOT INCLUDED	5.55	2,026	.8
PONTIAC TOWNSHIP	TRUSTY CAMP	50	NOT INCLUDED	36.86	13,454	5.6
COUNTY SERVICE CENTER	WORK RELEASE	56	NOT INCLUDED	42.31	15,493	6.4
CITY OF SOUTHFIELD	SOUTHFIELD LOCK-UP *	36	NOT INCLUDED	26.18	9,556	4.0
	TOTAL IN CUSTODY			660.80	241,192	100%

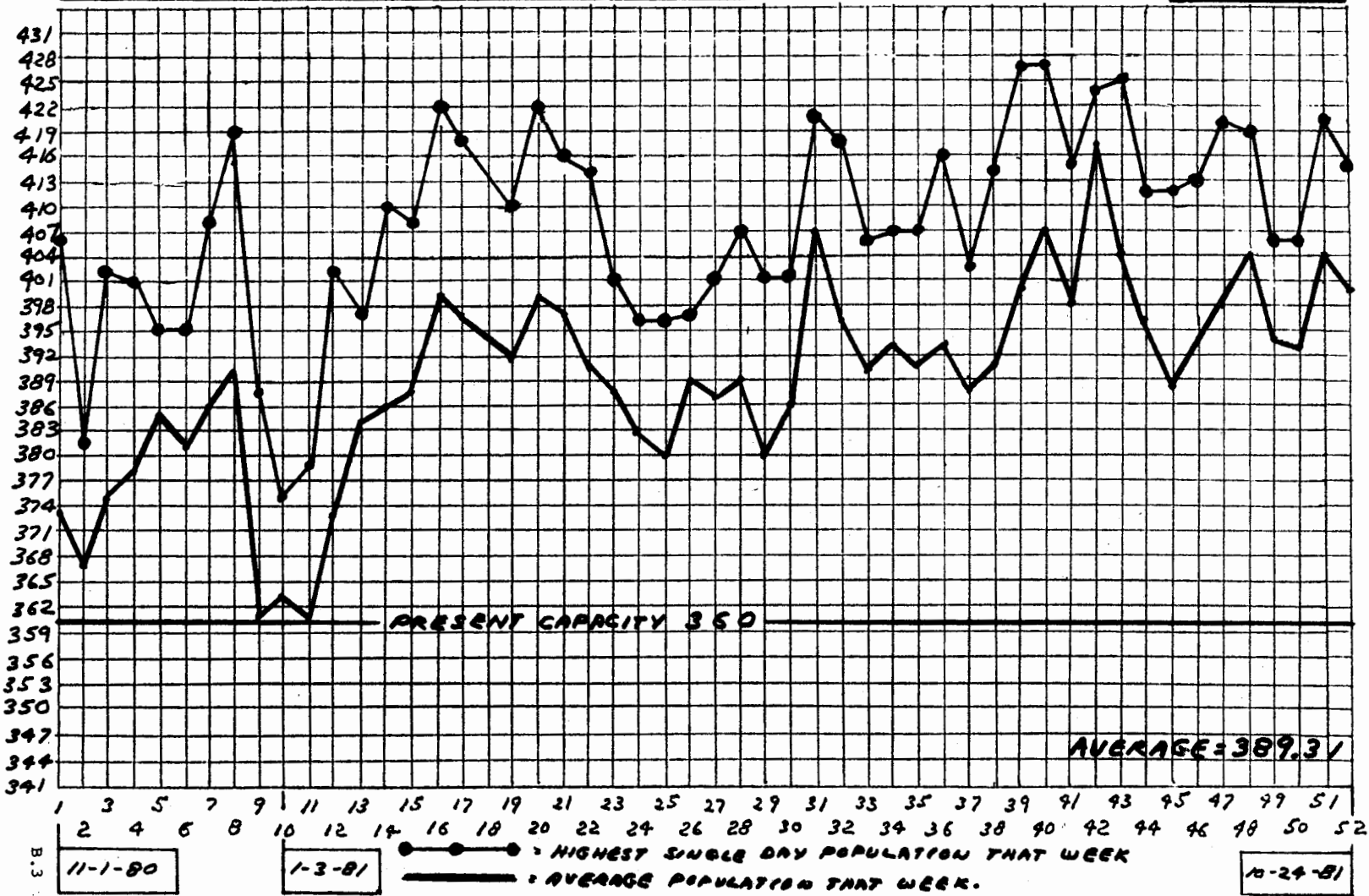
VERTICAL COLUMNS MAY NOT ADD TO SUMS SHOWN DUE TO ROUNDING.
* INCLUDES ALL PRISONERS, THOUGH 20 BEDS ARE COUNTY AND 16 SOUTHFIELD.

JAIL POPULATION - WEEKLY AVERAGE - 52 WEEKS ENDING 10-24-81

**BLOCKS
TRUSTY DORM
WOMEN
(MAIN JAIL)**



JAIL POPULATION - WEEKLY AVERAGE - 52 WEEKS ENDING 10-24-91 **BLOCKS**



B.3

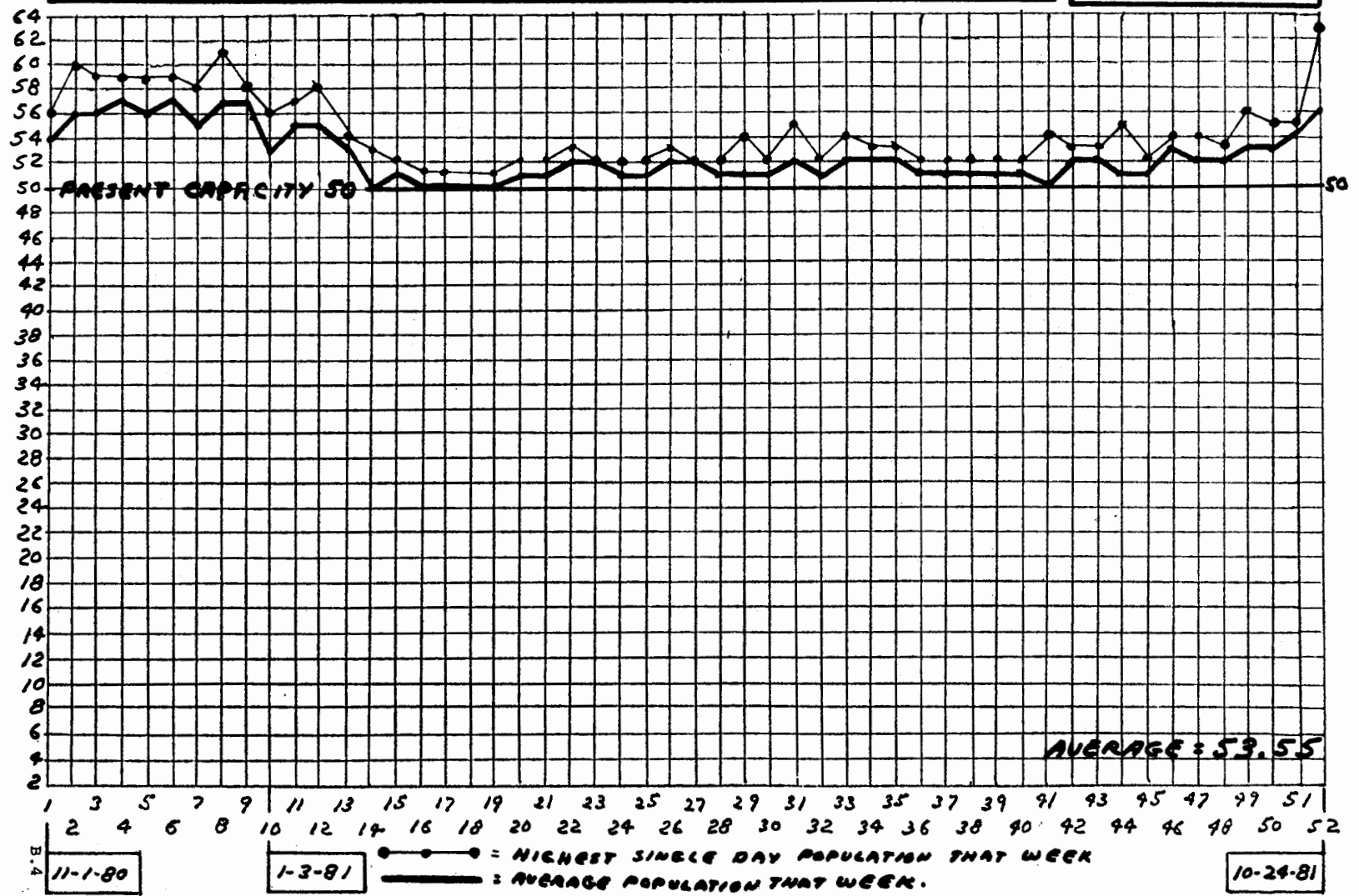
11-1-80

1-3-81

10-24-91

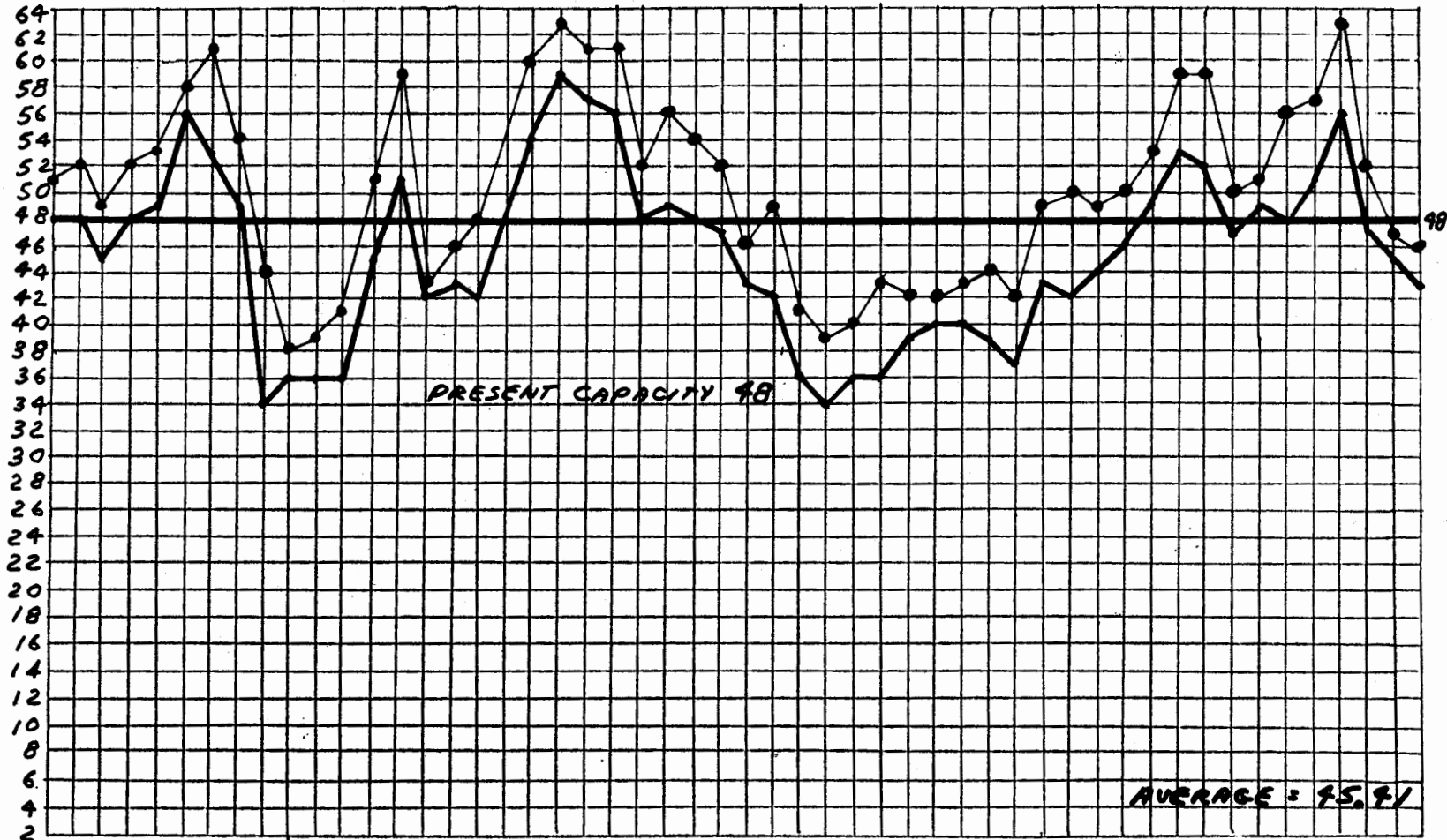
JAIL POPULATION - WEEKLY AVERAGE - 52 WEEKS ENDING 10-24-81

TRUSTY DORM



JAIL POPULATION - WEEKLY AVERAGE - 52 WEEKS ENDING 10-24-81

WOMEN'S DIV.



PRESENT CAPACITY 48

AVERAGE = 45.91

B.5

11-1-80

1-3-81

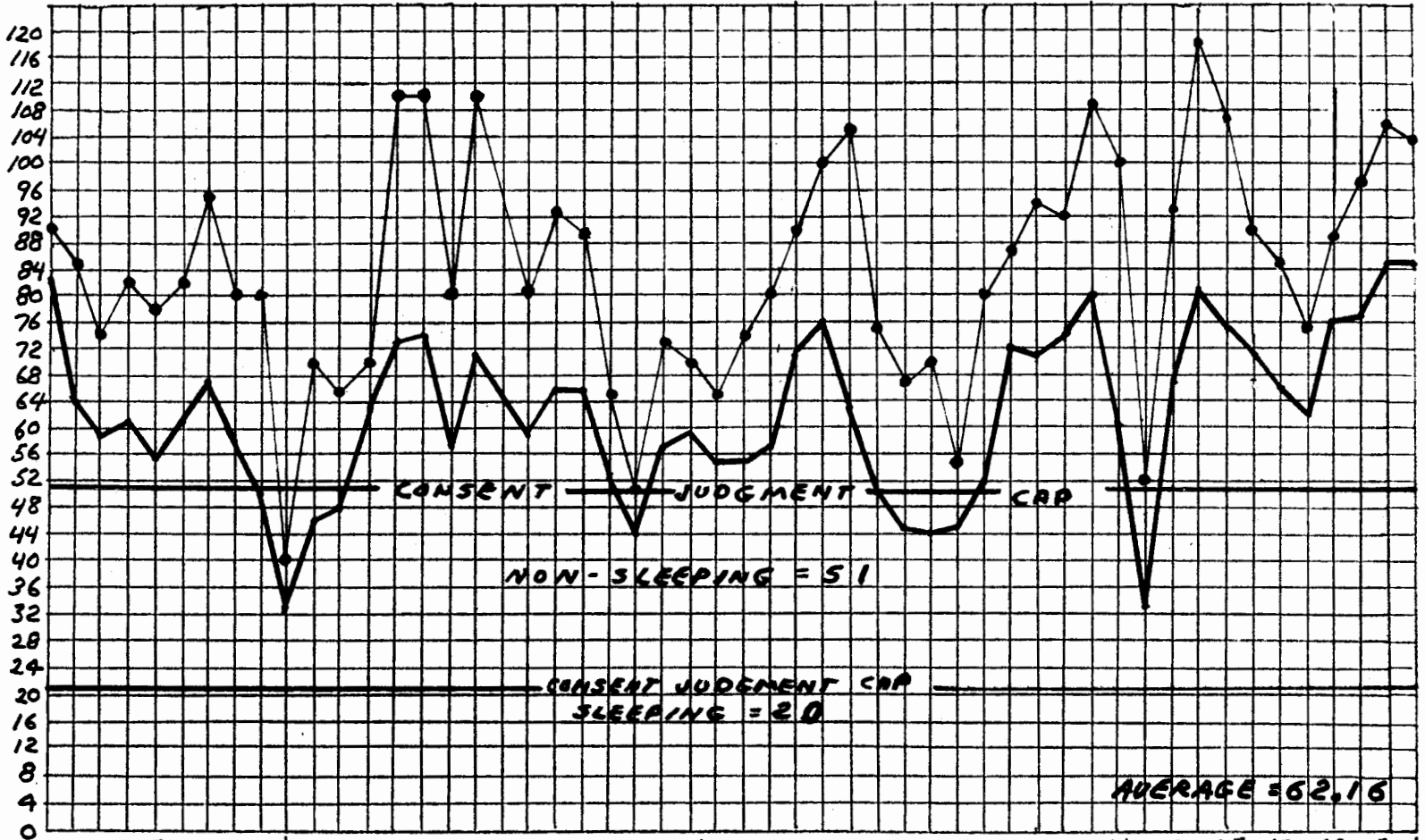
●—● = HIGHEST SINGLE DAY POPULATION THAT WEEK.

— = AVERAGE POPULATION THAT WEEK.

10-24-81

JAIL POPULATION-WEEKLY AVERAGE-52 WEEKS ENDING 10-24-81

RECEIVING

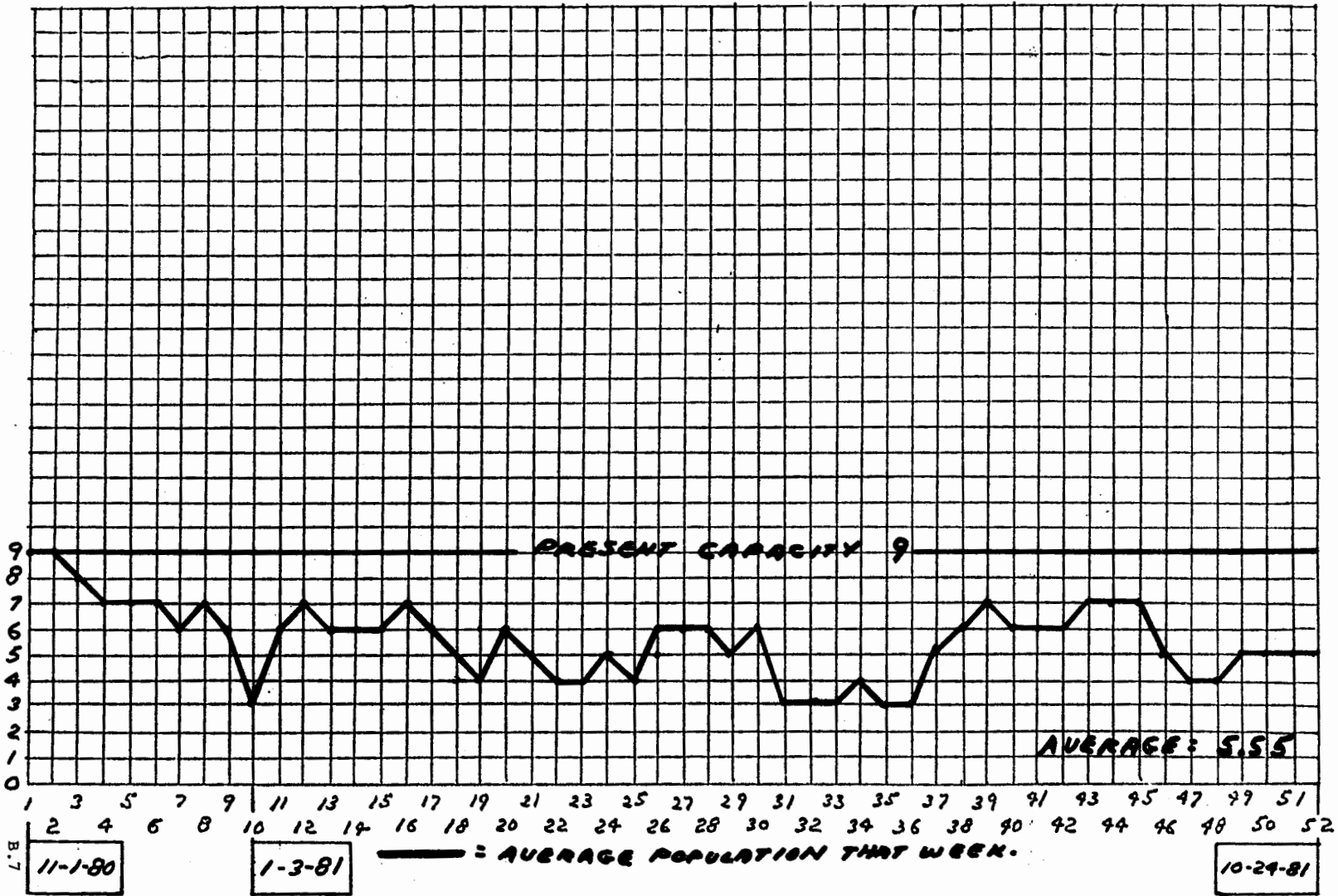


11-1-80 1-3-81 10-24-81

● : HIGHEST SINGLE DAY POPULATION THAT WEEK.
 — : AVERAGE POPULATION THAT WEEK.

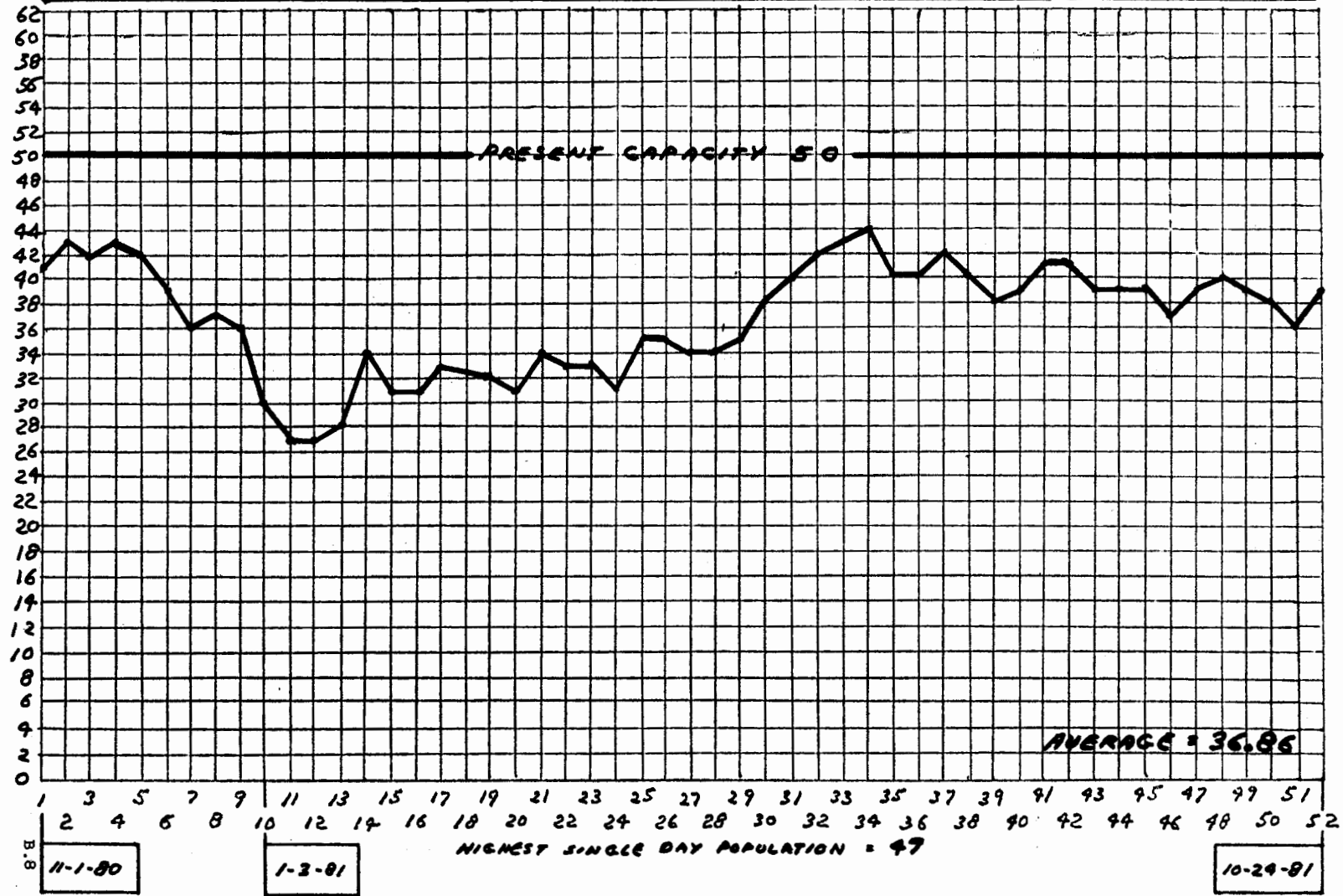
JAIL POPULATION - WEEKLY AVERAGE - 52 WEEKS ENDING 10-29-81

INFORMARY



JAIL POPULATION - WEEKLY AVERAGE - 52 WEEKS ENDING 10-29-81

TRUSTY CAMP



B.B.

11-1-80

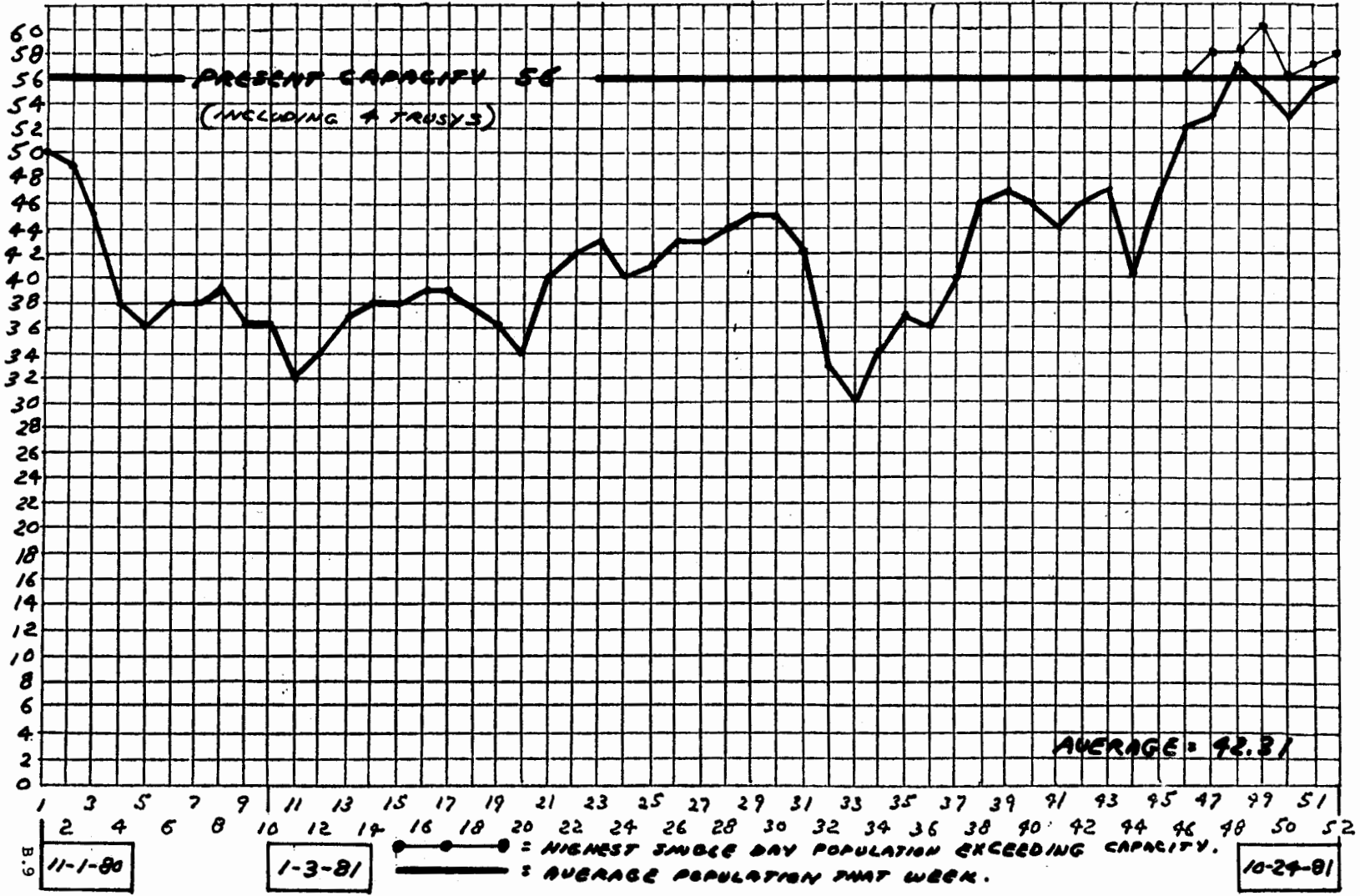
1-3-81

10-29-81

B.B.

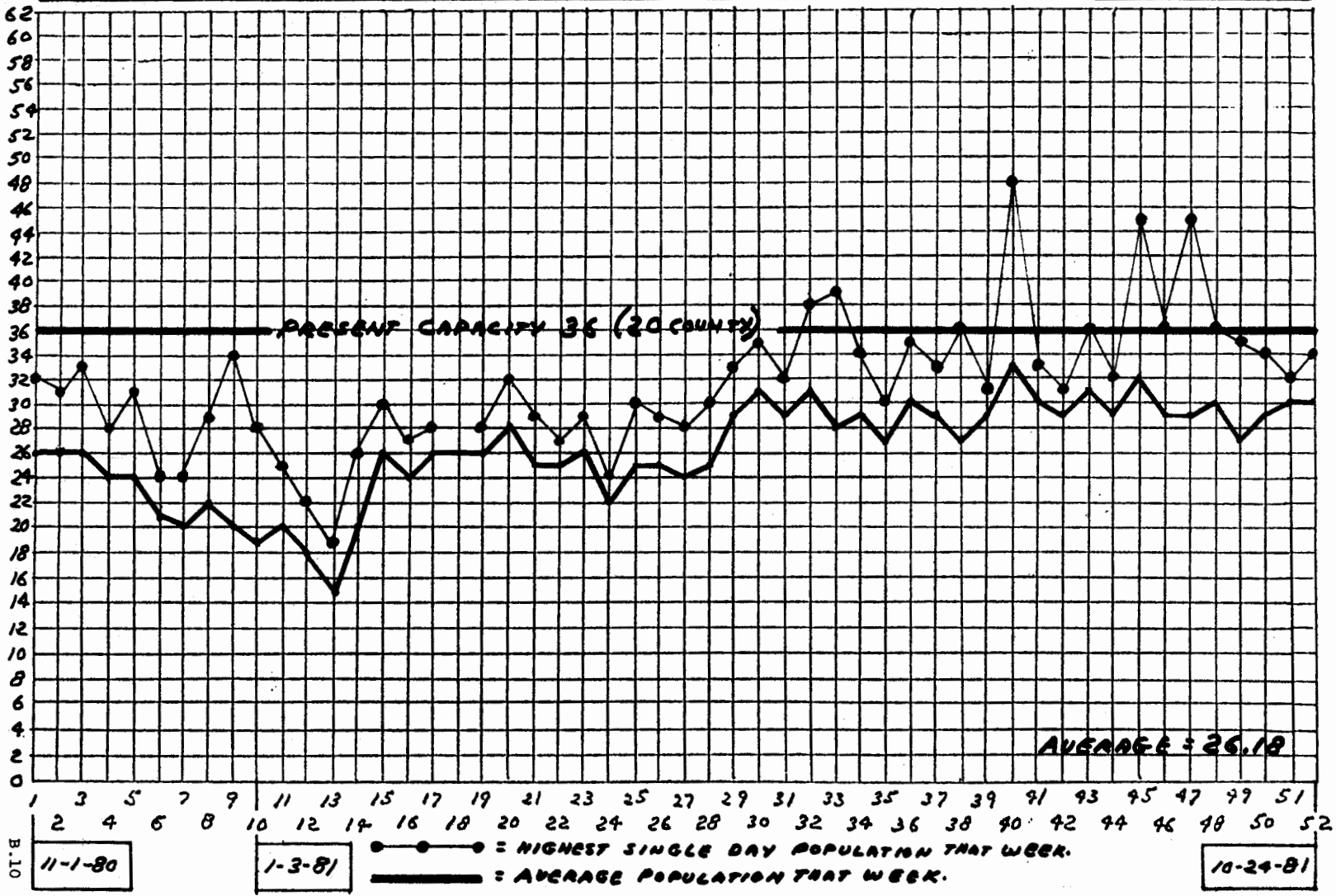
JAIL POPULATION - WEEKLY AVERAGE - 52 WEEKS ENDING 10-29-81

WORK RELEASE



JAIL POPULATION - WEEKLY AVERAGE - 52 WEEKS ENDING 10-24-81

SOUTHFIELD

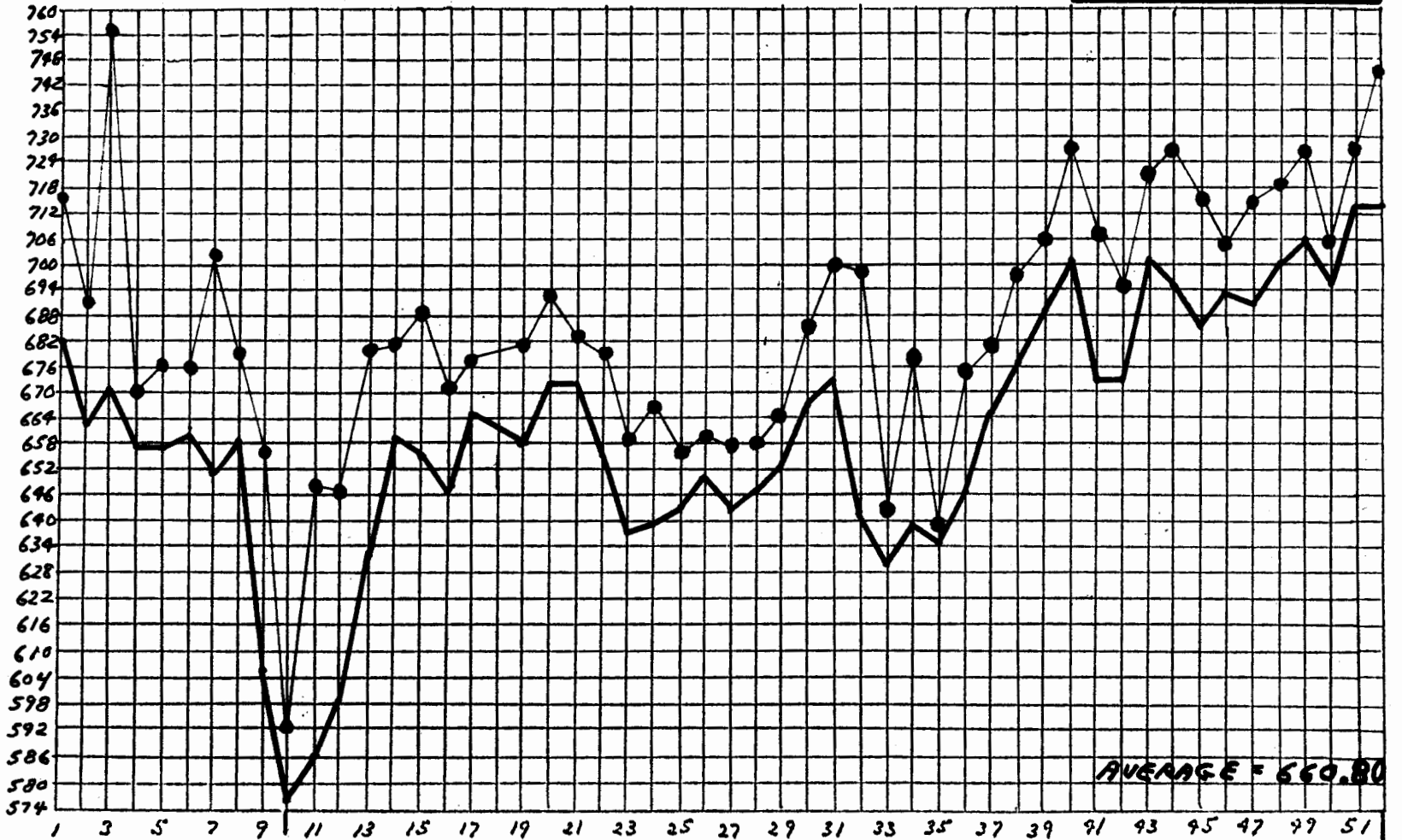


B.10

B.10

JAIL POPULATION - WEEKLY AVERAGE - 52 WEEKS ENDING 10-24-81

TOTAL IN CUSTODY



AVERAGE = 660.80

●●● : HIGHEST SINGLE DAY POPULATION THAT WEEK.
 — : AVERAGE POPULATION THAT WEEK.

B.11

B.11

DEMOGRAPHIC PROFILE-OAKLAND COUNTY JAIL STUDY

ACTUAL NUMBER																		SAMPLE NUMBER	
ACTUAL (DROP TWO LEADING ZEROS)																			INMATE NUMBER
YES=1 NO=2 UNKNOWN=9.																			U.S. CITIZENSHIP
SEE CODE SHEET # , N/A-DOES NOT LIVE IN OAKLAND COUNTY=88 UNKNOWN=99																			CITY, VILLAGE, TOWNSHIP RESIDENCE
OAKLAND=1 WA/NE=2 MACOMB=3 WASHTENAW=4 GENESEE=6 LAPEER=7 OTHER MI.=8 UNKNOWN=9 OUT-OF-STATE=10 OUT-OF-COUNTRY																			COUNTY OF RESIDENCE
SINGLE=1 MARRIED=2 DIVORCED=3 UNKNOWN=9.																			MARITAL STATUS
NUMBER=NUMBER NOT APPLICABLE=88 UNKNOWN=99.																			NUMBER OF CHILDREN
NO PROBLEM=0 MINOR PROBLEM=1 MAJOR PROBLEM=2 NO CLASSIFICATION=8.																			PREARRAIGNMENT PSYCHOLOGICAL PROFILE
SEE CODE SHEET #																			POST-ARRAIGNMENT CLASS.
ACTUAL DATE (WITH ZERO'S)																			DATE OF BIRTH
ACTUAL AGE.																			AGE AT BOOKING
WHITE=1 BLACK=2 OTHER=3 UNKNOWN=9																			RACE
MALE=1 FEMALE=2 UNKNOWN=3																			SEX
NONE=1 ACTIVE=2 HONORABLE DISCHARGE=3 GENERAL-UNIFORM HIGH CONDITIONS=4 UNDER CONDITIONS OTHER THAN HONORABLE=5 BAD CONDUCT=6 DISMISSED=7 W/DE. JUDG=8 W/DE. 9																			MILITARY SERVICE
SPOUSE=1 RELATIVE=2 FRIEND=3 ATTORNEY=4 NO ONE=5 OTHER=6 UNKNOWN=7																			CONTACT AT BOOKING
EMPLOYED=1 UN-EMPLOYED=2 LAID OFF=3 UNKNOWN=9																			EMPLOYMENT STATUS
STUDENT=01 PROFESSIONAL=02 CLERICAL=03 TRADE=04 LABOR=05 MANAGEMENT=06 AGRICULTURE=07 MILITARY=08 UNKNOWN=09 RETAIL=10 OTHER=11																			OCCUPATION
USE MILITARY TIME																			BOOKING TIME
ACTUAL																			BOOKING NUMBER
SEE CODE SHEET #																			ARRESTING AUTHORITY
SEE CODE SHEET #																			ARREST LOCATION
ACTUAL DATE																			ARREST DATE
SEE ORIGINAL PRINT OUT																			NUMBER OF BOOKING DATES-1980
SEE ORIGINAL PRINT OUT																			CHARGES BOOKED-1980
SEE ORIGINAL PRINT OUT																			CHARGES INCLUDED-1980

**OAKLAND COUNTY
GOVERNMENTAL
REFERENCE LIBRARY**

OAKLAND COUNTY JAIL POPULATION STUDY

CODING SHEET - MISCELLANEOUS

SAMPLE NUMBER CODE

- I. This is a four digit code used to identify each case selected in the sample.
 - A. The three left digits are the sequence in which the selected inmates were found in the computer print-out of all inmates booked in 1980. (A unique number for each inmate).
 - B. The right digit identifies specific cases for which that inmate was booked in 1980.
 - 1. This right hand digit is always for the inmates booked on a single charge during 1980.
 - 2. For those inmates with multiple charges, the right hand digit reflects the charge. (From one to nine)
 - 3. This results in a unique four digit code for each charge.

DATE CODE

- I. This is a six digit code to reflect the date an event took place.
 - A. Left two digits = month
 - B. Center two digits = date of day
 - C. Right two digits = year

DAY OF WEEK CODE

- I. This two digit code identifies the day of the week an event took place.
 - A. This information is necessary to measure time between events in actual working days and to measure the effect of week-ends and legal holidays.
- 01 Week day
 - 02 Friday
 - 03 Saturday
 - 04 Sunday
 - 05 Day before Holiday
 - 06 Holiday

- 07 Inclement weather day
- 08 Monday
- 09 Unknown
- 10 Day after 3 day Holiday Week-end
- 11 Day after 1 day Holiday

PRE-SENTENCE INVESTIGATION CODE

I. This is a one digit code

1 = Jury trial

2 = Non-jury trial

DEFENSE ATTORNEY CODE

I. This is a one digit code

1 = Court appointed defense attorney

2 = Privately retained defense attorney

OAKLAND COUNTY JAIL POPULATION STUDY

CODING SHEET - DEMOGRAPHIC INFORMATION

I. In addition to the residence information found on other coding sheets, the following demographic codes were used:

UNITED STATES CITIZENSHIP

1 = yes
2 = no
9 = unknown

MARITAL STATUS

1 = single
2 = married
3 = divorced
9 = unknown

NUMBER OF CHILDREN

A two digit code for number

88 = not applicable
99 = unknown

DATE OF BIRTH

A six digit code

two left digits = Month
two center digits = Date
two right digits = Year

AGE

A two digit code for age as given

RACE

1 = white
2 = black
3 = other
9 = unknown

SEX

1 = male
2 = female
3 = unknown

PRIOR MILITARY SERVICE

- 1 = none
- 2 = active
- 3 = honorable discharge

- 4 = general discharge under honorable conditions
- 5 = under conditions other than honorable
- 6 = bad conduct
- 7 = dishonorable
- 8 = undescribed
- 9 = unknown

CONTACT AT BOOKING

- 1 = spouse
- 2 = relative
- 3 = friend
- 4 = attorney
- 5 = none
- 6 = other
- 9 = unknown

EMPLOYMENT STATUS

- 1 = employed
- 2 = unemployed
- 3 = laid off
- 9 = unknown

OCCUPATION

- 01 = student
- 02 = professional
- 03 = clerical
- 04 = trade
- 05 = laborer
- 06 = management
- 07 = agriculture
- 08 = military
- 09 = unknown
- 10 = retail
- 11 = other

OAKLAND COUNTY JAIL POPULATION STUDY

CODING SHEET - RESIDENCE OF INMATES

I. The following two digit codes identify the City, Village, Township or other location which is the inmate's residence.

CITIES

- 01 BERKLEY
- 02 BIRMINGHAM
- 03 BLOOMFIELD HILLS
- 04 CLAWSON
- 05 FARMINGTON
- 06 FARMINGTON HILLS
- 07 FERNDALE
- 08 HAZEL PARK
- 09 HUNTINGTON WOODS
- 10 KEEGO HARBOR
- 11 LATHRUP VILLAGE
- 12 MADISON HEIGHTS
- 13 NORTHVILLE
- 14 NOVI
- 15 OAK PARK
- 16 ORCHARD LAKE VILLAGE
- 17 PLEASANT RIDGE
- 18 PONTIAC
- 19 ROCHESTER
- 20 ROYAL OAK
- 21 SOUTHFIELD
- 22 SOUTH LYON
- 23 SYLVAN LAKE

CITIES - continued

- 24 TROY
- 25 WALLED LAKE
- 26 WIXOM

TOWNSHIPS

- 27 ADDISON
- 28 AVON
- 29 BLOOMFIELD
- 30 BRANDON
- 31 COMMERCE
- 32 GROVELAND
- 33 HIGHLAND
- 34 HOLLY
- 35 INDEPENDENCE
- 36 LYON
- 37 MILFORD
- 38 NOVI
- 39 OAKLAND
- 40 ORION
- 41 OXFORD
- 42 PONTIAC
- 43 ROSE
- 44 ROYAL OAK
- 45 SOUTHFIELD

TOWNSHIPS - continued

- 46 SPRINGFIELD
- 47 WATERFORD
- 48 WEST BLOOMFIELD
- 49 WHITE LAKE

VILLAGES

- 50 BEVERLY HILLS
- 51 BINGHAM FARMS
- 52 CLARKSTON
- 53 FRANKLIN
- 54 HOLLY
- 55 LAKE ANGELUS
- 56 LAKE ORION
- 57 LEONARD
- 58 MILFORD
- 59 ORTONVILLE
- 60 OXFORD
- 61 WOLVERINE LAKE

OTHER

- 62 KENSINGTON METRO PARK
- 63 OAKLAND UNIVERSITY CAMPUS
- 64 OAKLAND COMMUNITY COLLEGE
- 65 MICHIGAN DEPARTMENT OF NATURAL RESOURCES
- 66 OAKLAND COUNTY - UNSPECIFIED
- 88 OUT OF COUNTY
- 99 UNKNOWN

II. The following two digit codes identify the County of residence of inmates involved in this study.

01 OAKLAND

02 WAYNE

03 MACOMB

04 WASHTENAW

05 ---

06 GENESEE

07 LAPEER

08 OTHER MICHIGAN COUNTIES

09 UNKNOWN

10 OUT OF STATE

11 OUT OF COUNTY

OAKLAND COUNTY JAIL POPULATION STUDY

CODING SHEET - ARRESTING AUTHORITIES

I. The following two digit codes identify the arresting agencies in the cases involved in this study.

- 01 BERKLEY POLICE DEPARTMENT
- 02 BEVERLY HILLS VILLAGE PUBLIC SAFETY
- 03 BIRMINGHAM POLICE DEPARTMENT
- 04 BLOOMFIELD HILLS PUBLIC SAFETY
- 05 BLOOMFIELD TOWNSHIP POLICE DEPARTMENT
- 06 CLAWSON POLICE DEPARTMENT
- 07 FARMINGTON PUBLIC SAFETY
- 08 FARMINGTON HILLS PUBLIC SAFETY
- 09 FERNDALE POLICE DEPARTMENT
- 10 FRANKLIN VILLAGE POLICE DEPARTMENT
- 11 HAZEL PARK POLICE DEPARTMENT
- 12 HOLLY VILLAGE POLICE DEPARTMENT
- 13 HUNTINGTON WOODS PUBLIC SAFETY
- 14 INDEPENDENCE TOWNSHIP PUBLIC SAFETY
- 15 KEEGO HARBOR POLICE DEPARTMENT
- 16 KENSINGTON METRO PARK POLICE DEPARTMENT
- 17 LAKE ANGELUS VILLAGE POLICE DEPARTMENT
- 18 LAKE ORION VILLAGE POLICE DEPARTMENT
- 19 LATHRUP VILLAGE POLICE DEPARTMENT
- 20 MADISON HEIGHTS POLICE DEPARTMENT
- 21 MICHIGAN STATE POLICE

- 22 MILFORD POLICE DEPARTMENT
- 23 NOVI POLICE DEPARTMENT
- 24 OAKLAND COUNTY PUBLIC SAFETY
- 25 OAKLAND COUNTY SHERIFF DEPARTMENT
- 26 OAK PARK PUBLIC SAFETY
- 27 ORCHARD LAKE VILLAGE POLICE DEPARTMENT
- 28 OXFORD VILLAGE POLICE DEPARTMENT
- 29 PLEASANT RIDGE POLICE DEPARTMENT
- 30 PONTIAC POLICE DEPARTMENT
- 31 PONTIAC TOWNSHIP POLICE DEPARTMENT
- 32 ROCHESTER POLICE DEPARTMENT
- 33 ROYAL OAK POLICE DEPARTMENT
- 34 ROYAL OAK TOWNSHIP POLICE DEPARTMENT
- 35 SOUTHFIELD POLICE DEPARTMENT
- 36 SOUTH LYON PUBLIC SAFETY
- 37 SYLVAN LAKE POLICE DEPARTMENT
- 38 TROY POLICE DEPARTMENT
- 39 WALLED LAKE POLICE DEPARTMENT
- 40 WATERFORD TOWNSHIP POLICE DEPARTMENT
- 41 WEST BLOOMFIELD TOWNSHIP POLICE DEPARTMENT
- 42 WHITE LAKE TOWNSHIP POLICE DEPARTMENT
- 43 WIXOM POLICE DEPARTMENT
- 44 WOLVERINE LAKE POLICE DEPARTMENT
- 45 OAKLAND COMMUNITY COLLEGE PUBLIC SAFETY
- 46 OAKLAND UNIVERSITY PUBLIC SAFETY
- 47 MICHIGAN DEPARTMENT OF CORRECTIONS
- 48 FRIEND OF THE COURT
- 49 OAKLAND COUNTY PROSECUTOR'S OFFICE
- 50 CIRCUIT COURT

- 51 NARCOTICS ENFORCEMENT TEAM
- 52 ORGANIZED CRIME STRIKE FORCE
- 53 MICHIGAN DEPARTMENT OF NATURAL RESOURCES
- 88 OUT OF COUNTY AGENCIES
- 99 UNKNOWN

OAKLAND COUNTY JAIL POPULATION STUDY

CODING SHEETS - JUDGES AND COURTS

I. The following two digit code identifies the judges and magistrates within the Criminal Justice System.

A. Robert Anderson is listed in both District and Circuit Courts, as he served in both during calendar year 1980, the period covered by this study.

II. The courts were identified by the following two digit codes.

66 = 6th Judicial Circuit (Oakland County)

77 = Oakland County Probate Court

88 = Circuit or District level court outside of Oakland County

85 = Parole Board of Michigan Department of Corrections

99 = Unknown

43 through 52 = District Courts in Oakland County

OAKLAND COUNTY JUDGE CODE SHEET

(66) Circuit Court

(District Court Continued)

01 Stephen Andrews
 02 William Beer
 03 Hilda Gage
 04 Alice Gilbert
 05 Richard Kuhn
 06 George Laplata
 07 F. X. O'Brien
 08 John N. O'Brien
 09 Farrell Roberts
 10 Gene Schnelz
 11 Robert Templin
 12 James Thorburn
 13 Robert Webster
 14 Fredrick Ziem
 60 Robert Anderson

24 John Mann
 25 John Osgood
 26 John Norton
 27 Marvin Frankel
 28 Benjamin Friedman
 29 Jessica Cooper
 30 Norman Feder
 31 Clarence Reid, Jr.
 32 Michael Hand
 33 Margaret Schaeffer
 34 David Breck
 35 Gus Cifelli
 36 Carl Ingraham
 37 Christopher Brown
 38 Robert Cunningham

(77) Probate Court

15 Norman Barnard
 16 Barry Grand
 17 Eugene Moore
 18 John J. O'Brien

39 Louis Fairbrother
 40 James Stelt
 41 Robert Anderson
 42 Kenneth Hempstead
 43 Michael Batchik

(As Written) District Court

19 Dunbar Davis
 20 James Garber
 21 Montague Hunt
 22 Joseph Agnello
 23 Edward Lawrence

44 Martin Boyle
 45 Gerald McNally
 46 Robert Shipper
 47 Mildred Vlaich
 48 William Bolle
 49 James Hand

District Court Continued

50 Bristol Hunter
51 Presiding
52 Mann
53 Faintuck
54 Miesner
55 Sawicki
88 Out of County
85 Parole Board of Michigan, Department of Corrections
99 Unknown

OAKLAND COUNTY JAIL POPULATION STUDY

CODING SHEET-CHARGES

- I. The following 4 digit codes were used for the charges involved in this study.
 - A. The code was originally based on the code used at the jail by booking officers, but as those codes were somewhat generic, differences between gradations of basic charges are reflected in the final code.

- II. To reflect whether the 4 digit code is a felony, misdemeanor or other type of case, the following prefixes were used, making the total charge code five digits.
 - 1 = State Law Misdemeanor - 1 year
 - 2 = State Law Misdemeanor - 2 years
 - 3 = Local Ordinance Misdemeanor - 1 year
 - 4 = Felony
 - 5 = Felony returned to Circuit Court for retrial
by the State Court of Appeals
 - 6 = Friend of the Court case
 - 7 = A Hold for Jurisdictions Outside of Oakland County
 - 8 = A Hold for the Michigan Department of Corrections

- III. The charges are as described on the booking input by the booking officer and/or on the recommendation for warrant by the Prosecuting Attorney's Office.

- IV. There appears to be a need for all involved in the process to use a standard set of descriptions and a standard coding, perhaps the CLEMIS coding, if it includes the local ordinance charges.

- V. The codes are arranged in numerical order of the code.

04.34 Attempted Felonious Assault

04.40 Aggrevated Assault

04.55 Combined charges of 04.32 and 15.21

04.56 Combined charges of 04.31 and 15.21

05.10 Breaking and entering w/intent to commit felony w/force

05.11 Breaking and entering w/intent to commit a felony

05.12 Attempted breaking and entering occupied dwelling (O.D.H.) w/intent
to commit larceny

05.13 Breaking and entering vehicle w/damage to vehicle

05.14 Breaking and entering vehicle w/intent to steal property o/\$5.00

05.20 Entry without persmission

05.21 Entry without breaking w/intent to commit larceny

05.30 Breaking and entering w/intent to commit larceny

05.31 Breaking and entering w/intent to commit larceny without force

05.32 Breaking and entering occupied dwelling w/intent to commit larceny

05.33 Possession of burglary tools

05.77 Breaking and entering coin box

06.10 Larceny from a person

06.13 Larceny by trick

06.40 Larceny from motor vehicle

06.41 Attempted larceny from motor vehicle

06.55 Larceny from watercraft

06.61 Attempted larceny of a mini-bike

06.71 Larceny over \$100

06.72 Shoplifting - simple larceny

06.73 Attempted larceny in (or from) building

06.74 Larceny in (or from) building

06.75 Larceny from vacant building

06.76 *Attempted larceny over \$100/attempted larceny vacant building

06.78 Prowling

06.91 Larceny by conversion

06.92 Larceny by trick

07.11 Joyriding

07.12 Unlawfully driving away an automobile

07.13 Attempted unlawfully driving away and automobile

07.42 Littering

08.09 Simple Assault

08.10 Assault and battery

08.11 Assault w/intent to rob while unarmed

08.40 Resisting arrest and assault on police officer

08.41 Fleeing a police officer

08.42 Obstructing a police officer by disguise

08.43 Failure to obey a police officer and/or obstructing a police officer

08.44 Obstructing justice

08.45 Resisting arrest

09.09 Attempted Arson

09.10 Arson - Dwelling

09.11 Arson - Personal

09.12 Arson - Real Property

09.13 Fire Ordinance

09.14 Burning personal property u/\$50

- 10.10 Uttering and publishing
- 10.30 Forgery
- 10.31 Altered plates
- 10.32 No front plates

- 11.10 Check w/out funds
- 11.11 Check non-sufficient funds - under \$50
- 11.12 Check non-sufficient funds - over \$50
- 11.13 Three non-sufficient funds in 10 days
- 11.40 *Fraudulent use of credit card
- 11.41 Contractor unlicensed/att. controlled sub. by fraud
- 11.42 Obtaining controlled substance by fraud
- 11.43 Defrauding innkeeper
- 11.44 Attempted false pretense
- 11.45 False pretense - over \$100
- 11.46 False pretense - under \$100
- 11.47 Welfare Fraud
- 11.48 *Conspiracy to commit a misdemeanor larceny u/\$100 - violation builder fund
- 11.55 Fraud

- 12.10 Embezzlement
- 12.11 Embezzlement by agent

- 13.21 Receiving and concealing stolen property o/\$100
- 13.22 Receiving and concealing stolen property u/\$100
- 13.25 Attempted receiving and concealing stolen property
- 13.28 Attempt to pass an altered title

- 13.29 Possession w/intent to pass title
- 13.30 Possession stolen property
- 13.31 Possession of stolen credit card
- 13.32 Failure to return rented property
- 13.33 Use of revoked credit card
- 13.35 Attempt to use credit card w/out consent
- 13.36 Use of credit card w/out consent
- 13.37 *Retain credit card w/out consent - illegal use of cred card

- 14.09 Malicious mischief
- 14.10 Malicious destruction of property
- 14.11 Malicious destruction of police/fire property
- 14.12 Malicious destruction of private property over \$100

- 15.10 Carrying concealed weapon (C.C.W.) - person
- 15.11 C.C.W. - Auto
- 15.20 Carrying Concealed Weapon
- 15.21 Possession of firearm while committing a felony
- 15.22 Firearm possession while under influence
- 15.23 Other firearm violation
- 15.24 Carrying firearm with unlawful intent
- 15.25 Aiming firearm without malice
- 15.26 Possession of unregistered firearm

- 16.11 Accosting and soliciting

- 17.20 Indecent exposure
- 17.25 Possession of gambling paraphernalia

18.12 Possession of controlled substance
18.13 Possession of controlled substance w/intent to deliver
18.21 Possession of marijuana

19.00 Gambling

20.20 Cruelty to children
20.30 Non-payment of alimony (Contempt of court F.O.C.)

21.10 Driving while under influence of liquor (D.U.I.L.)
21.11 D.U.I.L. - D.W.I. 2nd or subsequent
21.12 D.U.I.L. - 2nd
21.13 D.U.I.L. - 3rd
21.20 Driving under influence of controlled substance
21.50 Delivery of controlled substance
21.60 Use of controlled substance

22.10 Possession of alcohol by a minor
22.41 Open alcohol in vehicle

23.10 Disorderly
23.11 Public Intoxication
23.12 Consumption of alcohol in public
23.23 Bomb treat

24.10 Disorderly
24.11 Contempt of court

31.50 Failure to stop - property damage accident
31.55 Failure to stop - personal injury accident (felony)
31.56 Failure to stop - personal injury accident (MISD)
31.99 Excessive noise

32.33 Disobey traffic sign

33.47 Prison break
33.48 *Warrant for escape/Correction Dept. Security threat
33.49 *Perjury/failure to return from prison leave
33.50 Shortwave radio violation

40.15 Driving - reckless
40.41 Speeding
40.42 Driving - careless

41.10 Driving w/license suspended
41.11 Driving - while license expired
41.12 Driving -w/o having obtained license
41.13 Driving - with license suspended or revoked
41.14 Driving - with license suspended or revoked - 2nd
41.15 Driving w/o registration or operators license on person
41.40 Driving - while impaired
41.41 Driving - while impaired - 2nd

50.00 Conspiracy to violate franchise investment law
50.01 Violation of franchise law
50.50 No posecutor's charge

- 80.00 Overweight - overloaded
- 80.20 Littering object in path of vehicle

- 81.00 Violation of park curfew

- 82.00 Military desertion

OAKLAND COUNTY JAIL POPULATION STUDY

CODING SHEET - BOND TYPES

I. The following two digit code was developed for this study to identify the types of bonds involved.

A. There is probably some duplication in this code because the code reflects the types of bonds mentioned in the booking and court records studied.

1. There is need for a common bond terminology and coding so that comparable records can be kept, from court to court and police agency to police agency.

- 01 NO BOND AVAILABLE
- 02 CASH BOND
- 03 SURETY BOND
- 04 10% BOND
- 05 PERSONAL BOND
- 06 ROR
- 07 CONDITIONAL RELEASE
- 08 MONEY BAIL WITH CONDITIONS
- 09 INTERIM BOND
- 10 CASH/SURETY BOND
- 11 PERSONAL SURETY
- 12 COOPERATE SURETY
- 13 BOND FORFEITED
- 14 TYPE NOT KNOWN
- 15 NO 10% MUST PAY FULL AMOUNT
- 16 AMOUNT OF PERSONAL BOND UNKNOWN
- 17 CS OR 10%

OAKLAND COUNTY JAIL POPULATION STUDY

CODING SHEETS - EVENT CODES

- I. The following two digit codes were used to describe specific events in the processing of a defendant through the criminal justice system.
- A. This code was developed for, and is unique to, this study.
- B. The purposes for coding these events, were:
1. To compare the steps taken in different cases.
 2. To measure the time between events.
 3. To identify the sequence in which events occur.

- 01 BOOKING
- 02 DISTRICT COURT ARRAIGNMENT
- 03 PRE-EXAM CONFERENCE
- 04 DISTRICT COURT PRE-TRIAL CONFERENCE
- 05 PRELIMINARY EXAMINATION
- 06 DISTRICT COURT TRIAL
- 07 CIRCUIT COURT ARRAIGNMENT
- 08 Y.T.A. HEARING
- 09 CIRCUIT COURT PRE-TRIAL CONFERENCE
- 10 CIRCUIT COURT TRIAL
- 11 DISTRICT COURT SENTENCING
- 12 CIRCUIT COURT SENTENCING
- 13 ATTORNEY APPEARANCE FILED
- 14 ATTORNEY REQUESTED - NOT AT OTHER EVENT
- 15 PLEA FILED - NOT AT OTHER EVENT
- 16 REVIEW OF SENTENCE UNDER ADVISEMENT
- 17 REVIEW OF DELAYED SENTENCE
- 18 REVIEW OF SENTENCE

- 19 BENCH WARRANT ISSUED - NOT AT OTHER EVENT
- 20 WAIVER OF ARRAIGNMENT IN CIRCUIT COURT
- 21 CHANGE OF PLEA - NOT AT OTHER EVENT
- 22 PROSECUTOR MOVES TO DISMISS CASE - NOT AT OTHER EVENT
- 23 HEARING TO QUASH INFORMATION
- 24 ORDER FORENSIC EXAM - NOT AT OTHER EVENT
- 25 ORDER TO NOLLE PROSQUI - NOT AT OTHER EVENT
- 26 ORDER PRE-DISPOSITION INVESTIGATION - NOT AT OTHER EVENT
- 27 HEARING TO REVIEW SENTENCE AFTER PROBATION VIOLATION
- 28 COMPETENCY HEARING (AFTER FORENSIC EXAM)
- 29 RE-ARRAIGNMENT IN CIRCUIT COURT AFTER REMAND BACK FROM COURT OF APPEALS
- 30 CIRCUIT COURT/FRIEND OF COURT DISPOSITION
- 31 LOWER BOND - NOT AT OTHER EVENT

OAKLAND COUNTY JAIL POPULATION STUDY

CODING SHEET - DEFENSE ACTIONS

I. The following two digit codes identify actions taken by the Defense during the processing of a defendant through the criminal justice system.

A. Such actions were usually noted in the court records.

B. This code was developed for and is unique to this study.

- 01 PLEAD GUILTY
- 02 PLEAD NOT-GUILTY
- 03 STAND MUTE
- 04 PLEAD GUILTY TO A LESSER CHARGE
- 05 WAIVE PRELIMINARY EXAM
- 06 PLEAD NOT-GUILTY, AND REQUEST COURT APPOINTED ATTORNEY
- 07 STAND MUTE AND REQUEST COURT APPOINTED ATTORNEY
- 08 NO CONTEST
- 09 FAIL TO APPEAR
- 10 MOVE DISMISSAL
- 11 MOVE TO HAVE CHARGE REDUCED
- 12 REQUEST ADJOURNMENT
- 13 REQUEST COURT APPOINTED ATTORNEY
- 14 FAIL TO COMPLY WITH A COURT ORDER
- 15 REQUEST JURY TRIAL
- 16 ATTORNEY MOTION
- 17 REQUEST FOR BOND TO BE RETURNED BECAUSE TOT OTHER AGENCY
- 18 DEFENDANT TO RETAIN ATTORNEY
- 19 DEMAND EXAMINATION
- 20 OBJECT TO MOTION TO ADJOURN
- 21 DEMAND JURY TRIAL

- 22 REQUEST BOND REDUCTION
- 23 COMPLIED WITH COURT ORDER
- 24 PLEAD GUILTY BY MAIL
- 25 WAIVE RIGHT TO JURY TRIAL
- 26 PAID COST AND REPORTED PER PROBATION TERMS
- 27 PLEAD NOT GUILTY AND DEMAND EXAMINATION
- 28 PETITION FOR YTA HEARING
- 29 PLEAD GUILTY UNDER YTA
- 30 MOTION TO QUASH INFORMATION
- 31 PETITION FORENSIC EXAM
- 32 MOVE TO REMAND
- 33 PAID COURT FEES

OAKLAND COUNTY JAIL POPULATION STUDY

CODING SHEET - PROSECUTOR'S ACTIONS

I. The following two digit codes identify actions taken by the Oakland County Prosecutor's Office during the processing of a defendant through the criminal justice system.

A. Such actions were not noted in the records of all cases, but where noted, they were included in the data collected.

B. This code was developed for and is unique to this study.

- 01 ADD CHARGES
- 02 REQUEST HIGHER BOND
- 03 ADD CHARGE OF HABITUAL OFFENDER
- 04 DROP CHARGE OF HABITUAL OFFENDER
- 05 DROP CHARGE
- 06 NOLLE PROSQUE
- 07 DROP ADDITIONAL CHARGES WHEN DEF. PLEADS GUILTY TO OTHER CHARGE
- 08
- 09 DROP CHARGE, LESSER CHARGE ADDED AND DEF. PLEADS TO LESSER CHARGE
- 10 MOVE DISMISSAL
- 11 OBJECT TO ADJOURNMENT
- 12 REQUEST ADJOURNMENT
- 13 ACCEPT LESSER PLEA

OAKLAND COUNTY JAIL POPULATION STUDY

CODING SHEET - COURT ACTIONS (NON - SENTENCING)

I. The following two digit codes identify non-sentencing actions taken by the court during the processing of a defendant through the criminal justice system.

A. This code was developed for and is unique to this study.

- 01 ORDER FORENSIC EXAMINATION
- 02 ORDER PRE-SENTENCE INVESTIGATION
- 03 ORDER PRE-DISPOSITION INVESTIGATION
- 04 BIND OVER TO CIRCUIT COURT
- 05 ISSUE BENCH WARRANT - FTA
- 06 REMAND TO LOWER COURT
- 07 ORDER TOT OTHER AREA
- 08 DISMISS CASE
- 09 FIND NOT GUILTY
- 10 FIND GUILTY - BUT MENTALLY ILL
- 11 FIND NOT GUILTY - REASON OF INSANITY
- 12 CANCEL BENCH WARRANT
- 13 ISSUE BENCH WARRANT - PROBATION/PAROLE VIOLATION
- 14 ISSUE BENCH WARRANT - TRAFFIC
- 15 ISSUE BENCH WARRANT - MISCELLANEOUS NON-TRAFFIC
- 16 ISSUE BENCH WARRANT - FELONY
- 17 FIND GUILTY BY JUDGE
- 18 FIND GUILTY BY JURY
- 19 ACCEPT GUILTY PLEA
- 20 ORDER YTA HEARING
- 21 ORDER AHSEP
- 22 POSTPONE SENTENCING DATE
- 23 TAKE UNDER ADVISEMENT

24 DISMISS PRIMARY CHARGE - ACCEPT SECONDARY CHARGE

25 DISMISS SECONDARY CHARGE(S)

26 SENTENCE ON ORIGINAL CHARGE FOR PROBATION VIOLATION

27 YTA GRANTED

28 YTA DENIED

29 FIND GUILTY OF REDUCED CHARGE

30 ACCEPT GUILTY PLEA ON REDUCED CHARGE

31 ISSUE BENCH WARRANT - FAIL TO PAY

32 RELODGE

33 RELEASE - PENDING INVESTIGATION

34 DEFENDANT MUTE - COURT ENTERS PLEA OF NOT GUILTY

35 ORDER AHSEP AND TAKE UNDER ADVISEMENT

36 REDUCE BOND

37 DISMISS WITHOUT PREJUDICE

38 ADJOURN

39 DEFENDANT PLEADS GUILTY - COURT ENTERS PLEA OF NOT GUILTY

40 DISMISS PRIMARY CHARGE, ACCEPT SECONDARY CHARGE AND ORDER
PRE-SENTENCE INVESTIGATION

41 FORFEIT BOND

42 SENTENCE ON ORIGINAL CHARGE FOR PROBATION VIOLATION AND TAKE
UNDER ADVISEMENT

43 FIND GUILTY OF REDUCED CHARGE AND ORDER PRE-SENTENCE INVESTIGATION

44 FIND NOT GUILTY BY JURY

45 MOTION DENIED

46 DECLARE CAUSE NOLLE PROSEQUI

47 ORDER PRIVATE DETECTIVE

48 FIND INCOMPETENT TO STAND TRIAL AND COMMIT TO MENTAL HEALTH DEPT.

49 DETERMINED TO HAVE RETURNED TO COMPETENCY AS MENTALLY ILL BUT CRIMINALLY
RESPONSIBLE

50 REMAND FROM COURT OF APPEALS

- 51 ORDERED TO PAY CHILD SUPPORT/ALIMONY BUT NO FINDING OF CONTEMPT OF COURT
- 52 FIND GUILTY OF CONTEMPT OF COURT BUT RELEASED PENDING HEARING ON SUPPORT PAYMENTS
- 53 ORDER FOC TO REASSESS THE ARREARAGE BASED ON ACTUAL INCOME
- 54 GARNISHEE WAGES
- 55 NOT GUILTY BY REASON OF INSANITY AND ORDER COMMITMENT TO FORENSIC CENTER
- 56 DEFENDANT DID NOT RETURN FROM COURT BUT ACTUAL COURT ACTION NOT TAKEN
- 57 SENTENCE - CIRCUIT COURT
- 58 SENTENCE - DISTRICT COURT
- 59 RELEASE DEFENDANT AT COURT
- 60 CLOSE CASE BY BOND FORFEITURE

OAKLAND COUNTY JAIL POPULATION STUDY

CODING SHEET - SENTENCES

The following codes are used to identify and quantify the many sentencing alternatives used in Oakland County Courts.

SENTENCE COMBINATION CODE

- I. Because many sentences involved combinations on and "and" or "or" basis, the right hand digit of all sentencing options are coded as follows:
 - 1 = that item of sentencing alone
 - 2 = that item of sentencing and all others also coded with a 2 as the right hand digit
 - 3 = that item of sentencing or all others also coded with a 3 as the right hand digit.

JAIL TIME SENTENCE CODE

- I. The following five digit code describes time sentenced to the Oakland County Jail.
 - A. Right hand digit = as "Sentence Combination."
 - B. Left hand digit as follows:
 - 1 = regular jail
 - 2 = week-end sentence
 - 3 = work release
 - 4 = delayed sentence
 - 5 = suspended sentence
 - 6 = trusty camp
 - C. Center three digits = number of days sentenced to (001 through 365)

STATE PRISON SENTENCE CODE

- I. A three digit code
 - A. Number of years sentenced
 - B. 777 = natural life
 - C. Maximum sentence used

CREDIT FOR TIME SERVED

- I. This is a three digit code of the number of jail days credited. (001 through 999)

PROBATION SENTENCE CODE

- I. This is a three digit code of the number of months of probation
 - A. Right hand digit = as "sentence combination."
 - B. Remaining digits = number of months of probation sentenced to. (01 through 99)

FINES AND COSTS SENTENCE CODE

- I. This is a six digit code of the number of dollars of fines and costs.
 - A. In misdemeanor cases, fines and costs were recorded separately, but more often together. For misdemeanor cases they are coded as combined.
 - B. In felony cases, fines and costs were usually recorded separately and are coded separately.
 - C. The right hand digit = as "sentence combination."
 - D. The left five digits are the dollars assessed. (\$00001 through \$9,999.)

RESTITUTION SENTENCED CODE

- I. This is a six digit code
 - A. The extreme right hand digit = as "sentence combinations."
 - B. The left five digits are the dollars assessed (\$00001 through \$9,999).
 - C. In Friend of the Court cases, the amount is the arrearage of Child Support/Alimony.

"OTHER" SENTENCED CODE

- I. This is a three digit code.
 - A. The extreme right hand digit = as "sentence combinations."
 - B. The two left hand digits are as follows:
 - 23 Under Advisement
 - 26 AHSEP (Alcohol Highway Safety Education Program)
 - 27 Driver's Training
 - 28 Prosecutor's Training Program
 - 29 Driver's License Restriction
 - 30 Driver's License suspended
 - 31 Driver's License revoked
 - 32 Community service
 - 33 Delayed sentence
 - 34 suspended sentence
 - 35 AHSEP and under advisement

- 36 Vocational rehabilitation
- 37 Mental counseling
- 38 Drug treatment
- 39 Complete GED
- 40 Lump sum payment of back child support/alimony amount shown in restitution and continue payments at present rate.
- 41 Lump sum payment of back child support/alimony amount shown in restitution and continue payments at a new higher rate.
- 42 Pay lump sum child support/alimony amount show in restitution or $\frac{1}{4}$ that in hours of community service
- 43
- 44
- 45
- 46 Under advisement for one year, if no tickets, dismiss case.
- 47 Dismiss case after 60 days if no new incidences occur
- 56 License suspended for 30 days and alcoholic counseling.

OAKLAND COUNTY JAIL POPULATION STUDY

CODING SHEET - REASONS FOR RELEASE FROM JAIL

I. The following two digit codes identify the reasons persons are released from jail.

A. In those cases in which a person was released, re-booked and again released, every effort was made to code the reason for the last release.

B. This code was developed for and is unique to this study.

- 01 TOT STATE PRISON
- 02 TOT PAROLE DIVISION - DEPT. OF CORRECTIONS
- 03 TOT OTHER JURISDICTION
- 04 HOLD REMOVED
- 05 SENTENCE SUSPENDED
- 06 GIVEN TIME TO PAY
- 07 ON PERSONAL BOND
- 08 PER COURT
- 09 PER PROSECUTOR
- 10 EXTRADITED
- 28 ON ROR
- 29 ON BOND
- 30 SENTENCE SERVED
- 31 FINES, COSTS, RESTITUTION PAID
- 32 CASE DISMISSED
- 33 PER ARRESTING OFFICER
- 34 FINES AND COSTS PAID
- 35 FINES, COSTS, RESTITUTION PAID - ON PROBATION
- 36 PROBATION EXTENDED
- 37 CONDITIONAL RELEASE - MUST MEET OBLIGATION

38 FINES, COSTS, RESTITUTION PAID - MUST MEET OTHER OBLIGATION
39 IN POLICE CUSTODY
40 CREDIT TIME SERVED
41 ALL PROGRAMS COMPLETED
42 PENDING INVESTIGATION
43 TOT FORENSIC CENTER
44 TOT JUVENILE COURT
45 NO VALID WARRANT
46 TOT CLINTON VALLEY HOSA
47 AUTHORITY ON WARRANT NOTIFIED THEY WOULD NOT PICK UP
48 PAROLE VIOLATION REMOVED AND TOT SACRED HEART
49 FINES AND COST PAID AND JAIL TIME SERVED
50 RELEASED ON THIS CHARGE - WRONG SUSPECT
51 ORD. VIOLATION ISSUED

OAKLAND COUNTY JAIL POPULATION STUDY

CODING SHEET - DESTINATION OF T.O.T.

I. This two digit codes identifies the agency (and/or location) to whom an inmate is turned over.

A. This code was developed for and is unique to this study.

- 01 BOND OUT AT OAKLAND COUNTY JAIL
- 02 TOT WAYNE COUNTY
- 03 TOT MACOMB COUNTY
- 04 TOT WASHTENAW COUNTY
- 05 TOT KENT COUNTY
- 06 TOT GENESSEE COUNTY
- 07 TOT LIVINGSTON COUNTY
- 08 TOT GAYLORD SHERIFF
- 09 TOT CHARLVOIX COUNTY
- 10 TOT DETROIT P.D.
- 11 TOT MSP
- 12 TOT MICHIGAN DEPARTMENT OF CORRECTIONS
- 13 TOT U.S. MILITARY
- 14 TOT LIVONIA
- 15 TOT FRASHER, MI.
- 16 TOT PITTSFIELD TWP.
- 17 TOT DEARBORN POLICE
- 18 TOT SHELBY TWP. POLICE
- 19 TOT HAMTRAMCK P.D.
- 20 TOT AUBURN HEIGHTS
- 21 TOT NEW MEXICO /
- 22 BOND OUT OAKLAND COUNTY COURT

- 23 TOT NORTH CAROLINA
- 24 TOT HENZIE COUNTY
- 25 TOT INGHAM COUNTY
- 26 PALM BEACH, S.D.
- 27 CASEVILLE
- 28 CHIPPEWA COUNTY
- 29 TUSCOLA COUNTY
- 30 GRAND BLANC

OAKLAND COUNTY JAIL POPULATION STUDY

ANALYSIS OF OCTOBER 21, 1981

TYPE OF CASES IN SAMPLE

<u>TYPE OF CASE</u>	<u># OF CASES</u>	<u>% OF CASES</u>
FELONY THEFT	119	16.5
FELONY ASSAULTIVE	25	3.5
FELONY DRUG RELATED	17	2.4
FELONY RE: LAW ENFORCEMENT	9	1.2
FELONY DRIVING	10	1.4
FELONY SEXUAL	7	1.0
FELONY ASSAULT ON PROPERTY	5	.7
FELONY MISCELLANEOUS	2	.3
MISDEMEANOR THEFT	37	5.1
MISDEMEANOR ASSAULTIVE	19	2.6
MISDEMEANOR DRUG RELATED	5	.7
MISDEMEANOR RE: LAW ENFORCEMENT	9	1.2
MISDEMEANOR DRIVING	274	38.0
MISDEMEANOR SEXUAL	4	.6
MISD. ASSAULT ON PROPERTY	4	.6
MISD. ALCOHOL - NON DRIVING	31	4.3
MISDEMEANOR MISCELLANEOUS	17	2.4
FRIEND OF THE COURT	53	7.4
PAROLE HOLDS FOR D.O.C.	21	2.9
HOLS & TOT'S FOR OTHER JURISDICTIONS	<u>53</u>	<u>7.4</u>
TOTAL	721	100.2%

OAKLAND COUNTY JAIL POPULATION STUDY

ANALYSIS OF OCTOBER 21, 1981

RELATIONSHIP BETWEEN TYPE OF CASE AND JAIL DAY USAGE

TYPE OF CASE	# OF JAIL DAYS IN SAMPLE	# OF CASES IN SAMPLE	AVERAGE # OF JAIL DAYS
FELONY THEFT	4,748	119	39.9
FELONY ASSAULTIVE	861	25	34.4
FELONY DRUG RELATED	805	17	47.4
FELONY RE: LAW ENFORCEMENT	498	9	55.3
FELONY DRIVING	342	10	34.2
FELONY SEXUAL	336	7	48.0
FELONY ASSAULT ON PROPERTY	43	5	8.6
FELONY MISCELLANEOUS	18	2	9.0
MISDEAMEANOR THEFT	349	37	9.4
MISDEMEANOR ASSAULTIVE	52	19	2.7
MISDEMEANOR DRUG RELATED	13	5	2.6
MISDEMEANOR RE: LAW ENFORCEMENT	19	9	2.1
MISDEMEANOR DRIVING	771	274	2.8
MISDEMEANOR SEXUAL	4	4	1.0
MISDEMEANOR ASSAULT ON PROPERTY	8	4	2.0
MISD. ALCOHOL - NON DRIVING	123	31	4.0
MISDEMEANOR MISCELLANEOUS	98	17	5.8
FRIEND OF THE COURT	356	53	6.7
PAROLE HOLDS FOR D.O.C.	225	21	10.7
HOLDS & TOT'S FOR OTHER JURISDICTIONS	201	53	3.8
TOTAL	9,870	721	

OAKLAND COUNTY JAIL POPULATION STUDY

ANALYSIS OF OCTOBER 21, 1981

RELATIONSHIP BETWEEN TYPE OF CASE AND JAIL DAY USAGE

TYPE OF CASE	# OF JAIL DAYS		# PROJECTED
	IN SAMPLE	% OF TOTAL JAIL DAYS	ACTUAL ANNUAL DAYS IN JAIL*
FELONY THEFT	4,748	48.2	116,255
FELONY ASSAULTIVE	861	8.7	20,984
FELONY DRUG RELATED	805	8.2	19,778
FELONY RE: LAW ENFORCEMENT	498	5.0	12,060
FELONY DRIVING	342	3.5	8,442
FELONY SEXUAL	336	3.4	8,201
FELONY ASSAULT ON PROPERTY	43	.4	965
FELONY MISCELLANEOUS	18	.2	482
MISDEMEANOR THEFT	349	3.5	8,442
MISDEMEANOR ASSAULTIVE	52	.5	1,206
MISDEMEANOR DRUG RELATED	13	.1	241
MISDEMEANOR RE: LAW ENFORCEMENT	19	.2	482
MISDEMEANOR DRIVING	771	7.8	18,813
MISDEMEANOR SEXUAL	4	--	
MISDEMEANOR ASSAULT ON PROPERTY	8	.1	214
MISD. ALCOHOL - NON DRIVING	123	1.3	3,136
MISDEMEANOR MISCELLANEOUS	98	1.0	2,412
FRIEND OF THE COURT	356	3.6	8,683
PAROLE HOLDS FOR D.O.C.	225	2.3	5,547
HOLDS & TOT'S FOR OTHER JURISDICTIONS	<u>201</u>	<u>2.0</u>	<u>4,824</u>
TOTAL	9,870	100.00%	241,192*

*Based on total number of jail days in 365 days per jail population analysis of weekly average reports

OAKLAND COUNTY JAIL POPULATION STUDY

ANALYSIS OF OCTOBER 21, 1981

RELATIONSHIPS BETWEEN TYPE OF CASE AND JAIL DAYS

TYPE OF CASE	CASES		JAIL DAYS				# OF INMATES
	#	%	#	%	AVERAGE	RANGE	
FELONY	194	26.9	7,651	77.5	39.4	1 - 355	180
MISDEMEANOR	400	55.5	1,437	14.6	3.6	1 - 65	386
FRIEND OF THE COURT	53	7.4	356	3.6	6.7	1 - 106	52
PAROLE HOLDS FOR D.O.C.	21	2.9	225	2.3	10.7	1 - 33	19
HOLDS & TOT'S FOR OTHER JURISDICTION	53	7.4	201	2.0	3.8	1 - 73	53
TOTAL	721	100.1%	9,870	100.0%			690

OAKLAND COUNTY JAIL POPULATION STUDY

ANALYSIS OF OCTOBER 22, 1981

RELATIONSHIP BETWEEN TYPE OF CASE, COUNTY OF RESIDENCE AND JAIL DAYS

TYPE OF CASE	OAKLAND	WAYNE	MACOMB	GENESEE	LAPEER	OTHER MICHIGAN	OUT OF STATE	OUT OF COUNTRY	UNKNOWN	TOTAL JAIL DAYS
FELONY	4,470	2,347	212	109		399	59		55	7,651
MISDEMEANOR	1,091	191	39	19	4	74	7	2	10	1,437
FRIEND OF THE COURT	280	11	3	45		2	15			356
PAROLE HOLDS FOR D.O.C.	224	1								225
HOLDS & TOT'S FOR OTHER JURISDICTIONS	120	57	3	5		9	6		1	201
TOTAL	6,185	2,607	257	178	4	484	87	2	66	9,870
% OF TOTAL JAIL DAYS	62.7	26.4	2.6	1.8	-	4.9	.9	-	.7	100%

OAKLAND COUNTY JAIL POPULATION STUDY

FREQUENCY DISTRIBUTION OF:

RESIDENCE X JAIL DAYS

PAGE 1 OF 4

C O D E	RESIDENCE	TOTAL		FELONY		MISD'R.		FRIEND OF THE COURT		PAROLE HOLDS D.O.C.		HOLDS OTHER JURISD'N	
		#	%	#	%	#	%	#	%	#	%	#	%
01	Berkley City	7	-			6	-	1	-				
02	Birmingham City	16	-			14	1	1	-			1	-
03	Bloomfield Hills City	74	1	59	1	15	1						
04	Clawson City	20	-	9	-	11	1						
05	Farmington City	14	-	7	-	5	-					2	1
06	Farmington Hills City	7	-	1	-	6	-						
07	Ferndale City	313	3	246	3	37	3	28	8	2	1		
08	Hazel Park City	171	2	102	1	66	5	3	1				
09	Huntington Woods City	2	-			2	-						
10	Keego Harbor City	12	-	8	-	4	-						
11	Lathrup Village City	6	-			1	-	5	1				
12	Madison Heights City	221	2	195	3	1	-	1	-	24	11		
13	Northville City	3	-	3	-								
14	Novi City	9	-			9	1						
15	Oak Park City	283	3	232	3	37	3	11	3	3	1		
16	Orchard Lake City												
17	Pleasant Ridge City												
18	Pontiac City	3297	33	2516	33	486	34	108	30	124	55	79	39
19	Rochester City	312	3	270	4	42	3						
20	Royal Oak City	163	2	82	1	80	6	1	-				
21	Southfield City	151	2	85	1	45	3	9	3	9	4	3	1

OAKLAND COUNTY JAIL POPULATION STUDY

FREQUENCY DISTRIBUTION OF:

RESIDENCE X JAIL DAYS

PAGE 2 OF 4

C O D E	RESIDENCE	TOTAL		FELONY		MISD'R.		FRIEND OF THE COURT		PAROLE HOLDS D.O.C.		HOLDS OTHER JURISD'N	
		#	%	#	%	#	%	#	%	#	%	#	%
22	South Lyon City	3	-	1	-							2	1
23	Sylvan Lake City												
24	Troy City	86	1	67	1	12	1	2	1			5	2
25	Walled Lake City	351	4	320	4	30	2	1	-				
26	Wixom City	17	-			17	1						
27	Addison Twp.												
28	Avon Twp.	2	-			2	-						
29	Bloomfield Twp.	1	-			1	-						
30	Brandon Twp.												
31	Commerce Twp.	69	1	43	1	16	1			10	4		
32	Groveland Twp.												
33	Highland Twp.	18	-	8	-	9	1					1	-
34	Holly Twp.	45	-	2	-	28	2					15	7
35	Independence Twp.												
36	Lyon Twp.												
37	Milford Twp.	9	-	1	-	7	-	1	-				
38	Novi Twp.	8	-	8	-								
39	Oakland Twp.												
40	Orion Twp.	62	1	59	1	3	-						
41	Oxford Twp.	5	-			5	-						
42	Pontiac Twp.	7	-			7	-						

OAKLAND COUNTY JAIL POPULATION STUDY

FREQUENCY DISTRIBUTION OF:

RESIDENCE X JAIL DAYS

PAGE 3 OF 4

C O D E	RESIDENCE	TOTAL		FELONY		MISD'R.		FRIEND OF THE COURT		PAROLE HOLDS D.O.C.		HOLDS OTHER JURISD'N	
		#	%	#	%	#	%	#	%	#	%	#	%
43	Rose Twp.												
44	Royal Oak Twp.	20	-			4	-			16	7		
45	Southfield Twp.	5	-			5	-						
46	Springfield Twp.	1	-			1	-						
47	Waterford Twp.	35	-			26	2					9	4
48	West Bloomfield Twp.	19	-	1	-	17	1					1	1
49	White Lake Twp.	3	-			3	-						
50	Beverly Hills Vill.												
51	Bingham Farms Vill.												
52	Clarkston Vill.	25	-			11	1			14	6		
53	Franklin Vill.	3	-			3	-						
54	Holly Vill.	1	-			1	-						
55	Lake Angelus Vill.												
56	Lake Orion Vill.	6	-	4	-	2	-						
57	Leonard Vill.	11	-	11	-								
58	Milford Vill.	233	2	125	2	2	-	106	30				
59	Ortonville Vill.	8	-			6	-	1	-			1	1
60	Oxford Vill.	30	-	3	-	4	-	1	-	22	10		
61	Wolverine Lake Vill.												
62	Kensington Metro Park												
63	Oakland Univ. Campus												

OAKLAND COUNTY JAIL POPULATION STUDY

FREQUENCY DISTRIBUTION OF:

RESIDENCE X # OF CASES

PAGE 1 OF 4

C O D E	RESIDENCE	TOTAL		FELONY		MISD'R.		FRIEND OF THE COURT		PAROLE HOLDS D.O.C.		HOLDS OTHER JURISD'N	
		#	%	#	%	#	%	#	%	#	%	#	%
01	Berkley City	4	1			3	1	1	2				
02	Birmingham City	10	1			8	2	1	2			1	2
03	Bloomfield Hills City	6	1	3	2	3	1						
04	Clawson City	2	-	1	1	1	-						
05	Farmington City	8	1	3	2	4	1					1	2
06	Farmington Hills City	5	1	1	1	4	1						
07	Ferndale City	13	2	4	2	5	1	3	6	1	5		
08	Hazel Park City	8	1	3	2	3	1	2	4				
09	Huntington Woods City	1	-			1	-						
10	Keego Harbor City	4	1	1	1	3	1						
11	Lathrup Village City	2	-			1	-	1	2				
12	Madison Heights City	11	2	7	4	1	-	1	2	2	10		
13	Northville City	1	-	1	1								
14	Novi City	4	1			4	1						
15	Oak Park City	11	2	5	3	2	1	3	6	1	5		
16	Orchard Lake City												
17	Pleasant Ridge City												
18	Pontiac City	188	26	45	23	112	28	16	30	11	52	4	8
19	Rochester City	12	2	3	2	9	2						
20	Royal Oak City	14	2	2	1	10	3	1	2	1	5		
21	Southfield City	23	3	3	2	14	4	2	4	1	5	3	6

OAKLAND COUNTY JAIL POPULATION STUDY

FREQUENCY DISTRIBUTION OF:

RESIDENCE X # OF CASES

PAGE 2 OF 4

C O D E	RESIDENCE	TOTAL		FELONY		MISD'R.		FRIEND OF THE COURT		PAROLE HOLDS D.O.C.		HOLDS OTHER JURISD'N	
		#	%	#	%	#	%	#	%	#	%	#	%
22	South Lyon City	2	-	1	1							1	2
23	Sylvan Lake City												
24	Troy City	12	2	1	1	7	2	2	4			2	4
25	Walled Lake City	13	2	6	3	6	2	1	2				
26	Wixom City	7	1			7	2						
27	Addison Twp.												
28	Avon Twp.	2	-			2	1						
29	Bloomfield Twp.	1	-			1	-						
30	Brandon Twp.												
31	Commerce Twp.	15	2	4	2	10	3			1	5		
32	Groveland Twp.												
33	Highland Twp.	10	1	4	2	5	1					1	2
34	Holly Twp.	5	1	1	1	3	1					1	2
35	Independence Twp.												
36	Lyon Twp.												
37	Milford Twp.	6	1	1	1	4	1	1	2				
38	Novi Twp.	1	-	1	1								
39	Oakland Twp.												
40	Orion Twp.	2	-	1	1	1	-						
41	Oxford Twp.	3	-			3	1						
	Pontiac Twp.	3	-			3	1						

OAKLAND COUNTY JAIL POPULATION STUDY

FREQUENCY DISTRIBUTION OF:

RESIDENCE X # OF CASES

C O D E	RESIDENCE	TOTAL		FELONY		MISD'R.		FRIEND OF THE COURT		PAROLE HOLDS D.O.C.		HOLDS OTHER JURISD'N	
		#	%	#	%	#	%	#	%	#	%	#	%
43	Rose Twp.												
44	Royal Oak Twp.	1	-			1	-						
45	Southfield Twp.	4	1			4	1						
46	Springfield Twp.	1	-			1	-						
47	Waterford Twp.	15	2			14	4					1	2
48	West Bloomfield Twp.	10	1	1	1	8	2					1	2
49	White Lake Twp.	1	-			1	-						
50	Beverly Hills Vill.												
51	Bingham Farms Vill.												
52	Clarkston Vill.	8	1			7	2			1	5		
53	Franklin Vill.	2	-			2	1						
54	Holly Vill.	1	-			1	-						
55	Lake Angelus Vill.												
56	Lake Orion Vill.	3	-	2	1	1	-						
57	Leonard Vill.	1	-	1	1								
58	Milford Vill.	4	1	1	1	2	1	1	2				
59	Ortonville Vill.	6	1			4	1	1	2			1	2
60	Oxford Vill.	7	1	3	2	2	1	1	2	1	5		
61	Wolverine Lake Vill.												
62	Kensington Metro Park												
63	Oakland Univ. Campus												

OAKLAND COUNTY JAIL POPULATION STUDY

FREQUENCY DISTRIBUTION OF:

ARRESTING AGENCY X JAIL DAYS

PAGE 1 OF 4

C O D E	RESIDENCE	TOTAL		FELONY		MISD'R.		FRIEND OF THE COURT		PAROLE HOLDS D.O.C.		HOLDS OTHER JURISD'N	
		#	%	#	%	#	%	#	%	#	%	#	%
01	Berkley City PD	12	-	10	-	2	-						
02	Beverly Hills Vill. PS												
03	Birmingham City PD												
04	Bloomfield Hills City PS	15	-	1	-	14	1						
05	Bloomfield Twp. PD	255	3	246	3	9	1					4	2
06	Clawson City PD	17	-			17	1						
07	Farmington City PS	244	2	210	3	34	2						
08	Farmington Hills City PS	44	-	9	-	35	2						
09	Ferndale City PD	282	3	241	3	41	3						
10	Franklin Vill. PD	16	-			16	1						
11	Hazel Park City PD	273	3	205	3	68	5						
12	Holly Vill. PD	20	-			20	1						
13	Huntington Woods City PS												
14	Independence Twp. PS	1	-	1	-								
15	Keego Harbor City PD	1	-			1	-						
16	Kensington Metro Park PD	3	-			3	-						
17	Lake Angelus Vill. PD												

OAKLAND COUNTY JAIL POPULATION STUDY

FREQUENCY DISTRIBUTION OF:

ARRESTING AGENCY X JAIL DAYS

PAGE 2 OF 4

C O D E	RESIDENCE	TOTAL		FELONY		MISD'R.		FRIEND OF THE COURT		PAROLE HOLDS D.O.C.		HOLDS OTHER JURISD'N	
		#	%	#	%	#	%	#	%	#	%	#	%
18	Lake Orion Vill, PD	3	-	3	-								
19	Lathrup Village City PD												
20	Madison Heights City PD	273	3	272	4	1	-						
21	Michigan State Police	88	1	13	-	75	5						
22	Milford PD	11	-	1	-	10	1						
23	Novi PD	8	-	2	-	6	-						
24	Oakland County Public Safety											1	-
25	Oakland County Sheriff	1418	14	1187	16	200	14	26	7			5	2
26	Oak Park City PS	471	5	457	6	14	1						
27	Orchard Lake City PD	5	-			5							
28	Oxford Vill, PD	46	-	12	-	34	2						
29	Pleasant Ridge City PD												
30	Pontiac City PD	1871	19	1560	20	311	22						
31	Pontiac Twp PD	161	2	149	2	12	1					2	1
32	Rochester City PD	87	1	78	1	9	1						
33	Royal Oak City PD	123	1	24	-	99	7						
34	Royal Oak Twp. PD	70	1	66	1	4	-						

OAKLAND COUNTY JAIL POPULATION STUDY

FREQUENCY DISTRIBUTION OF:

ARRESTING AGENCY X JAIL DAYS

PAGE 3 OF 4

C O D E	RESIDENCE	TOTAL		FELONY		MISD'R.		FRIEND OF THE COURT		PAROLE HOLDS D.O.C.		HOLDS OTHER JURISD'N	
		#	%	#	%	#	%	#	%	#	%	#	%
35	Southfield City PD	889	9	804	11	77	5					8	4
36	South Lyon City PD	1	-	1	-								
37	Sylvan Lake City PD	7	-	5	-	2	-						
38	Troy City PD	499	5	428	6	71	5						
39	Walled Lake City PD	144	1	125	2	19	1						
40	Waterford Twp. PD	559	6	485	6	74	5						
41	West Bloomfield Twp. PD	57	1	4	-	53	4						
42	White Lake Twp PD	19	-			19	1						
43	Wixom City PD	30	-	3	-	27	2						
44	Wolverine Lake Vill. PD												
45	Oakland Community College PS												
46	Oakland University PS	7	-			7	-						
47	Michigan Department of Corrections	606	6	376	5	3	-			225	100	2	1
48	Oakland County Friend of the Court	687	7	355	5			330	93			2	1
49	Oakland County Prosecutor	1	-	1									
50	6th Circuit Court	48	-	48	1								

OAKLAND COUNTY JAIL POPULATION STUDY

FREQUENCY DISTRIBUTION OF:

ARRESTING AGENCY X JAIL DAYS

PAGE 4 OF 4

C O D E	RESIDENCE	TOTAL		FELONY		MISD'R.		FRIEND OF THE COURT		PAROLE HOLDS D.O.C.		HOLDS OTHER JURISD'N	
		#	%	#	%	#	%	#	%	#	%	#	%
51	Narcotics Enforcement Team	112	1	109	1	3	-						
52	Organized Crime Strike Force	3	-	3	-								
53	Michigan Department Natural Resources	3	-			3	-						
88	OUT OF COUNTY AGENCIES	95	1	57	1	38	3					173	86
99	UNKNOWN	101	1	100	1	1	-					4	2
TOTAL		9870	98	7651	100	1437	97	356	100	225	100	201	99

OAKLAND COUNTY JAIL POPULATION STUDY

FREQUENCY DISTRIBUTION OF:

ARRESTING AGENCY X # OF CASES

PAGE 1 OF 4

C O D E	RESIDENCE	TOTAL		FELONY		MISD'R.		FRIEND OF THE COURT		PAROLE HOLDS D.O.C.		HOLDS OTHER JURISD'N	
		#	%	#	%	#	%	#	%	#	%	#	%
01	Berkley City PD	2	-	1	1	1	-						
02	Beverly Hills Vill. PS												
03	Birmingham City PD												
04	Bloomfield Hills City PS	2	-	1	1	1	-						
05	Bloomfield Twp. PD	10	1	4	2	5	1					1	2
06	Clawson City PD	2	-			2	1						
07	Farmington City PS	5	1	2	1	3	1						
08	Farmington Hills City PS	6	1	4	2	2	1						
09	Ferndale City PD	9	1	5	3	4	1						
10	Franklin Vill. PD	6	1			6	2						
11	Hazel Park City PD	9	1	4	2	5	1						
12	Holly Vill. PD	4	1			4	1						
13	Huntington Woods City PS												
14	Independence Twp. PS	1	-	1	1								
15	Keego Harbor City PD	1	-			1	-						
16	Kensington Metro Park PD	1	-			1	-						
17	Lake Angelus Vill. PD												

OAKLAND COUNTY JAIL POPULATION STUDY

FREQUENCY DISTRIBUTION OF:

ARRESTING AGENCY X # OF CASES

PAGE 2 OF 4

C O D E	RESIDENCE	TOTAL		FELONY		MISD'R.		FRIEND OF THE COURT		PAROLE HOLDS D.O.C.		HOLDS OTHER JURISD'N	
		#	%	#	%	#	%	#	%	#	%	#	%
18	Lake Orion Vill. PD	1	-	1	1								
19	Lathrup Village City PD												
20	Madison Heights City PD	5	1	4	2	1	-						
21	Michigan State Police	33	5	5	3	28	7						
22	Milford Vill. PD	4	1	1	1	3	1						
23	Novi City PD	3	-	1	1	2	1						
	Oakland County Public Safety	1	-									1	2
25	Oakland County Sheriff	132	18	32	16	96	24	1	2			3	6
26	Oak Park City PS	6	1	4	2	2	1						
27	Orchard Lake City PD	2	-			2	1						
28	Oxford Vill. PD	7	1	2	1	5	1						
29	Pleasant Ridge City PD												
30	Pontiac City PD	90	12	26	13	64	16						
31	Pontiac Twp. PD	9	1	1	1	7	2					1	2
32	Rochester City PD	6	1	1	1	5	1						
33	Royal Oak City PD	12	2	3	2	9	2						

OAKLAND COUNTY JAIL POPULATION STUDY

FREQUENCY DISTRIBUTION OF:

ARRESTING AGENCY X # OF CASES

PAGE 3 OF 4

C O D E	RESIDENCE	TOTAL		FELONY		MISD'R.		FRIEND OF THE COURT		PAROLE HOLDS D.O.C.		HOLDS OTHER JURISD'N	
		#	%	#	%	#	%	#	%	#	%	#	%
34	Royal Oak Twp. PD	5	1	4	2	1	-						
35	Southfield City PD	74	10	31	16	41	10					2	4
36	South Lyon City PD	1	-	1	1								
37	Sylvan Lake City PD	4	1	2	1	2	1						
38	Troy City PD	23	3	10	5	13	3						
39	Walled Lake City PD	6	1	1	1	5	1						
40	Waterford Twp. PD	47	7	14	7	33	8						
41	West Bloomfield Twp. PD	24	3	3	2	21	5						
42	White Lake Twp PD	10	1			10	3						
43	Wixom City PD	3	-	1	1	2	1						
44	Wolverine Lake Vill. PD												
45	Oakland Community College PS												
46	Oakland University PS	1	-			1	-						
47	Michigan Department of Corrections	31	4	6	3	3	1			21	100	1	2
48	Oakland County Friend of the Court	54	7	1	1			52	98			1	2
49	Oakland County Prosecutor	1	-	1	1								

OAKLAND COUNTY JAIL POPULATION STUDY

FREQUENCY DISTRIBUTION OF: ARRESTING AGENCY X # OF CASES

PAGE 4 of 4

C O D E	RESIDENCE	TOTAL		FELONY		MISD'R.		FRIEND OF THE COURT		PAROLE HOLDS D.O.C.		HOLDS OTHER JURISD'N	
		#	%	#	%	#	%	#	%	#	%	#	%
50	6th Circuit Court	2	-	2	1								
51	Narcotics Employment Team	4	1	3	2	1	-						
52	Organized Crine Strike Force	1	-	1	1								
53	Michigan Department Natural Resources	2	-			2	1						
88	OUT OF COUNTY AGENCIES	51	7	5	3	5	1					41	77
99	UNKNOWN	8	1	5	3	1	-					2	4
TOTAL		721	97	194	108	400	101	53	100	21	100	53	101

OAKLAND COUNTY JAIL POPULATION STUDY

FREQUENCY DISTRIBUTION OF:

COURT X JAIL DAYS

PAGE 1 OF 1

C O D E	COURT OF INITIAL ARRAIGNMENT	TOTAL		FELONY		MISD'R.		FRIEND OF THE COURT		PAROLE HOLDS D.O.C.		HOLDS OTHER JURISD'N	
		#	%	#	%	#	%	#	%	#	%	#	%
	43rd District	957	10	811	11	146	10						
	44th District	259	3	157	2	102	7						
	45th District	548	6	529	7	19	1						
	46th District	1119	11	1028	13	91	6						
	47th District	201	2	134	2	67	5						
	48th District	476	5	375	5	101	7						
	50th District	2683	27	2266	30	402	28					15	7
	51st District	616	6	525	7	91	6						
	52nd District	1673	17	1266	17	407	28						
	Circuit Court	963	10	530	7	4	-	356				73	36
	Probate Court	24	-	23	-	1	-						
	NO DATA	13	-	7	-	6	-						
	DEPARTMENT OF CORRECTIONS	225	3							225			
	OUT OF COUNTY COURTS	113	1									113	56
	TOTAL	9870	101	7651	101	1437	98	356	100	225	100	201	99

OAKLAND COUNTY JAIL POPULATION STUDY

FREQUENCY DISTRIBUTION OF:

COURTS X # OF CASES

PAGE 1 OF 1

C O U N T Y	COURT OF INITIAL ARRAIGNMENT	TOTAL		FELONY		MISD'R.		FRIEND OF THE COURT		PAROLE HOLDS D.O.C.		HOLDS OTHER JURISD'N	
		#	%	#	%	#	%	#	%	#	%	#	%
	43rd District	29	4	16	8	13	3						
	44th District	16	2	6	3	10	3						
	45th District	13	2	8	4	5	1						
	46th District	92	13	40	21	52	13						
	47th District	11	2	6	3	5	1						
	48th District	57	8	13	7	44	11						
	50th District	130	18	36	19	93	23					1	2
	51st District	62	9	14	7	48	12						
	52nd district	167	23	44	23	123	31						
	Circuit Court	62	9	7	4	1	-	53	100			1	2
	Probate Court	2	-	1	1	1	-						
	NO DATA	8	1	3	2	5	1						
	DEPARTMENT OF CORRECTIONS HEARINGS	21	3							21	100		
	OUT OF COUNTY COURTS	51	7									51	96
	TOTAL	721	101	194	102	400	99	53	100	21	100	53	100

OAKLAND COUNTY JAIL POPULATION STUDY
ANALYSIS OF OCTOBER 29, 1981

TYPE OF CASE X RACE AND SEX

TYPE OF CASE	TOTAL CASES		WHITE				BLACK				OTHER			
			MALE		FEMALE		MALE		FEMALE		MALE		FEMALE	
	#	%	#	%	#	%	#	%	#	%	#	%	#	%
FELONY	194	26.9	94	48.5	14	7.2	71	36.6	15	7.7				
			55.7%				44.3							
MISDEMEANOR	400	55.5	287	71.8	26	6.5	68	17.0	18	4.5	1	.2		
			78.3%				21.5%				.2%			
FRIEND OF THE COURT	53	7.4	44	83.0			9	17.0						
			83%				17%							
PAROLE HOLDS FOR D.O.C.	21	2.9	10	47.6	1	4.8	10	47.6						
			52.4%				47.6%							
HOLDS & TOT'S-OTHER AGENCIES	53	7.4	32	60.4	3	5.7	14	26.4	4	7.6				
			66.1%				34%							
TOTAL	721	100.1	467	64.8	44	6.1	172	23.9	37	5.1	1	.2		
			70.9%				29%				.2%			

OAKLAND COUNTY JAIL POPULATION STUDY

FREQUENCY DISTRIBUTION OF:

RESIDENCE X RACE X JAIL DAYS

PAGE 1 of 10

C O D E	RESIDENCE	R A C E	TOTAL		FELONY		MISD'R		FRIEND OF THE COURT		PAROLE HOLDS D.O.C.		HOLDS OTHER JURISD'N	
			#	%	#	%	#	%	#	%	#	%	#	%
1	Berkley City	W	7				6		1					
		B												
		T	7				6		1					
2	Birmingham City	W	16				14		1				1	
		B												
		T	16				14		1				1	
Bloomfield Hills City	W	74		59		15								
	B													
	T	74		59		15								
4	Clawson City	W	20		9		11							
		B												
		T	20		9		11							
5	Farmington City	W	14		7		5						2	
		B												
		T	14		7		5						2	
6	Farmington Hills City	W	7		1		6							
		B												
		T	7		1		6							
7	Ferndale City	W	257		194		33		28		2			
		B	56		52		4							
		T	313		246		37		28		2			

OAKLAND COUNTY JAIL POPULATION STUDY

REQUENCY DISTRIBUTION OF:

RESIDENCE X RACE X JAIL DAYS

PAGE 2 of 10

C O D E	RESIDENCE	R A C E	TOTAL		FELONY		MISD'R		FRIEND OF THE COURT		PAROLE HOLDS D.O.C.		HOLDS OTHER JURISD'N	
			#	%	#	%	#	%	#	%	#	%	#	%
8	Hazel Park City	W	171		102		66		3					
		B												
		T	171		102		66		3					
9	Huntington Woods City	W	2				2							
		B												
		T	2				2							
10	Keego Harbor City	W	12		8		4							
		B												
		T	12		8		4							
11	Lathrup Village City	W	8		2		1		5					
		B												
		T	8		2		1		5					
12	Madison Heights City	W	219		193		1		1		24			
		B												
		T	219		193		1		1		24			
13	Northville City	W	3		3									
		B												
		T	3		3									
14	Novi City	W	9				9							
		B												
		T	9				9							

OAKLAND COUNTY JAIL POPULATION STUDY

REQUENCY DISTRIBUTION OF:

RESIDENCE X RACE X JAIL DAYS

PAGE 3 of 10

C O D E	RESIDENCE	R A C E	TOTAL		FELONY		MISD'R		FRIEND OF THE COURT		PAROLE HOLDS D.O.C.		HOLDS OTHER JURISD'N	
			#	%	#	%	#	%	#	%	#	%	#	%
15	Oak Park City	W	282		232		36		11		3			
		B	1				1							
		T	283		232		37		11		3			
16	Orchard Lake City	W												
		B												
		T												
17	Pleasant Ridge City	W												
		B												
		T												
18	Pontiac City	W	1295		890		250		61		18		76	
		B	2017		1626		235		47		106		3	
		O	1				1							
		T	3313		2516		486		108		124		79	
19	Rochester City	W	310		270		40							
		B	2				2							
		T	312		270		42							
20	Royal Oak City	W	163		82		80		1					
		B												
		T	163		82		80		1					
21	Southfield City	W	145		82		43		9		9		2	
		B	6		3		2						1	
		T	151		85		45		9		9		3	

OAKLAND COUNTY JAIL POPULATION STUDY

REQUENCY DISTRIBUTION OF: RESIDENCE X RACE X JAIL DAYS

C O D E	RESIDENCE	R A C E	TOTAL		FELONY		MISD'R		FRIEND OF THE COURT		PAROLE HOLDS D.O.C.		HOLDS OTHER JURISD'N	
			#	%	#	%	#	%	#	%	#	%	#	%
22	South Lyon City	W	3		1								2	
		B												
		T	3		1								2	
23	Sylvan Lake City	W												
		B												
		T												
24	Troy City	W	86		67		12		2				5	
		B												
		T	86		67		12		2				5	
25	Walled Lake City	W	351		320		30		1					
		B												
		T	351		320		30		1					
26	Wixom City	W	17				17							
		B												
		T	17				17							
27	Addison Twp.	W												
		B												
		T												
28	Avon Twp.	W	2				2							
		B												
		T	2				2							

OAKLAND COUNTY JAIL POPULATION STUDY

FREQUENCY DISTRIBUTION OF: RESIDENCE X RACE X JAIL DAYS

C O D E	RESIDENCE	R A C E	TOTAL		FELONY		MISD'R		FRIEND OF THE COURT		PAROLE HOLDS D.O.C.		HOLDS OTHER JURISD'N	
			#	%	#	%	#	%	#	%	#	%	#	%
29	Bloomfield Twp.	W	1					1						
		B												
		T	1					1						
30	Brandon Twp.	W												
		B												
		T												
31	Commerce Twp.	W	69		43		16				10			
		B												
		T	69		43		16				10			
32	Groveland Twp.	W												
		B												
		T												
33	Highland Twp.	W	18		8		9						1	
		B												
		T	18		8		9						1	
34	Holly Twp.	W	45		2		28						15	
		B												
		T	45		2		28						15	
35	Independence Twp.	W												
		B												
		T												

OAKLAND COUNTY JAIL POPULATION STUDY

REQUENCY DISTRIBUTION OF:

RESIDENCE X RACE X JAIL DAYS

C O D E	RESIDENCE	R A C E	TOTAL		FELONY		MISD'R		FRIEND OF THE COURT		PAROLE HOLDS D.O.C.		HOLDS OTHER JURISD'N	
			#	%	#	%	#	%	#	%	#	%	#	%
36	Lyon Twp.	W												
		B												
		T												
37	Milford Twp.	W	9		1		7		1					
		B												
		T	9		1		7		1					
38	Novi Twp.	W	8		8									
		B												
		T	8		8									
39	Oakland Twp.	W	59		59									
		B												
		T	59		59									
40	Orion Twp.	W	3				3							
		B												
		T	3				3							
41	Oxford Twp.	W	5				5							
		B												
		T	5				5							
42	Pontiac Twp.	W	7				7							
		B												
		T	7				7							

OAKLAND COUNTY JAIL POPULATION STUDY

FREQUENCY DISTRIBUTION OF:

RESIDENCE X RACE X JAIL DAYS

PAGE 7 of 10

C O D E	RESIDENCE	R A C E	TOTAL		FELONY		MISD'R		FRIEND OF THE COURT		PAROLE HOLDS D.O.C.		HOLDS OTHER JURISD'N	
			#	%	#	%	#	%	#	%	#	%	#	%
43	Rose Twp.	W												
		B												
		T												
44	Royal Oak Twp.	W	20				4				16			
		B												
		T	20				4				16			
45	Southfield Twp.	W	4				4							
		B	1				1							
		T	5				5							
46	Springfield Twp.	W	1				1							
		B												
		T	1				1							
47	Waterford Twp.	W	35				26						9	
		B												
		T	35				26						9	
48	West Bloomfield Twp.	W	19		1		17						1	
		B												
		T	19		1		17						1	
49	White Lake Twp.	W	3				3							
		B												
		T	3				3							

OAKLAND COUNTY JAIL POPULATION STUDY

FREQUENCY DISTRIBUTION OF:

RESIDENCE X RACE X JAIL DAYS

PAGE 8 of 10

C O D E	RESIDENCE	R A C E	TOTAL		FELONY		MISD'R		FRIEND OF THE COURT		PAROLE HOLDS D.O.C.		HOLDS OTHER JURISD'N	
			#	%	#	%	#	%	#	%	#	%	#	%
50	Beverly Hills Vill.	W												
		B												
		T												
51	Bingham Farms Vill.	W												
		B												
		T												
52	Clarkston Vill.	W	25				11				14			
		B												
		T	25				11				14			
53	Franklin Vill.	W	3				3							
		B												
		T	3				3							
54	Holly Vill.	W	1				1							
		B												
		T	1				1							
55	Lake Angelus Vill.	W												
		B												
		T												
56	Lake Orion Vill.	W	6			4		2						
		B												
		T	6			4		2						

OAKLAND COUNTY JAIL POPULATION STUDY

REQUENCY DISTRIBUTION OF:

RESIDENCE X RACE X JAIL DAYS

PAGE 9 of 10

C O D E	RESIDENCE	R A C E	TOTAL		FELONY		MISD'R		FRIEND OF THE COURT		PAROLE HOLDS D.O.C.		HOLDS OTHER JURISD'N	
			#	%	#	%	#	%	#	%	#	%	#	%
57	Leonard Vill.	W	11		11									
		B												
		T	11		11									
58	Milford Vill.	W	233		125		2		106					
		B												
		T	233		125		2		106					
59	Ortonville Vill.	W	8				6		1				1	
		B												
		T	8				6		1				1	
60	Oxford Vill.	W	30		3		4		1		22			
		B												
		T	30		3		4		1		22			
61	Wolverine Lake Vill.	W												
		B												
		T												
62	Kensington Metro Park	W												
		B												
		T												
63	Oakland Univ. Campus	W												
		B												
		T												

OAKLAND COUNTY JAIL POPULATION STUDY

REQUENCY DISTRIBUTION OF: RESIDENCE X RACE X JAIL DAYS

C O D E	RESIDENCE	R A C E	TOTAL		FELONY		MISD'R		FRIEND OF THE COURT		PAROLE HOLDS D.O.C.		HOLDS OTHER JURISD'N	
			#	%	#	%	#	%	#	%	#	%	#	%
64	Oakland Community College Campus	W												
		B												
		T												
65	Michigan Dept. of Natural Resources	W												
		B												
		T												
66	Oakland County Unspecified	W												
		B												
		T												
88	Out of County	W	1098		755		239		76				28	
		B	2530		2376		101				1		52	
		T	3628		3131		340		76		1		80	
99	Unknown	W	60		52		7						1	
		B	1										1	
		T	61		52		7						2	
		W												
		B												
		T												
TOTAL		W	5255	53	3594	47	1090	76	309	87	118	52	144	72
		B	4614	47	4057	53	346	24	47	13	107	48	57	28
		O	1				1	.01						
		T	9870	100	7651	100	1437	100	356	100	225	100	201	100

OAKLAND COUNTY JAIL POPULATION STUDY

RELATIONSHIP BETWEEN SEX OF/INMATE AND FELONY CHARGES

TYPE OF FELONY CHARGE*	NUMBER OF CHARGES IN SAMPLE	NUMBER OF CASES IN SAMPLE	NUMBER OF MALE INMATES	NUMBER OF FEMALE INMATES	% MALE INMATES	% FEMALE INMATES	% OF MALE INMATES	% OF FEMALE INMATES
THEFT	33	119	96	23	80.67%	19.33%	57.83%	82.14%
ASSAULTIVE	11	25	25	0	100.00%	0	15.06%	0
DRUG RELATED	4	17	15	2	88.24%	11.76%	9.04%	7.14%
RE: LAW ENFORCEMENT	4	9	9	0	100.00%	0	5.42%	0
DRIVING	5	10	8	2	80.00%	20.00%	4.82%	7.14%
SEXUAL	5	7	7	0	100.00%	0	4.22%	0
ASSAULT ON PROPERTY	2	5	4	1	80.00%	20.00%	2.41%	3.57%
MISCELLANEOUS	<u>2</u>	<u>2</u>	<u>2</u>	<u>0</u>	<u>100.00%</u>	<u>0</u>	<u>1.21%</u>	<u>0</u>
TOTAL	66	194	166	28	85.6%	14.4%	100.01%	99.99%

* ATTACHED ARE DETAILED SHEETS LISTING SPECIFIC CHARGES

OAKLAND COUNTY
GOVERNMENTAL
REFERENCE LIBRARY

OAKLAND COUNTY JAIL POPULATION STUDY
ANALYSIS OF OCTOBER 19, 1981

RELATIONSHIP BETWEEN RACE AND FELONY CHARGES

<u>TYPE OF FELONY CHARGES*</u>	<u>NUMBER OF CHARGES IN SAMPLE</u>	<u>NUMBER OF CASES IN SAMPLE</u>	<u>NUMBER OF WHITE INMATES</u>	<u>NUMBER OF BLACK INMATES</u>	<u>% WHITE INMATES</u>	<u>% BLACK INMATES</u>	<u>% OF WHITE INMATES</u>	<u>% OF BLACK INMATES</u>
THEFT	33	119	58	61	48.74%	51.26%	53.70%	70.93%
ASSAULTIVE	11	25	16	9	64.00%	36.00%	14.82%	10.47%
DRUG RELATED	4	17	8	9	47.06%	52.94%	7.41%	10.47%
RE: LAW ENFORCEMENT	4	9	7	2	77.78%	22.22%	6.48%	2.33%
DRIVING	5	10	7	3	70.00%	30.00%	6.48%	3.49%
SEXUAL	5	7	6	1	85.71%	14.29%	5.55%	1.16%
ASSAULT ON PROPERTY	2	5	5	0	100.00%	00	4.63%	00
MISCELLANEOUS	<u>2</u>	<u>2</u>	<u>1</u>	<u>1</u>	<u>50.00%</u>	<u>50.00%</u>	<u>.93%</u>	<u>1.16%</u>
TOTAL	66	194	108	86	55.7%	44.3%	100.00%	100.01%

* ATTACHED ARE DETAILED SHEETS LISTING SPECIFIC CHARGES

OAKLAND COUNTY JAIL POPULATION STUDY

ANALYSIS OF OCTOBER 27, 1981

FELONY CASES - COURT X COUNTY X RACE X SEX

COURT	OAKLAND				WAYNE				MACOMB				GENESSEE				OTHER MICH.				OUT OF STATE				UNKNOWN				TOTAL				TOTAL CASES
	WHITE		BLACK		WHITE		BLACK		WHITE		BLACK		WHITE		BLACK		WHITE		BLACK		WHITE		BLACK		WHITE		BLACK						
	M	F	M	F	M	F	M	F	M	F	M	F	M	F	M	F	M	F	M	F	M	F	M	F	M	F	M	F	M	F	M	F	
43	6	2	1		1		6																						7	2	7		16
44	4	2																											4	2			6
45	1				1		4		1																				3		4		7
46	3		1		4	1	22	9																					7	1	23	9	40
47	2						2		1						1				1										5		2		7
48	5	4	2		1		1																						6	4	3		13
50	9	1	2	1			2		1						1				1										12	1	23		36
51	8		3	1	1														1										10		3	1	14
52	22	4	1	1	2		3	3	2				1	1			2						2						31	4	5	4	44
CIR. CT. UN- KNOWN	3		1												1	1							1						5		2		7
	3														1														4				4
TOTAL	66	13	30	2	10	1	40	12	5				1	1			6	1			3				3				94	14	72	14	194
	79		32		11		52		5				1	1			6	1			3				3				108		86		
	111				63				5				2				7				3				3				194				

OAKLAND COUNTY JAIL POPULATION STUDY

ANALYSIS OF OCTOBER 19, 1981

FREQUENCY DISTRIBUTION OF FELONY CASES BY CALENDAR DAYS
BETWEEN BOOKING AND ARRAIGNMENT

<u>Number of Calendar Days</u>	<u>Absolute Frequency</u>	<u>Relative Frequency (Percent)</u>	<u>Freq.of 117 Cases arr.afr. booking (%)</u>	<u>Cumulative 117 Case Frequency (Percent)</u>
0	55	28.4	47.0	47.0
1	30	15.5	25.6	72.6
2	9	4.6	7.7	80.3
3	8	4.1	6.8	87.1
4	1	0.5	0.9	88.0
6	1	0.5	0.9	88.9
7	1	0.5	0.9	89.8
8	1	0.5	0.9	90.7
9	2	1.0	1.7	92.4
10	1	0.5	0.9	93.3
11	1	0.5	0.9	94.2
12	2	1.0	1.7	95.9
13	1	0.5	0.9	96.8
20	1	0.5	0.9	97.7
47	1	0.5	0.9	98.6
110	1	0.5	0.9	99.5
124	1	0.5	0.9	100.4
Not Arraigned	2	1.0		
Arr Before Book	50	25.8		
Not Applicable	11	5.7		
Missing Data	<u>14</u>	<u>7.2</u>		
TOTAL	194	99.8%	100.4	100.4

OF 117 CASES BOOKED BEFORE ARRAIGNMENT:

MEAN = 4.05 MEDIAN = 1.12 MODE = 0 RANGE = 0-124

OAKLAND COUNTY JAIL POPULATION STUDY
 ANALYSIS OF OCTOBER 19, 1981

FREQUENCY DISTRIBUTION OF FELONY CASES BY WORKING DAYS
 BETWEEN BOOKING AND ARRAIGNMENT

<u>Number of Working Days</u>	<u>Absolute Frequency</u>	<u>Relative Frequency (Percent)</u>	<u>Freq.of 117 Cases booked br.arr. (%)</u>	<u>Cumulative 117 Case frequency (Percent)</u>
0	73	37.6	62.4	62.4
1	24	12.4	20.5	82.9
2	5	2.6	4.3	87.2
3	1	0.5	0.9	88.1
4	3	1.6	2.6	90.7
5	3	1.6	2.6	93.3
6	1	0.5	0.9	94.2
7	1	0.5	0.9	95.1
8	3	1.6	2.6	97.7
9	1	0.5	0.9	98.6
13	1	0.5	0.9	99.5
31	1	0.5	0.9	100.4
74	1	0.5	0.9	101.3
91	1	0.5	0.9	102.2
Not Arraigned	2	1.0		
Arr Before Book	50			
Not Applicable	11	5.7		
Missing Data	<u>14</u>	<u>7.2</u>		
TOTAL	194	101.1	102.2	102.2%

OF 117 CASES BOOKED BEFORE ARRAIGNMENT:

MEAN = 2.73 MEDIAN = .80 MODE = 0 RANGE = 0-91

OAKLAND COUNTY JAIL POPULATION STUDY

ANALYSIS OF OCTOBER 27, 1981

FELONY CASES - TIME BETWEEN DISTRICT COURT BIND-OVER AND CIRCUIT COURT
ARRAIGNMENT

108 CASES OUT OF THE TOTAL 194 FELONY CASES IN THE SAMPLE HAD THIS ACTION.

COURT	# CASES	CALENDAR DAYS			WORKING DAYS		
		LOW	HIGH	AVERAGE	LOW	HIGH	AVERAGE
43	13	14	25	17.5	9	18	12.2
44	4	17	19	18.0	11	14	12.8
45	5	5	15	12.4	3	10	8.2
46	21	9	56	18.1	7	39	13.0
47	2	15	20	17.5	11	13	12.0
48	6	11	29	17.7	8	19	12.2
50	24	8	51	21.2	5	38	14.8
51	7	14	20	17.1	11	13	11.9
52-1	10	10	26	19.1	7	17	12.9
52-2	3	17	27	20.1	10	18	13.0
52-3	6	14	30	18.7	10	19	12.8
52-4	7	13	28	19.3	9	20	14.0

TOTAL = 108 CASES

TOTAL CALENDAR DAYS = 2,011

CALENDAR DAY OVERALL AVERAGE = 18.6

TOTAL WORKING DAYS = 1,401

WORKING DAY OVERALL AVERAGE = 13.0

OAKLAND COUNTY JAIL POPULATION STUDY

ANALYSIS OF OCTOBER 19, 1981

FREQUENCY DISTRIBUTION OF FELONY CASES BY CALENDAR DAYS BETWEEN VERDICT OR PLEA AND SENTENCING

<u>CALENDAR DAYS BETWEEN VERDICT OR PLEA AND SENTENCING</u>	<u>ABSOLUTE FREQUENCY</u>	<u>RELATIVE FREQUENCY (PERCENT)</u>	<u>FREQ. OF 87 SENTENCED CASES (PERCENT)</u>	<u>CUMULATIVE 87 CASE FREQ. (PERCENT)</u>
0	29	15.0	33.3	33.3
2	1	0.5	1.2	34.5
4	2	1.0	2.3	36.8
6	2	1.0	2.3	39.1
7	1	0.5	1.2	40.3
12	1	0.5	1.2	41.5
13	1	0.5	1.2	42.7
14	1	0.5	1.2	43.9
18	1	0.5	1.2	45.1
19	1	0.5	1.2	46.3
21	1	0.5	1.2	47.5
22	2	1.0	2.3	49.8
23	1	0.5	1.2	51.0
24	2	1.0	2.3	53.3
26	2	1.0	2.3	55.6
27	3	1.5	3.5	59.1
28	4	2.1	4.6	63.7
29	1	0.5	1.2	64.9
30	1	0.5	1.2	66.1
31	1	0.5	1.2	67.3
32	1	0.5	1.2	68.5

<u>CALENDAR DAYS BETWEEN VERDICT OR PLEA AND SENTENCING</u>	<u>ABSOLUTE FREQUENCY</u>	<u>RELATIVE FREQUENCY (PERCENT)</u>	<u>FREQ. OF 87 SENTENCED CASES (PERCENT)</u>	<u>CUMULATIVE CASE FREQ. (PERCENT)</u> 87
35	5	2.6	5.8	74.3
36	5	2.6	5.8	80.1
37	2	1.0	2.3	82.4
41	1	0.5	1.2	83.6
42	2	1.0	2.3	85.9
43	2	1.0	2.3	88.2
45	1	0.5	1.2	89.4
46	1	0.5	1.2	90.6
47	1	1.0	1.2	91.8
48	3	1.6	3.5	95.3
52	1	0.5	1.2	96.5
53	1	0.5	1.2	97.7
56	1	0.5	1.2	98.9
58	1	0.5	1.2	100.1
78	1			
NOT APPLICABLE	63	32.5		101.3
MISSING DATA	44	22.7		
TOTAL	194	100.1	100.3%	

-Counting 87 sentenced cases, average time is 21 calendar days.

-Counting only felonies handled as felonies, average time is 31.5 calendar days.

OAKLAND COUNTY JAIL POPULATION STUDY

ANALYSIS OF OCTOBER 19, 1981

FREQUENCY DISTRIBUTION OF FELONY CASES BY WORKING DAYS
BETWEEN VERDICT OR PLEA AND SENTENCING

<u>Working Days Between Verdict or Plea and Sentencing</u>	<u>Absolute Frequency</u>	<u>Relative Frequency (Percent)</u>	<u>Freq. of 87 sent. cases (Percent)</u>	<u>Cumulative ⁸⁷ Case Freq. (Percent)</u>
0	29	15.0	33.3	33.3
2	2	1.0	2.3	35.6
4	3	1.6	3.5	39.1
5	1	0.5	1.2	40.3
8	1	0.5	1.2	41.5
9	1	0.5	1.2	42.7
10	1	0.5	1.2	43.9
12	2	1.0	2.3	46.2
14	1	0.5	1.2	47.4
16	1	0.5	1.2	48.6
17	5	2.6	5.8	54.4
18	3	1.6	3.5	57.9
19	3	1.6	3.5	61.4
20	2	1.0	2.3	63.7
21	2	1.0	2.3	66.0
22	2	1.0	2.3	68.3
23	4	2.1	4.6	72.9
25	5	2.6	5.8	78.7
26	2	1.0	2.3	81.0
27	2	1.0	2.3	83.3
28	2	1.0	2.3	85.6
29	1	0.5	1.2	86.8
30	1	0.5	1.2	88.0
31	1	0.5	1.2	89.2

<u>Working Days Between Verdict or Plea and Sentencing</u>	<u>Absolute Frequency</u>	<u>Relative Frequency (Percent)</u>	<u>Freq. of 87 sentenced cases (Percent)</u>	<u>Cumulative 87 Case Freq. (Percent)</u>
32	1	0.5	1.2	90.4
33	3	1.6	3.5	93.9
34	1	0.5	1.2	95.1
38	2	1.0	2.3	97.4
39	1	0.5	1.2	98.6
42	1	0.5	1.2	99.8
52	1	0.5	1.2	101.0%
Not Applicable	63	32.5		
Missing Data	<u>44</u>	<u>22.7</u>	<u> </u>	
TOTAL	194	100.3	101.0%	

- COUNTING 87 SENTENCED CASES, AVERAGE TIME IS 14.56 WORKING DAYS

- COUNTING ONLY FELONIES HANDLED AS FELONIES, AVERAGE TIME IS 21.84 WORKING DAYS

TYPE OF FELONIES - THEFT

<u>CODE</u>	<u>DESCRIPTION</u>	<u># CASES</u>	<u># 1980 JAIL DAYS</u>
40310	Robbery - Armed	6	170
40455	Robbery - W/I to commit larceny	1	63
40512	Attempted B & E Occupied Dwell W/I to commit larceny	2	146
40514	B & E of vehicle W/I to steal prop. to \$500	1	158
40521	Entry w/o B & E W/I to commit larceny	3	101
40530	B & E W/I to commit Larceny	10	570
40531	B & E W/I to commit larceny w/o force	1	4
40532	B & E of ODH W/I to commit larceny	10	225
40610	Larceny from person	1	3
40640	Larceny from motor vehicle	1	11
40641	Attempted larceny from motor vehicle	1	3
40671	Larceny o/\$100	3	51
40672	Larceny u/\$100	1	2
40673	Attempted Larceny from building	1	31
40674	Larceny from/in a building	42	1,889
40676	Attempted Larceny o/\$100	1	39
40691	Larceny by Conversion	2	108
40692	Larceny by trick	1	9
41010	Uttering and Publishing	3	8
41112	NSF Check o/\$50	3	71
41145	False pretense o/\$100	1	8
41155	Fraud	1	129
41210	Embezzlement	1	8
41211	Embezzlement by agent	3	185
41321	Receiving and concealing stolen prop. o/\$100	5	78

<u>CODE</u>	<u>DESCRIPTION</u>	<u># CASES</u>	<u># 1980 JAIL DAYS</u>
41328	Attempted to pass an altered title	1	23
41329	Possession W/I to pass title	1	149
41330	Possession of stolen property	3	265
41331	Possession of stolen credit cards	1	55
41336	Use of credit card w/o consent	1	69
41337	Retain credit card w/o consent	3	112
42616	Kidnapping	2	5
45000	Conspiracy to violate franchise investment law	1	1

TYPE OF FELONIES - ASSAULTIVE

40110	Manslaughter	2	275
40111	Murder - open	2	231
40112	Attempted Murder	1	1
40113	Murder I	1	83
40430	Assault W/I to do great bodily harm	2	10
40431	Assault W/I to commit murder	1	5
40433	Felonious assault	11	25
40440	Aggrevated assault	1	202
40510	B&E W/I to commit felony with force	1	14
41510	Carrying concealed weapon - person	2	13
41523	Carrying dangerous weapon w/unlawful intent	1	2

TYPE OF FELONIES - DRUGS

41442	Obtaining controlled substance by fraud	1	24
41810	Delivery of heroin	1	355
41812	Possession of controlled substance	8	236
42150	Delivery of controlled substance	7	190

TYPE OF FELONIES - AGAINST LAW
ENFORCEMENT

<u>CODE</u>	<u>DESCRIPTION</u>	<u># CASES</u>	<u># 1980 JAIL DAYS</u>
40840	Resisting arrest & assault on police ofcr.	3	6
40844	Obstructing justice	1	274
42645	Escape lawful custody	2	76
43347	Prison break	3	142

TYPE OF FELONIES - DRIVING

40712	Unlawful driving of an automobile	5	181
42111	DUIL 2nd or subsequent	1	2
42120	Driving w/influence of controlled substance	2	4
43106	Driving felonious	1	2
43155	Failure to stop - personal injury accident	1	153

TYPE OF FELONIES - SEXUAL

40210	Criminal Sexual Assault I	2	139
40220	Criminal Sexual Assault II	2	2
40242	B&E ODH W/I to commit criminal sexual conduct I	1	4
40250	B&E W/I to commit sexual intercourse	1	189
41720	Indecent exposure	1	2

TYPE OF FELONIES - ASSAULT ON PROPERTY

40910	Arson - dwelling	1	23
41412	Malicious distruction of property o/\$100	4	20

TYPE OF FELONIES - MISCELLANEOUS

40060	Writ	1	9
41141	Contractor unlicensed	<u>1</u>	<u>9</u>
FELONY TOTALS		194	7,651

Abbreviations

- * W/O - without
- * W/I - with intent
- * Larc - larceny
- * B&E - Breaking & Entering
- * ODH - Occupied dwelling
- * NSF - non sufficient funds
- * DUIL - Driving under the influence of liquor

OAKLAND COUNTY JAIL POPULATION STUDY

ANALYSIS OF OCTOBER 19, 1981

FREQUENCY DISTRIBUTION OF FELONY CASES BY JAIL DAYS PER CASE

<u>Number Jail Days Per Case</u>	<u>Number Of Cases With That Number Of Jail Days</u>	<u>Frequency (Percent)</u>	<u>Cumulative Frequency (Percent)</u>
1	26	13.4	13.4
2	29	15.0	28.4
3	15	7.8	36.2
4	8	4.1	40.3
5	2	1.0	41.3
6	1	0.5	41.8
7	2	1.0	42.8
8	5	2.6	45.4
9	6	3.1	48.5
10	1	0.5	49.0
11	5	2.6	51.6
12	1	0.5	52.1
13	3	1.6	53.7
14	2	1.0	54.7
15	2	1.0	55.7
16	2	1.0	56.7
17	4	2.1	58.8
19	2	1.0	59.8
21	3	1.6	61.4
22	1	0.5	61.9
23	2	1.0	62.9
24	4	2.1	65.0

OAKLAND COUNTY JAIL POPULATION STUDY

ANALYSIS OF OCTOBER 19, 1981

FREQUENCY DISTRIBUTION OF FELONY CASES BY JAIL DAYS PER CASE

<u>Number Jail Days Per Case</u>	<u>Number of Cases With That Number Of Jail Days</u>	<u>Frequency (Percent)</u>	<u>Cumulative Frequency (Percent)</u>
26	1	0.5	65.5
28	2	1.0	66.5
29	1	0.5	67.0
31	2	1.0	68.0
33	1	0.5	68.5
35	1	0.5	69.0
38	1	0.5	69.5
39	1	0.5	70.0
42	1	0.5	70.5
48	1	0.5	71.0
49	1	0.5	71.5
50	1	0.5	72.0
51	2	1.0	73.0
53	1	0.5	73.5
54	1	0.5	74.0
55	2	1.0	75.0
57	1	0.5	75.5
59	1	0.5	76.0
61	1	0.5	76.5
62	1	0.5	77.0
63	1	0.5	77.5
66	1	0.5	78.0
67	2	1.0	79.0

OAKLAND COUNTY JAIL POPULATION STUDY

ANALYSIS OF OCTOBER 19, 1981

FREQUENCY DISTRIBUTION OF FELONY CASES BY JAIL DAYS PER CASE

<u>Number Jail Days Per Case</u>	<u>Number of Cases With That Number Of Jail Days</u>	<u>Frequency (Percent)</u>	<u>Cumulative Frequency (Percent)</u>
69	1	0.5	79.5
70	1	0.5	80.0
71	2	1.0	81.0
74	2	1.0	82.0
75	1	0.5	82.5
78	1	0.5	83.0
82	1	0.5	83.5
83	2	1.0	84.5
86	1	0.5	85.0
91	1	0.5	85.5
99	1	0.5	86.0
100	1	0.5	86.5
106	1	0.5	87.0
120	2	1.0	88.0
123	1	0.5	88.5
124	2	1.0	89.5
125	1	0.5	90.0
126	1	0.5	90.5
129	1	0.5	91.0
138	1	0.5	91.5
145	1	0.5	92.0
149	1	0.5	92.5
153	1	0.5	93.0

OAKLAND COUNTY JAIL POPULATION STUDY

ANALYSIS OF OCTOBER 19, 1981

FREQUENCY DISTRIBUTION OF FELONY CASES BY JAIL DAYS PER CASE

<u>Number Jail Days Per Case</u>	<u>Number of Case With That Number Of Jail Days</u>	<u>Frequency (Percent)</u>	<u>Cumulative Frequency (Percent)</u>
158	2	1.0	94.0
175	1	0.5	94.5
181	1	0.5	95.0
189	1	0.5	95.5
197	1	0.5	96.0
202	1	0.5	96.5
211	1	0.5	97.0
243	1	0.5	97.5
268	1	0.5	98.0
274	1	0.5	98.5
355	<u>1</u>	<u>0.5</u>	99.0
	194	99.00%	

TOTAL JAIL DAY 7,651

Mean = 39.44

Median = 11.40

Mode = 2.00

OAKLAND COUNTY JAIL POPULATION STUDY

ANALYSIS OF OCTOBER 19, 1981

FREQUENCY DISTRIBUTION OF FELONY CASES BY AGE

<u>INMATE AGE AT BOOKING</u>	<u>NUMBER OF CASES BOOKED AT THAT AGE</u>	<u>% OF TOTAL FELONY CASES BOOKED AT THAT AGE</u>	<u>% OF TOTAL FEL. CASES BOOKED AT THAT AGE OR YOUNGER</u>
13	1	0.5	0.5
16	1	0.5	1.0
17	15	7.7	8.7
18	18	9.3	18.0
19	6	3.1	21.1
20	13	6.7	27.8
21	9	4.6	32.4
22	13	6.7	39.1
23	12	6.2	45.3
24	11	5.7	51.0
25	9	4.6	55.6
26	12	6.2	61.8
27	11	5.7	67.5
28	8	4.1	71.6
29	3	1.6	73.2
30	6	3.1	76.3
31	10	5.2	81.5
32	4	2.1	83.6
33	9	4.7	88.3
34	1	0.5	88.8

<u>INMATE AGE AT BOOKING</u>	<u>NUMBER OF CASES BOOKED AT THAT AGE</u>	<u>% OF TOTAL FELONY CASES BOOKED AT THAT AGE</u>	<u>% OF TOTAL FEL. CASES BOOKED AT THAT AGE OR YOUNGER</u>
35	2	1.0	89.8
36	7	3.6	93.4
37	2	1.0	94.4
39	2	1.0	95.4
41	1	0.5	95.9
42	1	0.5	96.4
43	1	0.5	96.9
44	1	0.5	97.4
46	1	0.5	97.9
49	2	1.0	98.9
64	1	0.5	99.4
UNKNOWN	<u>1</u>	<u>0.5</u>	99.9
TOTAL	194	99.6	

MINIMUM 13 MEAN 25.606 STANDARD DEVIATION 7.386

MAXIMUM 64 MEDIAN 24.273

MODE 18.000

TYPE OF FELONIES - THEFT

<u>CODE</u>	<u>DESCRIPTION</u>	<u>TOTAL CASES</u>	<u>MALE INMATES</u>	<u>FEMALE INMATES</u>
40310	Robbery - Armed	6	6	
40455	Robbery - W/I to commit larceny	1	1	
40512	Attempted B & E Occupied Dwell W/I to commit larceny	2	2	
40514	B & E of vehicle W/I to steal prop. to \$500	1	1	
40521	Entry w/o B & E W/I to commit larceny	3	3	
40530	B & E W/I to commit larceny	10	10	
40531	B & E W/I to commit larceny w/o force	1	1	
40532	B & E of ODH W/I to commit larceny	10	10	
40610	Larceny from person	1	1	
40640	Larceny from motor vehicle	1	1	
40641	Attempted Larceny from motor vehicle	1	1	
40671	Larceny o/\$100	3	3	
40672	Larceny u/\$100	1	1	
40673	Attempted Larceny from building	1	1	
40674	Larceny from/in a building	43	28	15
40676	Attempted Larceny o/\$100	1	1	
40691	Larceny by Conversion	2	2	
40692	Larceny by trick	1	1	
41010	Uttering and Publishing	3	1	2
41112	NSF Check o/\$50	3	1	2
41145	False Pretense o/\$100	1	1	
41155	Fraud	1	1	
41210	Embezzlement	1		1
41211	Embezzlement by agent	3	2	1
41321	Receiving and concealing stolen prop. o/\$100	5	5	
41328	Attempted to pass an altered title	1	1	
41329	Possession W/I to pass title	1	1	
41330	Possession of stolen property	3	2	1

TYPE OF FELONIES - THEFT - Cont.

CODE	DESCRIPTION	TOTAL CASES	MALE INMATES	FEMALE INMATES
41331	Possession of stolen credit cards	1	1	
41336	Use of credit card w/o consent	1	1	
41337	Retain credit card w/o consent	3	3	
42616	Kidnapping	2	2	
45000	Conspiracy to violate franchise investment law	1		1
33 CHARGES	SUB-TOTAL	119	96	23

TYPE OF FELONIES - ASSAULTIVE

40110	Manslaughter	2	2	
40111	Murder - open	2	2	
40112	Attempted Murder	1	1	
40113	Murder I	1	1	
40430	Assault W/I to do great bodily harm	2	2	
40431	Assault W/I to commit murder	1	1	
40433	Felonious assault	11	11	
40440	Aggrevated assault	1	1	
40510	B & E W/I to commit felony with force	1	1	
41510	Carrying concealed weapon - person	2	2	
41523	Carrying dangerous weapon w/unlawful intent	1	1	
10 CHARGES	SUB-TOTAL	25	25	0

TYPE OF FELONIES - DRUGS

41142	Obtaining controlled substance by fraud	1		1
41810	Delivery of heroin	1	1	
41812	Possession of controlled substance	8	7	1
41815	Delivery of controlled substance	7	7	
4 CHARGES	SUB-TOTAL	17	15	2

TYPE OF FELONIES - AGAINST LAW ENFORCEMENT

CODE	DESCRIPTION	TOTAL CASES	MALE INMATES	FEMALE INMATES
40840	Resisting arrest & assault on police officer	3	3	
40844	Obstructing justice	1	1	
42645	Escape lawful custody	2	2	
43347	Prison break	3	3	
4 CHARGES	SUB-TOTAL	9	9	0

TYPE OF FELONIES - DRIVING

40712	Unlawful driving of an automobile	5	5	
42111	DUIL 2nd or subsequent	1		1
42120	Driving u/influence of controlled substance	2	1	1
43106	Driving felonious	1	1	
43155	Failure to stop - personal injury accident	1	1	
5 CHARGES	SUB-TOTAL	10	8	2

TYPE OF FELONIES - SEXUAL

40210	Criminal Sexual Assault I	2	2	
40220	Criminal Sexual Assault II	2	2	
40242	B & E ODH W/I to commit criminal sexual conduct I	1	1	
40250	B & E W/I to commit sexual intercourse	1	1	
41720	Indecent exposure	1	1	
5 CHARGES	SUB-TOTAL	7	7	0

TYPE OF FELONIES - ASSAULT ON PROPERTY

40910	Arson - dwelling	1	1	
41412	Malicious destruction of property o/\$100	4	3	1
2 CHARGES	SUB-TOTAL	5	4	1

TYPE OF FELONIES - MISCELLANEOUS

<u>CODE</u>	<u>DESCRIPTION</u>	<u>TOTAL CASES</u>	<u>MALE INMATES</u>	<u>FEMALE INMATES</u>
40060	Writ	1	1	
41141	Contractor unlicensed	1	1	
2 CHARGES	SUB-TOTAL	2	2	
65 CHARGES	GRAND TOTAL	194	166	28

Abbreviations

- * W/O - without
- * W/I - with intent
- * Larc - larceny
- B & E - Breaking & Entering
- * ODH - Occupied dwelling
- * NSF - non sufficient funds
- * DUIIL - Driving under the influence of liquor

TYPE OF FELONIES - THEFT

<u>CODE</u>	<u>DESCRIPTION</u>	<u>TOTAL CASES</u>	<u>WHITE INMATES</u>	<u>BLACK INMATES</u>
40310	Robbery - Armed	6	2	4
40455	Robbery - W/I to commit larceny	1		1
40512	Attempted B&E Occupied Dwell W/I to commit larceny	2	2	
40514	B&E of vehicle W/I to steal prop. to \$500	1	1	
40521	Entry w/o B&E W/I to commit larceny	3	3	
40530	B&E W/I to commit larceny	10	5	5
40531	B&E W/I to commit larceny w/o force	1	1	
40532	B&E of ODH W/I to commit larceny	10	6	4
40610	Larceny from person	1	1	
40640	Larceny from motor vehicle	1		1
40641	Attempted Larceny from motor vehicle	3	2	1
40671	Larceny o/\$100	1	1	
40672	Larceny u/\$100	1	1	
40673	Attempted Larceny from building	1		1
40674	Larceny from/in a building	43	11	32
40676	Attempted Larceny o/\$100	1	1	
40691	Larceny by converstion	2	2	
40692	Larceny by trick	1		1
41010	Uttering and Publishing	3	2	1
41112	NSF Check o/\$50	3	3	
41145	False pretense o/\$100	1	1	
41155	Fraud	1	1	
41210	Embezzlement	1	1	
41211	Embezzlement by agent	3	2	1
41321	Receiving and concealing stolen prop. o/\$100	5	2	3
41328	Attempted to pass an altered title	1	1	
41329	Possession W/I to pass title	1	1	

TYPE OF FELONIES - THEFT (continued)

<u>CODE</u>	<u>DESCRIPTION</u>	<u>TOTAL CASES</u>	<u>WHITE INMATES</u>	<u>BLACK INMATES</u>
41330	Possession of stolen property	3	2	1
41331	Possession of stolen credit cards	1		1
41336	Use of credit card w/o consent	1		1
41337	Retain credit card w/o consent	3		3
42616	Kidnapping	2	2	
45000	Conspiracy to violate franchise investment law	1	1	
33 CHARGES	SUB-TOTAL:	119	58	61

TYPE OF FELONIES - ASSAULTIVE

40110	Manslaughter	2	2	
40111	Murder - open	2	1	1
40112	Attempted Murder	1	1	
40113	Murder I	1	1	
40430	Assault W/I to do great bodily harm	2		2
40431	Assault W/I to commit murder	1		1
40433	Felonious assault	11	10	1
40440	Aggrevated assault	1		1
40510	B&E W/I to commit felony with force	1	1	
41510	Carrying concealed weapon - person	2		2
41523	Carrying dangerous weapon w/unlawful intent	1		1
11 CHARGES	SUB-TOTAL:	25	16	9

TYPE OF FELONIES - DRUGS

41142	Obtaining controlled substance by fraud	1		1
41810	Delivery of heroin	1		1
41812	Possession of controlled substance	8	3	5
41815	Delivery of controlled substance	7	5	2
4 CHARGES	SUB-TOTAL:	17	8	9

TYPE OF FELONIES - AGAINST LAW ENFORCEMENT

CODE	DESCRIPTION	TOTAL CASES	WHITE INMATES	BLACK INMATES
40840	Resisting arrest & assault on police officer	3	3	
40844	Obstructing justice	1		1
42645	Escape lawful custody	2	1	1
43347	Prison break	3	3	
4 CHARGES	SUB-TOTAL:	9	7	2

TYPE OF FELONIES - DRIVING

40712	Unlawful driving of an automobile	5	3	2
42111	DUIL 2nd or subsequent	1		1
42120	Driving u/influence of controlled substance	2	2	
43106	Driving felonious	1	1	
43155	Failure to stop - personal injury accident	1	1	
CHARGES	SUB-TOTAL:	10	7	3

TYPE OF FELONIES - SEXUAL

40210	Criminal Sexual Assault I	2	1	1
40220	Criminal Sexual Assault II	2	2	
40242	B&E ODH W/I to commit criminal sexual conduct I	1	1	
40250	B&E W/I to commit sexual intercourse	1	1	
41720	Indecent exposure	1	1	
5 CHARGES	SUB-TOTAL:	7	6	1

TYPE OF FELONIES - ASSAULT ON PROPERTY

40910	Arson - dwelling	1	1	
41412	Malicious distruction of property o/\$100	4	4	
2 CHARGES	SUB-TOTAL:	5	5	

TYPE OF FELONIES - MISCELLANEOUS

40060	Writ	1		1
-------	------	---	--	---

TYPE OF FELONIES - MISCELLANEOUS (continued)

<u>CODE</u>	<u>DESCRIPTION</u>	<u>TOTAL CASES</u>	<u>WHITE INMATES</u>	<u>BLACK INMATES</u>
41141	Contractor unlicensed	1	1	
2 CHARGES	SUB-TOTAL:	2	1	1
65 CHARGES	TOTAL	194	108	86

Abbreviations

- * W/O - without
- * W/I - with intent
- * Larc - larceny
- * B&E - Breaking & Entering
- ODH - Occupied dwelling
- * NSF - non sufficient funds
- * DUIL - Driving under the influence of liquor

OAKLAND COUNTY JAIL POPULATION STUDY

ANALYSIS OF OCTOBER 21, 1981

RELATIONSHIP BETWEEN MISDEMEANOR JAIL DAYS AND CHARGE

<u>TYPE OF CHARGE</u>	<u>% OF MISD. CASES</u>	<u>% OF MISD. JAIL DAYS</u>	<u>AVG. # JAIL DAYS</u>	<u>NUMBER CASES IN SAMPLE</u>	<u>NUMBER JAIL DAYS IN SAMPLE</u>
THEFT	9.3	24.3	9.4	37	349
ASSAULTIVE	4.8	.6	2.7	19	52
DRUG RELATED	1.3	.9	2.6	5	13
RE: LAW ENFORCEMENT	2.3	1.3	2.1	9	19
DRIVING	68.5	53.7	2.8	274	771
SEXUAL	1.0	.3	1.0	4	4
ASSAULT ON PROPERTY	1.0	.6	2.0	4	8
ALCOHOL RELATED - NON DRIVING	7.8	8.6	4.0	31	123
MISCELLANEOUS	<u>4.3</u>	<u>6.8</u>	<u>5.8</u>	<u>17</u>	<u>98</u>
TOTAL	100.3%	100.1%		400	1,437

OAKLAND COUNTY JAIL POPULATION STUDY

ANALYSIS OF OCTOBER 21, 1981

INMATE CHARACTERISTICS - MISDEMEANOR CASES

	CASES	%
MALES	356	89.0
FEMALES	44	11.0
TOTAL	400	100.0%

	CASES	%
WHITES	313	78.3
BLACKS	86	21.5
OTHER	1	.2
TOTAL	400	100.0%

	CASES	%
WHITE MALES	287	71.8
BLACK MALES	68	17.0
WHITE FEMALES	26	6.5
BLACK FEMALES	18	4.5
OTHER MALES	1	.2
TOTAL	400	100.0%

TYPE OF MISDEMEANOR - THEFT

<u>CODE</u>	<u>DESCRIPTION</u>	<u># CASES</u>	<u># 1980 JAIL DAYS</u>
10520	ENTRY W/O PERMISSION	1	001
10521	ENTRY W/O BREAKING W/INTENT TO COMMIT LARCENY	2	037
10530	BREAKING & ENTERING W/INTENT TO COMMIT LARCENY	2	008
10613	LARCENY BY TRICK	1	024
10655	LARCENY FROM WATERCRAFT	1	025
10672	SHOPLIFTING - SIMPLE LARCENY	3	014
10673	ATTEMPTED LARCENY/FROM BUILDING	1	001
10674	LARCENY IN/FROM BUILDING	16	139
10676	ATTEMPTED LARCENY O/\$100/ATTEMPTED LARCENY VACANT BUILDING	1	004
10678	PROWLING	1	004
11010	UTTERING AND PUBLISHING	1	003
11140	FRAUDULENT USE OF CREDIT CARD	1	001
11330	POSSESSION OF STOLEN PROPERTY	2	006
11333	USE OF REVOKED CREDIT CARD	1	013
30672	SHOPLIFTING - SIMPLE LARCENY	3	069

TOTAL CHARGES 15	37	349
------------------	----	-----

TYPES OF MISDEMEANOR - ASSAULTIVE

10440	AGGREGATED ASSAULT	1	001
10443	FELONIOUS ASSAULT	3	007
10809	SIMPLE ASSAULT	1	001
10810	ASSAULT AND BATTERY	12	038
11520	CARRYING A CONCEALED WEAPON	1	004
31523	OTHER FIREARM VIOLATIONS	1	001

TOTAL CHARGES 6	19	52
-----------------	----	----

TYPE OF MISDEMEANOR - DRUG RELATED

<u>CODE</u>	<u>DESCRIPTION</u>	<u># CASES</u>	<u># 1980 JAIL DAYS</u>
10318	WARRANT-DELIVERY OF MARIJUANA	1	007
11821	POSSESSION OF MARIJUANA	3	004
12120	DRIVING UNDER THE INFLUENCE OF CONTROLLED SUBSTANCE	1	002

TOTAL CHARGES 3	5	13
-----------------	---	----

TYPE OF MISDEMEANOR - LAW ENFORCEMENT

10840	RESISTING ARREST AND ASSULT ON POLICE OFFICER	1	001
10841	FLEEING FROM A POLICE OFFICER	2	002
10843	FAILURE TO OBEY POLICE OFFICER AND OBSTRUCTING POLICE OFFICER	1	002
10844	OBSTRUCTING JUSTICE	1	001
12412	CONTEMPT OF COURT - BOMB THREAT	1	007
13348	WARRANT FOR ESCAPE - CORRECTIONS DEPT. SECURITY THREAT	2	005
40845	RESISTING ARREST	1	001

TOTAL CHARGES 7	9	19
-----------------	---	----

TYPE OF MISDEMEANOR - DRIVING

10711	JOYRIDING	1	004
11031	ALTERED PLATES	1	001
11032	NO FRONT PLATES	1	001
12110	DRIVING UNDER INFLUENCE OF LIQUOR	104	213
12111	DRIVING UNDER INFLUENCE OF LIQUOR 2nd OR SUBSEQUENT	1	001
12112	DRIVING UNDER INFLUENCE OF LIQUOR - end	4	018
12113	DRIVING UNDER INFLUENCE OF LIQUOR - 3rd	1	004
12241	OPEN ALCOHOL IN VEHICLE	3	033
13020	BENCH WARRANT - MISDEMEANOR	14	081

TYPE OF MISDEMEANOR - DRIVING

<u>CODE</u>	<u>DESCRIPTION</u>	<u># CASES</u>	<u># 1980 JAIL DAYS</u>
13030	BENCH WARRANT - TRAFFIC	16	034
13106	DRIVING - FELONIOUS	1	005
13111	UNINSURED VEHICLE	2	003
13150	FAILURE TO STOP AT PROPERTY DAMAGE ACCIDENT	1	024
13199	EXCESSIVE NOISE	1	001
13233	DISOBEY TRAFFIC SIGN	1	025
14015	DRIVING - RECKLESS	3	010
14041	SPEEDING	1	003
14042	DRIVING - CARELESS	1	010
14110	DRIVING W/LICENSE SUSPENDED	1	001
14111	DRIVING WHILE LICENSE EXPIRED	2	005
14113	DRIVING w/LICENSE SUSPENDED OR REVOKED	52	158
14114	DRIVING W/LICENSE SUSPENDED OR REVOKED 2nd	8	028
14115	DRIVING W/O REGISTRATION OR LICENSE ON PERSON	9	029
14140	DRIVING WHILE IMPAIRED	3	006
14141	DRIVING WHILE IMPAIRED - 2nd	1	001
18000	OVERWEIGHT - OVERLOAD	1	001
22110	DRIVING UNDER INFLUENCE LIQUOR	1	002
32110	DRIVING UNDER INFLUENCE OF LIQUOR	22	033
32120	DRIVING UNDER INFLUENCE OF CONTROLLED SUBSTANCE	1	001
33145	LEAVING SCENE OF PROPERTY DAMAGE ACCIDENT	1	002
34110	DRIVING W/LICENSE SUSPENDED	1	001
34112	DRIVING W/O HAVING OBTAINED LICENSE	1	001
34113	DRIVING W/LICENSE SUSPENDED OR REVOKED	7	021

TYPE OF MISDEMEANOR - DRIVING

<u>CODE</u>	<u>DESCRIPTION</u>	<u># CASES</u>	<u># 1980 JAIL DAYS</u>
34115	DRIVING W/O REGISTRATION OR LICENSE	5	008
34140	DRIVING WHILE IMPAIRED	1	002
TOTAL CHARGES 35		274	771

TYPE OF MISDEMEANOR - SEXUAL

40251	GROSS INDECENCY BETWEEN MALES	1	001
10251	GROSS INDECENCY BETWEEN MALES	1	001
11611	ACCOSTING AND SOLICITING	1	001
31611	ACCOSTING AND SOLICITING	1	001
TOTAL CHARGES 4		4	4

TYPE OF MISDEMEANOR - PROPERTY

11410	MALICIOUS DESTRUCTION OF PROPERTY	2	005
11412	MALICIOUS DESTRUCTION OF PRIVATE PROPERTY 0/\$100	2	003
TOTAL CHARGES 2		4	8

TYPE OF MISDEMEANOR - ALCOHOL
(Non driving related)

12210	POSSESSION OF ALCOHOL BY A MINOR	2	007
12310	DISORDERLY	20	099
12311	PUBLIC INFORMATION	2	003
12410	DISORDERLY	4	010
32310	DISORDERLY	2	002
32312	CONSUMPTION OF ALCOHOL IN PUBLIC	1	002
TOTAL CHARGES 6		31	123

TYPE OF MISDEMEANOR - MISCELLANEOUS

<u>CODE</u>	<u>DESCRIPTION</u>	<u># CASES</u>	<u># 1980 JAIL DAYS</u>
10742	LITTERING	1	001
12510	LOITERING	1	002
12671	PARK AFTER HOURS	1	001
12672	TRESPASSING	1	002
12673	LOITERING (AND DUPLICATE)	1	025
13050	BENCH WARRANT - FTA	10	055
18100	VIOLATION OF CURFEW	1	001
31409	MALICIOUS MISCHIEF	1	011
TOTAL CHARGES 8		17	98
TOTAL MISDEMEANORS		CHARGES - 86	400
			1,437

OAKLAND COUNTY J) POPULATION STUDY

ANALYSIS OF OCTOBER 6, 1981

PAROLE VIOLATION CASES

NUMBER OF CASES	DISPOSITION OF CASE	AVERAGE JAIL DAYS	MEDIAN JAIL DAYS	MALE	FEMALE	WHITE	BLACK	AVERAGE AGE	MEDIAN AGE	OAKLAND RESIDENT	WAYNE RESIDENT
15	TOT MDOC	10.67	10.25	14	1	5	10	26.73	28.38	14	1
6	HOLD REMOVED	10.83	11.50	6	0	6	0	25.50	25.67	6	0
21	TOTAL	10.71	10.25	20	1	11	10	26.38	25.83	20	1

AGE RANGE = 20 - 40

JAIL DAY RANGE = 1 - 33

TOTAL JAIL DAYS = 225

POLITICAL JURISDICTION OF RESIDENCE:

- 11 CITY OF PONTIAC
- 2 MADISON HEIGHTS
- 1 CLARKSTON
- 1 COMMERCE TOWNSHIP
- 1 FERNDALE
- 1 OAK PARK
- 1 OXFORD
- 1 ROYAL OAK
- 1 SOUTHFIELD
- 1 OUT-OF-COUNTY

OAKLAND COUNTY JAIL POPULATION STUDY

ANALYSIS OF OCTOBER 19, 1981

CASES INVOLVING HOLDS FOR AND TOT'S TO OTHER JURISDICTIONS

(Not including Parole Violation Cases)

NUMBER OF CASES = 53

JAIL DAYS: TOTAL = 201 AVERAGE = 3.79 DAYS
 RANGE = 1-73 days MEDIAN = 1.98 DAYS
 MODE = 1.00 DAY

INMATE AGE: RANGE = 17-55 yrs AVERAGE = 28.15 YEARS
 MEDIAN = 26.38 YEARS
 MODE = 22.00 YEARS

INMATE CHARACTERISTICS:

MALES 86.79
 FEMALES 13.21

 WHITES 66.04
 BLACKS 33.96

<u>JURISDICTION</u>	<u>CASES HELD FOR</u>	<u>CASES TURNED OVER TO</u>
BENZIE COUNTY	1	1
CHARLEVOIX COUNTY	1	1
CHIPPEWA COUNTY	1	
GENESEE COUNTY	2	1
INGHAM COUNTY	1	1
KENT COUNTY	2	1
LIVINGSTON COUNTY	2	1
MACOMB COUNTY	2	1
TUSCOLA COUNTY	1	
WASHTENAW COUNTY	1	1
WAYNE COUNTY	3	3
CASEVILLE	1	
DEARBORN	2	2
DETROIT	20	8
GAYLORD	1	1
GRAND BLANC	1	1
HAMTRAMCK	1	1
LIVONIA	1	1
PALM BEACH, FLORIDA	1	
PITTSFIELD TOWNSHIP	1	
SHELBY TOWNSHIP	1	1
STATE OF NEW MEXICO	1	1
STATE OF NORTH CAROLINA	1	1
MICHIGAN DEPT. OF CORRECTIONS		1
MICHIGAN STATE POLICE	2	2
U.S. MILITARY	2	2
BONDED OUT AT OAKLAND COUNTY JAIL		17
BONDED OUT AT AN OAKLAND CNTY. COURT		3
TOTAL	53	53

OAKLAND COUNTY JAIL STUDY COMMITTEE - 12 WEEK-END SAMPLE - 6/11/81

MAKE-UP OF SAMPLE

LINE	NUMBER OF BOOKINGS:		PERCENT OF TOTAL SAMPLE	PERCENT OF THOSE STAYING WEEK-END IN JAIL & RELEASED 1ST COURT DAY FOL.	DESCRIPTION OF GROUP
	ACTUAL	PROJECTED ANNUAL			
A	1075	4658	100%	---	Bookings in total 12 week-end sample
B	777	3367	72%	---	Either kept in jail until after arraignment first court day after week-end or released before such arraignment
C	298	1291	28%	100%	Stayed in jail until released at arraignment first court day after week-end
D	106	459	10%	36%	Were eligible for interim bond but did not take advantage of it
E	37	160	3%	12%	Were warrant cases which may or may not have been eligible for release by judge or magistrate other than that issuing warrant
F	24	104	2%	8%	Were eligible for 52nd District Court week-end arraignment by noon on Saturday, but were not arraigned.
G	18	78	2%	6%	Were not arraigned in an Oakland County District Court
H	113	490	11%	38%	Stayed in jail until released at arraignment the first court day after the week-end and has no exceptions under lines D, E, F, or G.

ANALYSIS OF 1980 WEEK-END ARRAIGNMENT POTENTIAL 6/11/81

ONLY THOSE NOT ELIGIBLE FOR INTERIM BOND, 5242. ALL WHO WERE RELEASED AT ARRAIGNMENT 1ST FOLLOWING COURT DAY
COURT WEEK-END ARRAIGNMENT OR NOT IN DIS. CT. JURISDICTION.

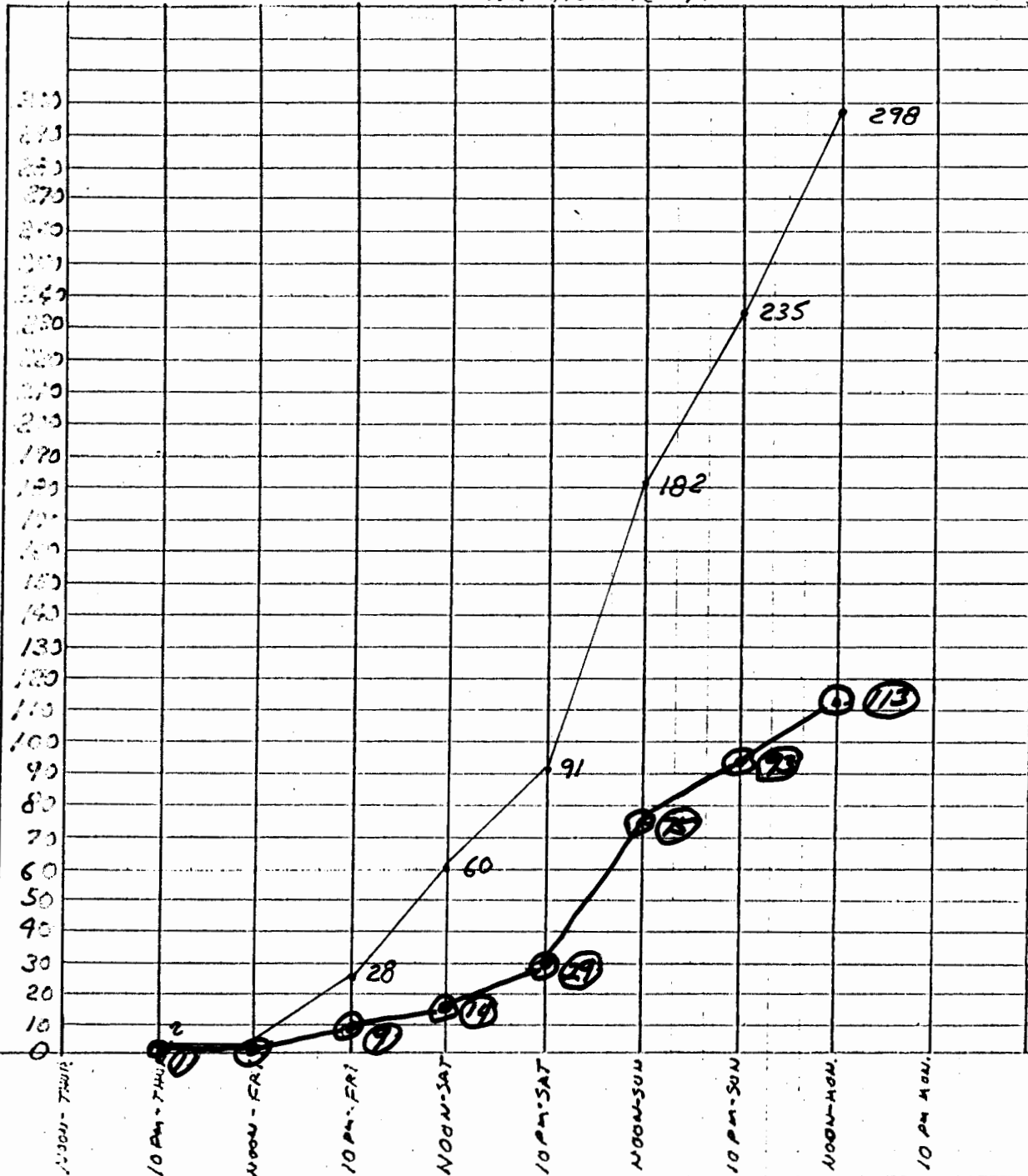
MONTH	YEAR	WEEK-END	OVER ALL WEEK-END BOOKINGS	PRE. HOL. THURS.							TOTAL		DIFFERENCES BETWEEN CIRCLED AND UN-CIRCLED SAMPLES																			
				FRI. NOON TO FRI. 10 AM	FRI. 10 AM TO SAT. NOON	SAT. NOON TO SAT. 10 PM	SAT. 10 PM TO SUN. NOON	SUN. NOON TO SUN. 10 AM	SUN. 10 AM TO MON. 7 AM	POST. ARREST TO 10 AM	10 AM TO 10 PM	FRI. NOON TO 10 PM		TOTAL WITH SUN. 10 AM TO MON. 7 AM	TOTAL WITHOUT SUN. 10 AM TO MON. 7 AM																	
MAR.	80	1	92	3		2	8	3	5			21	16	<p style="text-align: center;"><u>DIFFERENCES BETWEEN CIRCLED AND UN-CIRCLED SAMPLES</u></p> <p style="text-align: center;">↓</p> <p>106 CASES ELIGIBLE FOR INTERIM BOND BUT NOT PAID BEFORE ARRAIGNMENT.</p> <p>24 CASES ELIGIBLE FOR 5242 CT. ARRAIGNMENT. (BEFORE NOON ON SATURDAY)</p> <p>18 CASES NOT ARRAIGNED IN DISTRICT CT.'S.</p> <p>37 WARRANT CASES</p> <table border="1" style="width: 100%; margin-top: 10px;"> <tr> <th colspan="2" style="text-align: center;">% BOOKED EACH TIME PERIOD</th> </tr> <tr> <th style="text-align: center;">UN-CIRCLED</th> <th style="text-align: center;">CIRCLED</th> </tr> <tr> <td>FRI. NOON TO FRI. 10 AM.</td> <td style="text-align: center;">9%</td> </tr> <tr> <td>FRI. 10 AM TO SAT. NOON</td> <td style="text-align: center;">4%</td> </tr> <tr> <td>SAT. NOON TO SAT. 10 PM.</td> <td style="text-align: center;">13%</td> </tr> <tr> <td>SAT. 10 AM TO SUN. NOON</td> <td style="text-align: center;">41%</td> </tr> <tr> <td>SUN. NOON TO SUN. 10 PM</td> <td style="text-align: center;">16%</td> </tr> <tr> <td>SUN. 10 PM TO MON. 7 AM.</td> <td style="text-align: center;">18%</td> </tr> <tr> <td>HOLIDAY EVE.</td> <td style="text-align: center;">1%</td> </tr> </table>	% BOOKED EACH TIME PERIOD		UN-CIRCLED	CIRCLED	FRI. NOON TO FRI. 10 AM.	9%	FRI. 10 AM TO SAT. NOON	4%	SAT. NOON TO SAT. 10 PM.	13%	SAT. 10 AM TO SUN. NOON	41%	SUN. NOON TO SUN. 10 PM	16%	SUN. 10 PM TO MON. 7 AM.	18%	HOLIDAY EVE.	1%
% BOOKED EACH TIME PERIOD																																
UN-CIRCLED	CIRCLED																															
FRI. NOON TO FRI. 10 AM.	9%																															
FRI. 10 AM TO SAT. NOON	4%																															
SAT. NOON TO SAT. 10 PM.	13%																															
SAT. 10 AM TO SUN. NOON	41%																															
SUN. NOON TO SUN. 10 PM	16%																															
SUN. 10 PM TO MON. 7 AM.	18%																															
HOLIDAY EVE.	1%																															
APRIL.	80	1	90	4	4		9	5	12			34	22																			
MAY	80	1	82	3	1	2	6	8	5			25	20																			
JUNE	80	1	86	2	1	1	9	6	5			24	19																			
JULY	80	1	119	4	4	5	7	7	9	2		38	29																			
JULY	80	4	83	2	4	5	11	7	3			32	29																			
SEPT.	80	2	85		3	1	5	3	2			14	12																			
OCT.	80	1	118	1		4	10		7			22	15																			
NOV.	80	1	93	2	4	5	10	6	4			31	27																			
DEC.	80	1	84	2	3	2	6	2	3			18	15																			
JAN.	81	1	62	1	3	2	2		4			12	8																			
FEB.	81	1	81	2	5	2	8	6	4			27	23																			
SAMPLE TOTAL			1075	26	32	31	91	53	63	2		298	235																			
12 WEEK-END AVERAGE			89.58	2.17	2.67	2.58	7.58	4.42	5.25			24.83	19.58																			
PROJECTED ANNUAL TOTAL			9658	113	139	134	394	230	273	10*		1291	1018																			
POTENTIAL ANNUAL SAVINGS OF JAIL NIGHTS.				339	348	268	591	230	136	40		1952	1816																			
1/2 JAIL NIGHTS EACH				3	2.5	2	1.5	1	.5	4																						

= 35 NIGHTS PER WEEK-END.
= 13 NIGHTS PER WEEK-END.

* ASSUME 5 MONDAY HOLIDAYS PER YEAR

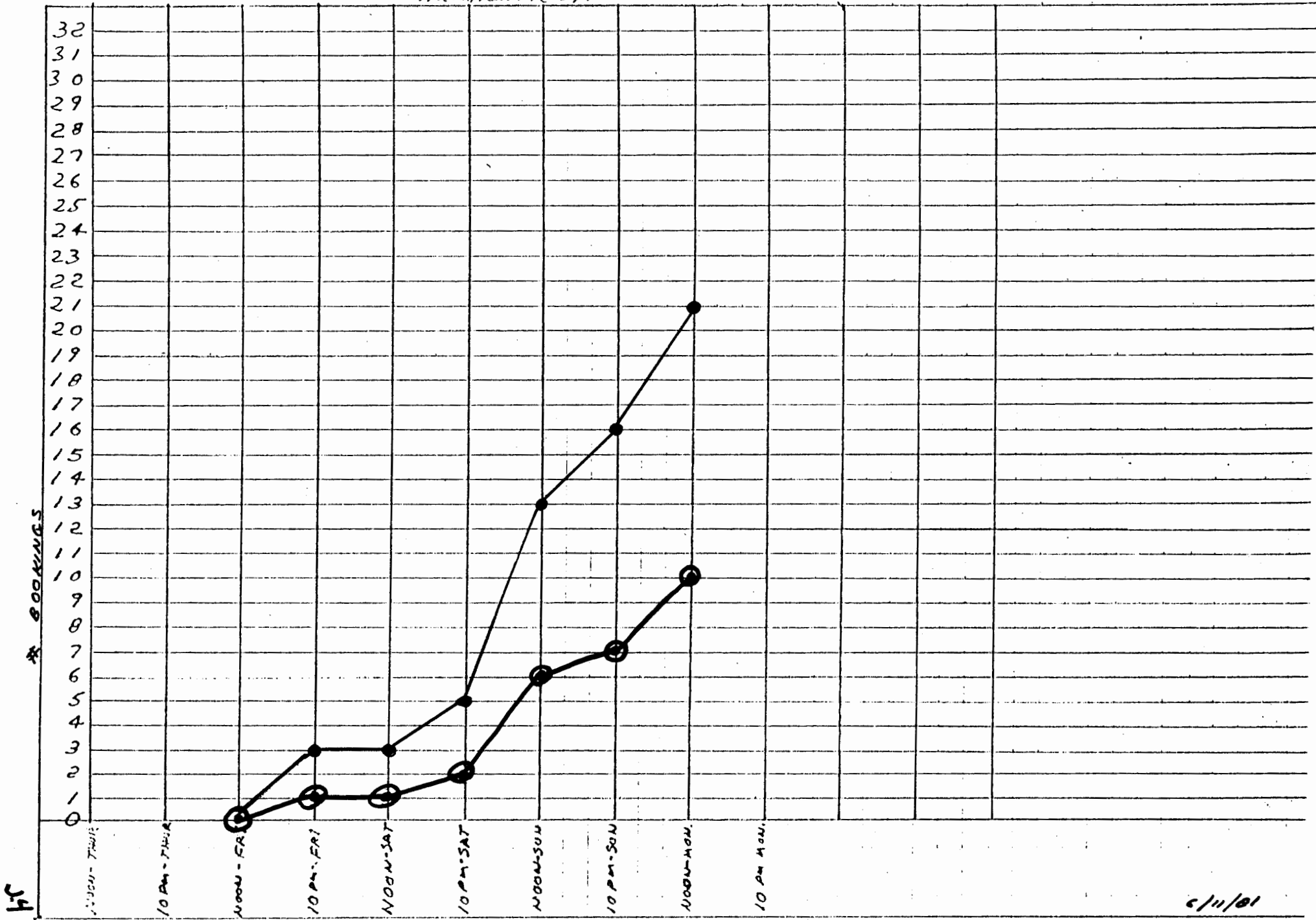
YEAR 1960 MONTH _____ DATES COVERED: FRI: _____ (HOLIDAY) SAT: _____
 ACCUMULATIVE ELIGIBLES FOR WEEK-END ARRANGEMENT. SUN: _____ MON: _____ (HOLIDAY)

12 WEEK-END SAMPLES
OF WEEK-END BOOKINGS
WHO REMAINED IN JAIL TILL
RELEASE AT ARRANGEMENT
1 SECURT DAY AFTER WEEK-END.



YEAR '80 MONTH MARCH DATES COVERED: FRI: 3/29 (HOLIDAY) 3/1
 SUN: 3/2 MON: 3/3 (HOLIDAY)

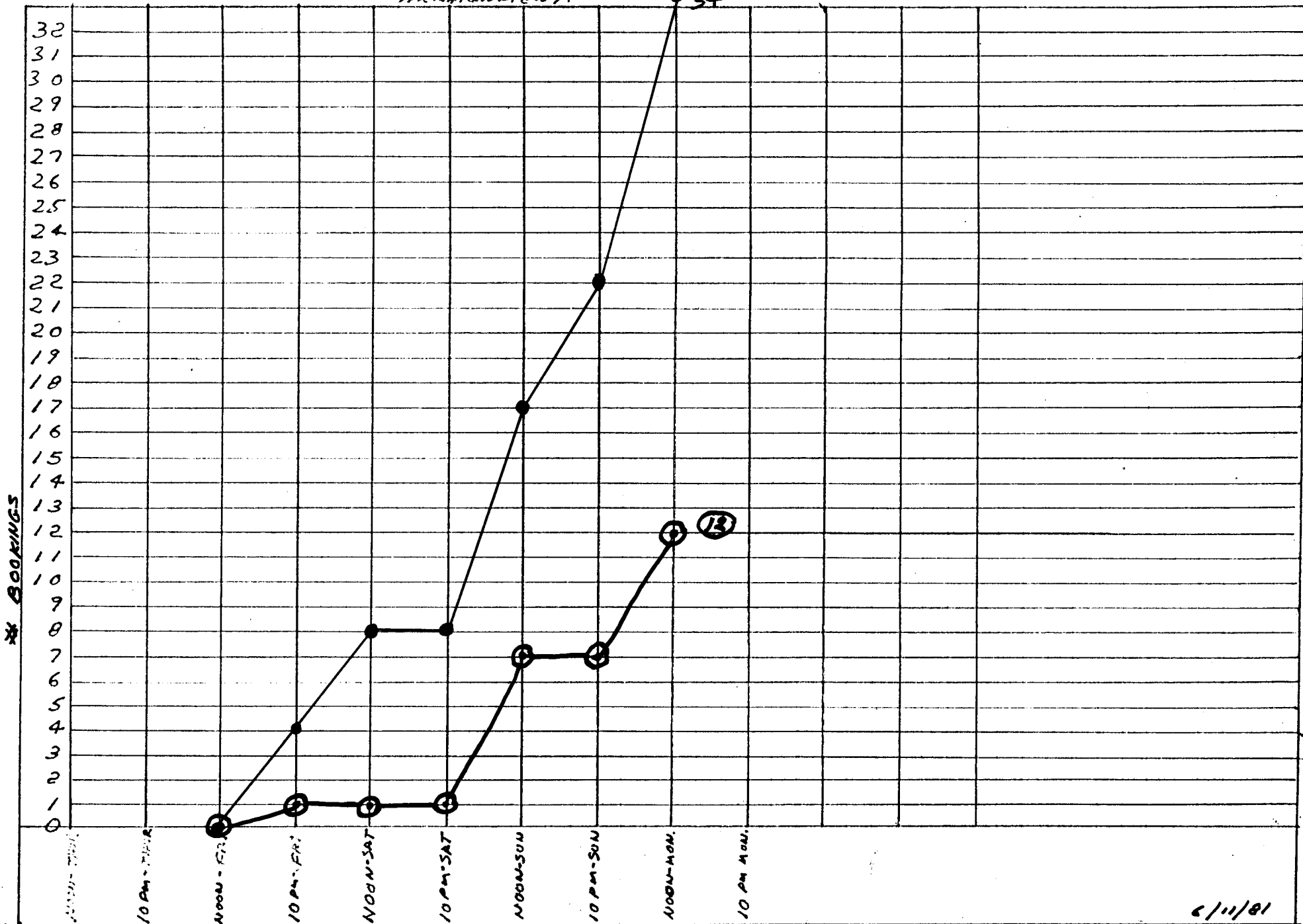
ACCUMULATIVE ELIGIBLES FOR WEEK-END
 ASSIGNMENT.



6/11/01

YEAR 1980 MONTH APRIL DATES COVERED: FRI: 4/4 (HOLIDAY) S: 4/5

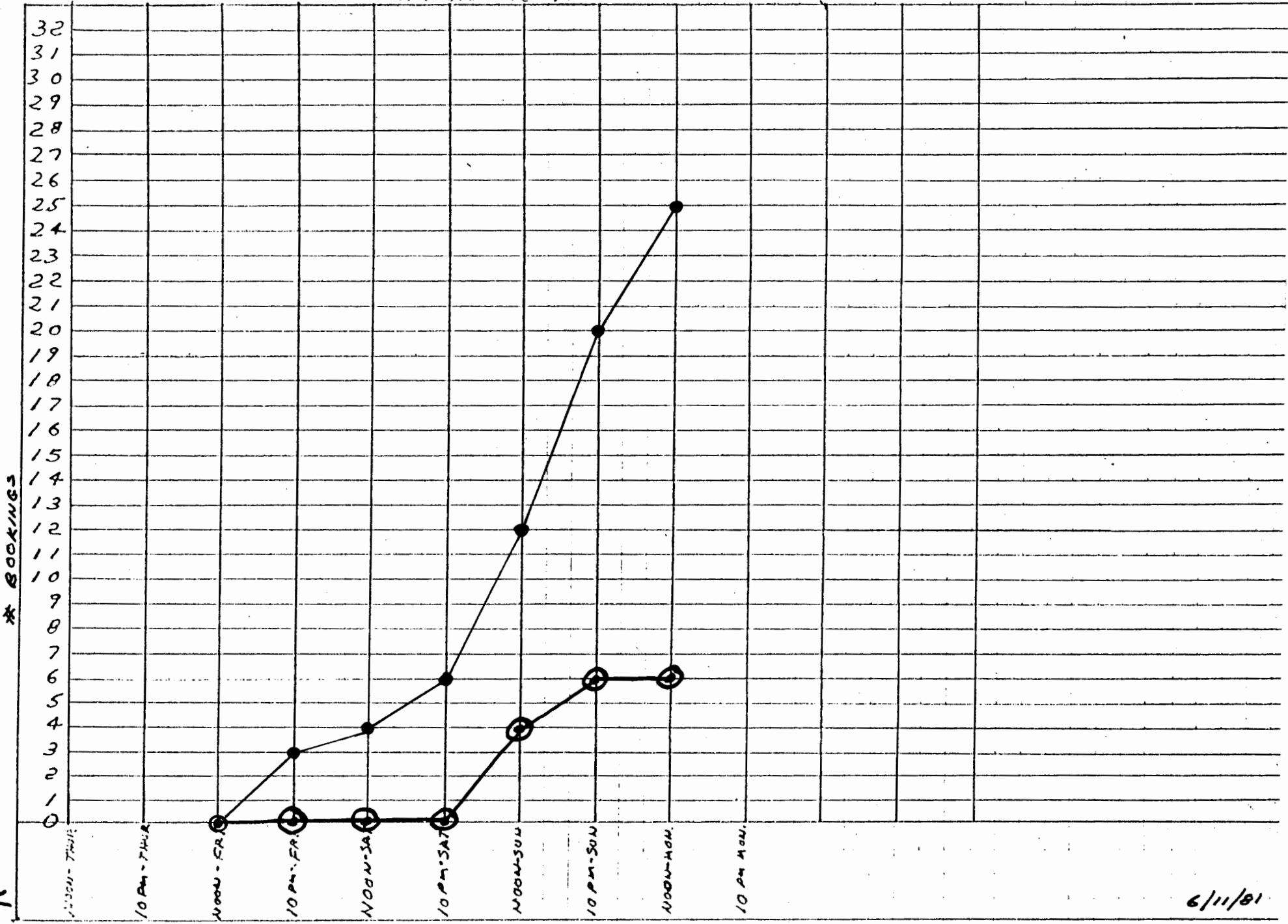
ACCUMULATIVE ELIGIBLES FOR WEEK-END ARRANGMENT. SUN: 4/6 MON: 4/7 (HOLIDAY)



6/11/81

95

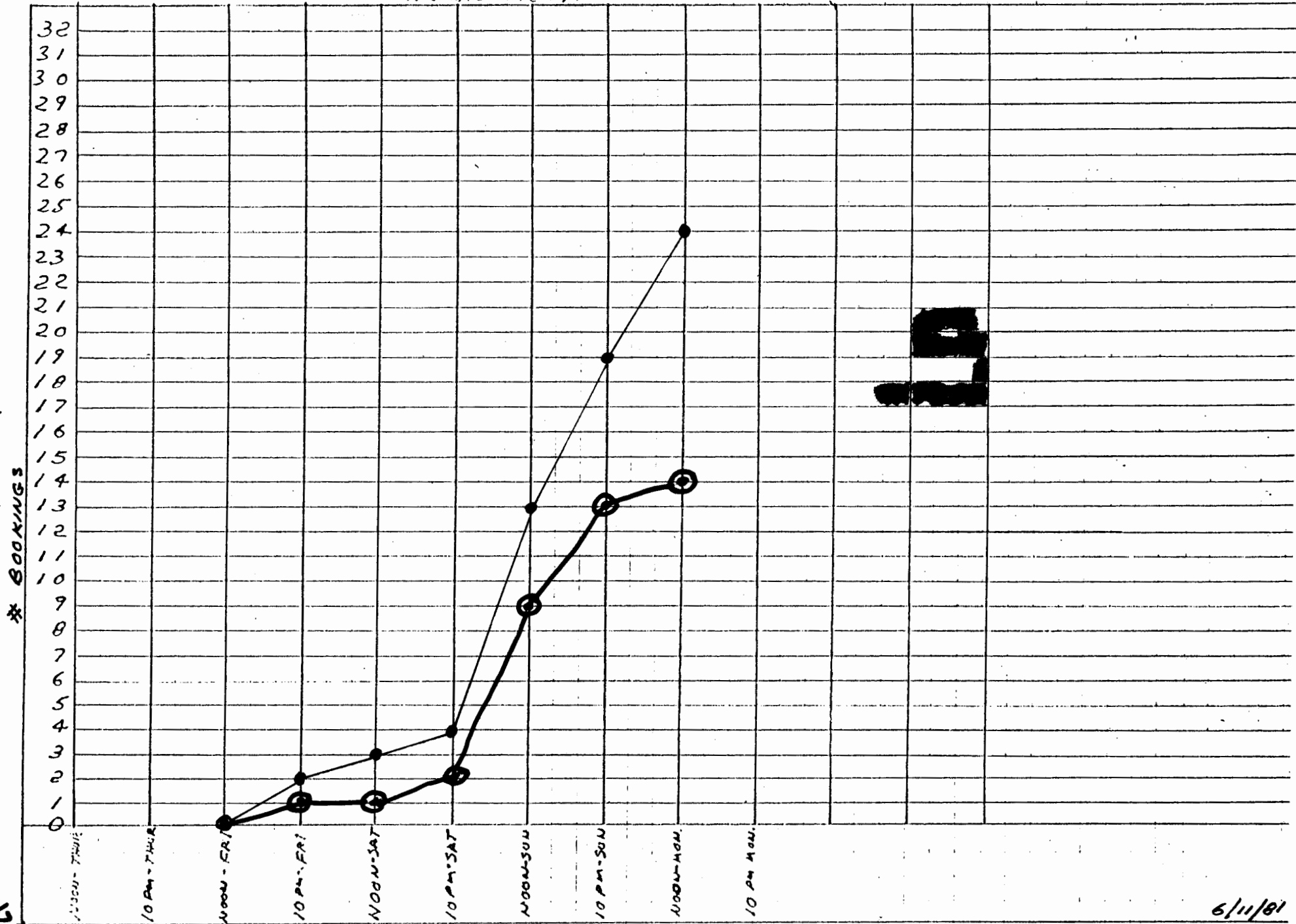
YEAR '80 MONTH MAY DATES COVERED: FRI: 5/9 (HOLIDAY) SAT: 5/10
 ACCUMULATIVE ELIGIBLES FOR WEEK-END ASSIGNMENT. SUN: 5/11 MON: 5/12 (HOLIDAY)



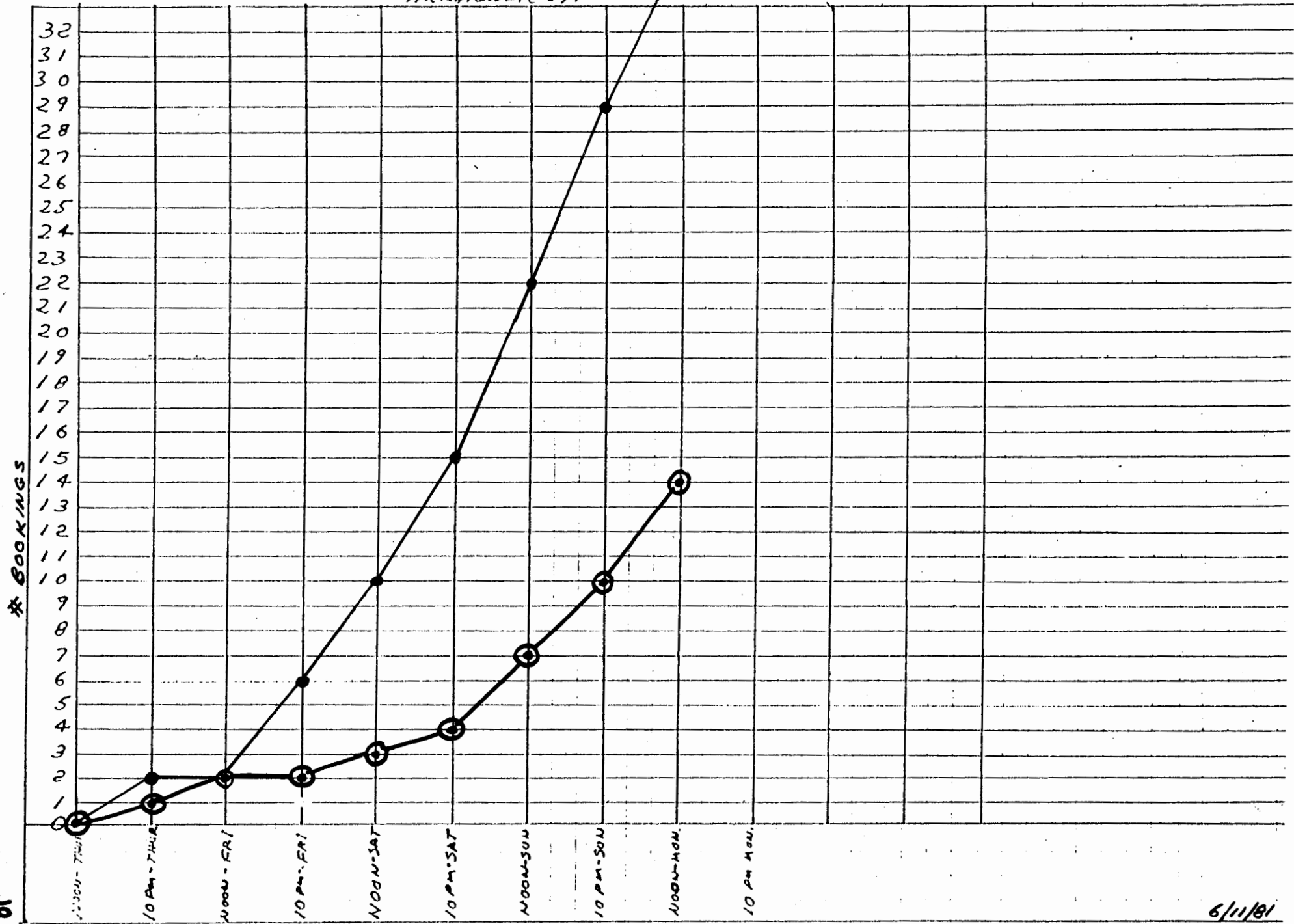
95

6/11/81

YEAR 180 MONTH JUNE DATES COVERED: FRI: 46 (HOLIDAY) SAT: 67
 ACCUMULATIVE ELIGIBLES FOR WEEK-END ARRANGEMENT. SUN: 818 MON: 47 (HOLIDAY)



YEAR '80 MONTH July DATES COVERED: THURS. 7/3 38
 FRI: 7/4 (HOLIDAY) SAT: 7/5
 ACCUMULATIVE ELIGIBLES FOR WEEK-END ARRIGNMENT. SUN. 7/6 MON: 7/7 (HOLIDAY)



8r

6/11/81

YEAR '80

MONTH August*

*4TH WEEK IN JULY

ACCUMULATIVE ELIGIBLES FOR WEEK-END ARRANGMENT.

DATES COVERED:

FRI: 7/25 (HOLIDAY)

SAT: 7/26

SUN: 7/27

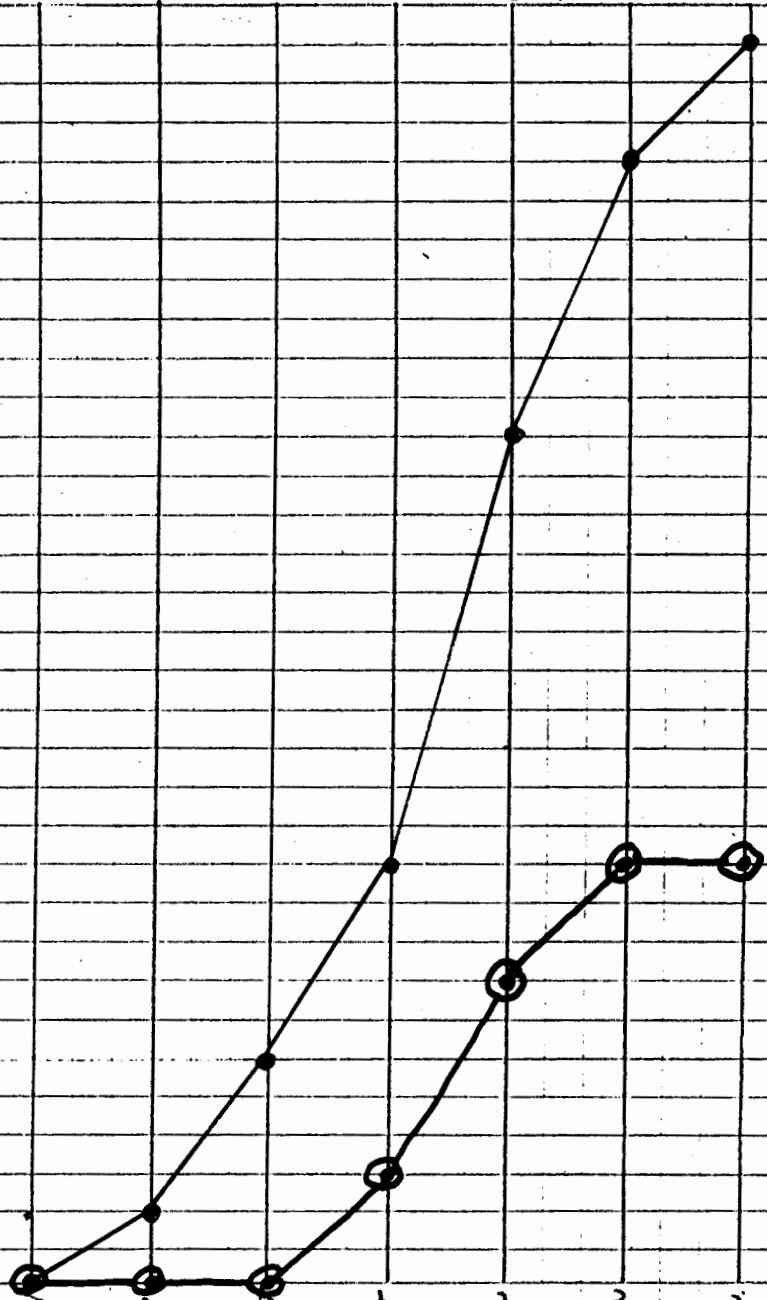
MON: 7/28

(HOLIDAY)

BOOKINGS

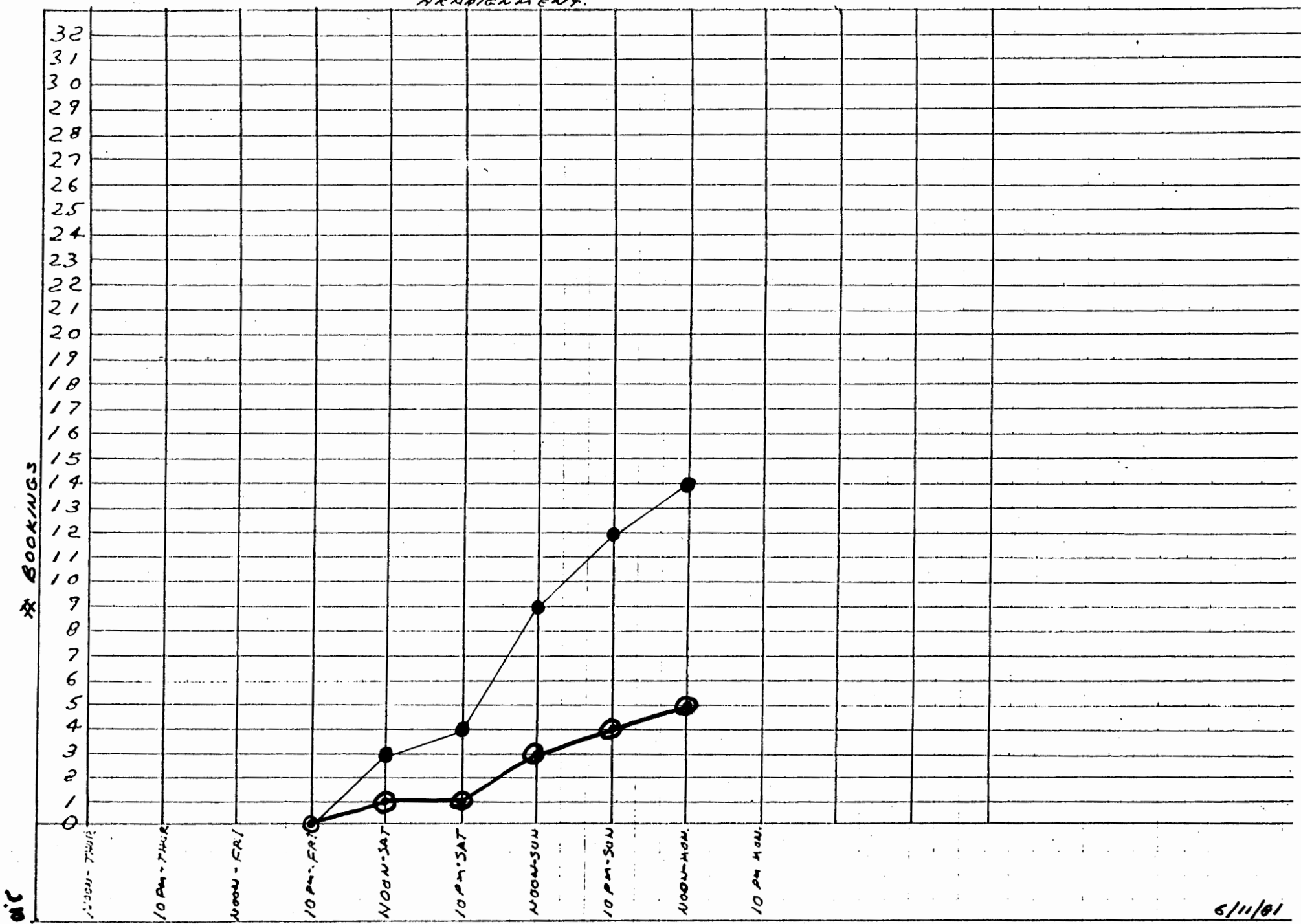
32
31
30
29
28
27
26
25
24
23
22
21
20
19
18
17
16
15
14
13
12
11
10
9
8
7
6
5
4
3
2
1
0

10:30 AM - THUR
10 PM - THUR
NOON - FRI
10 PM - FRI
NOON - SAT
10 PM - SAT
NOON - SUN
10 PM - SUN
NOON - MON
10 PM MON



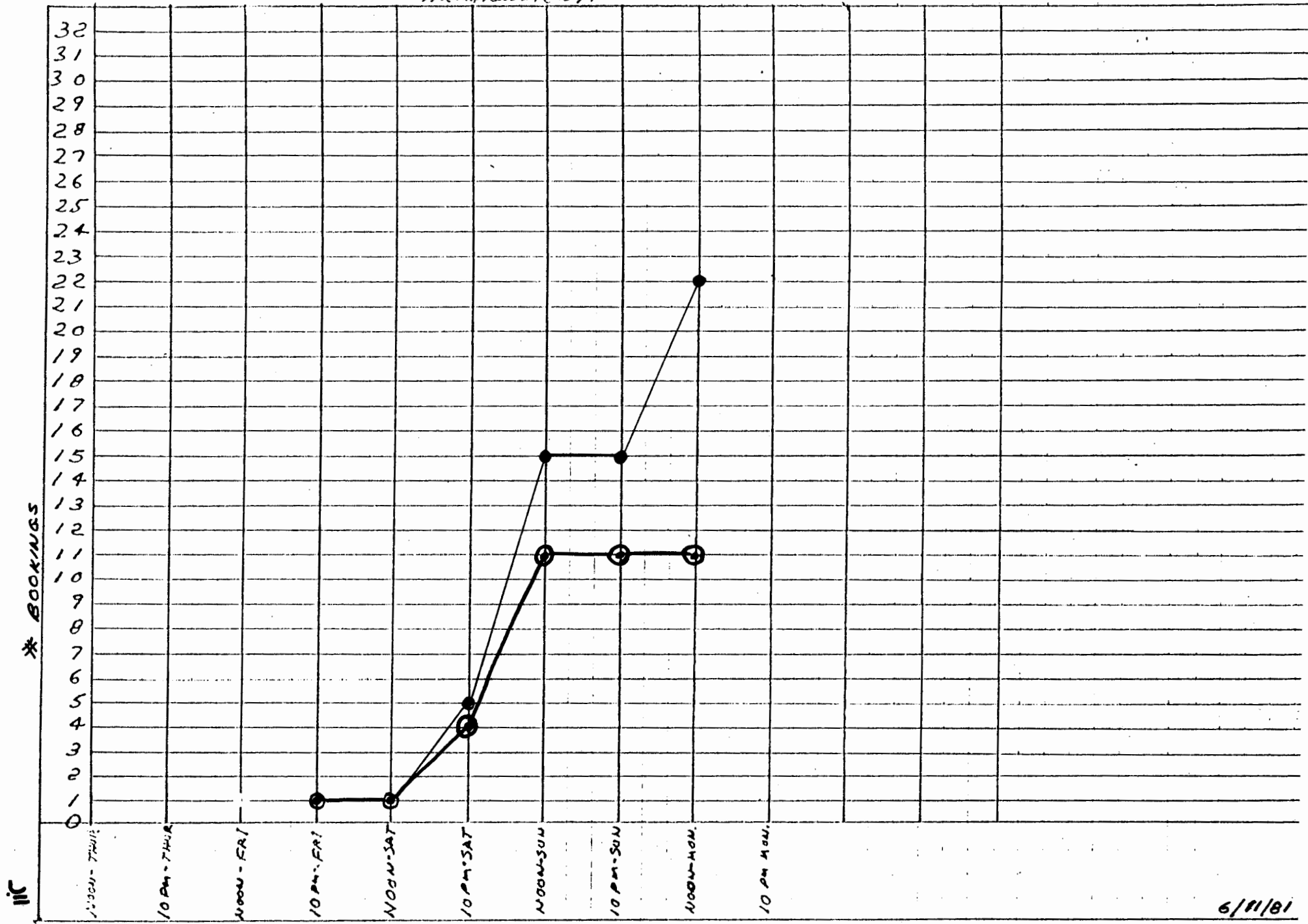
6/11/81

YEAR '80 MONTH SEPTEMBER DATES COVERED: FRI: 9/5 (HOLIDAY) SAT: 9/6
 ACCUMULATIVE ELIGIBLES FOR WEEK-END ARRANGEMENT. SUN: 9/7 MON: 9/8 (HOLIDAY)

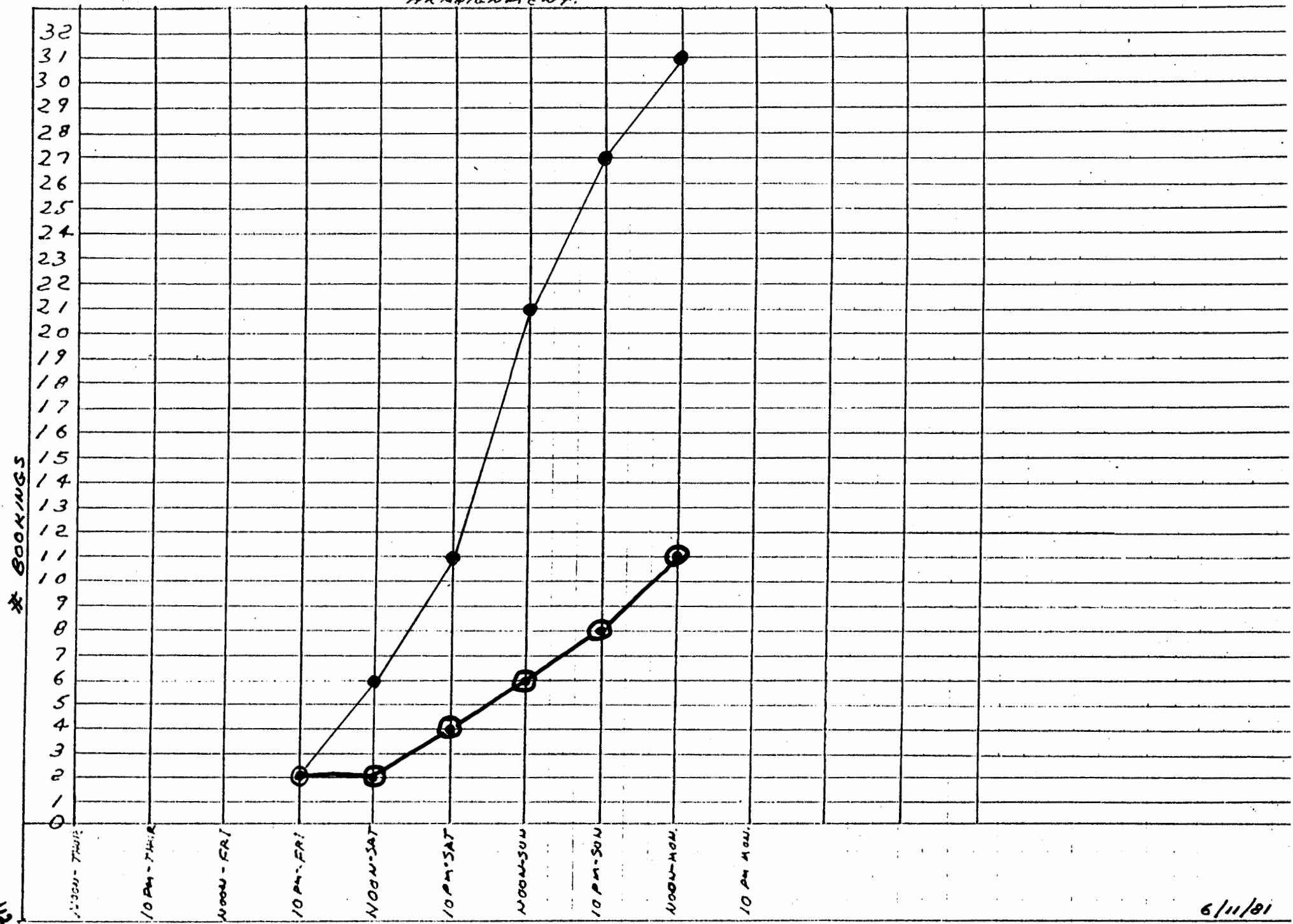


6/11/81

YEAR '80 MONTH OCTOBER DATES COVERED: FRI: 10/3 (HOLIDAY) SAT: 10/4
 ACCUMULATIVE ELIGIBLES FOR WEEK-END ARRANGMENT. SUN: 10/5 MON: 10/6 (HOLIDAY)

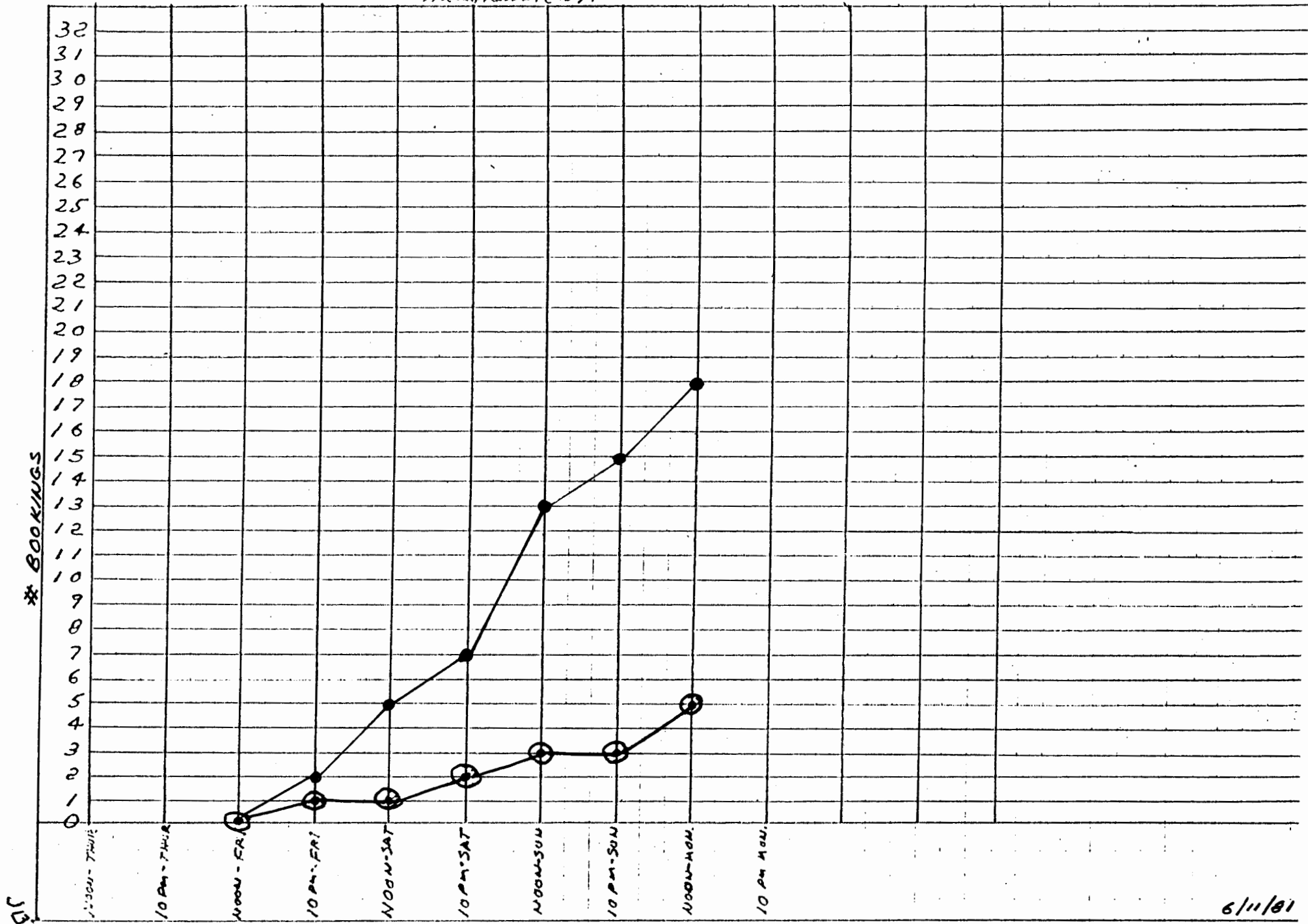


YEAR '80 MONTH NOVEMBER DATES COVERED: FRI: 10/21 (HOLIDAY) AT: 11
 ACCUMULATIVE ELIGIBLES FOR WEEK-END ARRANGMENT. SUN: 11/2 MON: 11/2 (HOLIDAY)



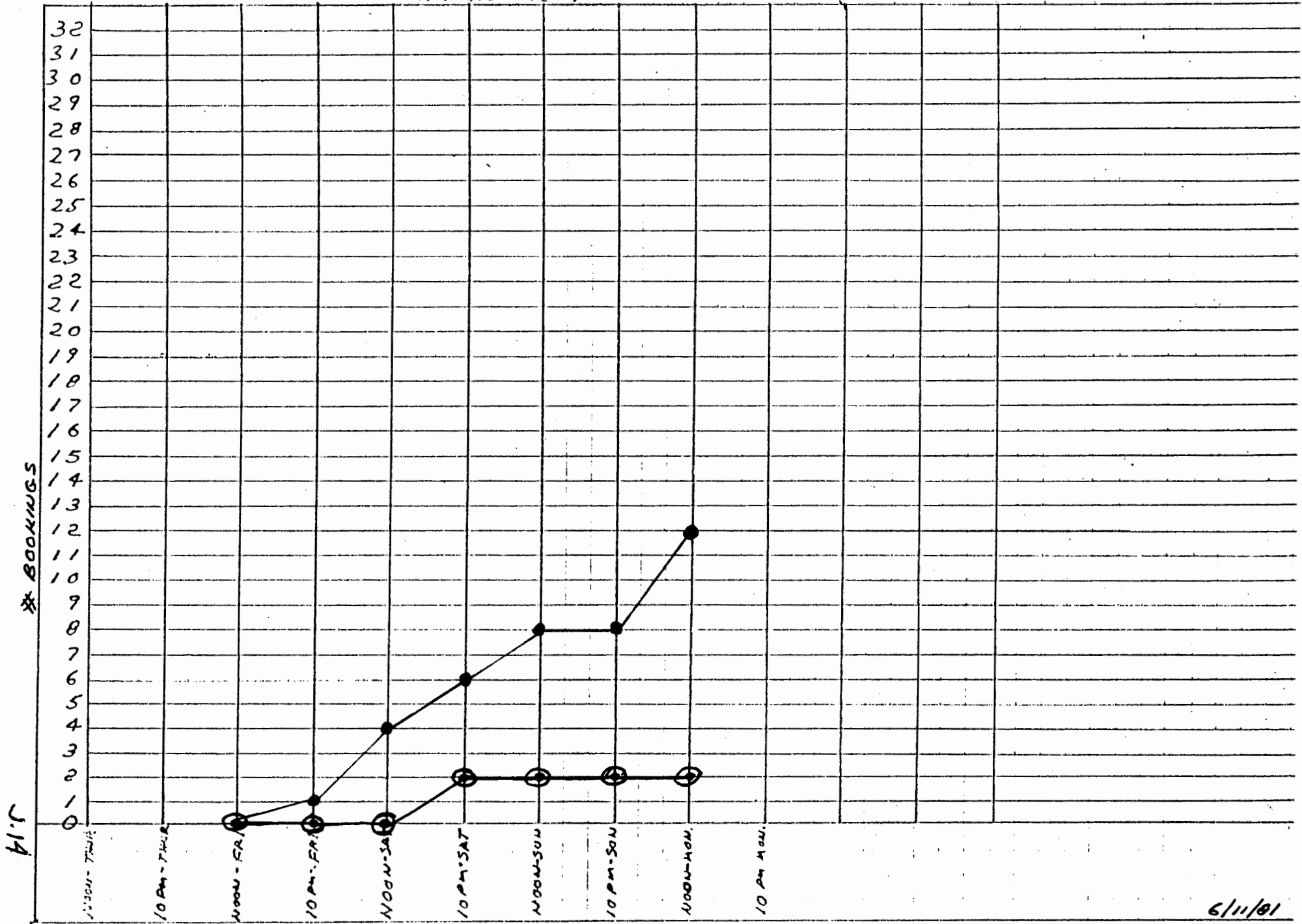
6/11/91

YEAR '80 MONTH DECEMBER DATES COVERED: FRI 12/5 (HOLIDAY) AT: 12/6
 ACCUMULATIVE ELIGIBLES FOR WEEK-END ARRANGMENT. SUN. 12/7 MON: 12/8 (HOLIDAY)



6/11/81

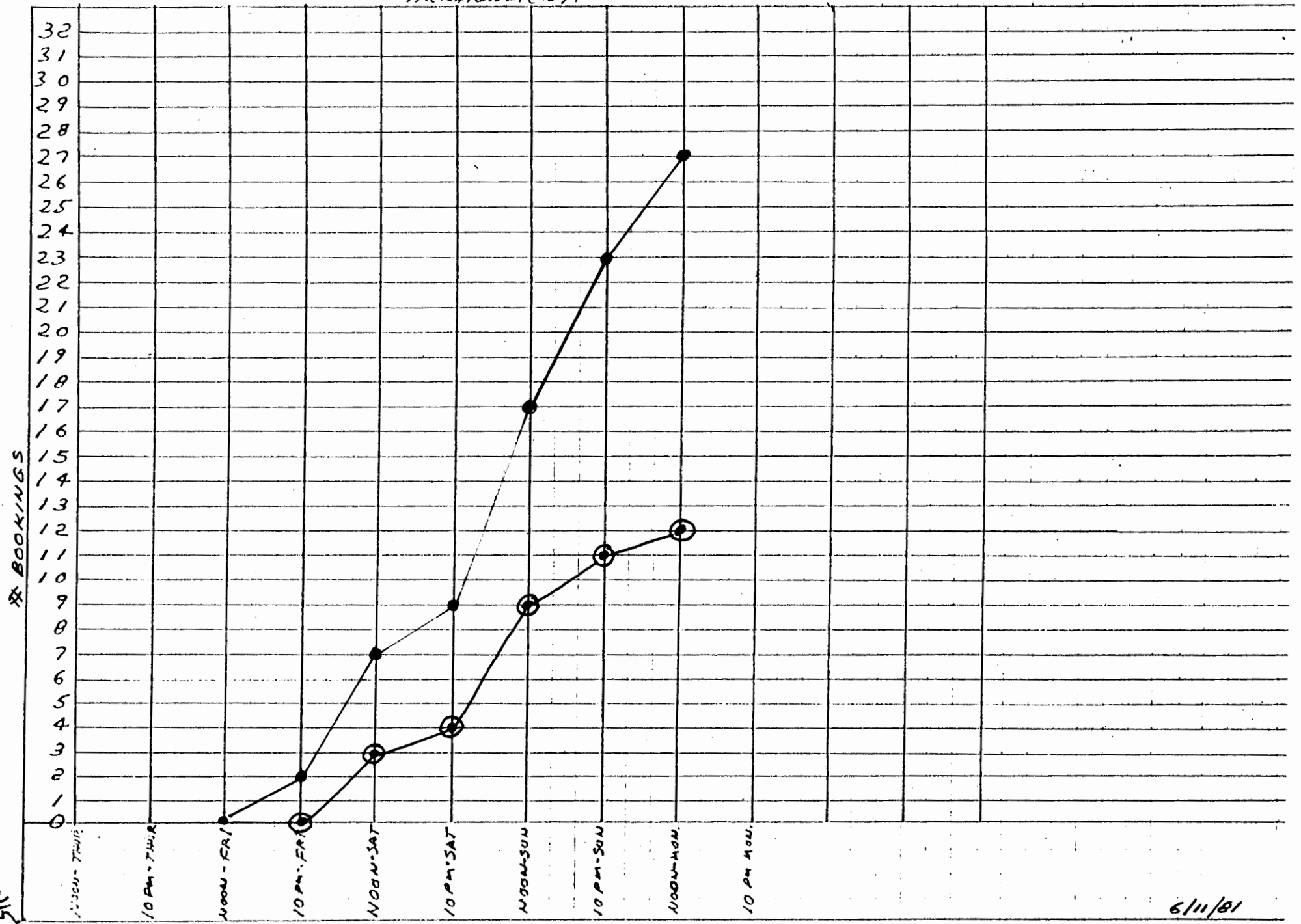
YEAR 18 MONTH JANUARY DATES COVERED: FRI: 1/2 (HOLIDAY) AT: 1/3
 ACCUMULATIVE ELIGIBLES FOR WEEK-END ASSIGNMENT: SUN: 1/4 MON: 1/5 (HOLIDAY)



J.14

6/11/01

YEAR '81 MONTH FEBRUARY DATES COVERED: FRI: 2/6 (HOLIDAY) SAT: 2/7
 ACCUMULATIVE ELIGIBLES FOR WEEK-END ASSIGNMENT. SUN: 2/8 MON: 2/9 (HOLIDAY)



6/11/81

ANALYZED BY ARRESTING DEPARTMENT

OF WEEK-END BOOKINGS WHO STAYED IN JAIL ALL WEEK-END

DISTRICT COURT	UN-CIRCLED SAMPLE			CIRCLED SAMPLE		
	AVERAGE # PER WEEK-END	PROJECTED ANNUAL #	% OF UN-CIRCLED SAMPLE	AVERAGE # PER WEEK-END	PROJECTED ANNUAL #	% OF CIRCLED SAMPLE
OAKLAND CNTY. SHER. DEPT.	5.17	269	21%	1.33	69	14%
PONTIAC P.D.	4.33	225	17%	1.75	91	19%
WATERFORD TWP. P.D.	2.92	152	12%	1.66	87	19%
MICHIGAN STATE POLICE	1.58	82	6%	.25	13	3%
SOUTHFIELD POLICE DEPT.	.92	48	4%	.83	43	9%
NOVI P.D.	.83	43	3%	.67	35	7%
PONTIAC TWP. POLICE DEPT.	.67	35	3%	.33	17	4%
TROY P.D.	.58	30	2%	.42	22	4%
W. BLOOMFIELD TWP. P.D.	.50	26	2%	.17	9	2%
35 OTHER ARRESTING AGENCIES	7.33	381	30%	2.00	104	21%
TOTAL	24.83	1291	100%	9.41	490	102%

ARRESTING DEPARTMENTS

6/11/81

	Pontiac	Pontiac TWP	M.S.P	Waterford TWP	O.C.S.D.	TROY P.D	W. BLOOM TWP	Bloom Hills	Bloom TWP	ROYAL OAK TWP	Walled LAKE	Jouhfield P.D	White Lake P.D	NOVI P.D.	Oxford P.D	MADISON HTS.	FERRDALE P.D.	UNKNOWN	City Royal OAK	Farmington Hills	FENTON	METRO PARK	HOLLY P.D.	South Lyon	Rochester	Milford	Birmingham	C.C.	Northville Woods	Wyom	
MARCH	4 ②	0	1	3 ①	2 ①	1 ①	0	0	0	0	0	3 ③	1	2 ②	1 ①	0	0	0	0	0	0	0	1	0	0	0	0	0	0	1	0
APRIL	4 ①	3 ②	4	2 ①	5 ①	3 ②	1	0	1	0	0	4 ④	0	0	0	0	0	0	0	0	0	0	0	0	2	0	0	0	0	0	0
MAY	5 ①	0	1	1 ①	6 ①	0	1	0	0	0	0	1	1	0	2 ②	0	0	0	0	0	0	0	0	0	0	0	0	0	0	0	0
JUNE	3 ③	2 ②	0	2 ①	7 ⑦	1	1	0	0	1	0	0	0	3 ③	1 ①	0	0	0	0	0	0	0	0	0	0	0	1	0	0	0	0
JULY	5 ④	0	2 ①	4 ①	3	0	0	0	0	1	0	0	2	2	1	0	0	0	0	1	1	2	4 ②	0	0	0	0	0	0	0	0
JULY	3 ①	0	2 ①	5 ②	11 ⑤	0	1	0	0	0	0	0	0	1	0	0	0	0	0	0	0	0	0	3 ②	0	0	0	0	0	0	0
SEPT.	3 ①	0	1	1	3	0	0	0	0	0	0	1	0	0	0	0	0	0	0	0	0	0	0	0	0	0	0	0	0	0	0
OCT.	6 ②	0	3 ①	6 ③	2	0	0	0	0	0	0	0	0	1	0	0	0	0	0	0	0	0	0	0	2	1	0	0	0	0	0
NOV.	8 ①	0	2	4 ②	9 ④	1	1	0	0	0	0	0	0	1	0	0	0	0	0	0	0	0	3 ①	0	0	0	1	0	0	0	0
DEC.	5 ④	2	0	0	6 ①	0	0	0	0	0	0	0	1	0	0	0	0	0	0	0	0	0	0	0	2	0	0	0	0	0	0
JAN.	1 ①	0	2	1	2	1	0	0	0	0	0	0	1	0	0	0	0	0	0	0	0	0	0	0	0	0	0	0	0	0	0
FEB	5 ①	1	1	6 ⑤	4	0	0	0	1	0	0	2	0	0	0	0	0	0	0	0	0	0	0	0	0	0	0	0	0	0	0
TOTAL	52 ②	8 ④	19 ③	35 ②	60 ⑥	1 ⑤	6 ①	1 ①	2 ①	3 ②	4 ①	11 ⑩	6 ⑥	10 ④	5 ⑤	1 ①	1 ①	0	1 ①	1 ①	1 ①	2 ②	8 ②	3 ①	6 ①	1 ①	2 ①	1 ①	5 ⑤	1 ①	
AVERAGE PER WEEK-END	1.33	.67	1.58	2.92	5.17	.58	.50	.08	.17	.25	.34	.92	.50	.83	.42	.08	.08	-	.08	.08	.08	.17	.67	.25	.50	.08	.08	.08	.42	.08	
PROJECTED ANNUAL WEEK-END TOTAL	225	35	82	152	269	30	26	4	9	13	17	48	26	43	22	4	4	-	4	4	4	9	35	13	26	4	4	4	22	4	
% of Total Bookings	17	8	6	12	21	4	2	-	1	2	4	9	2	3	2	-	1	-	1	1	1	2	3	1	2	1	1	1	2	1	

ANALYSIS BY COURTS

OF WEEK-END BOOKINGS WHO STAYED IN JAIL ALL WEEK-END

DISTRICT COURT	UN-CIRCLED SAMPLE			CIRCLED SAMPLE		
	AVERAGE # PER WEEK-END	PROJECTED ANNUAL #	% OF UN-CIRCLED SAMPLE	AVERAGE # PER WEEK-END	PROJECTED ANNUAL #	% OF CIRCLED SAMPLE
50th	4.83	251	19%	1.83	95	19%
51st	3.17	165	13%	1.50	78	16%
52nd	11.25	585	45%	4.51	235	47%
I	4.25	221	17%	2.17	113	23%
II	2.00	104	8%	.50	26	5%
III	4.17	217	17%	1.17	61	12%
IV	.83	43	3%	.67	35	7%
48th	1.75	91	7%	.50	26	5%
46th	.67	35	3%	.42	22	4%
45B	.75	39	3%	.42	22	4%
ALL OTHER DIST.CRTS.	.60	26	2%	.24	12	3%
DIST.CRT. TOTAL	23.02	1192	92%	9.42	490	98%
OTHERS	1.82	94	7%	----	--	--
TOTAL	24.84	1286	99%	----	--	98%

CHARGES

6/11/81

	PAROLE VIOLATION	BENCH WARRANT	L.I.B.	DRIL.	DISORDERLY	FRAUD	MOAR	RXC O/100	C.C.W.	B&E	ATT. B&E	TRAFFIC WARRANT	C.S.C. 2ND	POSS. COCAINE	POSS. MARI.	FRAUD. LIC. PLATES	WARR ANTZ	WRIT L.I.B.	G/W FTA	M.I.S.P. WARRANT	POSS. HEROIN	FEL. ASSAULT W/7	ASSAULT W/7	LARC. O/100	V.C.S.A.	OPEN /NTOX WARRANT	ASSAULT	DRIL. 3RD	UNARMED ROB. - LARC O/100	RAPE	
MARCH			5 ③	4	2	/	/	/	/	2 ②	/	1	/	/	1 ①	/	/	/	/	/	/	1 ①	/	/	/	/	/	/	/	/	/
APRIL		1	3 ③	4	5	1 ①	/	3 ③	/	1	2 ②	1	1 ①	1 ①	1 ①	/	/	/	/	/	/	1 ①	/	/	/	/	/	/	/	/	
MAY	1	1	1 ①	4	2	1	/	1 ①	/	/	3	/	/	/	3 ③	1 ①	/	/	/	/	/	/	/	/	/	/	/	/	/	/	
JUNE			3 ③	3	2	/	/	/	/	3 ③	/	/	/	/	/	/	/	1 ①	1	1	3 ③	2 ②	1 ①	1 ①	/	/	/	/	/	/	
JULY	2	1	2 ②	6	/	/	3 ③	2 ②	2 ②	/	1	1	/	/	/	/	/	1 ①	1	/	3 ③	2 ②	1 ①	1 ①	1 ①	1 ①	1 ①	1 ①	1 ①	1 ①	
JULY		3	1 ①	2	4	/	/	1 ①	/	/	1	1	/	/	/	/	/	/	/	/	1	2	/	/	/	/	/	/	/	/	
SEPT.	1	1	/	2	/	/	/	1 ①	1 ①	/	/	/	/	/	/	/	/	/	/	/	/	/	/	/	/	/	/	/	/	/	
OCT.		1	1 ①	7	/	/	/	1 ①	1 ①	/	1	1	/	/	/	/	/	/	/	/	/	2 ②	/	1 ①	/	/	/	1 ①	/	/	
NOV.		1	4 ④	5	2	/	/	/	/	/	/	/	1 ①	/	/	/	/	/	/	/	/	/	/	/	2 ②	/	/	/	/	/	
DEC.		1	/	5	/	1 ①	/	/	/	2 ②	/	/	/	/	/	/	/	/	/	1	/	/	/	2 ②	/	/	/	/	/	/	
JAN.		1	1 ①	5	/	/	/	/	2	2	/	/	/	/	/	/	/	/	/	/	/	/	/	/	/	/	/	/	/	/	
FEB			1 ①	8	/	/	/	/	8 ⑧	8 ⑧	1	1	/	/	/	/	/	1	1	/	/	/	/	/	/	/	/	/	/	/	
TOTAL	4	11	22 ②②	55	17	3 ③	3 ③	4 ④	5 ⑤	20 ⑫	2 ②	10	2 ②	1 ①	5 ⑤	1 ①	1	1 ①	2	3	4 ④	7 ⑦	3 ③	8 ⑧	2 ②	1	1 ①	1 ①	1 ①	1 ①	
AVERAGE PER WEEK-END	.34	.92	1.83	4.58	1.42	.25 ①⑦	.25 ①⑦	.33 ③③	.41 ④②	1.67 ⑬③	.17 ①⑦	.83	.17 ①⑦	.08 ⑧⑧	.42 ④②	.08 ⑧⑧	.08	.08	.17	.25	.33 ③③	.58 ⑤⑧	.25 ②⑤	.67 ⑥⑦	.17 ①⑦	.08	.08 ⑧⑧	.08 ⑧⑧	.08 ⑧⑧	.08 ⑧⑧	
PROJECTED ANNUAL WEEK-END TOTAL	17	48	95	238	74	13 ⑨	13 ⑨	17 ⑮	22 ⑮	87 ⑥①	9 ⑦	43	9 ⑨	4 ④	22 ⑮	4 ④	4	4	9	13	17 ⑮	30 ⑮	13 ④	35 ⑮	9 ④	4	4 ④	4 ④	4 ④		
% of TOTAL CHARGES	1	4	7 ⑦	18	6	1 ①	1 ①	1 ①	2 ②	7 ⑦	1 ①	3	1 ①	1 ①	2 ②	1 ①	1	1	2	3	1 ①	2 ②	1 ①	3 ③	1 ①	1	1 ①	1 ①	1 ①	1 ①	

CHARGES

	NSF check 9/30	Shopping TMG	A & B WRT	A & B P.O.	Uttering & Publishing	GROSS INDEC	LARC BY CONVERSION	U.D. A.A.	Larceny	Ass. STOLEN PROP	Trans Drugs CONTACT FINE	ASSLT w/ DANGEROUS WEAP	FEL. M.D.P.	Pass stolen auto	Grand use CREDIT CARD	ENTER w/o PERMISSION	att. FEL ASSLT.	DUI/DL B/W	WARRANT M.O.P. FELONY	Disorderly P.B.S. MARS	...	A & B	B/W R/S %100	Embodiment	NSF %100	FAC WRT	M.O.P. %100	Fel WRT NSF %50	DUEL + LEAVING	P.I. A.	Assault	MURDER	
MARCH																						1		1	1	1							
APRIL																						1		1	1	1							
MAY																																	
JUNE																																	
JULY	1	1	1	2					1													1											
JULY				2	1	2	1	2	4																								
SEPT.		1							1	1	1											1											
OCT.													1	1	1		1	1															
NOV.				1												1			1	1	1	2	1										
DEC.			1																								1	1					
JAN.																												1	1				
FEB																											1	1					
TOTAL	1	2	2	5	1	2	1	2	5	1	1	1	1	1	1	1	1	1	1	1	6	1	1	1	1	1	4	2	2	1	1	1	
AVERAGE PER WEEK-END	.08	.17	.17	.42	.08	.17	.08	.17	.25	.08	.08	.08	.08	.08	.08	.08	.08	.08	.08	.08	.53	.08	.08	.08	.08	.33	.17	.17		.08	.08	.08	
PROJECTED ANNUAL WEEK-END TOTAL	4	9	9	22	4	9	4	9	22	4	4	4	4	4	4	4	4	4	4	4	26	4	4	4	4	4	17	9	9	4	4	4	
% OF TOTAL CHARGES.	1	1	1	3	1	1	1	1	3	1	1	1	1	1	1	1	1	1	1	1	2	1	1	1	1	1	1	2	1	1	1	1	

CHARGES

	LARC. F/ AUTO	F.O.C. WRET.	D.F.D.	ASSTC	Resisting	Leaving Scene	Fleeing / Eluding	Unauthorized w/ P.O.	D.W.L.S. 2nd	Disorderly	Obstructing	Bus. Stolen VEH	INTOT in Public	AWOL	CCW/VSC.	Contempt of CT	Driver w/over Licensed	DUI/L 2nd	Reckless Driving	Non Payment Acc. Injury	CFT Money	Entrance Force	D.W.L.S.	Obstruct by Disgrace	D.H.L.R.	Violation of Chemical	B.W. F.A.I.C	F/C	NO OPS	CIC	TOTAL
MARCH																															21
APRIL														2	1	1	1	1	1												34
MAY																				1	1	1	1								25
JUNE																1								1	1						24
JULY		1	2												1					1											38
JULY		1		1	1	1																						1			32
SEPT.																1							1								14
OCT.																						1									22
NOV.		1			1		1	1	1														1					1			31
DEC.										1								1					1								18
JAN.										1						1															12
FEB	1	0							1			1	1			1															27
TOTAL	1	3	2	1	2	1	1	2	1	1	1	1	2	2	5	1	2	1	2	2	1	4	2	1	1	1	1	2			298
AVERAGE PER WEEK- END	.08	.25	.17	.08	.17	.08	.08	.17	.08	.08	.08	.08	.08	.17	.17	.42	.08	.17	.08	.17	.17	.08	.33	.17	.08	.08	.08	.17			
PROJECTED ANNUAL WEEK- END TOTAL	4	13	9	4	9	4	4	9	4	4	4	4	9	9	22	4	9	4	9	9	4	17	9	4	4	4	9				
% OF TOTAL CHARGES	0.3	1	0.7	0.3	0.7	0.3	0.3	0.7	0.3	0.3	0.3	0.3	0.3	0.7	1.7	0.3	0.7	0.3	0.7	0.7	0.3	1.3	0.7	0.3	0.3	0.3	0.7				

TITLE 1980 CIRCUIT COURT PROBATION REPORT

DATE PREPARED

2/4/81

SOURCE JOHN WHETSTONE CHIEF PROBATION OFFICER
PRE SENTENCE INVESTIGATIONS

	SENTENCED TO JACKSON		SENTENCED TO COUNTY JAIL		PROBATION, DELAYED SEN., Y.T.A.		TOTAL	
	#	%	#	%	#	%	#	%
MALE	759	88	361	87	1692	86	2812	87
FEMALE	104	12	56	13	273	14	433	13
WHITE	533	62	248	59	1538	78	2319	71
BLACK	326	38	167	40	408	21	901	28
LATIN AMERICAN	2		-		11	1	13	
OTHER	2		2		8		12	
OAKLAND CO. RESIDENT	483	56	239	57	1376	70	2098	65
WAYNE CO. RESIDENT	263	31 ^h	121	29 ^m	374	19 ^o	758	23 ^h
OTHER	117	14 ^k	57	14 ^k	215	11 ^m	389	12 ⁿ
BORN MICHIGAN	646	75	290	70	1503	76	2439	75
BORN OTHER	217	25	127	30	462	24	806	25
FELONY	807	94	188	45	1482	75	2477	76
MISDEMEANOR 2 YR	56	6	52	12	209	11	317	10
MISDEMEANOR 1 YR	-		177	42	274	14 ^u	451	14
UNDER 21	223	26 ^v	101	24 ^w	895	46 ^x	1219	38
21 THRU 25	253	29 ^y	126	30 ^z	448	23 ^{aa}	827	25
26 THRU 34	295	34 ^{bb}	117	28 ^{cc}	398	20 ^{dd}	810	25
35 THRU 44	65	8 ^{ee}	40	10 ^{ff}	144	7 ^{gg}	249	8
45 THRU 52	19	2 ^{hh}	17	4 ⁱⁱ	42	2 ^{jj}	78	2
53 THRU 64	8	1 ^{kk}	14	3 ^{ll}	36	2 ^{mm}	58	2
65 OR OVER	-		2		2		4	-
PRIOR JUVENILE RECORD	211	36	114	27	371	19	796	25
SINGLE	546	63	255	61	1353	69	2154	66
MARRIED	135	16	83	20	345	18	563	17
DIVORCED	106	12	51	12	183	9	340	10
SEPARATED	62	7	25	6	72	4	159	5
COMMENTS WIDOWED	14	2	3	1	12	1	29	1
TOTAL CASES	863		417		1985		3245	

CONCLUSIONS 35% OF THIS TOTAL WORKLOAD IS NON-COUNTY RESIDENTS
 95% OF THOSE SENT TO STATE PRISONS FROM OAKLAND COUNTY ARE NON-CO. RESIDENTS
 43% OF THOSE SENTENCED TO CO. JAIL FROM CIR. CT. ARE NON-COUNTY RESIDENTS
 25% OF THIS TOTAL WORKLOAD (AND 36% OF THOSE SENTENCED TO STATE PRISONS) HAVE PRIOR JUVENILE RECORD

38% ARE UNDER 21, 63% UNDER 26, 88% UNDER 34. PREPARED BY: John C. Whetstone

UNITED STATES DISTRICT COURT
EASTERN DISTRICT OF MICHIGAN
SOUTHERN DIVISION

ANTHONY FOXLEY, OSCAR ALLEN, JR.,
CLARENCE MONTEGUE, JOSEPH McCONNELL,
EDWARD MASON, HILL SANDERS, III,
WAYNE KELLY, FRANKLIN MARTIN, FRANK
PAULUS and TIMOTHY KELLY,
Individually and on behalf of all
other persons similarly situated,

Plaintiffs,

Civil Action No. 8-70625

v

HON. PATRICIA J. BOYLE

COUNTY OF OAKLAND, MICHIGAN,
JOHANNES SPREEN, Sheriff of Oakland
County, in his official capacity,
PERRY JOHNSON, Director of the
Michigan State Department of
Corrections, in his official
capacity,
JEFFERY EUBANK, Administrator of the
Office of Facility Service, in his
official capacity,
DENNIS M. AARON, in his official
capacity, Oakland County Board of
Commissioners,
G. WILLIAM CADDELL, in his official
capacity, Oakland County Board of
Commissioners,
LEROY M. CAGNEY, JR., in his official
capacity, Oakland County Board of
Commissioners,
JOHN R. BIGIOVANNI, in his official
capacity, Oakland County Board of
Commissioners,
JAMES A. DOYON, in his official
capacity, Oakland County Board of
Commissioners,
BETTY FORTINO, in her official
capacity, Oakland County Board of
Commissioners,
WALLACE F. GAELER, JR., in his
official capacity, Oakland County
Board of Commissioners,
DONALD R. GEARY, in his official
capacity, Oakland County Board of
Commissioners,
MARILYNN E. GOSLING, in her official
capacity, Oakland County Board of
Commissioners,
ANNE M. HOBART, in her official
capacity, Oakland County Board of
Commissioners,
GEORGE BERTON JACKSON, in his
official capacity, Oakland County
Board of Commissioners,
PAUL E. KASPER, in his official
capacity, Oakland County Board of
Commissioners,
JAMES EDWARD LANNI, in his official
capacity, Oakland County Board of
Commissioners,

JOHN J. McDONALD, in his official capacity, Oakland County Board of Commissioners,
LILLIAN V. MOFFITT, in her official capacity, Oakland County Board of Commissioners,
JOSEPH R. MONTANTE, M.D., in his official capacity, Oakland County Board of Commissioners,
WALTER L. MOORE, in his official capacity, Oakland County Board of Commissioners,
DENNIS MURPHY, in his official capacity, Oakland County Board of Commissioners,
JOHN E. OLSEN, in his official capacity, Oakland County Board of Commissioners,
ROBERT W. PAGE, in his official capacity, Oakland County Board of Commissioners,
WILLIAM T. PATTERSON, in his official capacity, Oakland County Board of Commissioners,
ALEXANDER C. PERINOFF, in his official capacity, Oakland County Board of Commissioners,
LAWRENCE R. PERNICK, in his official capacity, Oakland County Board of Commissioners,
JOHN H. PETERSON, in his official capacity, Oakland County Board of Commissioners,
HUBERT PRICE, JR., in his official capacity, Oakland County Board of Commissioners,
CHARLES T. WHITLOCK, in his official capacity, Oakland County Board of Commissioners,
RICHARD R. WILCOX, in his official capacity, Oakland County Board of Commissioners,

Defendants.

RICHARD J. AMBERG, JR. (P25897)
Attorney for Plaintiffs

KIRK M. LIEBENGOD (P28074)
Of Counsel for Plaintiffs

JOHN F. ROSS, JR. (P23622)
Attorney for Defendants

J. PETER LARK (P26970)
Assistant Attorney General

PREAMBLE TO CONSENT JUDGMENT

In order to amicably settle and resolve all of the equitable issues, and the damage claims of the named Plaintiffs,

raised in this cause of action, the following Consent Judgment is entered into by all of the parties hereto. Nothing in this Consent Judgment shall be recognized or construed as an admission of liability in any sense whatsoever on the part of any of the Defendants hereto.

By entering into this Consent Judgment, the Oakland County Board of Commissioners and the Oakland County Sheriff recognize and express their concern for providing mandated services to inmates and for protecting the constitutional rights of all inmates in the care and custody of the Oakland County Sheriff.

This Consent Judgment represents an attempt on the part of all the responsible parties to establish and maintain a jail facility which meets or exceeds the constitutionally mandated rights and services for inmates.

CONSENT JUDGMENT

At a session of said Court held at the Federal Building in the City of Detroit, Michigan, on the _____ day of _____, 1981.

PRESENT: THE HONORABLE PATRICIA J. BOYLE,
UNITED STATES DISTRICT JUDGE

This action having been commenced on March 17, 1978, and having been consolidated with other similar actions, and subsequently certified as a Class Action on March 14, 1980; the parties, in an effort to avoid further protracted litigation, having negotiated an amicable resolution of this matter and affixed their signatures approving this Consent Judgment as to form and content, and after the Court carefully considering the substance of this Consent Judgment,

IT IS HEREBY ORDERED:

I DEFINITIONS

The following definitions shall apply throughout this Consent Judgment:

1. "Jail" means the present structure located at 1200 North Telegraph Road, Pontiac, Michigan, commonly known as the Oakland County Jail, being part of the Oakland County Law Enforcement Complex.
2. "Defendants" means the present Sheriff of Oakland County, his successors in office, members of the Oakland County Board of Commissioners and their successors in office, all said Defendants being so included in their official capacities only. When the provisions of this Consent Judgment prescribe certain staffing, practices or conditions for the Jail, and when such provisions either state generally that Defendant shall provide or maintain such staffing, practices or conditions or make no statement as to who is to so provide and maintain, the performance of such duties is allocated as follows: Defendant Board members shall provide funding, personnel positions,

alteration, repair and replacement of the physical structures and fixtures, and availability of the equipment and supplies, all at levels reasonably adequate to allow said duties to be performed; Defendant Sheriff shall continue to make recommendations to the Board regarding required funding, personnel, alteration, repair and replacement of structure or fixtures, and equipment and supplies and shall be responsible for the performance of duties not precedingly allocated to the Board.

3. "State Defendants" means the present Director of the Michigan Department of Corrections and the Director of the Office of Facility Services of the Michigan Department of Corrections and their respective successors in office.

4. "Plaintiffs" means all past, present, and future inmates of the Oakland County Jail.

5. "Indigent Inmate" means an inmate with \$2.00 or less in his/her personal commissary account at the Jail.

6. "General Population" means all inmates except those confined to the holding cells or the holding tanks.

7. "Holding Cells" means the five (5) tanks on the first floor of the Oakland County Jail where new admittees to the Jail are initially confined.

II INMATE POPULATION

The maximum number of inmates that may be confined in the general population of the Oakland County Jail, from the date of six (6) months after the entry of this Consent Judgment forward until further order of the Court, shall be no more than 450 inmates.

Six (6) months after the entry of this Consent Judgment, the population capacity of the holding cells shall be as follows:

<u>Holding Cells - Capacities</u>		
	(without bedding)	(with bedding)
Cell #1189	10 persons	4 persons
Cell #1190	10 persons	4 persons
Cell #1191	10 persons	4 persons
Cell #1193	11 persons	4 persons
Cell #1194	10 persons	4 persons
Total	51 Max.	Total 20 Max.

These population capacity figures can be temporarily suspended under extraordinary circumstances.

The Sheriff shall report monthly for a period of two (2) years forward from the date of entry of this Consent Judgment, or until further order of the Court, to Plaintiffs' counsel the daily population at the Oakland County Jail, including general population inmates and those inmates held in the holding areas.

III STAFFING

The following Staffing Chart shall establish the minimum daily work stations to be filled with personnel by the Board of Commissioners and the Sheriff to provide for inmate and staff safety and security in the Jail.

Except where it is noted on the Staffing Chart that the work station is a 5 day a week position, all daily work stations shall be manned by personnel 7 days a week, 365 days a year.

The designations under the "shift" column on the Staffing Chart of days, afternoons, and midnights indicate the number of shifts that the daily work station shall be manned.

The "total" of the daily work station column indicates the total daily work stations in the "Jail" which shall be manned.

In order to achieve the required staffing and personnel levels to operate the "Jail", the Board of Commissioners shall provide One Hundred Twenty-Six (126) personnel positions to the Sheriff.

It is recognized and accepted by all parties hereto that there are already Ninety-Three (93) personnel positions currently allocated to the Jail and funded by the Board of Commissioners and assigned to the Sheriff and which shall be utilized to fill positions listed in the daily work station column of the Staffing Chart.

The additional Thirty-Three (33) personnel will be hired to fill positions identified in the daily work station column of the Staffing Chart, and all parties agree that all personnel and positions shall only be utilized by the Sheriff in the daily work stations as identified by the Staffing Chart. These conditions and restrictions on the usage of personnel and positions recognize that an employee or position will not be permanently assigned to one particular daily work station, and an employee or position may be utilized in any of the daily work stations as identified by the Staffing Chart, at the discretion of the Sheriff or his representatives. These conditions and restrictions are meant to indicate that these positions or employees shall be utilized by the Sheriff in the daily work station position as described in the Staffing Chart. These conditions and restrictions further recognize that there are times when a daily work station may have to be filled by an employee working overtime due to the use of annual leave, sick leave, the authorized use of some other form of leave as described by the Oakland County Merit System, resignation, death, suspension, or dismissal of an employee.*

In addition to the Thirty-Three (33) personnel to be hired to fill positions identified in the daily work station column of the Staffing Chart, one (1) additional Detention Officer will be hired and may be utilized in any position the Sheriff deems necessary for the proper administration of the Oakland County Jail.

For those daily work stations not indicating "5 days", it is recognized and accepted by all parties hereto that a factor of greater than one has been used to arrive at the appropriate number of positions or personnel to arrive at the staffing level of One Hundred Twenty-Six (126) positions or personnel, and to account for use of annual leave and sick leave.

For those daily work stations indicating "5 days", with the exception of the Medical Detention Officer Supervisor, it is recognized and accepted by all parties hereto that these daily work stations are for 5 days a week, Fifty-Two (52) weeks per year and that a factor of one has been used to arrive at the appropriate number of positions or personnel to arrive at the staffing level of One Hundred Twenty-Six (126) positions or

personnel, and that this factor of one does not account for the use of sick or annual leave by personnel in those daily work stations. Therefore, overtime is recognized as an acceptable means of filling those daily work stations if a position is unmanned due to the use of sick or annual leave, the authorized use of some other form of leave as described in the Oakland County Merit System, resignation, death, suspension, or dismissal of an employee.

It is further accepted and recognized that the daily work station designated Medical Detention Officer Supervisor is a supervisory position which does not have to be manned when the employee assigned to that daily work station is using sick or annual leave, or the authorized use of some other form of leave as described in the Oakland County Merit System, and the responsibilities of this daily work station will be delegated to some other supervisory personnel during the absence of that person.

It is further recognized and accepted by all parties hereto that, where it is indicated that "Clerks" will fill those daily work stations, those "Clerks" will not be sworn Sheriff's Deputies, but will be civilian personnel assigned to the Sheriff.

It is further accepted and recognized that there are five (5) Medical Detention Officer positions provided to the Oakland County Jail and funded by the Oakland County Board of Commissioners, which five (5) positions shall be maintained and the personnel employed in those positions shall be used only as Medical Detention Officers.

It is further accepted and recognized that the "visitation and recreation" positions in the staffing shall be assigned to the appropriate shift, whether that shift be a swing shift or a day shift, in order to effectuate the intent of providing recreation and visitation to the inmates of the Oakland County Jail.

It is further recognized and accepted by all parties hereto that, when personnel or positions designated in the daily work station column become vacant due to resignation, death, or discharge, appropriate personnel cannot immediately be hired to fill that daily work station and the Oakland County Merit System procedures for hiring new personnel must be followed. Defendants will make every reasonable effort to replace personnel as quickly as possible. It is further recognized and accepted by all parties hereto that in these circumstances overtime is an acceptable means of manning those daily work stations.

The Oakland County Board of Commissioners shall have six (6) months to bring the staffing levels up to the levels prescribed in this Consent Judgment and to complete the hiring of new personnel as prescribed in this provision of this Consent Judgment.

The Oakland County Board of Commissioners may petition this Court for review of security staffing levels in light of the impact of the two-way inmate monitoring system provided for in Section 8 of this Consent Judgment.

STAFFING CHART

<u>Daily Work Stations</u>	<u>Shifts</u>			<u>Total Daily Work Stations</u>
	<u>Days</u>	<u>After- noons</u>	<u>Mid- nights</u>	
Shift Commander-Sgt.	1	1	1	3
Master Control-CO	1	1	1	3
Trusty Dorm Guard-DO	1	1	1	3
Trusty Worker Supv.-DO	1	0	0	1
Laundry Officer-DO	1	1	0	2
Property Officer-DO	1	0	0	1
Visitors Desk-DO	1	1	0	2
Booking Supv.-CO	1	1	1	3
Booking-DO	1	1	1	3
Booking Clerk	2	2	1	5
Receiving-DO	2	2	2	6
2nd Fl. Supv.-CO	1	1	1	3
East Control Booth-DO	1	1	1	3
West Control Booth-DO	1	1	1	3
Cellblock Off.-DO	6	6	4	16
Medical Detention Off. Supv.-CO 5 days	1	0	0	1
Medical Detention Off.- MDO	1	1	1	3
Commissary-DO 5 days	1	0	0	1
Civilian Storekeeper 5 days	1	0	0	1
Female Cellblock Supv.-CO	1	1	1	3
Female Cellblock-DO	2	2	2	6
Library Off.-DO 5 days	1	0	0	1
Visitation & Recreation-DO 5 days	6	0	0	6
			<u>Totals</u>	<u>79</u>

IV SANITATION AND INSECT CONTROL

Defendants shall maintain their current program of sanitation and insect control as it presently exists at the Oakland

County Jail. Inmates shall assist in cleaning their cell areas, provided that the Defendants provide adequate utensils and supplies to perform that function.

Defendants shall maintain their present program to the end that a reasonable program of vermin and insect control is maintained.

V FIRE DETECTION AND EVACUATION

The Sheriff shall continue to maintain a suitable and sufficient fire evacuation plan and periodically review the procedure with security personnel to insure adequate preparation for such an emergency. A system of smoke detector devices shall be maintained in all cell block areas.

VI BEDDING, CLOTHING, AND PERSONAL HYGIENE

Defendants shall provide suitable and sufficient bedding for all inmates at the Jail. Any inmate in the holding cell area of the Jail between 12:00 Midnight and 6:00 a.m. shall be provided with a mattress, blanket, and sufficient cell space to utilize these items to sleep. These provisions can be temporarily suspended in documented extraordinary circumstances.

The mattresses provided for inmates shall comply with the Michigan Department of Corrections' standards. General population inmates shall be provided with a clean mattress, clean sheets, a clean blanket, a clean towel, and a clean set of clothing.

Clothing issued shall include outer garments, socks, and footwear. Inmates shall be permitted to wear "deck-type" (non-lace) tennis shoes if furnished for the inmate from outside sources. Under garments shall be provided to indigent inmates.

Clean sheets, towels, and clothing shall be issued at regular intervals not to exceed one (1) week. Blankets shall be cleaned as needed, at regular intervals, not to exceed two (2) weeks.

Indigent inmate supplies shall be maintained at the present level, to the end that at least toothbrushes and toothpaste are supplied indigent inmates if they do not possess same. Current provisions for shaving shall be maintained by Defendants, including shaving prior to all Court appearances by inmates.

Hot and cold running water shall be available to each inmate on a daily basis. No inmates shall be confined to a cell block area where an operating shower and toilet are not available, provided that this provision shall not require transfer of an inmate when the shower or toilet becomes inoperative after the inmate is assigned to the cell block area and the shower or toilet is repaired promptly. Inmates shall be permitted to shower daily.

VII CELL SPACE LIGHTING, TEMPERATURE AND VENTILATION

The inmate population within the Jail shall be distributed in accordance with the classification criteria and procedures described hereinafter to afford each inmate the maximum amount of living space within a cell section as feasible, and to that end the inmate population shall be distributed throughout the cell block areas of the Jail.

Defendants shall ensure that there is at least one (1) area in each cell which is sufficiently lit (30 foot candles) to

permit an inmate to read between the hours of 7 a.m. and 10 p.m.

If circumstances arise that cause the temperature in the cell block areas to drop below 65 degrees Fahrenheit, additional blankets shall be made available to the inmates occupying the cell block areas where that temperature drop occurs. If circumstances arise to cause the temperature in the cell block areas to exceed 80 degrees Fahrenheit, the inmates contained in those cell block areas shall be afforded with one (1) hour per day of exercise in the open air for each day that the temperature in the cell block areas exceeds 80 degrees Fahrenheit.

VIII INMATES' SURVEILLANCE AND SUMMONING GUARDS

The Sheriff shall continue to develop and implement written policies and procedures providing for around-the-clock supervision of inmates, including policies and procedures for all of the following:

(a) That inmates classified as low-security shall be personally observed by a facility officer at least once every sixty (60) minutes.

(b) That inmates classified as medium- or high-security shall be personally observed by a facility officer at least once every sixty (60) minutes or more often when the inmate, because of his or her classification or behavior, requires more frequent supervision.

(c) That inmates who are identified as suicidal or mentally ill or who demonstrate unusual or bizarre behavior shall be personally observed by a facility officer at least once every fifteen (15) minutes.

(d) That detained persons shall be under direct staff supervision before and during processing in the holding areas.

(e) That all inmate checks by a facility officer shall be documented.

(f) That inmates shall be accounted for regularly by actual physical count taken by a facility employee at least once each shift and at other times determined by the Jail administrator.

Within six (6) months of the entry of this Consent Judgment, Defendants shall install and maintain a two-way communication system which allows the security personnel to monitor the cell block areas and which allows an inmate to summon security personnel for emergency assistance by some method of voice actuation of the system.

IX EXERCISE

All eligible inmates who have been incarcerated for a period of fourteen (14) consecutive days or more shall be provided the opportunity for two (2) hours of documented exercise, preferably in the open air, per week.

If weather conditions make outdoor exercise impractical, then the eligible inmate population shall be afforded exercise in a large area at the Jail equipped for that purpose. One of the "yard" areas shall be enclosed, heated and equipped for use in indoor exercise.

The Sheriff and the Board of Commissioners shall have one (1) year from the date of entry of this Consent Judgment to comply with the construction requirements of this document, except that outdoor recreation shall be started as soon as the staffing provisions of Section III have been complied with, and staffing for this purpose shall be hired and trained as soon as possible.

X STREET CLOTHES FOR COURT APPEARANCES

The Sheriff shall continue providing each inmate with his or her own street clothes for any and all Court appearances, if said inmate has street clothing at the Jail.

XI ATTORNEY-CLIENT RELATIONS

The attorney-client relationship between attorneys and their inmate clients as in the past shall be protected in the operation of the Oakland County Jail. To this end, the Sheriff's current practices of allowing private, nonmonitored attorney inmate conferences shall be maintained.

The Sheriff shall implement a plan to allow properly identified law clerks and properly identified paralegals access to inmates in the Oakland County Jail when requested by attorneys for said inmates.

Current procedures concerning "Attorney-client mail" shall be maintained. "Attorney-client mail" shall not be opened except in the presence of the inmate and then only to inspect for contraband. Mail between an inmate and his attorney shall not be censored or opened except in the inmate's presence. Mail between an inmate and any Court shall not be opened or inspected except in the inmate's presence and then only to inspect for contraband.

XII INMATE TREATMENT, COUNSELING, EDUCATION AND RECREATION

Appropriately furnished and equipped areas shall be maintained for the purpose of inmates' treatment and school programs.

Inmate treatment programs shall continue to be provided in the Jail. The current education, counseling, recreation and rehabilitation programs shall be maintained at their current levels.

Preferably, these programs shall be conducted outside of the inmate cell block areas.

This programming shall be available to, but not required of, a non-sentenced inmate. Equal opportunity shall be available to male and female inmates.

XIII ACCESS TO COURTS

Defendants shall not interfere with inmates' access to the Courts. Defendants shall establish and keep updated within the Jail a Law Reference Library consisting of one (1) set of the following:

1. Volume 1, Prisoners Rights, published by Matthew Bender;
2. George On Michigan Criminal Procedure (two volumes);
3. Michigan Criminal Jury Instructions;
4. Sheppard Citations-Michigan;
5. Title 18, 21, 28, 42 of the United States.

- Code with annotations;
6. Michigan Compiled Laws Annotated Volumes containing the penal codes, Department of Health Code, Constitutions of the State of Michigan and of the United States of America, and Criminal Procedure Volumes of the Laws of the State of Michigan;
 7. A Law Dictionary;
 8. Gillespie's Michigan Criminal Law and Procedure with forms.

If additional current and relevant volumes are donated to augment the Law Reference Library at the Jail, the Defendants shall make space available to store these books and provide inmates with access to same along with the volumes listed above.

An operating typewriter shall be provided and installed in the Law Reference Library at the Oakland County Jail.

There shall be posted and maintained in the Law Reference Library at the Oakland County Jail a notice of availability of the resources of the Oakland County Bar Association Library to the inmate population. This notice of availability of the resources of the Oakland County Bar Association Library shall also appear in the inmate guide.

The Defendants shall ordinarily provide inmates with books, documents and periodicals, or copies thereof, available from the Oakland County Bar Association Law Library within seventy-two (72) hours of the request by an inmate, excluding holidays. Any requests out of the ordinary shall be filled as expeditiously as possible. The Defendants' denial or failure to honor any request shall be documented and the requesting inmate informed of the reason or reasons for said denial or failure to honor, within seventy-two (72) hours of said request, excluding holidays.

Defendants shall allow all general housing inmates reasonable access to the Law Reference Library. No more than one (1) inmate need be allowed in the Law Reference Library area at one time. When inmate requests for the use of the Library conflict, greater use shall be afforded to pre-trial detainees not represented by counsel on an offense for which they are confined than is provided to convicted inmates not represented by counsel on postconviction proceedings on an offense for which they are confined, and greater use shall be afforded to said latter group of inmates than to other inmates.

In the event that experience shows that one set of the aforementioned volumes or utilization of the Jail Law Library by one (1) inmate at a time is not sufficient to provide reasonable access to legal resources for the inmate population at the Oakland County Jail, the Defendants shall advise the Court and counsel for Plaintiffs and further review of this matter shall then be conducted.

The Defendants shall make available to the inmate population forms to request access to the Jail Law Library and to the resources available from the Oakland County Bar Association Law Library. Said forms shall be devised so that the inmate requesting access to the Jail Law Library or to the resources available from the Oakland County Bar Association Law Library shall be able to retain a copy of the request. Upon receipt of the request for access to the Jail Law Library or the resources available from the Oakland County Bar Association Law Library, the security guards shall indicate the time and date of the request. Inmate requests to have access to the Jail Law Library shall be honored

as expeditiously as reasonably possible. A record of inmate requests for access to the Jail Law Library or the resources available from the Oakland County Bar Association Law Library, including the date of the request and the date of the inmate's access to the Jail Law Library or the resources from the Oakland County Bar Association Law Library shall be maintained by the Defendants and be made available to Plaintiffs' counsel on reasonable notice.

XIV CLASSIFICATION

Excluding the initial admission to the general housing population of the Jail, inmate classification shall continue to be conducted by a staff of personnel who have the ability by training or experience in security, social and behavioral sciences to permit them to make reasonable judgments concerning an inmate's housing and program requirements at the Jail.

No inmate shall remain confined at the Oakland County Jail for a period in excess of forty-eight (48) hours, excluding weekends and holidays, without having a classification interview and being assigned to the general housing living area.

During the classification interview, the inmate shall be given a brief orientation describing the purpose of the interview and the visiting hours at the Jail and answering any questions that the inmate might have concerning the rights and privileges afforded while at the Jail. Classification personnel will, if requested, advise the inmate of the charge or charges for which he/she is being held, the next Court appearance on those charges, bonding options available, and how contact with counsel can be made. After the classification interview, each inmate shall be provided with a copy of the inmate guide, and programs and services available at the Jail shall be discussed.

High security inmates shall continue to be given written notice of high security classification, the reasons for the classification, and the effect of such classification. High security inmates will have an opportunity to appeal the classification. High security classifications will be reviewed every thirty (30) days. The classification of all other inmates shall be regularly reviewed. All classification or reclassification decisions shall continue to be documented and retained administratively.

The following criteria shall continue to be applied in classifying inmates at the Jail. Except for male/female separation, Defendants shall make every reasonable effort to make inmate housing assignments in accordance with the following criteria:

1. Pre-trial detainees shall be housed separately from convicted inmates, unless treatment or monitoring requirements for those individuals prohibit this separation.
2. Juveniles that may be housed in the Jail shall be housed separately from adult inmates and shall be housed so that they have minimal voice and visual contact with the adult inmates. Juveniles shall be provided with close supervision.
3. Male inmates shall be housed separately from female inmates.
4. Properly identified narcotics addicts and properly identified alcoholics shall be housed separately from non-addicted inmates and provided special treatment as is prescribed by the Jail Physician or inmate workers.

5. Inmates who, because of their criminal record, past escape attempts, belligerent conduct, or their action within the facility, are determined to be a threat to the safety of other inmates or whose safety is threatened by other inmates, shall be housed separately from other inmates.

6. Inmates who are mentally ill or who are a substantial threat to their own safety shall not be kept in Jail if at all possible. If incarcerated, such inmate shall be housed separately from those who are neither mentally ill or a threat to their own safety, and shall be provided with close supervision. Inmates exhibiting psychotic behavior such as suicide threats and incoherent speech shall be provided with appropriate psychiatric or psychological treatment.

7. Aged inmates shall be housed separately from younger inmates.

8. Inmates suffering physical illness of a serious nature shall not be housed in the Jail, but shall be transported to the hospital.

9. Inmates with tuberculosis, venereal disease, or other communicable diseases which are not of a serious nature shall be housed separately from the rest of the inmate population.

10. Any physical or mental limitation or handicap or any particular aptitude, skill or ability of an inmate shall be noted and considered in assigning work programs and educational or vocational training classes in a manner commensurate with the inmate's abilities and needs.

XV TELEPHONE ACCESS

Telephone practices shall be maintained. All inmates upon initial admission to the Jail shall be permitted to place unlimited local telephone or "collect" local telephone calls and "collect" long distance calls for a total period of at least ten (10) minutes' duration, at no charge to Defendants since the telephones allow inmates to reverse charges.

All inmates shall continue to be permitted unlimited local telephone calls or "collect" local telephone calls and "collect" long distance calls for a period of at least ten (10) minutes per week per inmate, at no charge to Defendants since the telephones allow inmates to reverse charges.

Any inmate not receiving visitors in any given visitation week shall be permitted an additional fifteen (15) minutes of telephone usage in the following week, at no charge to Defendants since the telephones allow inmates to reverse charges for local or long distance telephone calls.

Inmates returning from a Court appearance shall be permitted additional usage of unlimited local telephone calls or "collect" local telephone calls and "collect" long distance calls for a period of at least ten (10) minutes upon returning to the Jail, at no charge to Defendants since the telephones allow inmates to reverse charges.

XVI VISITATION

The Defendants shall permit inmate visitation to the end that the family ties are maintained and inmates have an adequate opportunity to prepare for trial.

Visitation shall be established so that a combination

of afternoon and evening hours are available and so that a combination of weekday and weekend visitation is available.

The visiting areas shall be designed to provide flexibility in the degree of physical security and supervision commensurate with security needs of variously classified inmates.

All visiting and conference areas shall be designed to eliminate or minimize acoustical problems. Visiting areas, regardless of the security level, shall be designed for normal observation and control.

If staffing does not permit individual supervision of specific inmates who are likely to jeopardize security during visits, barriers shall be permitted to physically separate such inmates from their visitors.

A common nonmonitored visiting area shall be provided for visits from law enforcement officers, attorneys, clergy, probation and parole officers, and other identified professionals.

The Jail shall provide space for contact visitation. Contact visiting shall be arranged so that the inmates and visitors are able to touch unobstructed by mechanical barriers, walls, partitions, or bars between the inmate and the visitors.

Security provisions shall be made to eliminate the introduction of contraband. An area or areas for the identification, search, and storage of visitors' personal items shall be provided and should be located near the visiting area.

The Sheriff shall develop and implement written policies and procedures to govern inmate visits. These policies and procedures shall include all of the following:

- (a) Setting of hours and days throughout the week to provide reasonable opportunities to visit.
- (b) Provision for children to visit.
- (c) Provision for extended visits due to special circumstances.
- (d) Provision for visits that are flexible in the degree of security, including the opportunity for contact visits.
- (e) Access to nonmonitored, confidential visits from properly identified counsel of the inmate's own choosing, counsel appointed by the Court, paralegals representing counsel, clergy, or other properly identified professionals.
- (f) Requirements for visitor identification and registration.
- (g) Requirements for visitor conduct.
- (h) Circumstances under which visitors may be searched.
- (i) Criteria for staff to terminate or deny visits. Reasons for denial of visits shall be documented.
- (j) Requirements for visiting security and supervision commensurate with security needs.
- (k) Requirement that visits shall not be allowed inside an inmate living area.

The Sheriff shall ensure that visiting regulations, including visiting days and times, are available to inmates and to the public.

A visit may be denied, revoked, or limited when it is determined that such visit constitutes a threat to the safety, security, or good order of a facility. If a determination is made to deny, revoke, or limit an inmate's contact visit, alternative arrangements for affording the inmate visits shall be made, including, but not limited to, noncontact visits.

XVII ACCESS TO RADIO AND TELEVISION

The current practice that permits inmates access to radios and televisions in the cell blocks shall be continued. Radios and televisions shall be operated at normal listening levels and not at an excessive volume. Defendants shall be under no obligation to provide additional television sets should the inmates destroy the televisions now provided for them. If funds are available in the Inmate Welfare Fund, they can be used to pay for additional or replacement television sets.

XVIII INMATE GUIDE

An updated inmate guide shall be drafted by the Sheriff to include a comprehensive list of rights and privileges of all inmates and specifically designed to prevent inconsistent application, arbitrariness, and favoritism in implementation.

The inmate guide shall include an explanation of all programs, work opportunities and services available to inmates; the disciplinary rules and regulations of the Jail providing for offenses, penalties, and disciplinary procedures; procedural rules for filing, hearing, and consideration of inmate grievances and complaints; procedural rules for presentation of medical requests and requests for access to the Law Library; rules for visitation by family, friends, clergyman, and attorneys; and rules for receipt of books, magazines, and publications.

Within three (3) months of the entry of this Consent Judgment, the inmate guide shall be distributed to all current inmates and each new inmate upon admission to the general housing area. Said inmate guide shall be made available to attorneys, family, and friends of inmates. If an inmate is unable to read or speak the English language, he/she shall be instructed orally as to the contents of the inmate guide.

XIX MEDICAL SERVICES

The Defendants shall continue to maintain accreditation by the American Medical Association for the health care delivery system at the Jail. The Defendants shall maintain their current level of staffing and shall add the following personnel to the health care delivery system:

1. A Physician's Assistant, 5 days per week, forty (40) hours per week, with no provision for coverage of this position during the usage of sick or annual leave, or other forms of leave as provided for in the Oakland County Merit System.
2. A clerical person to keep the records of the medical staff and the medical records of inmates, 5 days per week, forty (40) hours per week, with no provision for coverage of this position during the usage of sick or annual leave, or other forms

of leave as provided for in the Oakland County Merit System.

3. Two (2) inmate workers, 5 days per week, forty (40) hours per week, with no provision for coverage of this position during the usage of sick or annual leave, or other forms of leave as provided for in the Oakland County Merit System.
4. Increase the staff Psychologist's time assigned to the Jail from twenty (20) hours per week to forty (40) hours per week, on a 5 day a week basis, with no provision for coverage of this position during the usage of sick or annual leave, or other forms of leave as provided for in the Oakland County Merit System.
5. Increase the staff Psychiatrist's time assigned to the Jail from four (4) hours per week to eight (8) hours per week, with no provision for coverage of this position during the usage of sick or annual leave, or other forms of leave as provided for in the Oakland County Merit System.
6. Nursing coverage shall be provided at the Oakland County Jail seven (7) days a week, eight (8) hours per day, with no provision for coverage of this position during the usage of sick or annual leave, or other forms of leave as provided for in the Oakland County Merit System.

Defendants shall have six (6) months from the date of entry of this Consent Judgment to employ the Physician's Assistant, clerical person, and two (2) inmate workers provided for in this section.

The Defendants shall continue to provide medical and mental health services to inmates in conformity with the regulations promulgated now or in the future by the Michigan Department of Corrections as those regulations apply to Jails and Lock-ups.

The Sheriff shall maintain a policy and plan for timely distribution of drugs, medicines, and medication which an inmate may be receiving at any other facility and which has been delivered to the Sheriff or his agents at the Jail from an approved source. Should the Sheriff refuse to provide an inmate with a prescribed drug, medication or medicine which he/she was receiving prior to admission to the Jail and which said inmate caused to be delivered to Jail authorities from an approved source, then within twelve (12) hours from the time of the date of said admission, the Sheriff shall provide: (1) The inmate with full physical or mental examination depending upon the malady which said prescribed drug, medication, or medicine was originally issued; (2) Cause the prescribed drug, medication, or medicine to be forthwith supplied to the inmate from the Sheriff's Jail pharmacy or pharmacy support facilities; (3) Reduce to writing with the signature of the attending physician, physician's assistant, nurse, or medical deputies clearly visible and readable full reasons why the inmate was denied said prescribed drug, medication, or medicine and the type or alternative prescribed. Any medicine or medication to be provided to the inmates in place of the original, if any, is to be provided. If the Sheriff fails to provide the original or substitute prescribed drug, medication, or medicine for any reason, the inmate shall immediately be provided an examination by the Jail medical Physician or Psychiatrist within twenty-four (24) hours of said

denial. The Sheriff shall reduce this procedure to writing and include same in the inmate guide.

Prescribed medication shall be distributed in a timely fashion according to the terms of said prescription. Each inmate shall receive said prescription timely, taking into account periods that an inmate would be out of his or her cell for purposes such as recreation, exercise, schooling, visitation, Court, and like absences.

XX CORRESPONDENCE AND PUBLICATIONS

All inmates shall be allowed to send uninspected correspondence to any person or organization unless there are reasonable grounds to believe that one (1) or more of the following exist:

- (a) The correspondence contravenes law or postal regulations.
- (b) The inmate is a suicidal risk.
- (c) There is plotting against the good order and security of the facility.
- (d) The correspondence concerns plans or schemes for criminal activity; or a prior substantiated instance wherein one (1) or more of the conditions enumerated above was present.

All inmates upon admission to the Jail and thereafter shall be permitted to purchase paper, writing instruments, envelopes and stamps at the commissary at the Jail. These items shall be made available to all inmates as they are needed by the inmate.

Indigent inmates shall be provided with these items in sufficient quantities to communicate with their attorney, attorneys for Plaintiffs herein, the Court or any other Court. Notarial services shall be made available to inmates without charge.

All indigent inmates shall be provided with sufficient paper, writing instruments, envelopes and stamps to mail one (1) letter of personal correspondence per week.

Any indigent inmate who is provided with paper, writing instruments, envelopes and stamps free of charge who later has funds deposited to his/her commissary account in sufficient quantity to exceed the indigency definition contained herein, shall have the reasonable expense of said items deducted from his/her commissary account.

All inmates shall be permitted to receive newspapers, magazines, books and other types of publications which are legally available to the public generally, if received through the mail from the publisher, or book clubs, and shall be paid for by the inmate.

Each inmate shall be permitted to accumulate three (3) books and three (3) publications and one (1) newspaper in his/her cell. Newspapers shall be surrendered daily in order to receive another newspaper.

The Defendants may withhold the delivery of any newspaper, magazine, book, or any other type of publication for a period not to exceed forty-eight (48) hours in order to inspect

for contraband. No censorship of the content of any legally available book, magazine, or other publication shall be permitted.

The Defendants may refuse delivery of any book, magazine, or other publication where they have a specific reason to believe that delivery to or possession of a particular item by an inmate would thereby allow entry of contraband into the Jail or create an identifiable security risk.

In any case where delivery is refused, the respective inmate for whom the item was intended shall be notified in writing of such and the specific reason therefor, and of his/her right to hearing on the issue if he/she so requests, and the inmate involved shall be allowed, upon request, a hearing on the decision in the same manner as provided for in the disciplinary proceedings for minor rule violations described hereinafter.

The Defendants shall provide carbon paper to indigent inmates upon request and make same available in the commissary for other inmates to purchase. In the alternative, photocopies of said legal documents may be provided to inmates at cost, except that indigent inmates may be provided photocopies free.

XXI USE OF SEGREGATION CELLS, INCLUDING BEHAVIOR
MODIFICATION CELLS AND INCONTINENT CELLS

The Sheriff shall develop and implement written policies and procedures to govern the use of segregation cells. These policies and procedures shall include all of the following:

(a) Guidelines for the use of a segregation cell as a sanction following a determination of guilt for a major rule infraction.

(b) Guidelines for the use of a segregation cell as temporary lodging pending an investigation or a hearing in either of the following situations:

(i) The inmate's behavior has been identified as a threat to the security and good order of the facility and the inmate's behavior is too disruptive to remain in a general housing area.

(ii) There is a need for protection which cannot be provided by permitting the inmate to remain in a general housing area.

(c) The stipulation that an inmate shall not be confined in a punitive segregation cell for more than forty-eight (48) consecutive hours, excluding weekends, unless there is full compliance with this provision and the disciplinary provision contained hereinafter.

(d) The stipulation that an inmate shall not be confined in a punitive segregation cell for more than ten (10) days as provided in Section 25 of Chapter 171 of the Revised Statutes of 1846, as amended, being §801.25 of the Michigan Compiled Laws.

(e) The requirement that a suicidal inmate shall not be placed in a segregation cell unless the inmate is under the constant observation of a facility officer.

(f) The requirement that an inmate who is placed in a segregation cell for behavioral reasons rather than punitive reasons shall be released when the disruptive behavior ceases. Inmates shall be notified of this policy.

(g) The requirement that an inmate who is placed in a segregation cell shall be provided with necessary personal hygiene items.

(h) The requirement that use of a segregation cell be documented.

XVII DISCIPLINARY PROCEDURE

No inmates shall be disciplined for exercising or attempting to exercise in a lawful manner any right or privilege set forth in this Consent Judgment. No right or privilege set forth in this Consent Judgment may be denied to any inmate for disciplinary reasons, except to the extent and in the manner specifically set forth below or subsequently approved by the Court.

The Sheriff shall develop and implement written policies and procedures to enforce inmate rules, to ensure that inmates are provided fair, timely, and impartial disposition of charges alleging violation of inmate rules, and to provide for disciplinary proceedings which conform to due process requirements for facility disciplinary matters. These policies and procedures shall include all of the following:

- (a) Written procedures to informally resolve minor inmate misbehavior.
- (b) Written procedures to formally resolve minor rule violations if informal procedures do not accomplish a resolution.
- (c) Written procedures to formally resolve major rule violations.
- (d) Documentation of all disciplinary transactions.

Procedures for major rule violations shall include all of the following:

- (a) The requirement that a written notice of the alleged rule violation be given to the inmate not less than twenty-four (24) hours in advance of a hearing.
- (b) The requirement that a misconduct hearing before an impartial hearing officer or hearing committee be provided.
- (c) The requirement that an inmate may call a reasonable number of witnesses and may present documentation if doing so will not jeopardize facility security or correctional objectives.
- (d) The provision of assistance from another inmate or staff member where the inmate is not mentally competent, is illiterate, or if the issues are complex.
- (e) The requirement that a written summary from the hearing officer or hearing committee be provided to the inmate. The summary shall be sufficient to indicate the basis of the decision.

Additionally, all of the following restrictions shall be applied to informal and formal disciplinary procedures:

- (a) An inmate shall not prescribe or administer disciplinary action.
- (b) Corporal punishment is prohibited.
- (c) An entire group of inmates shall not be disciplined

unless it is determined that all inmates to be disciplined participated in the rule violation.

XXIII RELIGIOUS SERVICES

The current practice regarding religious services shall be maintained, and religious services shall be permitted for all inmates desiring to attend religious services. No unreasonable restrictions shall be imposed on exercise of religion at the Jail.

Properly identified ministers, priests, rabbis or other religious leaders shall be permitted access to and opportunities to consult, and to conduct religious services with the inmate population at the Jail. Current facilities shall be maintained in which to conduct religious services.

The Defendants may promulgate reasonable schedules, rules and regulations by which religious visits and services may be conducted, to minimize conflicts with institutional administration, security and good order, but to also protect inmate religious freedom.

XXIV COMPLIANCE TIME

Unless otherwise specified herein, the terms of this Consent Judgment shall take effect ninety (90) days after entry of this Consent Judgment, except that the population reduction shall be accomplished within six (6) months of this Consent Judgment.

XXV CONTINUING JURISDICTION

This Court shall retain continuing jurisdiction for the purpose of Consent Judgment enforcement in this matter until such time as it appears the Oakland County Jail is in compliance with this Consent Judgment and has been in compliance long enough to indicate that compliance without Court intervention can be expected and anticipated and, therefore, jurisdiction can be terminated.

XXVI DUTIES OF STATE DEFENDANTS

The State Defendants, or their designated agents, shall regularly inspect the Oakland County Jail and investigate compliance with the terms of this Consent Judgment and file written reports with the Court and all attorneys of record in this matter at regular intervals not exceeding ninety (90) days for the first year this Consent Judgment is in effect, and not exceeding one hundred eighty (180) days thereafter, so long as the Court retains jurisdiction in this matter.

XXVII INSPECTION

The attorneys of record for the Plaintiffs shall be permitted to inspect the Jail and interview inmates at all reasonable times in order to determine compliance with this Consent Judgment so long as this Court retains jurisdiction. Plaintiffs' attorneys shall give reasonable notice twenty-four (24) hours in advance to either the Sheriff or the Jail Administrator prior to any inspection visit. The costs for such future inspection by attorneys for Plaintiffs shall not be considered a cost under this Consent Judgment, and Defendants shall not be required to pay attorneys' fees for said inspections, unless incurred or attributable to enforcement of this Consent Judgment.

XXVIII ATTORNEYS' FEES AND COSTS

The Court shall consider Plaintiffs' prevailing parties herein for purposes of the legal services and costs to date in this action and shall allow Plaintiffs reasonable attorneys' fees and costs pursuant to 42 USC 1988.

XXIX INTERPRETATION OF THE PROVISIONS OF THIS CONSENT JUDGMENT

In the event that conflicts regarding the interpretation of this Consent Judgment develop, the parties by counsel of record shall attempt to agree upon an appropriate interpretation. If agreement is so reached by all parties, and if such agreement is set forth in a writing signed by all counsel, such agreement shall be deemed to state the correct interpretation of the Consent Judgment unless and until this Court by written Order sets forth a different interpretation. Any such agreement may be filed with the Court. Any such Order shall have prospective effect only. In the event the parties are unable to so agree, any party may apply to the Court for interpretation and the Court may grant same.

XXX VARIANCES AND WAIVERS

Nothing contained in this Consent Judgment shall preempt or restrict Defendants' rights to apply to the Department of Corrections for any variances or any waivers which Defendants deem necessary.


Plaintiffs or Defendants shall not be precluded from applying to this Court for further relief or modification of this Consent Judgment as the need shall arise.

XXXI RACIAL INTEGRATION IN CELL ASSIGNMENTS

A policy of racial integration in cell assignments shall be maintained by the Sheriff.


PATRICIA J. BOYLE
United States District Judge

APPROVED AS TO FORM AND CONTENT:




JOHANNES F. SPREEN
Oakland County Sheriff

RICHARD R. WILCOX
Chairman, Oakland County Board of
Commissioners
On behalf of the Oakland County
Board of Commissioners

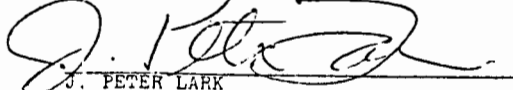


RICHARD J. AMEBERG, JR.
Attorney for Plaintiffs



KIRK M. LIEBERGOOD
Of Counsel for Plaintiffs

JOHN P. ROSS, JR.
Attorney for County Defendants



J. PETER LARK
Attorney for State Defendants