

OAKLAND COUNTY SHERIFF'S DEPARTMENT

**1988**  
**ANNUAL REPORT**



**JOHN F. NICHOLS**

Sheriff

**BILLY J. NOLIN**

Undersheriff

**CAPTAIN JAMES H. CURTIS**

Chief of Staff

I N D E X

SHERIFF'S OFFICE ..... 3

ADMINISTRATIVE SERVICES DIVISION ..... 5

CORRECTIVE SERVICES DIVISION - MAIN JAIL .....13

CORRECTIVE SERVICES DIVISION - SATELLITES .....29

PROTECTIVE SERVICES DIVISION .....34

TECHNICAL SERVICES DIVISION .....52

**OAKLAND COUNTY**

JUL 17 1989

Reference Library

**PREPARED BY:**  
**Dale A. Cunningham**  
**Administrative Services Division**



**SHERIFF JOHN F. NICHOLS**


The Sheriff's Department is responsible for the delivery of law enforcement services to the unincorporated areas of the County; the provision of contractual service for law enforcement as required by participating townships; the provision of support services in the areas of criminal investigation, scientific analysis of evidence, and polygraph testing; the operation of dispatch functions and communication with State data banks; the maintenance of law enforcement records and identification records; and the provision of security and traffic control for contracted special events.

The Sheriff's Department accepts, delivers and serves papers, summons, and subpoenas; executes Civil Court Orders as directed by the Circuit and other courts of the County; collects fees; conducts confiscations; and effects tax sales as directed by courts of competent jurisdiction.

The Sheriff's Department is also responsible for the maintenance of the County Jail; and for the housing, care and custody of all prisoners in the County sentenced to one year or less, all nonbonded prisoners awaiting trial in Circuit Court, and those detained for arraignment or trial in the several District Courts.

The Sheriff's Department police the several courtrooms of the Oakland County Circuit Court and provides for the transportation of prisoners for arraignment and/or sentence from the jail to court, and the delivery of sentenced prisoners from the County Jail to the appropriate Michigan State Corrections institutions. The Sheriff's Department also furnishes inmate transportation to and from the various courts in the County for other departments in the County. The Sheriff's Department has a statutory responsibility for the patrol of 450 lakes in the area for which it maintains a fleet of boats and provides divers for underwater recovery and rescue attempts.

Under the State Secondary Roads Bill, the Sheriff's Department is responsible for providing traffic accident enforcement on secondary roads of Oakland County.

  
JOHN F. NICHOLS  
SHERIFF

**The top three staff of the Sheriff's Department has over 100 years of Law Enforcement experience.**

**Sheriff John F. Nichols has 48 years of Law Enforcement. He spent 31 years with the City of Detroit starting as a patrolman and promoted through the ranks of Detective, Sergeant, Lieutenant, Inspector, Deputy Superintendent, Superintendent and finally Police Commissioner. He served as Undersheriff for 3 years, then as Police Chief of Farmington Hills for 7 years. He was elected Sheriff and took office on January 1, 1985 and has been the top Law Enforcement Official since that time. He is a 1968 graduate of Wayne State University, Bachelor of Arts in Police Administration. He is also a graduate of the L.E.E.D.S. Program - F.B.I. National Academy.**

**Undersheriff Billy J. Nolin has 32 years of service with the Sheriff's Department. He was hired on November 18, 1957 and promoted to Detective in 1965, reclassified to Lieutenant in 1973 and promoted to Captain in 1978. He has been a Commander in every division of the Department. On January 1, 1985 he accepted the post of Undersheriff, and has been in that capacity since. He has numerous professional accreditations in his file, one of the most recent as graduate of the National Sheriffs Institute for Undersheriffs.**

**Captain James H. Curtis, Chief of Staff, has 28 years of service in Law Enforcement, 3 years with the City of Berkley and 25 with the Sheriff's Department. Captain Curtis was hired in 1964, promoted to Detective in 1968 then to Chief of Patrol in 1973. In 1978 he was reclassified to Lieutenant then in 1980 promoted to Captain. On January 1, 1985, he accepted the assignment of Chief of Staff under the current Sheriff. Captain Curtis has a Bachelor of Science in Criminal Justice and is a graduate of the Federal Bureau of Investigation (F.B.I.) National Academy.**






**OAKLAND COUNTY JAIL**  
**MAIN ENTRANCE**

## SHERIFF'S OFFICE

The Sheriff's Office is responsible for the planning, organizing, staffing, coordinating and management of all the law enforcement policies and programs for the Sheriff. The Division acts as the liaison for all other police agencies in the County and is the Command and Control Center for the entire Department.

### Oakland County Crime Statistics

	<u>1984</u>	<u>1985</u>	<u>1986</u>	<u>1987</u>	<u>1988</u>
Murder	2	4	1	3	5
Rape and Attempts	36	53	52	34	43
Robbery	51	76	66	75	56
Aggravated Assaults	156	238	282	240	245
Larceny	4,141	3,999	4,607	4,879	4,720
Auto Theft	528	634	702	584	454
Burglary and Attempts	1,896	1,753	1,777	1,748	1,632
Arson	<u>139</u>	<u>143</u>	<u>150</u>	<u>113</u>	<u>84</u>
<b>TOTAL</b>	<u><u>6,949</u></u>	<u><u>6,900</u></u>	<u><u>7,637</u></u>	<u><u>7,676</u></u>	<u><u>7,239</u></u>



**BEVERLY ALDRICH**  
**SHERIFF'S ADMINISTRATIVE ASSISTANT**



**MARY WHITE**  
**UNDERSHERIFF'S SECRETARY**



**ADMINISTRATIVE SERVICES**  
**DIVISION**

**Directed by:**

**DALE A. CUNNINGHAM**  
**BUSINESS MANAGER**

**Dale A. Cunningham has 12 years of service with Oakland County, the last three years in his current capacity as Business Manager for the Oakland County Sheriff's Department. Prior to his employment with the Sheriff's Department, he worked 5 years with the Oakland County Budget Division as a Budget Analyst and 4 years as an Accountant with the Accounting Division.**

**He has a Bachelor of Science Degree in Accounting from Lake Superior State College and a Masters of Public Administration Degree from Oakland University.**

## ADMINISTRATIVE SERVICES

The Administrative Services Division of the Oakland County Sheriff's Department is an essential Division and provides services for all members of the Department.

Included in its functions are personnel records, accounts payable and receivable, bonds and fine/costs, ordering and maintaining all supplies, the Civil Unit and the Training Unit.

The Business Administration Unit is responsible for the day-to-day accounting, purchasing, and personnel record-keeping tasks necessary to maintain the operation of the Sheriff's Department. This Unit controls the budget and expenditures in excess of \$38 million, processes records on over 690 employees, and maintains all the necessary internal controls to operate a large Department. The Unit records for deposit over \$3 million in cash and checks for either the bonds or inmate accounts.

The Civil Unit is comprised of one Sergeant, two clerks, five deputies and two Para-Prof's. This Unit is responsible for serving summons and complaints, garnishments, subpoenas, show cause notices, executions, mortgage foreclosures, and judicial (sales) for both Civil and Criminal cases.

The Training Unit is staffed by two Sergeants who are responsible for the scheduling and training of all Department personnel, including the Reserve Officers. Files are maintained on each person and updated as training or schooling is provided. The Sergeants are responsible for keeping abreast of all new laws or rulings, advising Department personnel, and providing them with the necessary information to function properly and efficiently.



**CAROL MALDONADO  
ADMINISTRATIVE SERVICES**

**SHERIFF  
DEPARTMENTAL RECEIPTS**

<u>Sheriff</u>	<u>1988</u>
Board and Care	\$ 333,936
Commission from Public Telephone	--
Fee Income	50,725
Civil Action Service Fees	2,767
Fingerprints	6,769
Gun Registrations	9,852
Inspection of Boat Livery..	2,182
Liquor Control	3,039
Mileage	24,389
Miscellaneous	2,973
Photostats	28,374
Refunds - N.E.T.	26,667
Confiscated Property	219,839
Reim. for Salaries (Mini-Contracts)	180,218
Special Deputies (Contracts)	5,695,541
Transportation of prisoners	16,568
Refund - Prior Years Expenditures	960
CRIMINAL JUSTICE TRNS. FUNDS	92,181
Subpoena Fees	1,478
 <u>Southfield Jail</u>	
Special Deputies	423,184
 <u>Work Release</u>	
Board and Care	405,283
 <u>Marine Safety</u>	
County Auction	9,440
Marine Safety Program	191,650
Special Deputies	<u>5,090</u>
 TOTAL SHERIFF	 <u><u>\$7,733,105</u></u>

1988 ANNUAL REPORT  
 ADMINISTRATIVE SERVICES  
 CIVIL DIVISION

CIVIL:

Summons & Complaints, Garnishments, Subpoenas, Show Cause Notices, etc.	8,642
Executions	312
Mortgage Foreclosures & Judicial (Sales*)	<u>497</u>
<b>TOTAL PROCESSES</b>	<b><u><u>9,451</u></u></b>

CRIMINAL SUBPOENA

No separate count kept

REVENUE

Service Fees		\$ 50,750.15
Mileage Fees		24,404.53
Escheatable Funds		41.67
Individual Trust Accounts		123,042.22
Civil Action Service Fee Account:		
Collections	\$35,397.18	
Disbursements	32,629.81	
Oakland County Sheriff Department Percentage		<u>2,767.37</u>
		<b><u><u>\$ 201,005.94</u></u></b>

\*Dollar Total of Real Estate Subject  
to Foreclosure:

**\$69,333,966.38**



## TRAINING UNIT

The Training Unit is staffed by two Sergeants and a Clerk III. The Unit assists the Department in determining training needs, scheduling, record keeping, designing programs, instructing and coordinating all training activities.

The P.A. 302 State Training Fund and the County Training Fund are the two primary sources of revenue for both the In-Service and Academy Training Courses.

Training activity for this Department for the year 1988 has been broken down into Administrative Services, Corrective Services, Protective Services, Technical Services and Other. All communication personnel have been included in the Technical Services assignment classification. All supervisory personnel have been included in their respective Divisions.

### Training Statistics

Administrative	538 Hours
Corrective Services	25,019 Hours
A. Training Hours	5,651 Hours
B. Basic Police Academy Hours	6,840 Hours
C. Corrections Academy Hours	12,528 Hours
Protective Services	17,048 Hours
A. In-Service	8,627 Hours
B. Field Training Hours	5,395 Hours
C. K-9 Training	3,026 Hours
Technical Services	1,053 Hours
Other (F.O.C., Reserves, etc.)	321 Hours
<b>TOTAL TRAINING HOURS</b>	<b><u>43,979 Hours</u></b>

## 1988 TRAINING RANGE YEAR-END REPORT

180,000 rounds .38 received and used in 1988 per invoices.

10,000 rounds from reloads received and used in 1988 per invoices plus 1987 remainder stock.

If every County employee issued a firearm, plus all Reserves, Marine Deputies, and Mounted, etc., fired the required courses of fire for 1988, using the minimum # of rounds required, the following applies:

432 rounds per regular Employee	.38 wad cutters
18 rounds per regular Employee	.357 magnum
15 rounds per regular Employee	Birdshot
25 rounds per regular Employee	Buckshot
Reserves, Marine, Mounted, etc.	.38 wad
240 rounds per year per PT/NE Employee for % Qualifications.	

## FIREARMS TRAINING RANGE YEAR-END REPORT

<u>Department</u>	<u># Personnel on Shooting Roster 1988</u>	<u>Max. Ammo. Used</u>	<u>.38 Cal. Min. Ammo. Used</u>
Sheriff	382	165,024	133,920
Animal Control	12	5,184	4,752
Auditing	2	864	864
Circuit Court Probation	7	3,024	2,160
Friend of the Court (9mm)	9	3,888	3,456
Prosecutor's Office (9mm)	9	3,888	3,024
Safety	38	16,416	12,960
Treasurer's Office	5	2,160	1,728
<b>Total County Personnel</b>	<b>464</b>	<b>200,448</b>	<b>162,864</b>
<b>Reserves, Marine, Mounted</b>	<b>185</b>	<b>44,000</b>	<b>12,264</b>
<b>TOTAL</b>	<b>649</b>	<b>244,848</b>	<b>175,128</b>

**CORRECTIVE SERVICES**  
**DIVISION**  
**(MAIN JAIL)**

**Directed by:**

**RICHARD W. HUBBLE**  
**CAPTAIN**

**Captain Richard W. Hubble has 31 years of service with the Oakland County Sheriff's Department and during that time he has served under the administration of three (3) Sheriffs.**

**Captain Richard W. Hubble was hired on July 10, 1958 into the Patrol Division. In 1969, Captain Hubble was promoted Detective Sergeant. In 1974, he was promoted to Chief of Detectives. In 1985, then promoted to the rank of Captain.**

**Captain Richard W. Hubble has served 27 years of his 31 years of service in Protective Services with 11 of those 27 years as Lieutenant. Now he is serving as Captain of the Corrective Services Division.**

**1988 ANNUAL REPORT**  
**CORRECTIVE SERVICES DIVISION - MAIN JAIL**

Lieutenant Barry K. Eriksen, Lieutenant Gerald N. Reeves, Lieutenant Henry C. Wallace, and Lieutenant Donald Gilbert are the four Lieutenants under the command of Captain Richard W. Hubble. There are fifteen (15) Sergeants assigned to the Main Jail and approximately 260 employees, both uniformed and civilian by January 1, 1989.

Operating under the guidelines of the Federal Consent Agreement of 1983, the Division was able to make substantial compliance except in the areas of overcrowding, exercise, and staffing. Overcrowding impedes the proper management of prisoners and exposes the County to continued liability. Use of Out-County Jails has given some relief, but this procedure is costly, and falls short of actual needs.

The Oakland County Jail complex (Main Jail) is a maximum security facility and houses approximately 450 inmates plus 29 inmates in the Holding Tanks.

Completion of the new 488 bed south addition is one (1) month from completion, also the renovation of booking and medical sections, should be done 2/1/89. Air conditioning is in place.

Classifications were expanded by one (1) Deputy I, to give round-the-clock classification, and is the most sophisticated classification system in the State.

In regards to the Federal Consent Agreement, the major violations still are the OVERCROWDING and the EXERCISE for the inmates.



**CORRECTIVE SERVICES DIVISION - MAIN JAIL  
CONTINUED**

**A. OVERCROWDING**

The OVERCROWDING caused violation in the exercise and sleeping areas because of the lack of space available.

**B. EXERCISE**

In order to keep no more than 29 inmates in Holding Cells, we housed between 60 and 80 inmates in the GYM between the hours of 11:00 p.m. and 7:00 a.m. When the jail population is over maximum, we cannot get the 60 to 80 inmates out of the gym during the day; thus, no exercise and overtime to watch them.

During 1988 we were authorized to hire and train 110 new people to open the new south addition, which includes back-up personnel.

The new south addition is to open 1/31/89, which will be the last step to bring the facility into compliance with Federal decree.

**CORRECTIVE SERVICES DIVISION - 1988  
(MAIN JAIL)**

**STATISTICS**

<b><u>CAPACITY</u></b>	<b>450</b>
Male	<b>448</b>
Female	<b>57</b>
<b>Prisoners Admitted</b>	<b>19,760</b>

<b><u>BOOKING</u></b>	
New Arrests	<b>11,945</b>
Bonded, Released, and Transfers	<b>16,475</b>

<b><u>LINE-UPS</u></b>	<b>140</b>
------------------------	------------

<b><u>Southend Run</u></b>	
Delivered	<b>3,972</b>
Picked Up	<b>5,306</b>

<b><u>VISITATION/RECREATION</u></b>	
Total Number of Inmates Visited	<b>11,853</b>
Number of Inmates Taken To Exercise Areas	<b>9,181</b>



**SERGEANT KUCYK  
MAIN JAIL**

## PRETRIAL SERVICES UNIT

In July, 1986, the Circuit Court established a Pretrial Services Unit in an effort to help reduce overcrowding at the Oakland County Jail. The Oakland County Board of Commissioners provided permanent funding for the unit in 1987. Housed in the county jail, our Pretrial Services Division now consists of one director, three caseworkers, two clericals, and a student. The unit is organizationally a division of the Circuit Court Administrator's Office.

Pretrial Services provides information to assist judges in assessing a defendant's eligibility for pretrial release. Skilled investigators interview pretrial detainees who do not post bond within two days of arraignment. The investigators look into each defendant's background. Information provided by the defendant is verified with community references such as family, employers, and educators. Our staff verifies prior criminal records and compares information with Michigan Department of Corrections files.

The results of our investigation are reported to the judge before the defendant's next court appearance. This "Bond Report" is available to defense attorneys, prosecuting attorneys, the Sheriff's Department personnel and the Probation Department.

Attorneys who regularly use the Bond Reports have found them invaluable. The reports contain all the necessary information for motions to reduce bond.

The information we provide is factual, straight-forward and based on detailed investigations most attorneys don't have time to pursue.

Although our Bond Reports do not contain information on the merits of a particular case, they can serve as a tool in advising a client on the various possibilities for handling his or her case. Some attorneys have found they could get more accurate information from the Bond Report than from the client. Furthermore, the Bond Report is the only substantive information in the judge's file prior to the preliminary exam, so an attorney with a copy will be adequately prepared for argument.

Defense attorneys may pick up a copy of any report at the Pretrial Services office in the Oakland County Jail.

**PRETRIAL SERVICES UNIT  
CONTINUED**

Pretrial Services has found a unique niche in Oakland County. It has assisted in the management of jail overcrowding while providing detailed and sound information about inmates early in the criminal process. It has enabled judges to release detainees who are good community risks and continue the confinement of those who are not by providing the judiciary with information previously unavailable. This ultimately results in savings to the taxpayers and instilled public confidence in pretrial release decisions.

Since its inception, the unit has successfully contributed to a 15 percent increase in the number of inmates released during the pretrial stage of the criminal process.

Our first Pretrial Services Director, Linda Asker, resigned from her position last summer. Linda is to be congratulated for the superior job she did in establishing the unit and working as liaison between the courts, the jail, and members of the community.

Our current Pretrial Services Director, Angela Jordan, has supervised the unit since July of this year. Angela has 12 years of experience with the criminal justice system and was formerly employed with the Michigan Department of Corrections as a court assigned probation officer for the Chief Judge of Recorder's Court. Angela has brought new insight and ideas to the program. We welcome her.



## INSTITUTIONAL LIBRARY TECHNICIAN'S ANNUAL REPORT/STATISTICS - 1988

### Books Purchased From Wholesalers, 1978-1988

1988	2,230	(40% discount)	\$2.54
1987	2,454		2.33
1986	904		2.34
1985	1,032		2.06
1984	1,051		2.03
1983	901		1.89
1982	815		1.82
1981	948		1.58
1980	662		1.51
1979	711		1.39
1978	815		1.23

There has been a 107% increase in wholesale cost since 1978. In 1988, an additional 523 books were ordered directly from publishers - for a total of 2,753 volumes purchased for the collection.

### Circulation in Main Jail & Satellites and Requests Filled, 1978-1988

1988	73,030	8,421
1987	66,826	6,285
1986	62,680	6,180
1985	60,270	5,951
1984	52,783	6,081
1983	51,021	5,703
1982	50,229	5,738
1981	42,216	4,688
1980	38,357	4,828
1979	35,631	4,691
1978	38,470	4,154

Total circulation has increased 90% since 1978, with 1988 showing a 9% increase over 1987. Requests filled have increased 103% since 1978, with a 34% increase over 1987. Keeping in mind that for three months in 1988 we were without a book cart person, the 34% increase truly reflects Tom Sloncz's excellent special request system, which generally produces an answer to a request the day after it has been received.

In addition, we distributed:

- 3,280 pages of M.O.I.S. information
- 500 Bibles of various religions on request
- 216 various items of legal information (Self-help litigation manuals, Court addresses, etc.)

We police the Law Library Collection daily, but drew the line on three occasions this year when inmates used it for a toilet. My remark, "We will not only not clean this up, but we will have nothing to do with this room until it is clean and smelling like a rose.", was thought quite mild by the floor supervisor ... Another day in the Oakland County Jail.

Our 13th year begins with the expectation of providing more service to more inmates. We have not yet finalized our method of delivery, but the physical plant of the new Jail Annex promises to be different and interesting. We attended an orientation class and tour of the new Annex and, although our designated Library Room was adorned only with carpeting, shelves are being

**INSTITUTIONAL LIBRARY TECHNICIAN'S ANNUAL REPORT/STATISTICS - 1988  
CONTINUED**

assembled. Because we need to maintain a collection in the Main Jail, we are really waiting to see how it is all going to come together after we have an opportunity to see what we have to work with.

We continued to replace worn out books in 1988 and have added more hi/lo material for the poor readers. We continue to cooperate with the Learning Center by providing requested material, book lists, etc.

We anticipate a challenging and interesting year in 1989. Hopefully, Mrs. Bush will be able to influence the powers that be to generously fund literacy programs everywhere.

It is a pleasure to work with such caring, cheerful people, who also do great work!

**1988 SUMMARY**  
**JAIL INMATE SERVICES PROGRAM**

**Current Program Services**

The Jail Inmate Services Program continues to provide primary counseling services to inmates and their families. These services include:

- Individual Intake Assessment
- Individual Counseling
- Crisis Intervention
- Substance Abuse-Detox Counseling
- Family Counseling
- Suicide Prevention
- Coordination of Transfers to Residential Treatment
- Referrals to Community Programs
- Group Counseling

The following groups were conducted on a weekly basis in 1988:

- AA/NA
- Chemical Dependency Classes
- Decision Group
- Depression Group
- Men As Parents
- Mental Health Group
- Restricted AA
- Study Group
- Suicide Group

Community Mental health continues to provide psychiatric evaluations, medication reviews, psychological testing and mental health patient monitoring and maintenance.

The average monthly inmate referral rate for 1988 was 516. Monthly average of the hours staff spent providing direct and indirect inmate services for 1988 was 696. This figure does not include the group counseling contacts.

In August, staff experienced the departure of Polly Stone, Inmate Services Administrator. The new administrator, Ann Russell, started in December, 1988. In addition, Inmate

**JAIL INMATE SERVICES PROGRAM  
CONTINUED**

Services hired three new staff last year. One of these positions filled the vacancy of retired substance abuse coordinator, Bob Burnes.

The Inmate Services Supervisor, Mike McWhirter, completed his first year in this position. Responsibilities of this position increased during the interim period from August through December, 1988, due to the vacancy of the program administrator's position.

Inmate Service Staff received intensive training this last year from three primary sources. The first type of professional training being staff attendance at seminars in the community. These seminars were paid by Jail Inmate Services training allowance, and on numerous occasions at no expense to the Department or County.

Oakland County seminars were another important source of training for the staff. The other source of professional seminars were conducted by professionals from the community, CMH staff and Inmate Services Staff (Refer to Enclosure 1)

**1988 SUMMARY**  
**MENTAL HEALTH SERVICES**

In 1988, Community Mental Health Staff also experienced some changes. Clinical Psychologist, Dan O'Neil, completed his first full year at the Sheriff's Department. Community Mental Health has designated, Steve Fischer, fully-licensed psychologist to provide an additional eight (8) hours per week of services to the jail. These services areas will include administering psychological testing, consultation on difficult cases, co-facilitating mental health group and assist in conducting in-service training.

CMH also had a turnover with their Psychiatric Staff this past year. Dr. Madhavan left the Sheriff's Department to assume other responsibilities, and Dr. Yerasi replaced her in May. However, Dr. Veluswamy continued to provide administrative and clinical oversight with his CMH staff at the jail.

A review of psychiatric activity for 1988.

**ACTIVITY SUMMARY - IN BRIEF**

<b>AVERAGE/MONTHLY PSYCHIATRIC PATIENTS</b>	<b>42</b>
<b>AVERAGE/MONTHLY PSYCHIATRIC EVALUATIONS</b>	<b>20</b>
<b>AVERAGE/MONTHLY MEDICAL REVIEWS</b>	<b>31</b>
<b>TOTAL ANNUAL PATIENT LOAD</b>	<b>375</b>



**JAIL INMATE SERVICE**  
**TRAINING**  
**1988**

<b><u>TYPE OF TRAINING</u></b>	<b><u>NUMBER HOURS</u></b>	<b><u>SOURCE OF TRAINING</u></b>	<b><u>STAFF ATTENDED</u></b>
AIDS	2	Health Department	Inmate Service Staff
CPR	8	Health Department	M. Metalski
CRISIS INTERVENTION SKILLS	2	M. McWhirter	Inmate Service Staff
* DUAL DIAGNOSIS	8	Clinical Trng. Inst.	C. Denison/D. O'Neil
Family Crisis Intervention	2	M. Pollock, MSW Havenwick Hospital	Inmate Service Staff
* Female Stress In Work Place	8		M. Caputo/C. Denison
Hiring County Employees	4	County Personnel	M. McWhirter
Mental-Illness Not Guilty Reason of Insanity	8	CMH	M. McWhirter/D. O'Neil
Mental Status Exam	2	CMH/Dr. Madhavan	Inmate Service Staff
* Non-Violent Crisis Intervention	16	Crisis Prevention Inst.	M. Caputo/D. Sacco
OAR	2	Director	Inmate Service Staff
Probation	2	M. Caputo	Inmate Service Staff
Psychotroic Medications	2	CMH/Dr. Yerasi	Inmate Service Staff
Schizophrenic Personality	2	CMH/Dr. Yerasi	Inmate Service Staff
Sex Offenders	4	F.A.C.T.	Inmate Service Staff
Substance Abuse Assessment	4	R. Burnes/M. McWhirter	Inmate Service Staff
Supervision Program	32	County Personnel	M. McWhirter/P. Stone

<u>TYPE OF TRAINING</u>	<u>NUMBER HOURS</u>	<u>SOURCE OF TRAINING</u>	<u>STAFF ATTENDED</u>
THEORIES OF COUNSELING	2	Ph.D. G. Barahal	Inmate Service Staff
WOMAN ARISE	2	Supervisor	Inmate Service Staff
WOMAN SURVIVAL CENTER	2	Director	Inmate Service Staff
WRITING SKILLS	<u>4</u>	County Court Admin. Office	D. Sacco
TOTAL HOURS	110		

\* PAID BY JAIL INMATE SERVICE TRAINING ALLOWANCE.

## FOOD SERVICE UNIT

The Kitchen provides 3 meals a day, 7 days a week, 52 weeks a year, year after year. This unit provides special diets, proper food intake, the proper amount of nutrients and did this 1,036,131 times during 1988. In addition to the number of meals served, they also find time to bake their own bread, rolls, and cookies. This is all done on a very small cost of \$1.23 per meal. At today's food cost, this is a tremendous feat. The Food Service Chief also manages the commissary fund for supplying cigarettes, candy and some durable goods for inmates.

The profit generated from the Commissary Fund buys televisions, exercise machines, etc. for use by the inmates. It also pays for three (3) full-time positions and three (3) part-time positions for running the Commissary and the Library for the inmates. All of this is accomplished at no expense to the County Taxpayer. The following page details the amount of sales and expenditures this fund generates.

**JAIL INMATE COMMISSARY FUND  
STATEMENT OF OPERATIONS  
December 31, 1988**

**Operating Revenue:**

Sales	\$447,307.75
Income from Investments	6,363.76
Miscellaneous	4,603.80
Refund Prior Years Expense	106.92
	<u>\$458,382.23</u>
Less: Sales Tax	8,932.78
	<u>\$449,449.45</u>
Less: Cost of Goods Sold	318,041.29
	<u>\$131,408.16</u>

**Operating Expenses:**

Salaries	\$ 71,677.45
Fringe Benefits	24,495.16

**Contractual:**

Equipment Repair & Maintenance	\$ 3,619.02
Memberships, Dues, Publications	2,276.24
Equipment Rental	134.00
Travel & Conference	486.91
Miscellaneous	7,082.13
Adjusted Prior Year Revenue	219.50
	<u>\$ 13,817.80</u>

**Commodities:**

Indigent Orders	\$ 24,414.00
Inmate Recreational Supplies	5,345.71
	<u>\$ 29,759.71</u>

Capital Outlay	\$ 4,624.50
----------------	-------------

**Internal Services:**

Maintenance Department Charges	\$ 7,010.76
Convenience Copier	3,245.22
Insurance Fund	2,705.00
Stores - Miscellaneous	2,218.42
Stores - Stock	214.44
	<u>214.44</u>

Total	<u>\$ 15,393.84</u>
-------	---------------------

Total	<u>\$159,768.46</u>
-------	---------------------

Net Income (Loss before Operating Transfers)	<u>\$ (28,360.30)</u>
--	-----------------------

Operating Transfers Out	<u>\$ 11,000.00</u>
-------------------------	---------------------

Net Loss	<u>\$ (39,360.30)</u>
----------	-----------------------

**CORRECTIVE SERVICES DIVISION**  
**SATELLITE FACILITIES**

**Directed by:**

**GLENN R. WATSON**  
**CAPTAIN**

**Captain Glenn R. Watson has 24 years experience with the Oakland County Sheriff's Department.**

**He was hired October 10, 1967, as a Deputy within the Patrol Division. He was promoted to Detective Sergeant in 1971 and served in the Detective Bureau as well as the Narcotics Enforcement Team. In 1974 he was promoted to the rank of Lieutenant and served in all divisions of the Department during his tenure. In June of 1986, Captain Watson was promoted and assigned to the Corrective Services-Satellite Division.**

**Captain Watson has a Bachelor of Science Degree and a Master of Arts Degree in Criminal Justice, and is a graduate of the Federal Bureau of Investigation (FBI) National Academy.**

**1988 ANNUAL REPORT**  
**CORRECTIVE SERVICES - SATELLITE DIVISION**

The Corrective Services-Satellite Division was created in April of 1986. The new division consists of six (6) units, Southfield Facility, Work Release Facility, Community Work Camp, "D" Building, "L" Building and Circuit Court Operations.

The division is staffed by eighty (80) employees and is headed by Captain Glenn R. Watson.

**SOUTHFIELD FACILITY**

The Southfield Facility is located in the Southfield Civic Center. Under contract with the City of Southfield, the Oakland County Sheriff's Department provides staffing of the facility where Oakland County female inmates are housed and new arrests from the City of Southfield are detained prior to arraignment.

During the 1988 year 3,535 new inmates were processed through this facility. The average daily count was 41 inmates.

**WORK RELEASE FACILITY**

The Work Release Facility is located on Telegraph Road across from the County Complex. It has a capacity of 110 male and 24 female inmates.

Inmates assigned to this facility are, by approval of the courts, allowed to commute from the facility to their place of employment while serving their sentence. A fee of ten dollars (\$10) per day room and board is assessed to the inmate for participation in this program.

On July 1, 1987, a portion of the Work Release Facility was sectioned off to accommodate 24 female work release inmates. Due to the minimal number of female prisoners currently on Work Release status, female kitchen trustys are also housed at this facility.



**COMMUNITY WORK CAMP**



**SATELLITE MEN'S FACILITY**



## **WORK RELEASE FACILITY CONTINUED**

Inmate population during 1988 has ranged from a low of 64 to a high of 118 men and a low of 6 to a high of 20 women. A total of 853 inmates have been housed at the Work Release Facility during 1988. The average daily count for the male population has been 102 while the daily average count for the female population has been 14 Work Release and trusty women. The average number of women actually on Work Release has been six (6).

Fees collected for room and board during 1988 totaled \$369,686.77 returned to General Fund.

### **COMMUNITY WORK CAMP**

The Community Work Camp is located at 1690 Brown Road, Pontiac, Michigan.

This facility was first opened in 1970 and was built by trustees who worked under supervision of County work supervisors. In 1984 the Camp was expanded to hold a maximum of 120 inmates. Placement in this facility is determined by the Oakland County Sheriff's Department staff.

A medium security facility, the Camp provides work details to local governments on request, and provides a work crew to the Animal Control Division on a daily basis. During the year 1988, inmates housed at the camp participated in 1,257 off-camp work details utilizing a total of 6,742 inmates or approximately 28 inmates a day.

During 1988 a total of 636 new inmates were housed at the Work Camp with a daily average population being 110 inmates.

### **"L" BUILDING ANNEX**

In June of 1986 the County Laundry Building finished renovation and was opened as a prisoner housing facility. Originally designed to house 60 male prisoners, the capacity was increased in March, 1987, to accommodate 78 inmates in order to alleviate overcrowding at the Main Jail. Kitchen trustys at the main jail are provided from this facility.

**"L" BUILDING ANNEX  
CONTINUED**

During 1988 a total of 932 new inmates were admitted to this facility with the average daily count being 72 inmates. A total 73,920 trusty hours were spent working in the jail kitchen. This is from January 1 through November 21, 1988 only.

**"D" BUILDING ANNEX**

In April of 1986 the County Drycleaning Building finished renovation and was opened for inmate occupancy. The facility accomodates 32 pre-trial and sentenced female inmates.

During 1987, the daily average prisoner population was 27.

**CIRCUIT COURT**

The Circuit Court Detail is responsible for the transportation and guarding of inmates from the Main Jail to the respective Circuit Courts for trial and other Court ordered procedures.

In addition, this unit is responsible for the pick up and delivery of inmates to the various State institutions as directed by the Courts.

During 1988 the Circuit Court Personnel transported a total of 11,841 prisoners to the Circuit Court. Officers guarded prisoners during 593 trials, with one of those trials requiring three officers, 110 of the trials requiring two officers, four trials requiring four officers and 478 trials being one officer trials. In addition, the officers also transported prisoners to 86 Probate Hearings.

Officers from Circuit Court made 1,329 trips to transport 3,099 inmates to or from various State and Federal Correctional Facilities.

**PROTECTIVE SERVICES**  
**DIVISION**

**Directed by:**

**CARL G. MATHENY**  
**CAPTAIN**

**Captain Carl G. Matheny has 23 years of service with the Sheriff's Department. He was first employed as a patrolman and was promoted to the rank of Corporal; Detective; Lieutenant; and Captain. His commands have included Community Services, Protective Services, and Corrective Services. In September of 1985, he was again given command of the Protective Services Division after serving seven (7) years in Corrective Services.**

**1988 ANNUAL REPORT  
PROTECTIVE SERVICES DIVISION**

The Protective Services Division contains the following units: Sheriff's Road Patrol, Investigation, Traffic Enforcement, Alcohol Enforcement, Marine and Snowmobile Enforcement, and the Sheriff's Reserve program.

The Patrol Unit is responsible for responding to citizen requests in the townships under contract, and providing assistance to other requesting departments. The Sheriff's Department is able to provide a full program of services from initial response through investigation and arrest. Aside from the criminal activity calls, the Patrol Officers handle several thousand services calls.

The Traffic and Alcohol Enforcement units augment the Patrol Officers by directing their skills in selective areas. While their primary duties are enforcing traffic laws and the apprehension of drunk drivers, they provide a back-up force to the regular officers.

Investigations Unit follows up on all felony crimes and investigates major crimes and criminal activity. An Arson Unit within the Detective Unit specializes in fire investigations.

The Marine Unit provides patrol and complaints on the county lakes. Complaints, accidents, thefts, and drownings make up the bulk of the work in the summer. In winter, the unit provides snowmobile patrol. A dive team is maintained year-round for body and evidence recovery. The Sheriff's Reserves and Explorer Scout programs are also administered through the Marine Unit.

Within this Division is the responsibility for inspections of all Sheriff's Department Sub Stations, equipment, personnel, and the reporting of any deficiencies with recommendations to the Sheriff and Undersheriff. Internal investigations involving any members of the Oakland County Sheriff's Department are conducted as required.

**PROTECTIVE SERVICES DIVISION  
CONTINUED**

The total number of contract officers increased from 84 to 96. These additional patrolmen have made significant difference in response time as well as apprehension and prevention. The Auto Theft units will target chop shop operations and should impact the auto theft problem in Oakland County. The specialized Alcohol Enforcement Team continued a strong enforcement program, with 451 arrests. These arrests, in addition to the regular patrol arrests, have contributed to a lower alcohol related accident rate.

The Marine Division had a busy year in enforcement, prevention, rescue, and education. 2,319 young people received a boating safety certificate, an increase of over 119 from 1987. Drownings remained the same as the previous year, at 11. Reported boating accidents were down, as enforcement (tickets, warnings) were up.

The Sheriff's Reserve Program is also coordinated by the Marine Division, and many volunteer officers worked thousands of hours during 1988.



**ROAD PATROL**

## DETECTIVE BUREAU

The Detective Bureau of the Oakland County Sheriff's Department is a unit within the Protective Services Division. It is staffed with a Lieutenant in command of fourteen Detective Sergeants. One Sergeant is responsible for the inspection of liquor establishments and the enforcement of liquor laws. Two Sergeants are assigned to the Warrants section. The remaining Sergeants are responsible for investigating criminal activity throughout the County.

Personnel assigned to criminal investigations handle major crimes reported to the Department. They are charged with collecting evidence, interviewing witnesses, interrogating suspects, making arrests, arraignments and assisting the prosecution in presenting the case in court. Personnel performing this function work closely with other police agencies and often participate in multi-jurisdictional investigations whenever our services are requested.

Investigators assigned to warrants process in-coming criminal and civil warrants. They locate the named individual and arrange for the individual to appear in court on the matter. The officers often travel within the State to pick up wanted persons arrested by other jurisdictions. They also coordinate all extraditions with the County of Oakland and the Governor's Office.

## DETECTIVE BUREAU 1988 YEAR END REPORT

### DETECTIVE BUREAU

Cases Reviewed	2,862
Cases Closed	871
Cases Open	1,991
Detective Arrests	586
Patrol Arrests	254
Warrants Obtained	588
Property Recovered (Appromixately)	\$ 750,000.00
Liquor Investigations	423

### FUGITIVE APPREHENSION TEAM

Fugitive Arrests	121
Futitive Extraditions	27
Futitive Counts	368
Non-Fugitive Arrests	90
Total Arrests	161
Total Counts	458
Property Recovered	\$ 0.00

### ARSON UNIT

#### Scenes Worked:

Oakland County Sheriff's Dept. Investigations	76
Assist Other Departments	57
Total	<hr/> 133

#### Types of Fires:

Arson	69
Accidental	45
Undetermined	17
Information	2
Total	<hr/> 133



**ARSON UNIT, CONTINUED**

**Fatal Fires** 2  
**Deaths Due to Fires** 3

**Arrests:**  
    **Oakland County Sheriff's Department** 2  
    **Assist to other Departments** 4  
    **Non-Arson Arrests** 32  
    **Total** 38

**Case Summary:**  
    **Open** 113  
    **Closed** 20  
    **Total** 133

**Dollar Loss:**  
    **Arson** \$ 880,470.00  
    **Accidental** 5,990,675.00  
    **Undetermined** 1,099,500.00  
    **Total** \$7,970,645.00

## WARRANT UNIT

The Warrant Unit consists of two (2) Warrant Officers and one (1) Clerk. All warrants received are checked to determine if they are valid and in good order. They are then registered, a card is typed with the subject's name, address, physical description, charge, court and amount of bond. The warrant is then entered into LEIN and assigned to our warrant officers for arrest.

The Sheriff's Department has the responsibility to extradite all out-of-state arrested subjects. This usually takes ninety days, which is processed in Circuit Court. After extradition is approved by the Prosecutor's Office, a certified copy of the warrant and mug shot are sent to the police agency of that state after the arrest and the subject is then extradited. Warrant officers are also sent to return with subjects to the State of Michigan. When an arrest is made, the subject is booked and housed until he is arraigned by a Magistrate. If the subject lives out of Oakland County, a copy of the warrant is mailed to the police agency in that area to execute the arrest.

Misdemeanor warrants are handled the same as felony warrants including letters that are sent to the wanted subjects. If the subject does not respond in ten days, warrant officers will attempt to make the arrest. If the subject has moved or we are unable to locate them, the warrant is filed. Letters are also sent on all traffic warrants. If the subject does not clear the warrant with the court, the warrant is entered in LEIN and filed. We are unable to send warrant officers out on any traffic warrants at this time due to the sheer volume of other warrants.

Letters are sent on all civil warrants. If the subject does not make arrangements with the court to take care of the warrant, an arrest is made. These letters instruct the subject on how to take care of the matter without an arrest situation becoming mandatory.

## WARRANT UNIT

### Incoming:

Traffic	672
Misdemeanor	2,303
Felony	1,099

**WARRANT UNIT, CONTINUED**

**Cancelled:**

Traffic	650
Misdemeanor	2,278
Felony	564
Paternity	3

**Out of County Incoming:**

Registered	84
Cancelled	78

**Out of State Incoming:**

Registered	136
Cancelled	107

**Total Handled:**

**7,974**

## **LIQUOR ENFORCEMENT**

**The Liquor Enforcement Unit of the Sheriff's Department is operated solely by one Detective/Sergeant Investigator. His duties consist of investigating all liquor complaints, violations of State Liquor Statutes, and violations of State Law.**

**He is also responsible for processing for form 1800 from the Liquor Control Commission. He investigates and makes recommendations to the L.C.C. concerning new Class C Licenses, SDM/SDD Licenses, Tavern Licenses, Beer/Wine Wholesaler Licenses, new Club Licenses and permits to expand or change present licenses.**

**This officer is also in charge of the Precious Metal and Gem Dealers of Oakland County. He processes all applicants and investigates any complaints that are received.**

**All records on Liquor Enforcement and Precious Metal and Gem Dealers, are maintained in this division.**

**Total Investigations**

**423**

## **AUTO THEFT UNIT**

### **ANNUAL REPORT**

During 1988 the Sheriff's Department received funds from the Automobile Theft Prevention Authority to fund two consortiums to address auto theft in Oakland County. One unit comprised of Sheriff's Deputies and a Pontiac Police Officer operated primarily in northern Oakland County while the other, comprised of an officer from the Sheriff's Department and an officer each from City of Farmington, Farmington Hills, Novi and Southfield operated in the Southwest quadrant of the County.

The Auto Theft Units have made 167 felony auto theft or related arrests. The 167 individuals have been charged with 339 counts of criminal conduct. In addition to the arrests, the unit has recovered 259 stolen vehicles or their component parts worth \$12,524,930.00 of fair market value as established by the insurance industry.

The Auto Theft Unit, working closely with the Bureau of Automotive Regulation, has inspected the inventory of 41 salvage yards or repair facilities in Oakland County. Several stolen vehicles have been recovered as a result of this effort.

The unit has investigated 346 cases of auto theft or related offenses. Twenty-one of those cases were "chop shop" investigations which resulted in five arrests for violation of the chop shop statute.

The following are communities in which arrests have been made for auto theft or related charge.

Auburn Hills	2
Bloomfield Township	3
Commerce	1
Detroit	8
Farmington Hills	5
Ferndale	1
Groveland Township	1
Hazel Park	10
Highland Township	4
Independence Township	9
Lyon Township	8
Madison Heights	10
Milford	1
Novi	9
Oakland Township	1
Oak Park	7
Pontiac City	26
Rochester Hills	20
Southfield	10
Springfield Township	1
Troy	2
Waterford	11
Wixom	4
Out of County	13

## ALCOHOL ENFORCEMENT TEAM

On April 10, 1980, the Oakland County Sheriff's Department implemented a Countywide Alcohol Enforcement Project, aimed at reducing accidents, injuries, and deaths related to the drinking driver. Drinking drivers in Oakland County are involved in at least half of the fatal accidents each year. This project began on a 1.5 million dollar federally funded four year grant, which was state subsidized through the Michigan Office of Highway Safety Planning. It was the first of its kind in Michigan and has served as a model for other communities in this state and others.

Known as the "Alcohol Enforcement Team," this special team was comprised primarily of Sheriff Deputies (6), supplemented with State Police and local police officers that cooperate in this effort, while the "team" is working in their jurisdictions. The team concentrates its efforts in the same way as the selective enforcement unit, by working the times-of-the-day, and days-of-the-week that the majority of alcohol related accidents occur. Special computerized data is used to determine the roadways and areas in Oakland County which have the largest percentage of alcohol related accidents. The "team" then rotates working these areas.

Extensive training has been given to all of the traffic officers, both County and local, who work with the Alcohol Enforcement Team. All of these officers were given specialized training on the recognition and arrest of drinking drivers. Many traffic officers have also been trained as certified breathalyzer operators. This became of critical importance as the Sheriff's Alcohol Enforcement Team placed Michigan's first three "Mobile Breathalyzers" in operation on December 12, 1980.

In the Spring of 1984, after a one year extension, Federal money was no longer available for this special Alcohol Enforcement Project. With the support of County Executive, Dan Murphy, and the Oakland County Board of Commissioners, five Alcohol Enforcement Deputy positions were financially maintained so that the project could continue. As a result, these Sheriff Deputies continue to patrol for drunk drivers in all areas of Oakland County, Tuesday through Saturday nights. Through voluntary participation a few local departments still provide a car to supplement our "team" effort when we are working in their jurisdiction. In addition, a toll-free number to report drunk drivers (1-800-MI-REDDI), Report Every Drunk Driver Immediately has been placed in the central dispatch area of the Sheriff's Department.

## 1988 PROTECTIVE SERVICES STATISTICS

### Patrol

Traffic Citations	36,825
Complaints	33,866

### Accidents

Property Damage	7,499
Personal Injury	1,997
Fatal	35

### O.U.I.L. Arrests

451

### Abandoned Auto

Impoundments

2,421

## 1988 TRAFFIC STATISTICS

### Accidents for 1988

### Fatalities

January	916	4
February	925	2
March	647	2
April	605	2
May	762	6
June	798	4
July	718	2
August	765	2
September	791	2
October	882	5
November	735	1
December	<u>987</u>	<u>3</u>
<b>TOTAL</b>	<b>9,531</b>	<b>35</b>

### Impounds for 1988

### Acted On For Disposal

January	254	132
February	180	117
March	189	81
April	220	144
May	209	122
June	203	145
July	192	109
August	209	139
September	209	115
October	178	119
November	172	109
December	<u>196</u>	<u>123</u>
<b>TOTAL</b>	<b>2,411</b>	<b>1,455</b>

### Citations for 1988

January	2,921
February	2,745
March	4,024
April	3,470
May	3,351
June	3,096
July	2,865
August	3,202
September	3,120
October	3,115
November	3,004
December	<u>2,965</u>
<b>TOTAL</b>	<b>37,878</b>



## **1988 YEAR END REPORT**

### **MARINE UNIT**

1988 was an extremely successful year for the Marine Division. While our division moved forward in numerous areas, the most important was seen in a reduction in the number of reported drownings. 1988 saw (9) reported incidents of death by drowning in our jurisdiction.

Watercraft violations issued showed a dramatic increase in 1988. Our records indicate 2,071 violations were issued on our county lakes, in 1988. That number represents an increase over 1987 violation numbers, which were 1,243 watercraft tickets.

Late in the year, we prevailed in a grant request from the State of Michigan Department of Natural Resources. Our program benefitted from a \$54,000 in additional equipment funding. This increase helped to bolster our fleet by (4) new fully-equipped boats and other support equipment. Seven PBT's were also purchased from the grant with aspirations of increased alcohol enforcement on the lakes in 1989.

1988 was most successful for our division and has left us a firm footing to begin the 1989 season.

**MARINE DIVISION - 1988**

**BREAKDOWN OF REPORTS**

<b><u>CATEGORY</u></b>	<b><u>NUMBER</u></b>
Drownings	11
Complaints	103
Accidents	47
Larcenies	71
Found Property	34
Miscellaneous	65
Meetings, Lectures, Etc.	39
Patrol Hours	3,915.00
Contacts	14,228.00
Warnings	1,707.00
Ticket/Violations	2,071
Livery/Boats Inspected	1,112
Boating Students Certified	2,319
Instructor Hours	408.00
Search & Rescue Hours	122.75
Maintenance Equipment Hours	2,808.75
Training Hours	1,277.50

MARINE DIVISION - 1988

WATERCRAFT VIOLATIONS COUNTY-WIDE

<u>BY OFFENSE</u>	<u>1986</u>	<u>1987</u>	<u>1988</u>
Safety Equipment	389	402	765
No Mirror/Observer	224	364	378
Registration	131	155	358
Reckless Operation	11	14	13
Riding Gunwale, Etc.	22	25	52
Boating Safety Certificate	7	6	11
Exceed SNW w/100' Rule	67	178	226
Op. in Prohibited Area	29	5	10
Counter Clockwise	5	15	26
Standing	3	7	3
Dive w/o Flag	1	0	2
Excessive Speed	85	64	24
Excessive Noise	7	3	10
Sit On Seatback	6	6	11
Tow Skier After Hours	7	8	4
Fail To Stop/Safe Distance	7	1	6
Improper Lights	50	37	38
High Speed Boating After Hours	19	0	53
Fail To Yield	0	2	2
Trespassing	--	--	20
Impaired Driving	--	--	1
Miscellaneous	<u>51</u>	<u>51</u>	<u>57</u>
<b>TOTALS</b>	<b><u>1,121</u></b>	<b><u>1,243</u></b>	<b><u>2,071</u></b>



**MARINE DIVISION**



**TECHNICAL SERVICES**

**DIVISION**

**Directed by:**

**LEWIS M. DOYLE  
CAPTAIN**

**Captain Lewis M. Doyle has 23 years of service with the Oakland County Sheriff's Department. Prior to his employment with the County, he worked 4 years at the Orchard Lake Police Department.**

**He has a Bachelor of Science Degree from Michigan State University. He also is a charter member of the American Society of Crime Lab Directors.**

**He was hired on August 16, 1965 as a Deputy. On January 14, 1967 he was promoted to the rank of Chief - Identification Technician.**

**He was promoted to Lieutenant on January 1, 1977 which was reclassified to Captain on May 8, 1978. He has served as Captain of Technical Services since that date.**



## COMMUNICATIONS

Another support unit of Technical Services is the Communications Division. Within this division are the phones, dispatch center and LEIN, (Law Enforcement Information Network).

Most of the information reaching a police department from the public passes through the public telephone system. The majority of cases involve requests for assistance, a request for information or an offer of information to the department. In addition, calls for members of a department other than the complaint operator, may be routed to the proper person. A request for assistance from a citizen may require immediate action, as when the caller reports a crime in progress or an injured person. Many calls from citizens are clearly of an emergency nature. In such cases, the complaint operator conveys the necessary information to the radio dispatcher. (Often, the complaint operator and the radio dispatcher are the same person, eliminating this step in the process). The communications agent, using the two-way radio system, will then assign the appropriate personnel, such as a patrol unit to respond.

Some calls to a department are not of any emergency nature, reducing the need for priority handling. When the Communications Agent receives the information, the agent may for instance, decide to assign the call to a patrol unit which is currently unavailable. Thus, the message waits until the unit has returned to service. Examples of requests in this category are the complaint about a neighbor's dog or the report of an apparently abandoned automobile.

Most complaint calls are not clearly in either the emergency or non-emergency category, however. The agent must avoid the assumption that a complaint is not urgent, for the cost of an error in judgment may be high. The agent must, therefore, treat all such doubtful calls as if they were urgent, representing true emergencies. Every experience communication agent knows of instances in which a routine request was found to be a serious emergency by the investigating officer. A complaint about a noisy party or quarreling neighbors may be a situation bordering on or erupting into violence. A loose stray dog may have bitten a child, a report of a ransacked house may uncover the burglars still in the building and a man staggering or falling in the street may be having a heart attack. Each such call for aid may, of course, turn out to be a routine matter that was not particularly urgent. A small percentage, however, require immediate response. Since they cannot be predicted, all such doubtful requests must be handled without delay.



## **COMMUNICATIONS CONTINUED**

**In 1975 we became the dispatch center for MEPS (Michigan Emergency Public Safety (Radio) System). This is a statewide radio network that insures direct communication between the patrol vehicles on the road and twenty-four (24) hour base stations in an emergency situation. Presently we have radio transmitting and receiving capabilities with numerous stations within Oakland County and answer the phones and dispatch for several departments after normal working hours.**

**The police officer cannot function effectively without information. Much of the data he/she needs is maintained in LEIN or other interfaced computer systems. One type of information we are talking about would be vehicle registration information. This could be registration by vin number, partial vin number, license number or partial license number and would be on any type of motor driven vehicle. This file also contains stolen or wanted vehicle data, impounded vehicle data, complete title or insurance information. Another type of information is drivers license information and driving record information. We also have access to criminal records from the State of Michigan or the entire country via the LEIN. Another valuable asset of the LEIN is instantaneous answers to a query from the warrant/wanted data file. LEIN users have the capability of communicating with any police department in Michigan by the direct on-line or real line communication. Any of Michigan's two hundred (200) police agencies may contact each other by any of the following ways: from one point to another, from one point to a multiple point, from one point to an area or from one point to the entire state. LEIN users have direct contact with other agencies such as FBI, the Drug Enforcement Administration, the Internal Revenue Service, all of Detroit, and over fifty precincts or specialized bureaus of Detroit Police Department. Included also are the Michigan Sheriffs' Association, the Provost Marshall, Selfridge Field, Jackson Prison, the Department of Corrections in Lansing, Michigan State, Wayne State and Eastern and Western Universities and any police agency in the United States. LEIN users have direct on-line communication with Indiana, Illinois, Kentucky, Ohio, Wisconsin, Iowa, and Missouri. The LEIN provides its users with the ability to enter all stolen property, as long as it is serialized, into state and national files (NCIC, National Crime Information Center) and to enter all recovered property into its files as long as there is a serial number available. Through LEIN and NCIC, the police agency can provide public services, one such service provided by LEIN is the participation in the School Closing notification procedures.**

## COMMUNICATIONS CONTINUED

The E-9-1-1 System was implemented in Oakland County on November 15, 1988. E-9-1-1 is a universal emergency number service, 9-1-1 service is a telephone service whereby a Public Safety answering point, designated by the customer, may receive calls dialed to the telephone number 9-1-1. This service includes special connecting arrangements and equipment needed to answer and dispatch emergency calls originated by persons within the serving area who dial 9-1-1. This system provides responding Departments with the correct street address, the proper police, fire, and ambulance to send to each 9-1-1 call is received.



## COMMUNICATIONS

COMMUNICATIONS SECTION

1988

YEAR TO  
DATE

NUMBER OF COMPLAINTS ISSUED FOR YEAR

106,507

January	7,959	July	10,383
February	7,628	August	10,172
March	8,045	September	8,911
April	8,287	October	8,904
May	9,462	November	8,169
June	9,969	December	8,618

NUMBER OF PHONE CALLS FOR YEAR

355,454

January	39,183	July	34,438
February	23,676	August	28,766
March	25,609	September	28,625
April	26,563	October	27,997
May	27,782	November	31,732
June	32,981	December	28,102

AVERAGE CALLS PER MONTH

11,848

AVERAGE CALLS PER WEEK

2,962

AVERAGE CALLS PER DAY

423

NUMBER OF 9-1-1 CALLS

3,519

November	1,292
December	2,227

## CRIME LABORATORY



The Crime Laboratory of the Oakland County Sheriff's Department, provides professional forensic analyses of physical evidence on a twenty-four (24) hour, seven (7) days a week basis. The laboratory, a Division of Technical Services, operates a mobile crime laboratory vehicle which responds to all major crime scenes, civil disorders, drownings, and processes the same for any physical evidence unintentionally left behind.

Some of the various functions that are routinely performed by the professional staff of the Crime Laboratory include: forensic crime scene photography, fingerprints, latent fingerprints, firearms, toolmarks, physical matches, paint analysis, composites, explosive devices, bomb threats/de-arming, narcotic and dangerous drug determinations, drug lectures, alcohol, laser techniques, and gunshot residue analysis.

This unit is intended primarily to be an agency specializing in physical evidence as an aid to the various divisions of the Sheriff's Department, as well as any other County police departments or agencies requiring such aid. It is also a source of aid to departments other than those within the County and provide expert courtroom testimony in cases where necessary. A list of the departments and agencies assisted during the year of 1988, are listed in the following report.

During the year of 1989, the Crime Laboratory will be utilizing the Automated Fingerprint Identification System (A.F.I.S.). This new equipment will bring about additional personnel in the Crime Laboratory and will enable this department to assist many more governmental agencies during the coming years with identifying those unknown latent fingerprints which have been left behind at various crime scenes.





**CRIME LAB**

# YEARLY CRIME LAB REPORT

1988

<u>YEARLY TOTALS:</u>	<u>YEAR TO DATE</u>
Total Crime Scene Investigations	507
Assists to Outside Departments/Agencies	551
Total Examinations Performed	42,736
Total Identifications Made	1,579
 <u>FINGERPRINTS:</u>	
Suspects Identified (Inked)	267
Suspects Identified (Latent)	102
Miscellaneous Latent Print Identifications	97
Deceased Persons Identified	7
Total Fingerprint Examinations	32,986
 <u>FIREARMS:</u>	
Examinations	149
Identifications	66
 <u>TOOLMARKS:</u>	
Examinations	56
Identifications	2
 <u>FOOTWEAR:</u>	
Examinations	36
Identifications	9
 <u>HEADLAMPS:</u>	
Examinations	10
Identifications	10
 <u>SERIAL NUMBER RESTORATION:</u>	
Examinations	10
Identifications	4
 <u>PHYSICAL MATCHES:</u>	
Examinations	10
Identifications	4

# YEARLY CRIME LAB REPORT

1988

	<u>YEAR TO DATE</u>
<u>BOMBS/EXPLOSIVES:</u>	
Explosive Disposal	14
Bomb Scenes	5
Devices	35
Fake Devices	1
Bomb Threats	0
<u>PHOTOGRAPHS:</u>	
Black and White	952
Color	4,302
Printed	1,197
Monies Received	\$3,348
Rolls Developed for Traffic	112
<u>LASER PHOTONICS:</u>	
Examinations	256
<u>COMPOSITES:</u>	
Identi-Kit	35
<u>PAINT ANALYSES:</u>	
Examinations	76
Identifications	12
<u>MARIJUANA ANALYSES:</u>	
Examinations	1,937
Identifications	377
<u>MISCELLANEOUS DRUG ANALYSES:</u>	
Examinations	3,377
Identifications	499
<u>ATOMIC ABSORPTION:</u>	
Examinations	3,839
Identifications	151
<u>DRUGS DESTROYED:</u>	
Number of Items	48
<u>MISCELLANEOUS:</u>	
Examinations	26
Identifications	4



# YEARLY CRIME LAB REPORT

1988

<u>DEPARTMENTS/AGENCIES ASSISTED BY THE CRIME LAB:</u>	<u>YEAR TO DATE</u>
Alcohol, Tobacco and Firearms	1
Anderson County Tennessee	1
Atlas Township Police Department	2
Auburn Hills Police Department	95
Beverly Hills Department of Public Safety	1
Birmingham Police Department	30
Bloomfield Hills Department of Public Safety	3
Bloomfield Township Police Department	3
Canton Township Police Department	1
Clawson Police Department	1
Clinton Township Police Department	5
Dearborn Police Department	2
Dearborn Heights Police Department	1
Department of Labor	1
Detroit Police Department	1
District Court (51st)	2
Drug Enforcement Agency	1
Farmington Police Department	1
Federal Bureau of Investigation	2
Ferndale Police Department	2
Franklin Police Department	33
Grand Blanc Police Department	1
Hazel Park Fire Department	2
Hazel Park Police Department	3
Highland Park Police Department	1
Holly Police Department	5
Keego Harbor Police Department	13
Lake Angelus Police Department	5
Lake Orion Police Department	14
Lathrup Village Police Department	3
Madison Heights Police Department	1
Michigan Department of Corrections	5
Milford Police Department	20
Michigan State Police	8
Narcotics Enforcement Team	7
Northville Police Department	1
Novi Police Department	1
Oakland Community College	5
Oakland County Auto Theft Unit	3
Oakland County Circuit Court	1
Oakland County Friend of the Court	4
Oakland County Mental Health	1
Oakland County Probation Department	1
Oakland County Prosecutor's Office	35
Oakland County Public Safety	6
Oakland County Road Commission	5

# YEARLY CRIME LAB REPORT

1988

<u>DEPARTMENTS/AGENCIES ASSISTED BY THE CRIME LAB:</u>	<u>YEAR TO DATE</u>
Oakland Press	1
Oakland University Department of Public Safety	2
Oak Park Department of Public Safety	31
Orchard Lake Police Department	10
Oxford Police Department	34
Pontiac Police Department	3
Rochester Police Department	2
Royal Oak Police Department	5
St. Louis County Police Department	1
Southfield Police Department	5
Springfield, Missouri Police Department	1
Sylvan Lake Police Department	4
Tennessee Bureau of Investigation	1
Troy Police Department	7
United States Secret Service	2
Utica Police Department	1
Walled Lake Police Department	6
Waterford Township Police Department	25
West Bloomfield Township Police Department	2
White Lake Township Police Department	51

## **PROPERTY ROOM**

**The Oakland County Sheriff's Department Property Officer, receives all property submitted by the members of the Oakland County Sheriff's Department. This includes evidence, evidence for the Crime Laboratory and also found property.**

**The Property Room must be a safe and secure area and must provide a proper system for maintaining a "Chain of Evidence" on each piece of property that is submitted.**

**The Property Room Officer has the responsibility of physically storing the property and maintaining a strict record keeping system of the property. Answerable not only to the Sheriff's Department and the Court's, but also directly to the Board of Auditors.**

**Other functions consist of destroying property when authorized and submitting property for the annual auction.**

# EVIDENCE/PROPERTY YEARLY REPORT

1988

	<u>YEAR TO DATE</u>
Evidence Received	3,994
Recovered Goods	1,004
Found Property	733
Safekeeping	56
Property Tags Issued	2,028
Items Destroyed	1,624
Items Returned to Owner	1,186
Other	835

## RECORD BUREAU

Reports received by this department include: Complaints/Recoveries, Arrest/Dispositions, Complaint Comparison, Arrest Comparison, Manpower by Badge, Manpower Statistics, Property Crimes, values stolen and recovered, Event Occurrence, by class and location, Uniform Crime Report, and various other reports too numerous to mention. These items are then entered into the CLEMIS system.

"CLEMIS" (Court and Law Enforcement Management Information System), is a part of Data Processing, generates reports covering all phases of law enforcement; total crime, man hours expended, arrested persons, value of property stolen and recovered, day and hours when crimes are committed and police vehicle usage. "CLEMIS" allows the Sheriff more efficient reporting and expediency of information needed to make optimum use of department resources.

Although it is time consuming to prepare written complaints, it is vital to this department that all criminal complaints be reported. Information gathered from these reports are forwarded to the Uniform Crime Reporting Unit in Lansing who subsequently report to the Federal Bureau of Investigation in Washington, D.C. Their primary concern is Part I crimes: Murder, Rape, Robbery, Assault, Burglary, Larceny, Arson, and Motor Vehicle Theft. Reports are then compiled by them which reflects either an increase or decrease in crime throughout the nation.

This department currently utilizes the Incident Report, Person Report, Property Report, and the Activity Log. Information from these reports are entered into the Data Processing System. Accuracy of reporting is extremely important for: geographic area, time of occurrence, complainants name and address, and correct crime classifications.

Inmate files number from one till the present, are processed upon release from the Oakland County Jail. The files consist of booking information, court data, bond receipts, clothing receipts, and money sheets. A name card file is kept for cross reference with date of birth and inmate number. After the inmate files are processed, the inmate files from 3,000 and up, are Microfilmed and filed in a secure storage area. The microfilm is kept on file unless otherwise purged by the Court. This makes it available for us to assist other departments in obtaining information on suspects, such as pictures or fingerprints. The Record Bureau is responsible for putting the ATR forms together and making sure they are correct and forwarded to Lansing.

# YEARLY RECORD BUREAU REPORT

1988

YEAR TO  
DATE

## CRIMINAL RECORDS:

Folders Processed and Filed	19,870
Micro-fiche Pages of Folders	218,570
Expungement of Criminal Records	40

## C.L.E.M.I.S.

Citizen Complaints Processed	33,857
Requests for Copies	1,864
Money Received	\$3,728.25
Requests for Statistics	68

## MISCELLANEOUS:

Subpoenas Answered	143
Clearances	120
License Applications Record Check	47
Requests for Files from Inmates	64
F.O.I. Requests (Corporate Counsel)	32
Total Reports on Charge Accounts	248
Other Record Checks	6,600

## ANNUAL CRIME REPORT FOR 1988:

Decreases in five Part I crimes for 1988, compared to 1987, as reported to this department were as follows:

Burglary - Down 6.6%  
Arson - Down 25.7%  
Larceny - Down 3.3%  
Motor Vehicle Theft - Down 22.6%  
Robbery - Down 25.3%

Crimes reflecting an increase for the same period were as follows:

Assaults - Up 2.1%  
Criminal Sexual Conduct - Up 26.5%  
Homicides - Up 66.7%

Total Part I crimes reflected a decrease of 5.7% for 1988 over 1987, the same decrease as reported Countywide.



**RECORD BUREAU**

## **GUN REGISTRATION**

The primary function of the Gun Registration Division, is the issuance of firearms purchase permits, carrying concealed weapons applications and explosive permits. The service is available to all residents of Oakland County with the exception of those residing within an incorporated City or Village.

Prior to issuing a permit, a criminal record check is made to determine eligibility of the applicant. Upon receipt of the record clearance a permit is issued, which upon completion, must be returned to the office, the subject is then fingerprinted and the firearm is then registered.

The Concealed Weapon Permit application is submitted to the Gun Board for approval and a copy is retained in our files for a period of three (3) years. The same procedure is used for all renewal permits.

A daily log of all permits issued is maintained. A cross index file is also kept, namely a name card bearing applicant's name and address and a numerical file bearing the serial number of the firearm. Guns brought into the state by new residents must be LEIN checked for prior registration or ownership. If a stolen report is indicated, the weapon is confiscated, an investigation is conducted and the gun is subsequently returned to the proper authorities.

During the course of a normal work day, numerous phone calls are received from the general public requesting information regarding procedures for obtaining the above mentioned permits. Requests are also received by mail for applications to be sent to the residence.

Ordering supplies from the County and State Departments (print cards, applications, etc.), is also done periodically.

Fingerprints are also taken in this division for the purpose of security checks for security guards, bar examinations, adoptions and also immigration purposes. Fingerprints are also taken for all Concealed Weapon Permit applications. These are then sent to Lansing for record clearances which are then sent with the application to the Gun Board.



# YEARLY GUN REGISTRATION

1988

YEAR TO  
DATE

LEIN CHECKS

323

GUNS REGISTERED

3,590

FINGERPRINTS TAKEN

3,381

CONCEALED WEAPON PERMITS PROCESSED

1,187

CONCEALED WEAPON PERMITS ISSUED

3,460

PURCHASE PERMITS ISSUED

5,023

CRIMINAL RECORD CHECKS

2,355

PHONE CALLS (APPROXIMATE)

3,900

***** DESCRIPTION *****	CURRENT PERIOD	LAST YR SAME PD	CURRENT Y-T-D	LAST Y-T-D	YEAR TO DATE PERCENT CHANGE	CUR ADULT	PD JUVENILE	ARRESTS Y-T-D ADULT	JUVENILE
MURDER/HOMIC. (WILLFULL)	0	0	5	3	66.7	0	0	6	1
NEGLIGENT HOMICIDE	0	0	0	0	+	0	0	2	0
CRIM. SEX. COND. I & III	1	1	43	34	26.5	0	0	7	0
ROBBERY	5	8	56	75	25.3-	2	0	23	5
ASSAULT (AGGRAVATED)	18	16	245	240	2.1	5	0	57	4
BURGLARY	127	147	1632	1748	6.6-	6	3	110	27
LARCENY	374	385	4720	4879	3.3-	36	10	358	164
MOTOR VEHICLE THEFT	39	52	454	585	22.4-	5	0	21	3
ARSON	1	3	84	113	25.7-	0	0	7	0
TOTAL PART I INCIDENTS	565	612	7239	7677	5.7-	54	13	591	204
CRIM. SEX. COND. II & IV	2	0	37	41	9.8-	1	0	8	1
ASSAULT (NON-AGGRAVATED)	78	70	1105	1023	8.0	5	0	64	6
FORGERY/COUNTERFEITING	3	3	48	45	2.2	1	0	8	0
FRAUD	33	18	427	306	39.5	5	0	37	1
EMBEZZLEMENT	3	0	32	32	0.0	0	0	6	1
STOLEN PROPERTY	0	3	38	34	11.8	2	0	93	8
VANDALISM	210	242	3030	3253	6.9-	4	1	57	9
WEAPONS	4	1	61	54	13.0	2	0	30	0
PROSTITUTION & COMM VICE	0	0	1	0	+	0	0	0	0
SEA OFFENSES	4	1	78	87	10.3-	0	0	14	0
NARCOTIC DRUG LAWS	6	7	131	91	44.0	6	0	68	0
FAMILY AND CHILDREN	0	2	55	48	14.6	0	0	7	0
OPER UNDER THE INFLUENCE	104	82	952	787	21.0	101	0	936	2
LIQUOR LAWS	15	15	378	257	40.8	23	5	1091	123
DISORDERLY CONDUCT	22	7	190	189	12.4	13	0	164	7
VAGRANCY	1	0	63	39	61.5	3	0	190	7
OTHER PART II OFFENSES	86	88	1621	1383	17.2	24	0	607	63
TOTAL PART II INCIDENTS	569	519	8243	7659	7.6	190	6	3380	228
TOTAL PART I AND II	1134	1131	15482	15336	1.0	244	19	3971	432
RUNAWAY/RECOVERED RUNAWAY	18	15	292	319	8.5-	0	0	0	0
ESCAPE CUSTODY/TRUANCY	1	0	11	8	37.5	0	0	0	3
ALL OTHER JUV COMPLAINTS	8	7	177	181	2.2-	0	0	5	59
WARRANTS	89	90	1044	863	21.0	91	0	1169	0
TRAFFIC ACC/PROP DAMAGE	799	854	7646	7640	0.1	0	0	1	0
TRAFFIC ACC/PERS INJURY	192	155	1818	1903	4.5-	0	0	0	0
TRAFFIC ACC/FATALITIES	3	2	36	22	63.6	0	0	0	0
WATERCRAFT ACC/PROP DAMAG	0	0	24	12	100.0	0	0	0	0
WATERCRAFT ACC/PERS INJUR	1	0	14	19	26.3-	0	0	0	0
WATERCRAFT ACC/FATALITIES	0	0	0	1	100.0-	0	0	0	0
WATERCRAFT/SNOWMOBILE COM	3	6	170	152	11.8	0	0	18	0
ALL OTHER VEH COMPLAINTS	131	133	1715	1699	0.9	14	1	278	26
SICK / INJURY COMPLAINTS	40	41	528	549	3.8-	0	0	1	0
MISC PART III COMPLAINTS	326	272	4646	3966	17.1	1	0	17	2
TOTAL PART III INCIDENTS	1611	1575	18121	17334	4.5	106	1	1489	90
TOTAL PART V FIRE INCIDS	10	6	149	114	30.7	0	0	2	0
TOTAL PART VI INCIDENTS	0	13	114	24	375.0	0	0	0	0
***** DEPARTMENT TOTALS	2755	2725	33866	32808	3.2	350	20	5462	522

70

REPORT DATE/TIME 01/29/89 18.03  
 PERIOD 12/01/88 THRU 12/31/88

ADDISON TWP  
 MONTHLY SUMMARY OF OFFENSES

ORI MI6316300

PAGE 1  
 REPORT LPS-065

*----- DESCRIPTION -----*	CURRENT PERIOD	LAST YR SAME PD	CURRENT Y-T-D	LAST Y-T-D	YEAR TO DATE PERCENT CHANGE	CUR PD ADULT	ARRESTS JUVENILE	Y-T-D ADULT	ARRESTS JUVENILE
CRIM. SEX. COND. I & III ASSAULT (AGGRAVATED)	0 1	0 1	2 5	0 4	+ 25.0	0 0	0 0	0 3	0 0
BURGLARY	7	3	53	35	51.4	1	0	1	0
LARCENY	1	6	48	62	22.6-	0	0	2	0
MOTOR VEHICLE THEFT	0	2	6	13	53.8-	0	0	0	0
ARSON	0	0	0	2	100.0+	0	0	0	0
TOTAL PART I INCIDENTS	9	12	114	116	1.7-	1	0	6	0
CRIM. SEX. COND. II & IV ASSAULT (NON-AGGRAVATED)	0 0	0 2	0 22	1 24	100.0- 8.3-	0 0	0 0	0 3	0 0
FORGERY/COUNTERFEITING	1	0	2	0	+	0	0	1	0
FRAUD	0	0	3	0	+	0	0	0	0
STOLEN PROPERTY	0	0	0	2	100.0-	0	0	0	0
VANDALISM	4	3	58	121	52.1-	0	0	1	1
WEAPONS	0	0	3	1	200.0	0	0	0	0
NARCOTIC DRUG LAWS	0	0	0	1	100.0-	0	0	0	0
FAMILY AND CHILDREN	0	0	2	1	100.0	0	0	0	0
OPER UNDER THE INFLUENCE	1	0	15	15	0.0	1	0	15	0
LIQUOR LAWS	0	0	5	2	150.0	0	0	9	0
DISORDERLY CONDUCT	0	0	7	2	250.0	0	0	7	0
VAGRANCY	0	0	2	0	+	0	0	9	0
OTHER PART II OFFENSES	3	3	58	54	7.4	4	0	73	0
TOTAL PART II INCIDENTS	9	8	177	224	21.0-	5	0	118	1
TOTAL PART I AND II	18	20	291	340	14.4-	6	0	124	1
RUNAWAY/RECOVERED RUNAWAY	0	0	6	6	0.0	0	0	0	0
ALL OTHER JUV COMPLAINTS	0	0	2	2	0.0	0	0	0	1
WARRANTS	1	0	7	12	41.7-	0	0	7	0
TRAFFIC ACC/PROP DAMAGE	16	14	138	125	10.4	0	0	0	0
TRAFFIC ACC/PERS INJURY	5	4	37	44	15.9-	0	0	0	0
TRAFFIC ACC/FATALITIES	0	0	2	0	+	0	0	0	0
WATERCRAFT ACC/PROP DAMAG	0	0	0	1	100.0-	0	0	0	0
WATERCRAFT/SNOWMOBILE COM	0	0	12	9	33.3	0	0	1	0
ALL OTHER VEH COMPLAINTS	2	2	29	30	3.3-	0	0	13	0
BIKES / INJURY COMPLAINTS	1	0	14	11	27.3	0	0	0	0
MISC PART III COMPLAINTS	9	2	90	96	6.3-	0	0	0	0
TOTAL PART III INCIDENTS	34	22	337	336	0.3	0	0	21	1
TOTAL PART V FIRE INCIDS	0	0	1	5	80.0-	0	0	0	0
*** DEPARTMENT TOTALS	52	42	629	681	7.6-	6	0	145	2

*---- DESCRIPTION ----*	CURRENT PERIOD	LAST YR SAME PD	CURRENT Y-T-D	MONTHLY SUMMARY OF OFFENSES		CUR ADULT	PD JUVENILE	Y-T-D ARRESTS	
				LAST Y-T-D	YEAR TO DATE PERCENT CHANGE			ADULT	JUVENILE
CRIM. SEX. COND. I & III	0	0	2	0	+	0	0	0	0
ASSAULT (AGGRAVATED)	1	1	5	4	25.0	0	0	3	0
BURGLARY	7	3	53	35	51.4	1	0	1	0
LARCENY	1	6	48	62	22.6-	0	0	2	0
MOTOR VEHICLE THEFT	0	2	6	13	53.8-	0	0	0	0
ARSON	0	0	0	2	100.0-	0	0	0	0
TOTAL PART I INCIDENTS	9	12	114	116	1.7+	1	0	6	0
CRIM. SEX. COND. II & IV	0	0	0	1	100.0-	0	0	0	0
ASSAULT (NON-AGGRAVATED)	0	2	22	24	8.3-	0	0	3	0
FORGERY/COUNTERFEITING	1	0	2	0	+	0	0	1	0
FRAUD	0	0	3	0	+	0	0	0	0
STOLEN PROPERTY	0	0	0	2	100.0-	0	0	0	0
VANDALISM	4	3	58	121	52.1-	0	0	1	1
WEAPONS	0	0	3	1	200.0	0	0	0	0
NARCOTIC DRUG LAWS	0	0	0	1	100.0-	0	0	0	0
FAMILY AND CHILDREN	0	0	2	1	100.0	0	0	0	0
OPER UNDER THE INFLUENCE	1	0	15	15	0.0	1	0	15	0
LIQUOR LAWS	0	0	5	2	150.0	0	0	9	0
DISORDERLY CONDUCT	0	0	7	2	250.0	0	0	7	0
VAGRANCY	0	0	2	0	+	0	0	9	0
OTHER PART II OFFENSES	3	3	58	54	7.4	4	0	73	0
TOTAL PART II INCIDENTS	9	8	177	224	21.0-	5	0	118	1
TOTAL PART I AND II	18	20	291	340	14.4-	6	0	124	1
RUNAWAY/RECOVERED RUNAWAY	0	0	6	6	0.0	0	0	0	0
ALL OTHER JUV COMPLAINTS	0	0	2	2	0.0	0	0	0	1
WARRANTS	1	0	7	12	41.7-	0	0	7	0
TRAFFIC ACC/PROP DAMAGE	16	14	138	125	10.4	0	0	0	0
TRAFFIC ACC/PERS INJURY	5	4	37	44	15.9-	0	0	0	0
TRAFFIC ACC/FATALITIES	0	0	2	0	+	0	0	0	0
WATERCRAFT ACC/PROP DAMAG	0	0	0	1	100.0-	0	0	0	0
WATERCRAFT/SNOWMOBILE COM	0	0	12	9	33.3	0	0	1	0
ALL OTHER VEH COMPLAINTS	2	2	29	30	3.3-	0	0	13	0
SICK / INJURY COMPLAINTS	1	0	14	11	27.3	0	0	0	0
MISC PART III COMPLAINTS	9	2	90	96	6.3-	0	0	0	0
TOTAL PART III INCIDENTS	34	22	337	336	0.3	0	0	21	1
TOTAL PART V FIRE INCIDS	0	0	1	5	80.0-	0	0	0	0
***** DEPARTMENT TOTALS	52	42	629	681	7.6-	6	0	145	2



***** DESCRIPTION *****	CURRENT PERIOD	LAST YR SAME PD	CURRENT Y-T-D	LAST Y-T-D	YEAR TO DATE PERCENT CHANGE	CUR ADULT	PD JUVENILE	ARRESTS ADULT	Y-T-D ARRESTS JUVENILE
NEGLIGENT HOMICIDE	0	0	0	0	+	0	0	1	0
CRIM. SEX. COND. I & III	0	0	2	2	0.0	0	0	0	0
ROBBERY	0	0	0	1	100.0-	0	0	0	0
ASSAULT (AGGRAVATED)	1	2	15	10	50.0	0	0	3	0
BURGLARY	12	13	109	106	2.8	0	0	1	0
LARCENY	18	21	232	211	10.0	0	0	2	1
MOTOR VEHICLE THEFT	2	1	27	25	8.0	0	0	1	0
ARSON	0	0	3	0	+	0	0	0	0
TOTAL PART I INCIDENTS	31	37	388	355	9.3	0	0	8	1
CRIM. SEX. COND. II & IV	0	0	3	3	0.0	0	0	2	1
ASSAULT (NON-AGGRAVATED)	7	1	70	67	4.5	1	0	3	0
FORGERY/COUNTERFEITING	0	0	1	0	+	0	0	0	0
FRAUD	1	0	12	16	25.0-	1	0	1	0
EMBEZZLEMENT	0	0	0	1	100.0-	0	0	0	0
STOLEN PROPERTY	0	0	0	0	+	0	0	1	0
VANDALISM	7	12	173	161	7.5	1	0	5	0
WEAPONS	0	0	2	5	60.0-	0	0	1	0
SEX OFFENSES	0	0	3	7	57.1-	0	0	0	0
NARCOTIC DRUG LAWS	0	0	2	2	0.0	0	0	1	0
FAMILY AND CHILDREN	0	0	5	1	400.0	0	0	0	0
OPER UNDER THE INFLUENCE	1	0	23	24	4.2-	1	0	23	0
LIQUOR LAWS	1	0	12	16	25.0-	1	0	19	0
DISORDERLY CONDUCT	1	1	9	8	12.5	0	0	5	0
OTHER PART II OFFENSES	5	8	100	77	29.9	0	0	6	0
TOTAL PART II INCIDENTS	23	22	415	388	7.0	5	0	67	1
TOTAL PART I AND II	54	59	803	743	8.1	5	0	75	2
RUNAWAY/RECOVERED RUNAWAY	1	0	18	24	25.0-	0	0	0	0
ESCAPE CUSTODY/TRUANCY	0	0	1	0	+	0	0	0	1
ALL OTHER JUV COMPLAINTS	0	0	21	18	16.7	0	0	0	0
WARRANTS	1	1	33	26	26.9	1	0	37	0
TRAFFIC ACC/PROP DAMAGE	35	38	313	291	7.6	0	0	0	0
TRAFFIC ACC/PERS INJURY	11	5	81	73	11.0	0	0	0	0
TRAFFIC ACC/FATALITIES	0	0	0	3	100.0-	0	0	0	0
WATERCRAFT/SNOWMOBILE COM	0	0	0	2	100.0-	0	0	0	0
ALL OTHER VEH COMPLAINTS	5	10	81	76	19.7	0	0	8	1
SICK / INJURY COMPLAINTS	1	3	20	37	45.9-	0	0	0	0
MISC PART III COMPLAINTS	15	12	267	231	15.6	0	0	2	0
TOTAL PART III INCIDENTS	69	69	845	781	8.2	1	0	47	2
TOTAL PART V FIRE INCIDIS	0	0	6	5	20.0	0	0	0	0
TOTAL PART VI INCIDENTS	0	0	2	0	+	0	0	0	0
***** DEPARTMENT TOTALS	123	128	1656	1529	6.3	6	0	122	4

REPORT DATE/TIME	01/29/89 18.03	COMMERCE TWP					ORI	MI6316300	PAGE 1	
PERIOD	12/01/88 THRU 12/31/88	MONTHLY SUMMARY OF OFFENSES								REPORT LPS-065
*----- DESCRIPTION -----*	CURRENT PERIOD	LAST YR SAME PD	CURRENT Y-T-D	LAST Y-T-D	YEAR TO DATE PERCENT CHANGE	CUR PD ADULT	ARRESTS JUVENILE	Y-T-D ADULT	ARRESTS JUVENILE	
MURDER/HOMIC. (WILLFULL)	0	0	2	1	100.0	0	0	1	0	
CRIM. SEX. COND. I & III	0	0	5	5	0.0	0	0	1	0	
ROBBERY	0	0	5	18	72.2-	0	0	1	2	
ASSAULT (AGGRAVATED)	2	2	31	29	6.9	0	0	9	0	
BURGLARY	19	17	216	215	0.5	1	0	24	8	
LARCENY	33	43	625	571	9.5	0	0	26	21	
MOTOR VEHICLE THEFT	2	5	44	58	24.1-	0	0	0	0	
ARSON	0	1	9	15	40.0-	0	0	0	0	
TOTAL PART I INCIDENTS	56	68	937	912	2.7	1	0	62	31	
CRIM. SEX. COND. II & IV	0	0	5	4	25.0	0	0	1	0	
ASSAULT (NON-AGGRAVATED)	7	6	131	126	4.0	0	0	5	0	
FORGERY/COUNTERFEITING	1	0	11	12	8.3-	0	0	1	0	
FRAUD	3	2	58	30	86.7	1	0	4	0	
EMBEZZLEMENT	0	0	6	6	0.0	0	0	1	0	
STOLEN PROPERTY	0	1	4	3	33.3	0	0	3	1	
VANDALISM	20	20	334	365	8.5-	1	1	7	1	
WEAPONS	0	0	8	6	33.3	0	0	5	0	
SEX OFFENSES	0	0	11	15	26.7-	0	0	6	0	
NARCOTIC DRUG LAWS	0	0	18	15	20.0	0	0	4	0	
FAMILY AND CHILDREN	0	0	3	5	40.0-	0	0	0	0	
OPER UNDER THE INFLUENCE	9	8	56	60	6.7-	9	0	55	0	
LIQUOR LAWS	1	0	36	21	71.4	1	0	62	12	
DISORDERLY CONDUCT	4	2	18	12	50.0	2	0	12	0	
VAGRANCY	0	0	25	4	525.0	0	0	69	3	
OTHER PART II OFFENSES	10	11	235	181	29.8	11	0	236	16	
TOTAL PART II INCIDENTS	55	50	957	865	10.6	25	1	471	33	
TOTAL PART I AND II	111	118	1894	1777	6.6	26	1	533	64	
RUNAWAY/RECOVERED RUNAWAY	2	2	29	54	46.3-	0	0	0	0	
ESCAPE CUSTODY/TRUANCY	0	0	1	1	0.0	0	0	0	0	
ALL OTHER JUV COMPLAINTS	1	2	32	36	11.1-	0	0	5	39	
WARRANTS	14	16	139	108	28.7	14	0	160	0	
TRAFFIC ACC/PROP DAMAGE	85	79	877	852	2.9	0	0	0	0	
TRAFFIC ACC/PERS INJURY	28	18	208	205	1.5	0	0	0	0	
TRAFFIC ACC/FATALITIES	0	0	6	5	20.0	0	0	0	0	
WATERCRAFT ACC/PROP DAMAG	0	0	2	1	100.0	0	0	0	0	
WATERCRAFT ACC/PERS INJUR	0	0	4	1	300.0	0	0	0	0	
WATERCRAFT/SNOWMOBILE COM	1	0	22	17	29.4	0	0	9	0	
ALL OTHER VEH COMPLAINTS	13	14	190	236	19.5-	1	0	38	2	
SICK / INJURY COMPLAINTS	4	2	42	47	10.6-	0	0	0	0	
MISC PART III COMPLAINTS	23	23	459	440	4.3	0	0	3	0	
TOTAL PART III INCIDENTS	168	156	2011	2003	0.4	15	0	215	41	
TOTAL PART V FIRE INCIDS	2	1	6	10	40.0-	0	0	0	0	
TOTAL PART VI INCIDENTS	0	0	10	0	+	0	0	0	0	
***** DEPARTMENT TOTALS	281	275	3921	3790	3.5	41	1	748	105	

***** DESCRIPTION *****	CURRENT PERIOD	LAST YR SAME PD	CURRENT Y-T-D	MONTHLY SUMMARY OF OFFENSES			CUR PD	ARRESTS ADULT	ARRESTS JUVENILE	Y-T-D ARRESTS ADULT	ARRESTS JUVENILE
				LAST Y-T-D	YEAR TO DATE PERCENT CHANGE	ADULT					
MURDER/HOMIC. (WILLFULL)	0	0	1	0	+	0	0	0	2	0	
CRIM. SEX. COND. I & III	0	0	8	5	80.0	0	0	0	3	0	
ROBBERY	0	1	7	5	40.0	0	0	0	1	0	
ASSAULT (AGGRAVATED)	2	1	20	20	0.0	0	0	0	6	0	
BURGLARY	14	7	134	151	11.3-	0	0	0	5	2	
LARCENY	59	35	448	431	4.2	9	8	8	48	39	
MOTOR VEHICLE THEFT	3	0	40	38	5.3	0	0	0	2	0	
ARSON	0	0	1	5	80.0-	0	0	0	0	0	
TOTAL PART I INCIDENTS	78	44	660	655	0.8	9	6	6	67	41	
CRIM. SEX. COND. II & IV	0	0	8	3	166.7	1	0	0	5	0	
ASSAULT (NON-AGGRAVATED)	8	4	116	85	36.5	0	0	0	4	0	
FORGERY/COUNTERFEITING	0	0	4	6	33.3-	0	0	0	0	0	
FRAUD	1	2	81	34	138.2	0	0	0	6	0	
EMBEZZLEMENT	1	0	2	3	33.3-	0	0	0	1	0	
STOLEN PROPERTY	0	0	1	2	50.0-	0	0	0	7	2	
VANDALISM	35	26	276	336	17.9-	0	0	0	1	1	
WEAPONS	0	0	5	8	37.5-	0	0	0	1	0	
SEX OFFENSES	1	0	8	4	100.0	0	0	0	1	0	
NARCOTIC DRUG LAWS	0	0	7	6	16.7	0	0	0	1	0	
FAMILY AND CHILDREN	0	0	14	10	40.0	0	0	0	1	0	
OPER UNDER THE INFLUENCE	2	4	41	24	70.8	2	0	0	40	0	
LIQUOR LAWS	0	2	15	17	11.8-	0	0	0	20	2	
DISORDERLY CONDUCT	1	0	17	12	41.7	1	0	0	7	0	
VAGRANCY	0	0	4	0	+	0	0	0	16	0	
OTHER PART II OFFENSES	7	3	147	147	0.0	1	0	0	11	2	
TOTAL PART II INCIDENTS	54	41	746	697	7.0	5	0	0	122	7	
TOTAL PART I AND II	132	85	1406	1352	4.0	14	6	6	189	48	
RUNAWAY/RECOVERED RUNAWAY	0	0	40	37	8.1	0	0	0	0	0	
ESCAPE CUSTODY/TRUANCY	1	0	1	1	0.0	0	0	0	0	0	
ALL OTHER JUV COMPLAINTS	1	1	24	24	0.0	0	0	0	0	5	
WARRANTS	7	7	72	69	4.3	8	0	0	80	0	
TRAFFIC ACC/PROP DAMAGE	76	63	606	615	1.5-	0	0	0	0	0	
TRAFFIC ACC/PERS INJURY	16	8	157	124	26.6	0	0	0	0	0	
TRAFFIC ACC/FATALITIES	0	2	4	5	20.0-	0	0	0	0	0	
WATERCRAFT ACC/PROP DAMAG	0	0	1	1	0.0	0	0	0	0	0	
WATERCRAFT ACC/PERS INJUR	0	0	1	0	-	0	0	0	0	0	
WATERCRAFT/SNOWMOBILE COM	0	2	3	9	66.7-	0	0	0	0	0	
ALL OTHER VEH COMPLAINTS	5	21	155	188	17.6-	0	0	0	33	0	
SICK / INJURY COMPLAINTS	5	1	38	56	32.1-	0	0	0	0	0	
MISC PART III COMPLAINTS	26	17	318	349	9.7-	0	0	0	0	0	
TOTAL PART III INCIDENTS	137	122	1417	1478	4.1-	8	0	0	113	5	
TOTAL PART V FIRE INCIDS	0	0	12	5	140.0	0	0	0	0	0	
***** DEPARTMENT TOTALS	269	207	2835	2835	0.0	22	6	6	302	53	

74



*----- DESCRIPTION -----*	CURRENT		LAST YR		CURRENT		MONTHLY SUMMARY OF OFFENSES		ORI		Y-T-D ARRESTS	
	PERIOD	SAME PD	Y-T-D	Y-T-D	PERCENT CHANGE	CUR ADULT	PD JUVENILE	ARRESTS ADULT	JUVENILE	ADULT	JUVENILE	
MURDER/HOMIC. (WILLFULL)	0	0	0	0	+	0	0	0	0	1	0	
CRIM. SEX. COND. I & III	0	1	2	5	60.0-	0	0	0	0	0	0	
ROBBERY	1	2	13	13	0.0	0	0	0	0	3	0	
ASSAULT (AGGRAVATED)	2	1	28	32	12.5-	0	0	0	0	7	0	
BURGLARY	22	33	242	260	6.9-	2	1	13	4	13	4	
LARCENY	55	47	633	679	6.8-	0	2	16	15	16	15	
MOTOR VEHICLE THEFT	8	9	62	93	33.3-	2	0	2	1	2	1	
ARSON	0	1	12	12	0.0	0	0	1	0	1	0	
TOTAL PART I INCIDENTS	88	94	992	1094	9.3-	4	3	43	20			
CRIM. SEX. COND. II & IV	0	0	5	4	25.0	0	0	0	0	0	0	
ASSAULT (NON-AGGRAVATED)	8	11	151	137	10.2	1	0	21	1	21	1	
FDRGERY/COUNTERFEITING	0	0	10	5	100.0	0	0	3	0	3	0	
FRAUD	2	4	29	32	9.4-	0	0	2	0	2	0	
EMBEZZLEMENT	1	0	1	7	85.7-	0	0	0	0	0	0	
STOLEN PROPERTY	0	0	3	4	25.0-	0	0	4	1	4	1	
VANDALISM	29	39	435	503	13.5-	0	0	12	0	12	0	
WEAPONS	1	1	4	7	42.9-	0	0	0	0	0	0	
SEX OFFENSES	0	0	8	9	11.1-	0	0	2	0	2	0	
NARCOTIC DRUG LAWS	0	2	32	17	88.2	0	0	23	0	23	0	
FAMILY AND CHILDREN	0	1	2	7	71.4-	0	0	1	0	1	0	
OPER UNDER THE INFLUENCE	13	7	97	94	3.2	12	0	94	0	94	0	
LIQUOR LAWS	0	10	83	147	43.5-	0	0	530	58	530	58	
DISORDERLY CONDUCT	2	1	35	25	40.0	1	0	47	1	47	1	
VAGRANCY	0	0	5	4	25.0	0	0	10	1	10	1	
OTHER PART II OFFENSES	15	12	241	206	17.0	1	0	43	10	43	10	
TOTAL PART II INCIDENTS	71	88	1141	1208	5.5-	15	0	792	72			
TOTAL PART I AND II	159	182	2133	2302	7.3-	19	3	835	92			
RUNAWAY/RECOVERED RUNAWAY	1	1	31	32	3.1-	0	0	0	0	0	0	
ESCAPE CUSTODY/TRUANCY	0	0	1	0	+	0	0	0	0	0	0	
ALL OTHER JUV COMPLAINTS	2	1	15	33	54.5-	0	0	0	1	0	1	
WARRANTS	5	11	89	96	7.3-	6	0	94	0	94	0	
TRAFFIC ACC/PROP DAMAGE	113	115	1190	1063	11.9	0	0	0	0	0	0	
TRAFFIC ACC/PERS INJURY	23	25	313	314	0.3-	0	0	0	0	0	0	
TRAFFIC ACC/FATALITIES	1	0	8	3	166.7	0	0	0	0	0	0	
WATERCRAFT ACC/PROP DAMAG	0	0	1	0	+	0	0	0	0	0	0	
WATERCRAFT ACC/PERS INJUR	0	0	0	1	100.0-	0	0	0	0	0	0	
WATERCRAFT/SNOWMOBILE COM	1	1	9	4	125.0	0	0	1	0	1	0	
ALL OTHER VEH COMPLAINTS	30	13	231	198	16.7	3	0	35	5	35	5	
SICK / INJURY COMPLAINTS	2	4	72	82	12.2-	0	0	0	0	0	0	
MISC PART III COMPLAINTS	30	24	546	432	26.4	0	0	1	2	1	2	
TOTAL PART III INCIDENTS	208	195	2506	2258	11.0	9	0	131	8	131	8	
TOTAL PART V FIRE INCIDS	0	1	28	16	75.0	0	0	0	0	0	0	
TOTAL PART VI INCIDENTS	0	0	6	0	+	0	0	0	0	0	0	
**** DEPARTMENT TOTALS	367	378	4873	4576	2.1	28	3	966	100			

75



***** DESCRIPTION *****	CURRENT	LAST YR	CURRENT	LAST	YEAR TO DATE	CUR	PD	ARRESTS	Y-T-D	ARRESTS
	PERIOD	SAME PD	Y-T-D	Y-T-D	PERCENT CHANGE	ADULT	JUVENILE	ADULT	JUVENILE	
CRIM. SEX. COND. I & III	1	0	2	1	100.0	0	0	0	0	
ROBBERY	1	0	3	1	200.0	0	0	0	0	
ASSAULT (AGGRAVATED)	1	1	12	10	20.0	1	0	5	0	
BURGLARY	7	4	57	104	45.2-	0	0	4	0	
LARCENY	13	9	143	118	21.2	0	0	7	1	
MOTOR VEHICLE THEFT	2	8	30	30	0.0	0	0	1	1	
ARSON	0	0	4	3	33.3	0	0	1	0	
TOTAL PART I INCIDENTS	25	22	251	267	6.0-	1	0	18	2	
CRIM. SEX. COND. II & IV	0	0	1	3	66.7-	0	0	0	0	
ASSAULT (NON-AGGRAVATED)	3	5	39	40	2.5-	0	0	5	0	
FORGERY/COUNTERFEITING	0	0	1	1	0.0	0	0	0	0	
FRAUD	2	0	23	10	130.0	0	0	1	0	
EMBEZZLEMENT	0	0	1	1	0.0	0	0	0	0	
STOLEN PROPERTY	0	0	3	1	200.0	1	0	7	1	
VANDALISM	7	10	75	107	29.9-	0	0	2	0	
WEAPONS	1	0	6	1	500.0	0	0	5	0	
SEX OFFENSES	1	0	2	2	0.0	0	0	0	0	
NARCOTIC DRUG LAWS	2	0	12	2	500.0	1	0	5	0	
FAMILY AND CHILDREN	0	0	2	1	100.0	0	0	0	0	
OPER UNDER THE INFLUENCE	3	0	40	18	122.2	3	0	39	0	
LIQUOR LAWS	2	0	14	2	600.0	0	1	17	1	
DISORDERLY CONDUCT	1	0	5	6	16.7-	1	0	3	0	
OTHER PART II OFFENSES	1	6	55	54	1.9	2	0	10	1	
TOTAL PART II INCIDENTS	23	21	279	249	12.0	8	1	94	3	
TOTAL PART I AND II	48	43	530	516	2.7	9	1	112	5	
RUNAWAY/RECOVERED RUNAWAY	0	0	20	13	53.8	0	0	0	0	
ESCAPE CUSTODY/TRUANCY	0	0	0	3	100.0-	0	0	0	0	
ALL OTHER JUV COMPLAINTS	0	0	6	6	0.0	0	0	0	0	
WARRANTS	5	3	57	39	46.2	5	0	64	0	
TRAFFIC ACC/PROP DAMAGE	35	36	299	350	14.6-	0	0	1	0	
TRAFFIC ACC/PERS INJURY	8	10	86	109	21.1-	0	0	0	0	
TRAFFIC ACC/FATALITIES	0	0	2	2	0.0	0	0	0	0	
ALL OTHER VEH COMPLAINTS	8	16	144	142	1.4	2	1	37	4	
SICK / INJURY COMPLAINTS	2	1	24	27	11.1-	0	0	0	0	
MISC PART III COMPLAINTS	18	10	167	154	8.4	1	0	2	0	
TOTAL PART III INCIDENTS	76	76	805	845	4.7-	8	1	104	4	
TOTAL PART V FIRE INCIDS	2	0	9	8	12.5	0	0	0	0	
***** DEPARTMENT TOTALS	126	119	1344	1369	1.8-	17	2	216	9	

*----- DESCRIPTION -----*	CURRENT PERIOD	LAST YR SAME PD	CURRENT Y-T-D	LAST Y-T-D	YEAR TO DATE PERCENT CHANGE	CUR ADULT	PD JUVENILE	ARRESTS ADULT	Y-T-D ARRESTS ADULT	JUVENILE
MURDER/HOMIC. (WILLFULL)	0	0	0	0	+	0	0	0	1	0
NEGLIGENT HOMICIDE	0	0	0	0	+	0	0	0	1	0
ROBBERY	0	0	0	2	100.0-	0	0	0	0	0
ASSAULT (AGGRAVATED)	0	1	3	3	0.0	0	0	0	2	0
BURGLARY	2	4	69	42	64.3	0	0	0	2	0
LARCENY	9	2	78	77	2.6-	0	0	0	2	0
MOTOR VEHICLE THEFT	3	0	11	7	57.1	1	0	0	3	0
ARSON	1	0	3	3	0.0	0	0	0	0	0
TOTAL PART I INCIDENTS	15	7	161	134	20.1	1	0	0	11	0
CRIM. SEX. COND. II & IV	0	0	1	1	0.0	0	0	0	0	0
ASSAULT (NON-AGGRAVATED)	2	4	18	17	5.9	0	0	0	1	0
FORGERY/COUNTERFEITING	0	0	0	1	100.0-	0	0	0	0	0
FRAUD	1	0	1	3	66.7-	0	0	0	0	0
STOLEN PROPERTY	0	0	1	1	0.0	0	0	0	3	0
VANDALISM	2	4	56	78	28.2-	0	0	0	0	0
WEAPONS	0	0	2	1	100.0	0	0	0	2	0
SEX OFFENSES	0	0	3	2	50.0	0	0	0	0	0
NARCOTIC DRUG LAWS	0	0	2	0	+	0	0	0	0	0
FAMILY AND CHILDREN	0	0	2	1	100.0	0	0	0	0	0
OPER UNDER THE INFLUENCE	5	4	37	24	54.2	5	0	0	37	0
LIQUOR LAWS	1	0	20	5	300.0	3	0	0	65	10
DISORDERLY CONDUCT	0	0	4	2	100.0	0	0	0	4	0
OTHER PART II OFFENSES	2	6	48	45	6.7	0	0	0	38	4
TOTAL PART II INCIDENTS	13	18	195	181	7.7	8	0	0	150	14
TOTAL PART I AND II	28	25	356	315	13.0	9	0	0	161	14
RUNAWAY/RECOVERED RUNAWAY	1	1	8	7	14.3	0	0	0	0	0
ALL OTHER JUV COMPLAINTS	0	0	4	2	100.0	0	0	0	0	0
WARRANTS	1	2	21	21	0.0	1	0	0	23	0
TRAFFIC ACC/PROP DAMAGE	30	18	267	174	53.4	0	0	0	0	0
TRAFFIC ACC/PERS INJURY	13	4	63	66	4.5-	0	0	0	0	0
TRAFFIC ACC/FATALITIES	0	0	2	1	100.0	0	0	0	0	0
ALL OTHER VEH COMPLAINTS	2	3	30	23	30.4	0	0	0	5	0
SICK / INJURY COMPLAINTS	0	3	15	14	7.1	0	0	0	0	0
MISC PART III COMPLAINTS	16	6	132	98	34.7	0	0	0	0	0
TOTAL PART III INCIDENTS	63	37	542	406	33.5	1	0	0	28	0
TOTAL PART V FIRE INCIDS	0	2	4	6	33.3-	0	0	0	0	0
***** DEPARTMENT TOTALS	91	64	902	727	24.1	10	0	0	189	14

77

*----- DESCRIPTION -----*	CURRENT PERIOD	LAST YR SAME PD	CURRENT Y-T-D	LAST Y-T-D	YEAR TO DATE PERCENT CHANGE	CUR ADULT	PD JUVENILE	ARRESTS ADULT	Y-T-D ARRESTS JUVENILE
MURDER/HOMIC. (WILLFULL)	0	0	0	1	100.0-	0	0	0	0
CRIM. SEX. COND. I & III	0	0	9	8	12.5	0	0	1	0
ROBBERY	1	0	9	13	30.8-	1	0	4	0
ASSAULT (AGGRAVATED)	5	2	39	37	5.4	0	0	5	0
BURGLARY	19	28	276	261	5.7	2	0	23	4
LARCENY	47	57	557	622	10.5-	1	0	30	8
MOTOR VEHICLE THEFT	8	11	76	130	41.5-	2	0	2	0
ARSON	0	0	14	21	33.3-	0	0	0	0
TOTAL PART I INCIDENTS	78	98	980	1093	10.3-	6	0	65	12
CRIM. SEX. COND. II & IV	0	0	7	13	46.2-	0	0	0	0
ASSAULT (NON-AGGRAVATED)	7	10	172	166	3.6	0	0	6	1
FORGERY/COUNTERFEITING	0	0	2	3	33.3-	0	0	0	0
FRAUD	5	6	44	44	0.0	2	0	8	0
EMBEZZLEMENT	0	0	1	3	66.7-	0	0	0	0
STOLEN PROPERTY	0	2	5	10	50.0-	1	0	13	0
VANDALISM	32	32	434	403	7.7	2	0	7	4
WEAPONS	0	0	8	9	11.1-	0	0	2	0
SEX OFFENSES	0	0	9	13	30.8-	0	0	0	0
NARCOTIC DRUG LAWS	0	0	7	3	133.3	0	0	2	0
FAMILY AND CHILDREN	0	0	4	6	33.3-	0	0	0	0
OPER UNDER THE INFLUENCE	4	5	61	68	10.3-	4	0	59	0
LIQUOR LAWS	1	0	31	10	210.0	1	4	53	9
DISORDERLY CONDUCT	2	1	19	25	24.0-	0	0	24	0
VAGRANCY	1	0	8	10	20.0-	3	0	28	0
OTHER PART II OFFENSES	12	12	192	162	18.5	1	0	28	1
TOTAL PART II INCIDENTS	64	68	1004	946	5.9	14	4	230	15
TOTAL PART I AND II	142	166	1984	2041	2.8-	20	4	295	27
RUNAWAY/RECOVERED RUNAWAY	4	5	45	41	9.8	0	0	0	0
ESCAPE CUSTODY/TRUANCY	0	0	3	1	200.0	0	0	0	0
ALL OTHER JUV COMPLAINTS	0	0	17	17	0.0	0	0	0	2
WARRANTS	6	6	76	86	11.6-	8	0	87	0
TRAFFIC ACC/PROP DAMAGE	98	115	958	1020	6.1-	0	0	0	0
TRAFFIC ACC/PERS INJURY	31	25	203	244	16.8-	0	0	0	0
TRAFFIC ACC/FATALITIES	1	0	6	1	500.0	0	0	0	0
WATERCRAFT ACC/PROP DAMAG	0	0	3	0	+	0	0	0	0
WATERCRAFT ACC/PERS INJUR	0	0	0	1	100.0-	0	0	0	0
WATERCRAFT/SNOWMOBILE COM	0	1	21	15	40.0	0	0	0	0
ALL OTHER VEH COMPLAINTS	21	23	262	276	5.1-	2	0	19	5
SICK / INJURY COMPLAINTS	8	9	75	65	15.4	0	0	0	0
MISC PART III COMPLAINTS	17	30	528	376	40.4	0	0	0	0
TOTAL PART III INCIDENTS	184	214	2197	2143	2.5	10	0	106	7
TOTAL PART V FIRE INCIDS	1	0	19	9	111.1	0	0	0	0
TOTAL PART VI INCIDENTS	0	0	3	0	+	0	0	0	0
***** DEPARTMENT TOTALS	327	380	4203	4193	0.2	30	4	401	34

78



***** DESCRIPTION *****	CURRENT	LAST YR	CURRENT	LAST	YEAR TO DATE	CUR	PD	ARRESTS	Y-T-D	ARRESTS
	PERIOD	SAME PD	Y-T-D	Y-T-D	PERCENT CHANGE	ADULT	JUVENILE	ADULT	JUVENILE	JUVENILE
MURDER/HOMIC. (WILLFULL)	0	0	0	1	100.0-	0	0	0	0	0
CRIM. SEX. COND. I & III	0	0	8	5	60.0	0	0	1	0	0
ROBBERY	2	5	17	19	10.5-	1	0	10	3	3
ASSAULT (AGGRAVATED)	3	3	76	75	1.3	1	0	13	4	4
BURGLARY	18	25	390	469	16.8-	0	2	27	8	8
LARCENY	129	146	1727	1848	6.5-	26	2	210	78	78
MOTOR VEHICLE THEFT	12	16	135	165	18.2-	0	0	7	1	1
ARSON	0	0	25	28	10.7-	0	0	4	0	0
TOTAL PART I INCIDENTS	164	195	2378	2610	8.9-	28	4	272	94	94
CRIM. SEX. COND. II & IV	1	0	6	5	20.0	0	0	0	0	0
ASSAULT (NON-AGGRAVATED)	30	18	290	266	9.0	2	0	12	4	4
FORGERY/COUNTERFEITING	1	1	11	10	10.0	1	0	2	0	0
FRAUD	14	3	137	111	23.4	0	0	10	1	1
EMBEZZLEMENT	1	0	21	10	110.0	0	0	4	1	1
STOLEN PROPERTY	0	0	7	2	250.0	0	0	17	3	3
VANDALISM	65	77	1045	1021	2.4	0	0	19	2	2
WEAPONS	2	0	15	11	36.4	1	0	9	0	0
PROSTITUTION & COMM VICE	0	0	1	0	+	0	0	0	0	0
SEX OFFENSES	2	1	28	29	3.4-	0	0	3	0	0
NARCOTIC DRUG LAWS	1	2	31	24	29.2	1	0	18	0	0
FAMILY AND CHILDREN	0	1	16	15	6.7	0	0	1	0	0
OPER UNDER THE INFLUENCE	19	13	200	86	132.6	18	0	196	0	0
LIQUOR LAWS	8	3	149	32	365.6	16	0	299	29	29
DISORDERLY CONDUCT	10	2	67	65	3.1	7	0	48	6	6
VAGRANCY	0	0	18	20	10.0-	0	0	58	3	3
OTHER PART II OFFENSES	27	18	447	347	28.8	4	0	142	27	27
TOTAL PART II INCIDENTS	181	139	2489	2054	21.2	50	0	838	76	76
TOTAL PART I AND II	345	334	4867	4664	4.4	78	4	1110	170	170
RUNAWAY/RECOVERED RUNAWAY	7	6	79	79	0.0	0	0	0	0	0
ESCAPE CUSTODY/TRUANCY	0	0	2	0	+	0	0	0	1	1
ALL OTHER JUV COMPLAINTS	3	3	52	34	52.9	0	0	0	10	10
WARRANTS	16	16	236	135	74.8	17	0	259	0	0
TRAFFIC ACC/PROP DAMAGE	278	330	2882	2794	4.0-	0	0	0	0	0
TRAFFIC ACC/PERS INJURY	52	47	566	627	9.7-	0	0	0	0	0
TRAFFIC ACC/FATALITIES	0	0	3	2	50.0	0	0	0	0	0
WATERCRAFT/SNOWMOBILE COM	0	0	8	2	300.0	0	0	2	0	0
ALL OTHER VEH COMPLAINTS	31	23	479	428	11.9	3	0	61	8	8
SICK / INJURY COMPLAINTS	15	15	190	175	8.6	0	0	1	0	0
MISC PART III COMPLAINTS	93	74	1269	973	30.4	0	0	7	0	0
TOTAL PART III INCIDENTS	495	514	5568	5249	6.0	20	0	330	19	19
TOTAL PART V FIRE INCIDS	4	2	47	41	14.6	0	0	1	0	0
TOTAL PART VI INCIDENTS	0	0	3	0	+	0	0	0	0	0
***** DEPARTMENT TOTALS	844	850	10483	9954	5.3	98	4	1441	189	189

*----- DESCRIPTION -----*	CURRENT PERIOD	LAST YR SAME PD	CURRENT Y-T-D	LAST Y-T-D	YEAR TO DATE PERCENT CHANGE	CUR ADULT	PD JUVENILE	ARRESTS ADULT	Y-T-D ARRESTS JUVENILE
MURDER/HOMIC. (WILLFULL)	0	0	2	0	+	0	0	1	1
CRIM. SEX. COND. I & III	0	0	2	1	100.0	0	0	0	0
ROBBERY	0	0	1	2	50.0-	0	0	3	0
ASSAULT (AGGRAVATED)	1	2	6	12	50.0-	2	0	2	0
BURGLARY	7	7	72	85	15.3-	0	0	7	0
LARCENY	8	10	171	152	12.5	0	0	6	0
MOTOR VEHICLE THEFT	1	0	15	22	31.8-	0	0	0	0
ARSON	0	1	4	3	33.3	0	0	1	0
TOTAL PART I INCIDENTS	17	20	273	277	1.4-	2	0	20	1
CRIM. SEX. COND. II & IV	1	0	1	4	75.0-	0	0	0	0
ASSAULT (NON-AGGRAVATED)	3	5	43	52	17.3-	0	0	2	0
FORGERY/COUNTERFEITING	0	0	4	1	300.0	0	0	1	0
FRAUD	2	1	18	19	15.8-	0	0	0	0
EMBEZZLEMENT	0	0	0	1	100.0-	0	0	0	0
STOLEN PROPERTY	0	0	0	0	+	0	0	2	0
VANDALISM	8	15	109	119	8.4-	0	0	1	0
WEAPONS	0	0	3	3	0.0	0	0	1	0
SEX OFFENSES	0	0	4	4	0.0	0	0	1	0
NARCOTIC DRUG LAWS	0	0	1	3	66.7-	0	0	1	0
FAMILY AND CHILDREN	0	0	3	0	+	0	0	0	0
OPER UNDER THE INFLUENCE	1	2	25	16	56.3	0	0	24	0
LIQUOR LAWS	0	0	3	7	57.1-	0	0	7	1
DISORDERLY CONDUCT	1	0	6	6	0.0	1	0	5	0
VAGRANCY	0	0	1	1	0.0	0	0	0	0
OTHER PART II OFFENSES	4	5	63	81	22.2-	0	0	6	0
TOTAL PART II INCIDENTS	20	28	282	317	11.0-	1	0	51	1
TOTAL PART I AND II	37	48	555	594	-6.6-	3	0	71	2
RUNAWAY/RECOVERED RUNAWAY	1	0	10	20	50.0-	0	0	0	0
ESCAPE CUSTODY/TRUANCY	0	0	1	0	+	0	0	0	1
ALL OTHER JUV COMPLAINTS	1	0	2	7	71.4-	0	0	0	0
WARRANTS	2	3	23	22	4.5	2	0	27	0
TRAFFIC ACC/PROP DAMAGE	20	36	207	232	10.8-	0	0	0	0
TRAFFIC ACC/PERS INJURY	4	8	80	70	14.3	0	0	0	0
TRAFFIC ACC/FATALITIES	1	0	3	0	+	0	0	0	0
WATERCRAFT ACC/PROP DAMAG	0	0	1	1	0.0	0	0	0	0
WATERCRAFT/SNOWMOBILE COM	0	0	1	1	0.0	0	0	0	0
ALL OTHER VEH COMPLAINTS	3	5	42	31	35.5	0	0	7	1
SICK / INJURY COMPLAINTS	4	2	22	17	29.4	0	0	0	0
MISC PART III COMPLAINTS	11	12	183	184	0.5-	0	0	1	0
TOTAL PART III INCIDENTS	47	66	575	585	1.7-	2	0	35	2
TOTAL PART V FIRE INCIDS	1	0	15	8	87.5	0	0	1	0
***** DEPARTMENT TOTALS	85	114	1145	1187	3.5-	5	0	107	4

80