



L. BROOKS PATTERSON
COUNTY EXECUTIVE

FISCAL YEAR 2013 – FISCAL YEAR 2015 BUDGET
AND
GENERAL APPROPRIATIONS ACT

July 1, 2012



GOVERNMENT FINANCE OFFICERS ASSOCIATION

*Distinguished
Budget Presentation
Award*

PRESENTED TO

Oakland County

Michigan

For the Triennium Beginning

October 1, 2009

President

Executive Director

OAKLAND COUNTY

AUG 07 2012

Research Library

The Governmental Finance Officers Association of the United States and Canada (GFOA) presented a Distinguished Budget Presentation Award to Oakland County, Michigan for its triennial budget for the triennium beginning October 1, 2009. In order to receive this award, a governmental unit must publish a budget document that meets program criteria as a policy document, as an operations guide, as a financial plan, and as a communications device.

Oakland County received this award for the FY 2010 thru FY 2012 Program Budget book. This award is valid for a period of three years only. We believe our current budget continues to conform to program requirements, and we are submitting it to GFOA to determine its eligibility for another award.

TABLE OF CONTENTS

<u>Description</u>	<u>Page Number</u>
Introduction	
County Executive Budget Message	I
General Information	
General Appropriations Act	1
Financial/Budgetary Information	13
Revenue Summary	27
Revenue Descriptions	32
Expenditure Summary.....	37
Salary and Position Information	
Countywide Organization Chart	43
Report on Tuition, Emergency Salary, Summer Employee and Class/Rate Change Budgets	44
Summary of Position Requests, Transfers and Reclassifications	49
General Fund/General Purpose Operations	
Circuit Court	62
District Courts.....	77
Probate Court	95
Prosecuting Attorney.....	103
Sheriff	115
County Clerk/Register of Deeds	140
Treasurer	156
Board of Commissioners Department Summary	160
Board of Commissioners.....	163
Library Board	165
Water Resource Commissioner.....	167
County Executive Department Summary.....	170
County Executive – Administration.....	172
County Executive – Executive Support	174
Auditing	175
Corporation Counsel.....	177

TABLE OF CONTENTS

Description	Page Number
Management & Budget Department Summary.....	179
Management & Budget Administration.....	182
Purchasing.....	183
Equalization	185
Fiscal Services	187
Central Services Department Summary.....	190
Central Services Administration.....	193
Support Services	195
Facilities Management Department Summary.....	199
Facilities Management Administration.....	201
Facilities Engineering Division.....	203
Capital Improvement Program.....	205
Human Resources Department Summary	208
Human Resources - Administration.....	210
Human Resources – Workforce Management	212
Human Resources – Benefits Administration.....	214
Health and Human Services Department Summary.....	216
Health and Human Services Administration.....	222
Health Division	224
Children’s Village.....	229
Homeland Security	232
Public Services Department Summary	235
Public Services Administration.....	239
Veterans’ Services.....	240
Community Corrections.....	242
MSU Extension - Oakland County	244
Medical Examiner	246
Animal Control	249
Animal Control Adoption Fees.....	252
Circuit Court-Probation	253
Economic Development and Community Affairs Department Summary	254
Economic Development and Community Affairs Administration	257
Planning and Economic Development Services	259

TABLE OF CONTENTS

Description	Page Number
Community and Home Improvement Administration	262
Workforce Development.....	263
Non-Departmental Operations	264
Non-Departmental Transfers.....	267
Non-Departmental Appropriations Descriptions	268
Non-Departmental Transfers to County Operations	271
Organizational Charts/Position Salary and Position Summaries	
Position History	272
Salary and Fringe Benefit Summaries	275
Countywide Organizational Chart	284
Circuit Court	285
District Courts.....	293
Probate Court	299
Prosecuting Attorney.....	300
Sheriff	305
County Clerk/Reg. of Deeds	314
Treasurer	319
Board of Commissioners.....	323
Administration	324
Library Board.....	325
Parks and Recreation.....	326
Water Resource Commissioner.....	336
County Executive Departments	340
County Executive Administration.....	340
Management & Budget	344
Central Services	355
Facilities Management	359
Human Resources	363
Health and Human Services.....	367
Public Services.....	379
Information Technology.....	386
Economic Development and Community Affairs.....	391

TABLE OF CONTENTS

Description	Page Number
Special Revenue Funds / Non-Grant	
County Veterans' Trust Fund #21120.....	396
MI Child #21115.....	397
Register of Deeds Automation Fund #21160.....	398
Revenue Sharing Reserve Fund #21140.....	399
Waste Resource Management Administration Grant #21175.....	400
Oakland Enhancement Funds	
Oakland Enhancement Funds - Business Finance Corp Personnel (BFC) #21184	401
Oakland Enhancement Funds - Economic Development Corp. #21180	403
Friend of the Court Funds	
Friend of the Court Fund (FOC/Sheriff's Office) #27100.....	405
Special Revenue Funds - Grants	
Oakland Brownfield Initiative Funds	
Brownfield Consortium Assessment #29411.....	408
Multi-Organizational Grant Funds	
Community Corrections Comprehensive Grant #27370.....	409
Energy Efficiency Grant #29580.....	411
Juvenile Accountability Block Grant (JABG) –Prosecutor/Circuit Ct #27365	412
Law Enforcement Block (JAG Grant) Sheriff/Prosecutor/Circuit Ct/Comm Corr #27375.....	414
Workforce Development Grant Funds	
Workforce Development Grants #29800 - 29899.....	416
Law Enforcement Grant Funds	
ARRA NET Restore Byrne JAG #27349	415
ARRA 2009 Sheriff CLEMIS Bryne JAG #27342.....	419
Auto Theft Prevention Authority (ATPA) Grants #27310	420
CLEMIS Biometric ID Devices #27337	422

TABLE OF CONTENTS

Description	Page Number
Criminal Justice Training Grant #27340.....	423
Drug Policy Grant (Sheriff/Prosecutor/Health) #27320	424
JAG (FY 11 – 14) #27366	426
Prosecutor Cooperative Reimbursement Grant #27315.....	427
Prosecutor – Victims of Crime Act (VOCA) Grant #27325.....	429
Recovery Act Bryne JAG #27374.....	431
Sheriff Secondary Road Patrol Fund #27345.....	433
Copsmore Grants	
PSP and COPS Program Grant #27420	435
Housing and Community Development Grant Funds	
Community Development Block Grants #29701	436
CDBG-R #29715	439
Emergency Shelter Grants #29704.....	440
Home Investment Partnership Grants #29711	441
Housing Counseling Grants #29706	443
Homelessness Prevention Grant #29720	444
MSHDA Counseling #29725	446
Neighborhood Stabilization Program (NSP) Grant #29730	447
Neighborhood Stabilization Program (NSP) #3 Grant #29729	449
Human Service Grant Funds	
Child Care Grant #28010.....	451
Child Lead Poisoning Grant #29529.....	452
CMH OSAS Medicaid #28565	454
Health - Aids Counseling Grant #28557.....	456
Health – Adolescent Screening Grant #28310	458
Health - Bioterrorism Grant #28605	460
Health – Early Warning Infectious Diseases #28307.....	463
Health – Environmental Health Grants #28597	464
Health – FIMR (Fetal Infant Mortality Review #28552	465
Health – Healthy Communities Planning Grant #28320	466

TABLE OF CONTENTS

<u>Description</u>	<u>Page Number</u>
Health – Immunization Action Plan #28550	468
Health - MCH Block Grant #28563	470
Health - MDPH – OSAS Grant #28249	472
Health – Nurse Family Partnership #28607	475
Health – Second Chance #28014	476
Health – Tobacco Reduction #28315	477
Health - TB Outreach Grant #28556	479
Health - Vaccines for Children Grant #28560	481
Health - WIC Grant #28553	483
OSAS Adult Benefit Waiver Grant #28227	486
 Other Grant Funds	
Animal Control Grants #29215	488
Arts, Culture and Film Grants #29210	489
Clerk Survey/Remonumentation Grant #29220	490
Domestic Preparedness Equipment #29340	492
Economic Development Special Projects Grant #29255	494
FEMA Grants #29330	495
FOC Access & Visitation Grant #27120	497
Rouge Oakland Community Public Service Announce Grant #29473	498
Wireless Oakland Initiative #29320	499
 Judicial Grants Funds	
ARRA Michigan Mental Health Court Grant #27177	500
Circuit Court Adoption Incentive #27125	501
Drug Court Circuit Adult Grant (SCAO) #27130	502
Drug Court Circuit Juvenile Grant (SCAO) #27140	503
Drug Court District 52/1 SCAO Grant #27150	504
Drug Court District 52/3 SCAO Grants #27165	505
Michigan Mental Health Court Grant #27175	506

TABLE OF CONTENTS

<u>Description</u>	<u>Page Number</u>
Proprietary Funds	
Enterprise Funds	
CLEMIS Fund (Courts and Law Enforcement Management Information System).....	507
County Airports.....	511
Delinquent Personal Property Tax Administration Fund.....	518
Delinquent Tax Revolving Fund.....	516
Fire Records Management Fund.....	520
Parks and Recreation Fund.....	523
Radio Communications Fund.....	530
Water Resource Comm/Sewage Disposal Systems.....	534
Water Resource Comm/Water and Sewer Trust Funds.....	538
Internal Service Funds	
Building & Liability Insurance Fund.....	542
Drain Equipment Fund.....	545
Facilities, Maintenance & Operations Fund.....	549
Facilities, Maintenance & Operations – Budget by Building.....	553
Facilities, Maintenance & Operations – Building Space Allocations.....	554
Facilities, Maintenance & Operations – Capital Budget Plan.....	559
Facilities, Maintenance & Operations – Maintenance Projects.....	560
Fringe Benefits Fund.....	562
Information Technology Fund.....	564
Mailing/Convenience Copier/Printing Fund.....	570
Motor Pool Fund.....	573
Office Equipment Fund.....	580
Telephone Communications Fund.....	582
Appendix	
Share of County Indebtedness.....	585
Bond and Interest Redemption Funds.....	587

INTRODUCTION



L. BROOKS PATTERSON, OAKLAND COUNTY EXECUTIVE

**OAKLAND COUNTY, MICHIGAN
COUNTY EXECUTIVE BUDGET MESSAGE
FISCAL YEARS 2013, 2014, AND 2015 TRIENNIAL
OPERATING AND CAPITAL BUDGETS**

To the Board of Commissioners and Citizens of Oakland County:

I am pleased to present the Fiscal Year 2013-2015 Triennial Budget Recommendation for your review and approval. Promulgated in accordance with the Unified Form of County Government Act, 1973 P.A. 139, and the Uniform Budgeting and Accounting Act for Local Units of Government, 1968 P.A. 2, as amended, the General Fund/General Purpose Estimated Revenue and Appropriations are balanced at \$417,894,807 for Fiscal Year 2013, \$424,271,405 for Fiscal Year 2014, and \$428,639,468 for Fiscal Year 2015. The total budget for all funds amounts to \$775,464,839 for Fiscal Year 2013, \$782,091,068 for Fiscal Year 2014, and \$786,148,971 for Fiscal Year 2015.

For several decades, Oakland County was one of the few governments in America to operate on a biennial budget. Three years ago we expanded our biennial planning efforts and established a triennial approach, adopting a three-year line item budget. Continuing that effort, this budget recommendation presents a balanced triennial budget for FY 2013 through FY 2015. If I had to identify the primary factors responsible for our financial management successes, they would be our committed adherence to long range planning and budgeting practices. It is forward planning coupled with action that separates Oakland County from the other counties in Michigan and the nation. Our forward planning coupled with action is why we are recognized by Moody's Investors Service and Standard & Poor's as the very best at maintaining fiscal stability, even in turbulent economic times.

INTRODUCTION

The National Advisory Council on State and Local Budgeting (NACSLB) defines the budget process as a set of activities that encompass the development, implementation, and evaluation of a plan for the provision of services and capital assets. A good budget process consists of far more than the preparation of a legal document appropriating funds for a series of line-items. Instead, a good budget process involves political, managerial, planning, communication, financial dimensions, and is characterized by the following essential features:

- Incorporates a long-term perspective
- Establishes linkages to broad organizational goals
- Focuses budget decisions on results and outcomes
- Involves and promotes effective communication with stakeholders
- Provides incentives to management and employees

These five features are characteristic of a budget process that moves beyond the traditional concept of line-item expenditure control, providing incentives and flexibility to managers that can lead to improved program efficiency and effectiveness.

The Government Finance Officers Association (GFOA) of the United States and Canada has established an Award Program for Distinguished Budget Presentation. The GFOA Award Program recognizes budget publications that adhere to a strict set of criteria leading to exemplary budget documents. Eligible budgets are evaluated by three independent out-of-state practitioners who are members of GFOA's Budget Review Panel. Eligible budgets are evaluated based on four categorical guidelines:

- The budget as a Policy Document
- The budget as a Financial Plan
- The budget as an Operations Guide
- The budget as a Communications Device

Oakland County is proud to be one of the 33 units of Michigan government, out of more than 1,800 governmental units, that have been accorded the Award for Distinguished Budget Presentation by the GFOA. We can all be proud that in 1984 when the GFOA award program was first initiated, Oakland County was the first governmental unit in Michigan, and only the 11th in the nation, to achieve this distinction. Even more impressive, Oakland County has received the Distinguished Budget Presentation Award for every multi-year budget submitted since that time, 27 years' recognition of excellence. Oakland County's continuing commitment to budgeting excellence is further demonstrated by the County's support of the GFOA national program for improved budget development practices as evidenced by the involvement of the Department of Management & Budget staff as Budget Review Panel members.

The hallmark of the County's focus on long-term financial planning is the preparation and adoption of a Triennial Budget which includes a summarized five-year forecast. However, the budget process does not stop with the adoption of the Triennial Budget. Our frequent analyses and budget amendment process ensures that the budget and long-term financial plan remains current. In accordance with 1973 P.A. 139, the County Executive is required to report the current financial condition of the County to the Board of Commissioners on a quarterly basis. We exceed this requirement by not only reporting the current financial condition of the County each quarter, but we also provide a quarterly forecast of the projected financial condition of the County at the close of the current fiscal year. These reports include a comparison of the amended budget to the forecasted amounts and explanations for major variances. Any recommended budget amendments are presented at that time.

Oakland County's budget is unique in comparison with other government budgets because it is a "rolling" Triennial Budget. Upon adoption of the detailed line-item budget for the next three fiscal years, the Triennial Budget is considered a "rolling" budget – when the budget is amended (with quarterly forecasts and also by individual resolutions), the detailed amendment reflects the impact by line item for both the remainder of the current fiscal year and the subsequent two fiscal years. This process ensures that the budget remains current for all three years. Ultimately, during next year's budget process, the budget as amended for the two subsequent years (e.g. FY 2014 and FY 2015 for this Recommended Triennial Budget) will simply "roll" forward and the third year will be added (e.g. FY 2016).

In addition to the Distinguished Budget Presentation Award, Oakland County has also received the GFOA Certificate of Achievement for Excellence in Financial Reporting for its Comprehensive Annual Financial Report (CAFR) and the GFOA Popular Annual Financial Reporting Award. This is truly an outstanding achievement as Oakland County is one of only seven units of government in the entire state to receive all three awards. All three Oakland County GFOA award-winning reports can be viewed on the internet at http://www.oakgov.com/fiscal/info_pub/.

Additional budgetary and financial information can be obtained by visiting Oakland County's dashboard which can be accessed at <http://www.oakgov.com/dashboard/>.

FINANCIAL OUTLOOK

OAKLAND COUNTY'S ECONOMY

Overview

Incorporated in 1820, Oakland County covers an area of approximately 910 square miles with a population of 1.2 million. The County's reputation as a world class community is due not only to its renowned business environment, but is also due to many attributes that contribute to an excellent quality of life.

Oakland County has been recognized as one of the most prosperous counties in the nation. Over half of the County's residents have a college degree with about 42% having attained a bachelor's degree and nearly 18% have post-graduate degrees. In comparing Oakland County with 35 other prosperous counties of similar population throughout the nation, economists rank Oakland County twelfth overall with respect to number of residents with higher education, lower occurrence of child poverty, higher income levels, and number of residents working in professional and managerial occupations.

A home, place of business, lifestyle . . . whatever you're seeking, chances are you'll find it in one of Oakland County's many distinctive communities, a diverse mix of urban and rural communities with many scenic natural settings as well as thriving downtowns. Oakland County has the perfect fit for every income, lifestyle, and taste. Quality-of-life advantages include 88,000 acres of park land, over 1,400 fresh-water lakes and the headwaters of five major rivers, 76 public and private golf courses, as well as miles of trails and pathways for hiking, biking and horseback riding. There are a wide variety of shopping experiences ranging from small boutiques along quaint village main streets to large high-end multi-level malls. Multiple institutions of higher-learning and cultural entertainment venues are abundant. Whether you're looking for a place to call home, raise a family, work or spend leisure time, there's a community with your name on it in Oakland County.

The Beginning of an Economic Recovery in Oakland County

The decade which ushered in the new millennium was painfully challenging for the entire state of Michigan. It was one of the longest and most severe economic recessions in our state's history. From 2000 through 2010, the number of employed people in Michigan decreased by over 760,000. Oakland County lost more than 147,000 jobs during that period. The largest annual job loss in the County's history occurred in 2009 when 9% of the workforce countywide was affected with nearly 60,000 jobs lost.

The prolonged Michigan economic downturn eventually resulted in our state having the highest annual unemployment rate in the nation from 2006 through 2009. The history of annual unemployment rates for the period 2000 through 2011 for Oakland County, Michigan, and the United States are provided in Chart 1, which is located within the appendix to this budget message. As can be seen in that chart, unemployment peaked in 2009 when the annual rate was 12.9% for Oakland County, 13.4% for Michigan, and 9.3% nationally. Since then, the unemployment rate has been decreasing (improving) at a faster rate proportionally for Oakland County and Michigan when compared to the national rate. The latest unemployment data available from the U.S. Bureau of Labor Statistics for Oakland County is for May 2012, which reports the unemployment rate for Oakland County is now 8.6%, a significant improvement from the 2011 annual rate of 10.0%.

Oakland County's per capita personal income (PCI) rose by 3.28% from 2009 to 2010 while total personal income rose by 3.4% compared to an increase of 3.3% for the State of Michigan and 3.7% for the nation. Nevertheless, over the past five years, Oakland County's PCI decreased by 4.64%; yet at \$49,917, Oakland County's PCI remains the highest in the State of Michigan and 11th highest nationally among counties with more than 1 million residents.

While data indicates that the U.S. economy is now in recovery and that we are seeing evidence of a local recovery, most economists would agree that it will be a slow and long rebound until full recovery. While unemployment rates are now declining, there are many people who are still unemployed or underemployed and many people who have left the workforce and, thus, are not included in the calculation of the unemployment rate. The international economic turbulence, particularly in the Eurozone with several countries in financial crisis, has resulted in an unstable and volatile stock market. Here in the U.S., there is uncertainty regarding how the government will resolve the federal deficit - whether it will be resolved through tax increases, deep budget cuts, or some combination thereof. The effect is a drag on the economic recovery since many companies which might otherwise expand and create jobs are instead preserving available cash reserves just in case there is another looming worldwide recession or until stability and certainty can be restored through governmental reforms around the world.

In 2011, Oakland County experienced the beginning of an economic recovery locally, experiencing our second best year for job growth since 1994. The 23,426 new jobs created last year in Oakland County – more than double the number that economists had projected – exceeded expectations and constituted almost one-third of all new jobs created in Michigan in 2011. As illustrated in Chart 2 located within the appendix to this budget message, economists George A. Fulton and Donald R. Grimes from the University of Michigan are projecting that more than 33,700 new jobs will be added in Oakland County over the next three-year period from 2012 through 2014. The Economic Outlook Report can be viewed on the internet at <http://www.advantageoakland.com/ResearchPortal/Documents/econoutlookreport.pdf>.

“Full employment” is a Herculean effort but we believe it is within Oakland County’s reach. What is 18,174? That’s the number of jobs that need to be created in Oakland County to get its unemployment rate down to 5%, a rate which economists call “full employment.” We have printed that number on posters hanging throughout the Department of Economic Development & Community Affairs and other County departments to remind employees tasked with attracting companies that the goal of “full employment” is our objective, a goal within reach utilizing the County’s multiple job creation and economic diversification initiatives such as Emerging Sectors and Medical Main Street.

Since I began as County Executive in 1993, the focus of my administration has been to diversify Oakland County’s economic base to hedge against downturns in single sectors, such as what occurred in the automotive sector. While it is unrealistic to believe that our local economy will ever be recession-proof, our goal is to become more recession-resistant. Clearly, our future is tied to the knowledge based economy. Aided by the commitment and support of the Board of Commissioners, this focus has resulted in the establishment and execution in Oakland County of programs that address the transformational change occurring in Michigan’s private employment sector, economic development programs we believe will pay dividends well into the future.

Perhaps the primary forward-looking economic development program is Oakland County’s Emerging Sectors initiative. Looking out 10, 20, and in some cases 30 years, our researchers endeavored to identify those areas that promised to be at the core of the 21st Century’s thriving economic growth. The top emerging sectors were identified and chosen to be the targets of our program, which include:

- Advanced Electronics & Controls
- Advanced Materials & Chemicals
- Aerospace
- Alternative Energy & Power Generation
- Communications & Information Technology
- Defense & Homeland Security
- Film & Digital Media
- Medical Main Street (Life Sciences)
- Robotics & Automation
- Water Technologies

Oakland’s Emerging Sectors initiative is proving to be an unqualified success. Since the inception of Emerging Sectors, nearly \$2 billion in private investment has created 26,000 jobs and retained more than 11,000 jobs. Out of the 10 emerging sectors, Alternative Energy, Life Sciences and Information Technology are our fastest growing sectors. For example, 87 technology companies located in Oakland County during the past 5 years, a period that includes the worst years of the national recession.

Medical Main Street brings together a unique alliance of world-class hospitals, universities, medical device and bio-pharmaceutical companies as well as some of the country’s top medical professionals. These diverse sectors have joined to create a global center of innovation in health care, research and development, education and commercialization in the life sciences industry. Oakland County’s health care and life science companies and organizations employ more individuals than the Mayo and Cleveland Clinic regions combined. Additional information about Medical Main Street and Emerging Sectors can be obtained by visiting www.advantageoakland.com.

Since its inception nearly three years ago, Medical Main Street has seen 26 life sciences companies locate/expand in Oakland County, investing over \$240 million and creating over 1,900 new jobs in our community. That development, coupled with the new Oakland University William Beaumont School of Medicine, will soon place Oakland County, Michigan in top 10 of the nation’s most vibrant life sciences clusters.

Automation Alley is another award-winning economic development initiative which was envisioned by the Oakland County administration in 1997 as part of the effort to preserve and grow our economic base. The Alley was recognized in 2008 by President George W. Bush with the Presidential E Award for Excellence in Exporting. The E Award, established in 1961 by President John F. Kennedy to recognize the achievements of individuals and organizations in promoting and increasing American exports, is the highest honor the Federal government bestows in that particular area.

Automation Alley began with 44 members located in Oakland County. The Alley is a high-tech branding initiative designed to assist businesses in retaining and attracting the skilled workforce required by the region's technology companies. It is a partnership between business, government, and education. Since its inception, the Alley has evolved to become regional in focus and membership. Having established its headquarters in the City of Troy, an Oakland County community, the Alley works to promote, support and develop high tech industries throughout southeastern Michigan. Since its beginning in 1997, Automation Alley has grown to over 1,000 members spanning an eight county area. It has attained national and global recognition as a technology consortium capable of competing with the world's best and brightest. The Alley has conducted 14 trade missions around the world, creating more than 900 new jobs and garnering more than \$166 million in contracts for the participating companies. For more information, visit their website at automationalley.com.

Oakland County's economic development initiatives are bound together by the common denominator of high-tech, high-quality, and high-paying jobs. These jobs naturally fit with Oakland County demographics of highly skilled, educated professionals. And while the domestic automotive industry went through an unprecedented restructuring which resulted in fewer manufacturing jobs locally over the past several years, much of the automotive research and development remains because of the education, talent, and experience that reside locally. On January 11, 2012, the Detroit Free Press published a story with the following headline: "***Oakland County Leads in Job Growth.***" The first paragraph of the article reads: "From June 2010 to June 2011, Oakland County had the ninth largest increase in employment of the nation's 322 largest counties, according to data released Tuesday by the U.S. Bureau of Labor Statistics." The impact of our successful economic development initiatives on our local economy and for the State of Michigan is clear.

Oakland County's Tax Base

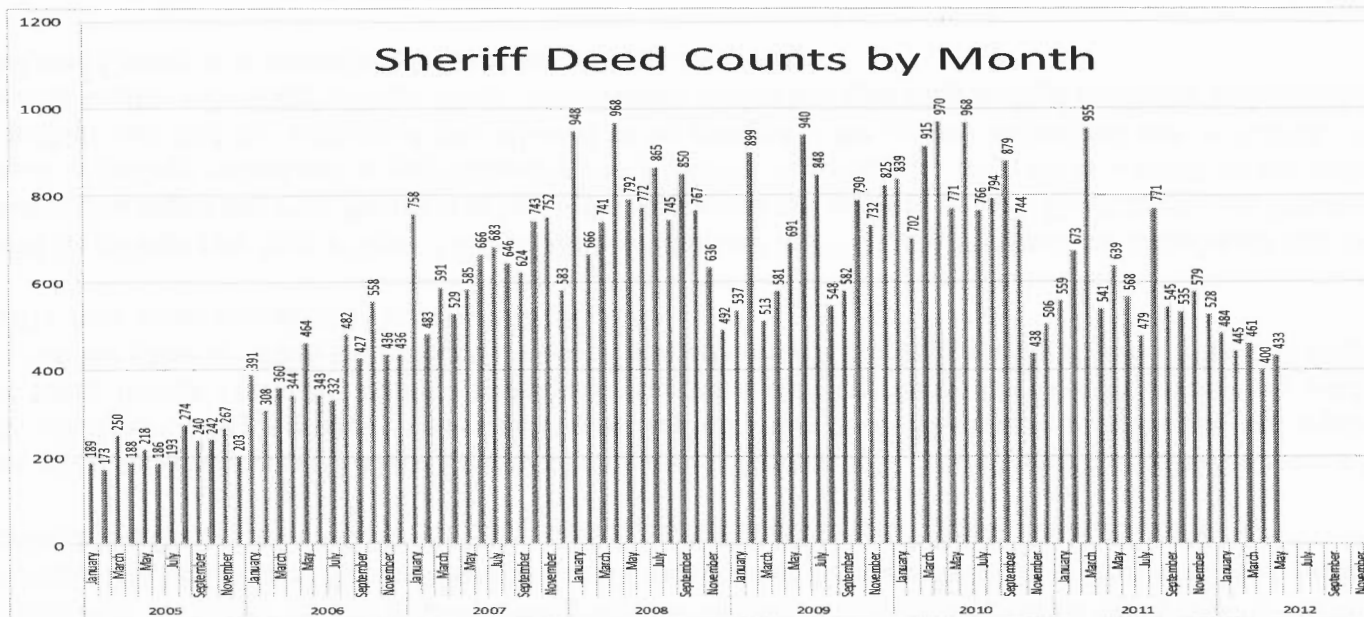
Oakland County has not escaped the adverse impact which the negative real estate market has had on our state and nation. The real estate downturn has proven to be a severe problem nationally, causing record-setting numbers of property foreclosures and declining property values. In comparison with the rest of the country, the real estate market began trending downward earlier in southeast Michigan because of the magnitude of job losses in the region.

Oakland County's centralized land record system, maintained on behalf of its cities, villages and townships, has allowed County managers to recognize the negative impact on Oakland County's tax base caused by declining property values well before almost any other governmental entity in Michigan. In 2006, we realized that the trend, if it continued, would create downward pressure on the real estate market, particularly in the residential segment. Recognizing that foreclosures are one of the leading indicators of changes in the housing market, the County began closely monitoring foreclosure rates on a monthly basis at that time. Such data is very important to monitor since declining real estate values negatively impact the County's budget, which is discussed in more detail subsequently within this budget message.

As can be seen in Chart 3 located within the appendix section of the budget message, the number of property foreclosures in Oakland County increased dramatically in the latter half of the past decade. More than 42,000 Sheriff deeds were issued for property foreclosures during the peak five-year period from 2007 through 2011.

A chain of events started with the increase in foreclosed properties in 2006. The foreclosures created a large inventory of homes for sale - an increase in supply. The situation became worse with the sudden decrease in the demand for real estate due to rising unemployment. It became difficult for employed potential homebuyers to obtain mortgage loans after the credit freeze following the panic caused by the 2008 financial market crash and, consequentially, tighter mortgage regulations. With the supply of homes on the market vastly exceeding demand, there was a dramatic drop in real estate values. As real estate values fell and as distressed property sales increasingly dominated the already-weak housing market, it became difficult for homebuyers to obtain a sufficiently valued home appraisal to satisfy the lender, putting further downward pressure on the market.

The following graph illustrates the declining trend in the number of Sheriff deed foreclosures thus far in 2012. If this trend continues, there could be an estimated 5,300 total foreclosures for 2012 or lower. Although close to the level of foreclosure activity experienced in 2006 before the foreclosures peaked in the subsequent 5-year period, it is still significantly higher than the typical amount of foreclosure activity historically experienced in Oakland County prior to the Great Recession.



Total assessed property values in Oakland County began a decline beginning in 2008 (see chart 4 in the appendix). In Michigan, assessed value approximates 50% of market value. It is important to note that values for governmental assessing purposes lag real estate sales by up to two years, meaning that the real estate market value decline began before being recognized in 2008 for assessment purposes. Based on the most recent values published in the 2012 Oakland County Equalization Report, total assessed value in the County has fallen by more than 34% since 2007. However, the rate of decline is now slowing with the decrease in the 2012 valuation being -3.08% countywide. There were a few communities within Oakland County that experienced a small increase but the majority of communities still had decreases. (Equalization Reports are available on the County's website at http://www.oakgov.com/equal/info_pub/equal_equal_rpt.html.)

Despite the impact of the weak economy, Oakland County's home ownership rate of 75.5% is higher than both the State's 74.6% and the U.S. average of 66.9%. Oakland County's property values remain the highest value of all 83 counties in Michigan, and represents 14.5% of the state's total value (even though Oakland County's population represents only approximately 10% of Michigan's total). The majority of Oakland County's taxable value is within the residential class of property, which is approximately 69.2% of the total property tax base. The average price in 2011 for a home in Oakland County was \$190,324.

The County reduced its millage rate from a high of 4.4805 mills (authorized in 1993) to 4.1900 and has maintained that low rate even during recent years of budget challenges and even though it is below the authorized rate allowed by law. The property tax "returned" to the County's taxpayers as a result of millage reductions is approximately \$61.8 million over the past 15 years as a result of the difference between the county's 4.1900 millage rate and the authorized rate allowed to be charged – the current authorized rate is 4.2240. (See chart 5 in the appendix for historical taxable values and millage rates). Maintenance of this low operating millage continues to demonstrate to residents and businesses that Oakland County is an attractive place to live or locate a business.

There are several leading indicators which offer some encouraging signs that perhaps we are beginning an impending recovery in the real estate market in Oakland County: a decline in the foreclosure activity as previously mentioned; improved employment data; building permit activity in some communities, which was almost nonexistent over the past several years; financial institutions now seem motivated to participate in short-sale negotiations; the average number of days on the market has decreased for listed homes; the clearing of the back-log of assessment challenges in the Michigan Tax Tribunal; and a decreasing inventory of foreclosed or distressed homes for sale.

THE FINANCIAL CONDITION OF OAKLAND COUNTY GOVERNMENT

Oakland County employs policies and practices designed to ensure its continuing ability to provide quality services despite economic or budgetary challenges. Oakland County government's strong financial position is primarily a reflection of its adherence to policies and practices that result in strong long-term financial planning, low debt obligations, and maintaining responsible fund balance amounts in conformance with GFOA Recommended Practices.

Under Michigan law, the maximum amount of debt that could have been issued by Oakland County in 2011 was \$5.25 billion or 10% of its State Equalized Value. However, operating under the fiscally conservative policies of the County Executive, County Treasurer, and Board of Commissioners, as of the close of Fiscal Year 2011 Oakland County had incurred outstanding debt of \$798.6 million, only 15.2% of the permissible level. Of the total amount of debt issued, \$641.4 million was issued by the County as the primary governmental unit. In addition to the County's primary debt, the County pledged its full faith and credit as secondary obligor in the amount of \$157.2 million for Drainage District component unit debt.

With the exception of the annual issuance of limited taxing authority notes related to delinquent tax receivables, Oakland County's practice is to issue debt only for the purchase and/or construction of capital assets or to fund long-term liabilities such as the retirees' healthcare obligation. Any decision to issue debt, as opposed to using current resources or fund balance, is made only after it is determined to be fiscally advantageous to do so.

The majority of Oakland's pledged debt, approximately \$185.1 million, was issued to finance water, sewer, lake level, and drainage district projects. That debt will be repaid from special assessments levied by the local communities against the users of those systems. Another \$50 million of the total debt represents short-term tax notes issued to purchase delinquent tax receivables from governments within Oakland County. That debt is repaid from the interest and penalties associated with those delinquent taxes. Of approximately \$79.8 million debt outstanding through the Building Authority, \$3.4 million was issued on behalf of the City of Rochester Hills for the Sheriff Substation, \$19.2 million was issued on behalf of the City of Pontiac to refinance debt outstanding and complete the Phoenix Center, and \$5.5 million was issued to assist the Oakland County Community Mental Health Authority (OCCMHA) to purchase homes to support developmentally disabled individuals. The remainder of the debt issued through the Building Authority was for facilities utilized directly for daily County operations. The Building Authority debt for County-specific facilities will be repaid from either resources set aside in the County's Delinquent Tax Revolving Fund (see further discussion below) or from the Airport Fund for construction of the new LEED certified terminal.

In addition to the pledged debt, in 2007 Oakland County issued \$557 million in Trust Certificates of Participation (COPs) which is taxable no-pledge debt. Taking advantage of the County's low amount of debt and its AAA credit rating, in July 2007 the COPs were issued to fully fund the remaining amount of unfunded accrued liability for "other post-employment benefits" (OPEB) which is primarily retiree health care. As a result of this action, Oakland County is the first county in the nation to fully fund its long-term retiree health care obligation. Conservatively, it is estimated that net present value savings in the range of \$100 million to \$150 million will be realized over the 30-year amortization of the OPEB liability. The anticipated savings result from the projected investment income that will be earned over the long-term from the COPs proceeds which exceed the locked-in interest rate paid on the debt for the COPs. As of September 30, 2011, the remaining balance on this debt was \$483.7 million.

Much of Oakland County's financial success has resulted from its focus on long-term financial planning with an emphasis on thoughtful strategic management vs. crisis management. For the past two decades, the County has gone beyond the requirement of adopting an annual budget by operating under a two-year "rolling budget." Three years ago, the effort was expanded to a three-year line item budget. This practice requires continuous financial planning that looks at least three fiscal years into the future. That continuous, forward-looking focus enables the County to anticipate problems and to take appropriate action well in advance of major budgetary fluctuations.

The County also maintains a strong position control and position budgeting system, and follows the practice of budgeting for full employment. Should vacancies occur or positions become filled at a level lower than the maximum authorized, the resulting favorable budget variance falls to fund balance.

Maintenance of a favorable fund balance is an indicator of a healthy operating environment. Favorable variances falling to fund balance are created as part of an intentional financial management strategy (for example, budgeting for full employment) and are relied upon to ensure that adequate fund equities are maintained to pay employees and vendors throughout the year, particularly in the General Fund.

The General Fund is the principal fund used to record the operations of typical government functions. The fund's primary source of revenue is the property tax. For the fiscal year ended on September 30, 2011, the total fund balance in Oakland County's General Fund was \$201.2 million, of which all but \$1.5 million is restricted, non-spendable, or otherwise assigned for specific purposes. The total fund balance in the General Fund represents approximately 48.3% of the General Fund/General Purpose (GF/GP) Adopted Budget for Fiscal Year 2012. This level of fund balance exceeds the minimum amount of two months' operating reserves (approximately 17%) recommended as a best practice by the Government Finance Officers Association (GFOA). As planned, after reaching this peak point in fund balance, surplus savings which were generated over the past several years as a result of accelerated budget reductions will be used during the current and subsequent three fiscal years (from current FY 2012 through FY 2015). The long-term financial plan is to maintain a sustainable long-term General Fund equity target of \$85 million (target is 20% of GF/GP expenditures). This will be discussed subsequently within this budget message in further detail.

The Delinquent Tax Revolving Fund (DTRF) is another fund meriting discussion. The DTRF was established in 1974 to help stabilize annual revenues for local taxing units. It does this by paying our local communities 100% of their share of delinquent property taxes in anticipation of the collection of those taxes by the County Treasurer. The County funds the DTRF by borrowing money and issuing revolving fund notes. Payment of the notes is made from the proceeds of delinquent tax collections. Once the notes are paid in full, any surplus in the fund may be transferred to the County General Fund by action of the Board of Commissioners.

Upon recommendation of my Administration and with the support of the County Treasurer, in 2001 the Board of Commissioners adopted the DTRF Fiscal Responsibility Plan. The purpose of the Fiscal Responsibility Plan is to guide the prudent use of surplus fund balance in the DTRF without jeopardizing the fund's primary mission of providing a timely, stable revenue stream to the local taxing units. At the close of Fiscal Year 2011, the total DTRF fund balance reported was \$218.7 million.

The foremost rule of the Fiscal Responsibility Plan is that the DTRF must maintain a sufficient corpus in the fund to guarantee timely payment of outstanding notes and acquisition of delinquent property tax receivables from governmental units. Accordingly, \$130 million of the fund balance was restricted to provide the cash flow necessary for the purchase of delinquent tax receivables and note repayment.

Beyond protecting the fund's primary purpose, Oakland County's Fiscal Responsibility Plan includes a strict policy for accessing funds from the DTRF. Any appropriation from unrestricted DTRF funds, except penalties and investment interest, are limited to one-time or short-term

expenditures. This avoids reliance on the DTRF for the general and recurring operating costs of the County. Instead, the DTRF provides a funding mechanism for major capital projects, which are generally one-time expenditures. Use of DTRF funds requires an affirmative vote by two-thirds of the Board of Commissioners. As of September 30, 2011, approximately \$56.5 million of the DTRF fund balance has been restricted to fund debt service payments on bonds issued for Board-approved major capital projects. Projects secured by the DTRF debt service funding program include the Work Release Facility, the Video Conferencing System, the Jail Management System, the Rochester Hills District Court, and the purchase and renovation of the former Oakland Intermediate Schools building which is now the Executive Office Building.

In FY 2006 the equity position of the DTRF increased above the long-term target amount of \$200 million, in part because of a growth in penalties and interest over the prior several years from increased property tax delinquencies resulting from the problems in the real estate and employment markets. DTRF equity peaked at \$229.4 million by the end of fiscal year 2009. The retention of available surplus equity above the target amount without specific plans for its use would be inappropriate if, alternatively, severe cuts to essential programs would otherwise be required. Thus, for a limited period of time over the past several years, the County has judiciously used the DTRF operating surplus to fund certain General Fund and other County operating costs. As part of a planned multi-year approach which utilized DTRF equity above the \$200 million target amount, the authorized transfer from the DTRF to support the FY 2012 General Fund budget was \$23.15 million, which is the last year in the long-term plan for an elevated amount of operating transfer. The Recommended Budget includes a \$10.8 million operating transfer from the DTRF to the General Fund for each of the next three years, FY 2013 through FY 2015. With this planned use of DTRF equity to support General Fund operations over the next three years, equity for this fund is projected to be \$204.3 million at September 30, 2015, which is above the long-term target amount of \$200 million.

Oakland County's strong economic base, solid tax base, and responsible financial policies and practices have been acknowledged by the financial investment community. In recognition of Oakland County's financial strength and superior managerial performance, the County has continued to earn the highest bond rating achievable, AAA, from Standard & Poor's and Moody's Investors Service. This AAA bond rating allows the County to borrow at the lowest possible interest rate, saving County taxpayers millions of dollars in future borrowing costs. Local governments and authorities within Oakland County benefit from this bond rating for certain projects as well (such as water and sewer projects and Community Mental Health Authority program needs).

APPROACH TO BALANCING THE BUDGET

Much of Oakland County's financial success results from its focus on long-term financial planning – again, emphasizing thoughtful strategic management vs. crisis management. Budgeting on an annual basis and year-after-year of short-term or one-time fixes are not only fatiguing, but can become an impediment to restructuring for long-term sustainability. Restructuring should consider how to get the most out of the limited available resources. As a result of the budgetary challenges imposed by unfavorable economic conditions that were beyond our control, we accelerated our proactive financial planning efforts. Three years ago we enhanced our budgetary planning efforts and expanded

our two-year budget to a three-year budget. The triennial budget proved to be an essential asset in our successful effort to sustain the County's fiscal strength during the most difficult time.

The development of the budget recommendation begins with a detailed analysis contained in a report entitled "Framework: Summary of Future Operating Issues and Related Resolution" (aka, the Framework). The analysis contains a thorough assessment of: 1) the closed accounting records as of September 30, 2011; 2) a discussion of economic issues that may impact future operating budgets; 3) projected operating needs for FY 2012 through FY 2015; and 4) details regarding how budget and fund equity targets will be met through FY 2015. The full Framework report can be obtained on the County's web site at <http://www.oakgov.com/exec/budget>.

Throughout most of the past decade, since the onset of the previous national recession in the early 2000's, Oakland County's elected officials, department heads and managers have been diligently adjusting the budget so that spending does not exceed the constrained revenues. We have been able to do this using various initiatives: technology enhancements; restructuring and downsizing; retirement incentives; hiring freezes; fringe benefit changes; privatization of some programs; as well as reducing or closing some programs. Because the County has been continually focused on budget reductions for the past decade, it has become an embedded part of the County's culture throughout all organization levels to continuously search for service and process enhancements. Beyond simply reducing the workforce, alternative service delivery options are explored which include partnering with the private sector or non-profit agencies, sharing services with other governmental units, and utilizing technology to improve the efficiency of operations. These efforts usually take time to plan and implement and can extend beyond a government's current fiscal year. A multiple-year budget can lead to meaningful restructuring and result in improved government services over the long-term. Long-term budgeting may not totally prevent the need for difficult budget cuts, but it can serve to minimize the severity of cuts and help protect essential core government services. In the design and execution of an effective long term budget, it is also essential to have the commitment and cooperation of all elected officials. Oakland County government enjoys that commitment and cooperation.

Oakland County's methodical budget process has mitigated the impacts of the fiscal turmoil caused by events outside its control (i.e., unemployment, property value declines, automobile industry restructuring, and budget turmoil at all levels of government – Federal, State, and local). To date, Oakland County has successfully balanced its budget while mindful of the following goals and practices:

- Avoid increasing taxes and fees which burden County residents and businesses.
- Retain stable and essential services while minimizing involuntary employee separations.
- Grant programs are restructured and/or reduced as needed consistent with reductions in special revenue grant funds, which prevents assuming new program obligations within the General Fund and potential "crowding out" of general resources.
- Retain the County's financial strength in stable fund equity and cash positions, provide adequate cash flows throughout the year, and maintain low outstanding debt.

- Restrict the use and reliance on equity and other ‘one-time’ budget “sources” in solving structural operating shortfalls.
- Rely heavily on strong accounting, budgeting and other business practices in achieving long-range planning efforts.
- All new major capital and technology projects undergo a rigorous return on investment process before they are launched. Projects are funded out of current operations to the extent feasible.
- Provide continuous communication with County-wide elected officials concerning the status of the operating budget with emphasis on obtaining commitment from the County-wide elected officials to solve their share of budget task and avoid unnecessary interference in their respective programs by the County Administration and Board of Commissioners.
- Building and maintaining strong relationships as well as unique personal respect between the County Executive and the other elected officials.

CURRENT BUDGET ISSUES AND RECOMMENDATIONS

Property Tax Revenue

Certainly, the real estate market collapse experienced around the country also severely impacted Oakland County. As with many governments across the country, our single largest revenue source, property tax revenue, experienced a significant decrease. In the five-year period from 2007-2012, property values in Oakland County fell by more than 34%. Taxable values also fell. (Note: in Michigan, taxable value is calculated differently than assessed value; for more information regarding how these values are determined, refer to the County’s Equalization website at <http://www.oakgov.com/equal/assets/doc/PropAinfo/ProposalAGuide12-14-10.pdf>.)

Taxable value is the base upon which property taxes are calculated. Even with the recent decline in taxable value, property tax is the primary source of revenue for the County’s GF/GP operations. Currently, property tax revenue represents 46.5% of the total amended FY 2012 GF/GP budget; in comparison, 60% of total GF/GP revenues in 2008 came from property taxes. The effect of the declining real estate market has been a total reduction of over 26% in the County-wide taxable value since 2007. Chart 4 illustrates historical and projected annual percentage changes for both assessed and taxable values.

Even while property tax revenues continue to decline, they are not declining at the same precipitous pace experienced over the past several years. County-wide real property values are projected to be near bottom and any future decline will be much smaller than experienced over the past five years. In developing this budget recommendation, county-wide real property taxable value is conservatively estimated to further decline slightly by 1.0% in 2013, remain flat in 2014, and then increase by 1% in 2015.

In an effort to entice businesses to locate in Michigan and to encourage existing businesses to expand, the Governor and State Legislature have developed a plan designed to eliminate commercial and industrial personal property tax (PPT). The PPT is paid by business owners and is an ad valorem tax on personal property such as equipment, tools, furnishings, etc. Legislation has already been passed in the House of Representatives, and it is likely that the Senate will approve the proposed legislation in the latter part of 2012 before the legislative session ends. The plan is to retain the PPT on utility equipment but phase out commercial and industrial PPT by 2023.

If the legislation that has already been approved by the House passes through the Senate without any changes, the first phase of the PPT plan will take effect next year. Beginning in 2013, businesses owners would be exempted from paying the PPT if their personal property has a combined total taxable value of less than \$40,000. The impact from this initial exemption will result in reduced tax revenue for Oakland County in the amount of approximately \$1.3 million annually, which has been included in this budget recommendation beginning with FY 2013 and all subsequent years.

The second part of the PPT phase-out applies to new manufacturing equipment placed into service on or after January 1, 2012. That property will become exempt from the PPT beginning in 2016. The third part of the phase-out applies to any remaining commercial and industrial personal property that was not previously exempt during the first two parts of the phase-out – the PPT on the remaining property will be phased out over a seven year period beginning in 2016. The exception is that manufacturing equipment will be phased out over a six year period since new equipment placed into service from January 1, 2012, and forward will already be exempt - after equipment is 10 years old, it is no longer taxable - in 2016 the only manufacturing equipment that will still be taxable would have been purchased sometime during 2006-2011. Currently, commercial and industrial personal property represents 5.86% of total taxable value in Oakland County and generates approximately \$12 million of tax revenue.

Since elimination of the PPT results in a loss of revenue for local governments, a State reimbursement fund will be established beginning in 2016 to offset some of the revenue loss. It will be formula based, and the threshold to qualify for reimbursement will be based on 2% of the local unit's General Fund budget; the threshold will be lower at 1% for financially distressed communities. So, as a theoretical example, if the reimbursement were to be applied next year (rather than 2016 as reflected in the current House-passed bill), based on the County Executive's recommended FY 2013 General Fund budget amount of \$417.9 million, the 2% threshold amount would be almost \$8.4 million. Translated, that means that Oakland County would not be reimbursed for any portion of the first \$8.4 million of lost PPT revenue. The amount of reimbursement that our County would be eligible to receive for the remainder of PPT loss above that threshold amount is unknown at this time since the reimbursement formula is yet to be determined.

Long-Term Sustainability: Balancing Revenues and Expenditures While Maintaining a Healthy Fund Balance

Oakland County sees long-term fiscal stability as a process which is not simply based upon balancing annual appropriations with available revenues, but a process designed to maintain a healthy balance sheet.

Over the past several years, in developing the “rolling” Triennial Budget, elected officials were allocated an apportioned budget reduction task amount targeted for each of the subsequent three fiscal year periods. The task amounts were assigned to each elected official based on their portion of the GF/GP budget. An incentive was also provided: as elected officials reduced their budget by an amount which exceeded their task for any given year, the “surplus” savings were assigned in the General Fund’s fund balance and earmarked for each elected official based upon their effort. They were promised that the amounts could be used as an offset against future budget tasks. The fund balance “credits” are designed to be a one-time source of budget transition funds, permitting the County’s leaders with sufficient time to plan and implement permanent, structural budget reductions. Once these budget transition credits are exhausted, structural permanent reductions are expected to be implemented for long-term sustainability.

Efforts as described above enabled our General Fund balance to increase from \$43 million as of fiscal year-end 2000 to \$201.2 million by fiscal year-end 2011, which is remarkable considering that the past decade has been most challenging financially as discussed throughout this budget message. This growth in fund balance was deliberate and planned as part of Oakland County’s approach to sustainability and balancing the budget for the long term. The County Executive Administration’s benchmark for a “healthy balance sheet” in the long-term includes a General Fund balance that equals at least 20% of expenditures - thus, ideally, our long-term sustained fund balance target is \$85 million. The 20% figure is slightly above the best practice recommendation by the Government Finance Officers Association (GFOA) to maintain a minimum two months of revenues in fund balance (approximately 17%). It is prudent for Michigan counties to maintain a level of fund balance above the minimum amount recommended by GFOA due to fact that counties must collect property taxes in arrears (i.e. expenditures are paid months ahead of the related property tax collections), pursuant to Public Act 357 of 2004. By maintaining a healthy balance sheet, in addition to a balanced budget, the County’s elected officials can ensure the continuation of vital services to County residents.

Over the next several years, fund balance will be drawn down gradually as planned while programs are further restructured for ongoing permanent savings. (See Chart 6 in the appendix for fund balance projections through FY 2015.) The projected fund balance for fiscal year-end (FYE) 2015 is \$81.1 million which is very near our \$85 million long-term target. I have no doubt that as we continue with our "rolling" triennial budget planning process, there will be no problem meeting our long-term target. Thus, for the FY 2013 – FY 2015 Recommended Triennial Budget, no new budget tasks were allocated (other than what has already been committed in the current adopted budget for FY 2012 – FY 2014).

There are some minor budget adjustments that were requested by departments or elected officials and included in this budget recommendation. Such adjustments may include swapping an employee position scheduled for deletion with some other position or making other adjustments to stay within total budget task amounts if an earlier program initiative did not materialize. For example, when the FY 2012 – FY 2014 Triennial Budget was adopted last year, the Sheriff was negotiating with the State Department of Corrections to house short-term medium security State prisoners in an existing available County facility. This contractual arrangement would have resulted in an estimated net financial benefit for the County in the amount of \$1 million which was included in the budget recommendation last year and credited against the Sheriff’s budget task allocation. At that time, the Sheriff made the commitment that if for some reason a contract was not executed with the State, then he would propose alternative reductions in his budget. Ultimately, the State chose not to lease the beds, and the

Sheriff honored his commitment by offering other budgetary adjustments. Every County elected official has cooperated and met all budget task amounts that have been allocated annually over the past several years.

This is the first time since FY 2006 that new additional budget tasks have not been required. However, based on Oakland County's culture of continuous scrutiny for savings opportunities, it is expected that while no budget reductions are required, reductions will continue to occur naturally. Thus, we believe that the fund balance projections illustrated in Chart 6 are conservative and are likely to improve in the future beyond current projections as has been already demonstrated when comparing past projections with actual results. For example, two years ago in 2010 when the FY 2011 – FY 2013 budget was adopted, we were concerned about the longer-term fund balance projection for FYE 2014 which was four years away – it was forecasted that the General Fund balance by FYE 2014 *could* fall to \$49 million at that time. That could have been the case if the County team had decided to take a "wait and see" approach and stopped budget restructuring efforts. That obviously did not happen. As a result of continued budget reduction efforts, last year the projected FYE 2014 fund balance estimate improved to \$79.9 million, and this year the projected fund balance estimate for FYE 2014 has further improved to \$125.3 million as noted in Chart 6 of the appendix. Projections are expected to further improve in the future particularly because there are many employees eligible to retire now and over the next several years, which will create further opportunities to reorganize and restructure operations through natural attrition, which is anticipated to accelerate based on retirement eligibility projections. The future improvements will be needed to balance a projected shortfall in FY 2016 of approximately \$50.5 million. In fact, many County departments now are focused not only on reorganization opportunities but also on succession planning efforts to smoothly transition leadership responsibilities to potential future successor employees.

Instead of a 5-year capital plan, this budget includes an expanded 10-year capital plan for Facilities and Information Technology needs. The capital plan will be funded through a combination of available fund balances within the specific internal service funds and the issuance of 10-year bonds. Normally, the County funds capital projects out of General Fund operations. With interest rates as low as they have been over the past few years, the County has funded the last few major capital projects through the issuance of bonds. The County plans to take further advantage of the continued low interest rates by issuing approximately \$19 million of bonds to be repaid over a 10-year period to fund the longer-term 10-year capital plan for building improvements, infrastructure, and technology projects. In addition to the low interest rates, construction costs are favorable due to economic conditions and are expected to increase if the economy rebounds more aggressively in the future. Thus, timing is optimal to issue bonds as a financing mechanism for capital projects. A significant portion of the annual debt service payments would be provided by equity available in the DTRF, which is above the minimum targeted DTRF fund balance amount of \$200 million as previously discussed. The recent analysis of the DTRF indicates that \$1.7 million is available for use in FY 2013 through FY 2015 (in addition to the \$9.1 million DTRF transfer for General Fund operations). The additional \$1.7 million from the DTRF would be earmarked to partially fund an estimated \$2.2 million of annual debt service payments for the CIP and technology capital needs.

Employee Compensation

Oakland County attributes much of its budgetary success to long-term financial planning. This includes proactive employee benefit reforms. Such benefit reforms were implemented incrementally over the past several decades (see chart 8 in the appendix). Earlier efforts are now

yielding big dividends and more recent changes promise to yield significant additional savings in the future. Salary and fringe benefit costs comprise over 65% of General Fund expenditures.

Employee healthcare is one benefit that has received much attention over the past several years. As can be seen in Chart 9 of the appendix, employee healthcare costs had been steadily rising in the early part of the decade and then increased substantially in 2007. Since that time, there have been many changes that were implemented to control costs. Costs have remained flat over the last five years with the help of the following contributors:

- The OakFit employee wellness program was introduced in 2007.
- During 2008-2011, 300+ full-time positions eligible for benefits were deleted (with only about a dozen lay-offs).
- During 2009-2011, the administrative fee was waived by Blue Cross/Blue Shield as part of a settlement agreement.
- Employee healthcare contributions increased in 2008 and 2009.
- Prescription drug formulary changes were implemented in 2009.
- Competitive bids were issued coupled with aggressive negotiations with vendors in 2009, 2010, and 2011.

After several years of keeping expenditures flat for employee healthcare, it would be unrealistic to assume no increase in costs going forward for these expenditures. In fact, healthcare costs typically rise at a rate greater than general inflation. The County self-insures its employee healthcare plan. Last year during the budget process, the budget conservatively included an increase of approximately \$10 million for employee medical costs in FY 2012 based on illustrative rates recommended by the plan's third-party administrator. Actual experience over the past year, however, resulted in costs that are less than the recommended illustrative rates. Thus, the County adjusted the rates downward by 10% in January 2012. These reduced illustrative rates are continued in the recommended budget for FY 2013 and thereafter have been increased by 6% annually for FY 2014 and FY 2015. These cost assumptions do not include any potential financial impacts from the future implementation of the Federal Patient Protection and Affordable Care Act. As of the date this message was written, the Supreme Court has not issued a ruling regarding the Act's validity, so it is unknown if and how the Act will be applied going forward.

Most recently in June 2012, the County Executive Administration proposed to make minor modifications to the healthcare plan, which will increase the prescription drug co-pay from the current levels of \$5 (generic)/\$10 (brand)/\$25 (non-preferred brand) to \$5/\$20/\$40. In addition, an emergency room co-pay of \$100 would be implemented for non-emergency conditions. These changes are designed to encourage the use of generic prescription drugs and the use of physician office visits and/or urgent care centers for non-emergency related care. These changes would apply to all non-represented employees, retirees, and represented employees whose bargaining agreements provide for these changes effective January 1, 2013. The savings are estimated to be \$850,000 annually but have not been incorporated into this recommended budget; the savings will be recognized in future budget recommendations after verification through actual experience.

During the past 10 years, Oakland County's general salary increase has clearly been conservative and since 2008 it has lagged behind both market increases and the consumer price index (see Chart 10 in the appendix section). Despite this fact, we have experienced tremendous, lock-step support from employees, most labor organizations, and elected officials in holding the line on wages in an effort to avoid layoffs.

However, prudent long-term planning requires that we contemplate a bigger picture, namely, the need to recruit and retain a quality workforce in the future. Public sector economic recovery will lag behind private sector. When the market begins to recover, our ability to react in an effort to compete for labor will be limited by our revenue. With the anticipated need to recruit (due to retirements) and retain (due to competition in the labor market), it is imperative that our “total compensation” package be competitively positioned. Based on our history of cuts in wages and benefits, our package will not “lead” the market but it must remain within striking range. As the traditional lure of public sector employment, namely employee benefits, begins to look more and more like private sector (e.g., defined contribution pension plans, no retiree health care, higher health care contributions, etc.), the benefit package distinction diminishes and competitive salary becomes a more critical component of total compensation. With this in mind, included in this budget recommendation is a one-time \$500 lump-sum payment for full-time employees for FY 2013. This \$500 payment would not be recurring and would not be included in the base pay structure. The impact on the General Fund is approximately \$1.4 million for FY 2013 only. Since it is a one-time payment, there is no impact on FY 2014 and FY 2015 operating budgets. A separate resolution will be subsequently presented to the Board of Commissioners for approval and authorization of the one-time payment. There is no general salary increase being recommended for FY 2013, however, a general salary increase of 1% is recommended in both FY 2014 and FY 2015.

Since 1997, the County’s defined benefit (DB) pension plan has been fully funded and, until recently, required no annual required contribution (ARC) payment. As can be seen in Chart 8 in the appendix, there have been many incremental reforms over time to the County’s pension plan which included closing the DB plan to new hires in 1994 and replacing with a defined contribution (DC) plan and allowing existing employees to voluntarily convert from the DB plan to the DC plan. Currently, approximately 17.5% of active eligible employees are in the DB plan while the remaining eligible employees are in the DC plan. However, similar to the majority of pension systems, the County’s projected DB pension liability now exceeds the actuarial valuation of the assets. This is primarily the result of intermittent investment losses over the past several years as a result of a volatile market, which began with the sudden and severe world-wide financial market collapse in October 2008. As a result, an ARC payment of \$5.4 million will be required in FY 2013 and is attributed solely to the liabilities for the Deputies and Command Staff employee groups, with no ARC payment required for the General Employees group. Approximately \$1.3 million of the ARC will be recovered through reimbursements for road patrol services provided by the Sheriff’s Department to local units of government.

Most recently in May 2012, the Center for State & Local Government Excellence issued a brief titled “The Funding of State and Local Pensions: 2011-2015” which reports that “. . . *the funded status of state and local pensions has once again slipped.*” However, the report also includes a projection that the funding status will gradually improve by 2015 and “. . . *if financial markets do not collapse again, the public pension landscape will look better.*” At this time, given the uncertainty of the financial market, particularly the volatility in the Eurozone, it is difficult to project the amount of ARC payments that may be required beyond FY 2013. Thus, the budget includes an ARC payment of \$5.4 million for FY 2014 and FY 2015 as well. When the accounting records are closed after September 30, 2012, a revised projection of the ARC payment for FY 2014 and beyond will be calculated and a budget amendment will be recommended if required.

Many of the changes discussed above, which are incorporated within this budget recommendation, have already been deliberated and previously approved over the past several months through separate resolutions adopted by the Board of Commissioners.

FUTURE BUDGET OUTLOOK AND CONSIDERATIONS

Oakland County goes beyond the legal requirement of adopting an annual budget as evidenced by our three-year budget plan. Beyond developing the three-year budget plan, Oakland County looks for potential future budgetary issues by projecting future revenue and expenditure trends. The budget for Fiscal Years 2013, 2014, and 2015 has been balanced through the acceleration of cost reduction efforts proposed and implemented by the County's elected officials and by the short-term use of surplus made available as a result of accelerated efforts. Unfortunately, due to the permanently lowered threshold of property tax revenue resulting from the economic decline, reduced state revenue sharing, and limited ability to use available fund balance, structural budget shortfalls are projected for FY 2016 and FY 2017 as noted in Table 1 within the appendix section. Given our existing revenue structure and current programs, it is clear that *if* preemptive action were not taken, Oakland County would have serious budget shortfalls in the long-term as illustrated in Chart 7 (contained within the appendix) which compares historical and projected GF/GP revenues to expenditures. This preemptive action will be quantified at that time and then remedial steps will commence starting directly after the close of the September 30, 2012, accounting records in October 2012.

The five-year forecast through FY 2017 does not include some expenditure savings that are expected to accrue going forward. For example, as already mentioned, there are many employees who are currently eligible to retire or will soon be eligible. The majority of those employees earn 10% service increment (longevity) pay in addition to their base pay. Based on the recent increasing trend in the number of retirements, it is estimated that longevity pay attrition as a result of pending retirements should result in a cumulative savings of \$900,000 over the next three years between FY 2013 – FY 2015. Those savings will not be recognized, however, until the retirements actually occur and, thus, are not included in the current budget recommendation nor reflected in the five-year forecast. Furthermore, reorganizations are already under consideration for some known pending retirements, which will also yield annual savings but are not yet included in the budget.

As evidenced through previous budgetary actions throughout most of this past decade, Oakland County has and will continue to operate within its limited resources. This will be accomplished by continuation of our successful financial planning practices which include long-term financial forecasting, monitoring of the economic conditions and their impact on the budget, identifying opportunities for increased efficiencies, and continuous efforts toward reducing expenditures.

Governmental Budgets in Michigan and Intergovernmental Cooperative Efforts

One significant change in the estimated revenue for FY 2015 and beyond is an assumed one-third reduction in State revenue sharing payments (\$8.2 million reduction). As historical background information on this issue, State revenue sharing payments to counties were eliminated with the passage of the State's FY 2005 budget. As a temporary replacement for these state payments, the legislature imposed a summer county tax across the state, which transitioned over a three-year period beginning in July 2005. The end result after the three years was a permanent date shift in the county tax collection period from winter to summer. The intentional result by the State was an additional year of property tax collections over the three years. In essence, four years of property taxes were levied within three fiscal periods. The accelerated one year's worth of additional property tax revenue was required by State law to be placed in a restricted Revenue Sharing Reserve Fund (RSRF). The RSRF dollars are used to replace the State suspended revenue sharing payments to counties – in Oakland

County's case, over eleven (11) years into 2015. The RSRF will be depleted in FY 2015 as planned and intended by the State. At that time, it is expected that the State will honor its promise to once again provide revenue sharing payments to the County as it already has to the other counties that have depleted their RSRF dollars. However, because the State budget now includes a one-third reduction for revenue sharing payments, we are assuming that our funding will be reduced likewise when State revenue sharing is restored to Oakland County in FY 2015; the FY 2015 operating budget reflects this reduction.

In developing prior years' budgets, from FY 2004 through FY 2011, the State of Michigan struggled with severe budget shortfalls which created much uncertainty for its subordinate local governments, including Oakland County. There is much more certainty now with respect to State funding which began with the passage of the State's budget for FY 2012 and its many accompanying reforms that targeted tax revisions, local funding formula revisions, and limitations for public employee compensation. The pending changes for personal property tax were discussed previously and its near-term impact of an estimated \$1.3 million reduction in property tax revenues for the County has been included with this budget recommendation. The limitations on public employee compensation, primarily for fringes, are tied to revenue sharing incentive payments, which Oakland County is not scheduled to receive until FY 2015. Regardless, we monitor our fringe benefit costs closely to ensure that we are in compliance with the State-imposed limitations, and we will continue to make incremental changes going forward as needed to ensure that the County remains in compliance when we become eligible to begin receiving revenue sharing in 2015.

Beginning in FY 2012, the State also established funding incentives to encourage collaboration and shared service agreements between independent governmental entities within Michigan. A portion of the allocated revenue sharing payment requires cooperation, collaboration and consolidation efforts between governmental jurisdictions. The goal is to attain cost savings through economies of scale and reducing duplication of efforts.

Oakland County has long been a leader in collaborative initiatives, not just among local units of government within our County's borders but also regionally beyond our borders. Automation Alley is a highly successful collaborative initiative highlighted previously in this document while discussing our economic development initiatives. A premiere example of collaboration is our Courts and Law Enforcement Management Information System (CLEMIS) program. CLEMIS provides data sharing and low-cost access to criminal information through cutting-edge computer technology. Over the past 36 years it has evolved from its roots as a service provider to Oakland County local police agencies to an award-winning program that is one of the largest law enforcement consortiums in the nation, The CLEMIS membership includes over 200 public safety agencies across five Southeastern Michigan counties: Oakland, Macomb, Washtenaw, Wayne and Genesee. CLEMIS products, which are developed and managed by Oakland County, include: computer aided dispatch, records management, digital mug shots and fingerprints, crime analysis mapping, mobile data computing in vehicles, and numerous other applications.

Many of our CVTs contract with Oakland County for services, such as road patrol, animal control services, real property assessing and personal property appraisal services, Information Technology services, water and sewer services, and collection of delinquent taxes, just to name a few. Most recently the City of Pontiac, which is operating under an Emergency Manager, entered into a contract with the County last year for the Sheriff's Department to provide police and dispatch services on behalf of the City. This contract provides approximately \$2.2 million in annual cost savings for Pontiac and was a major component of the city's deficit-elimination plan. Pontiac citizens have benefitted from an increased number of police officers (increasing from 51 to 74) and enhanced dispatch services. Oakland County also

provides free support to its local communities such as community planning services, support of the Main Street program which includes 11 downtown areas, and free internet to local units of government in the County. For further information regarding Oakland County's commitment to intergovernmental cooperation, visit its web site: http://www.oakgov.com/services_index/government/cvt_services.html.

The current Federal budget situation creates uncertainty for all levels of government, including Oakland County. The situation is widely characterized as a Federal "fiscal cliff" that will manifest on January 1, 2013 - the deadline when the Federal leaders must reach agreement on a long-term plan to resolve the national deficit. It is likely that there will be no agreement until after the November elections, when the discussion will focus on whether the deficit should be resolved through tax revisions or entitlement program or a combination of taxes and cuts. County programs which are funded by Federal grants could be affected. Oakland County adheres to a long-standing grant acceptance policy which requires corresponding expenditure reductions when grant funding is reduced. As it becomes known which grants will be affected by Federal budget cuts, then the corresponding County programs funded by those Federal grants likewise will be directly affected.

CONCLUSION

We in Oakland County have much to be proud of. While tough decisions have been and will continue to be made, because we are planning ahead we are able to make those decisions in a manner that will ensure long-term financial sustainability for the services that we provide to our citizens. Our history of diligent financial planning and demonstrated ability to manage our budget over the difficult past decade demonstrates the talent and leadership of Oakland County's elected officials and the ability to work as a team - something that we can and should be proud of.

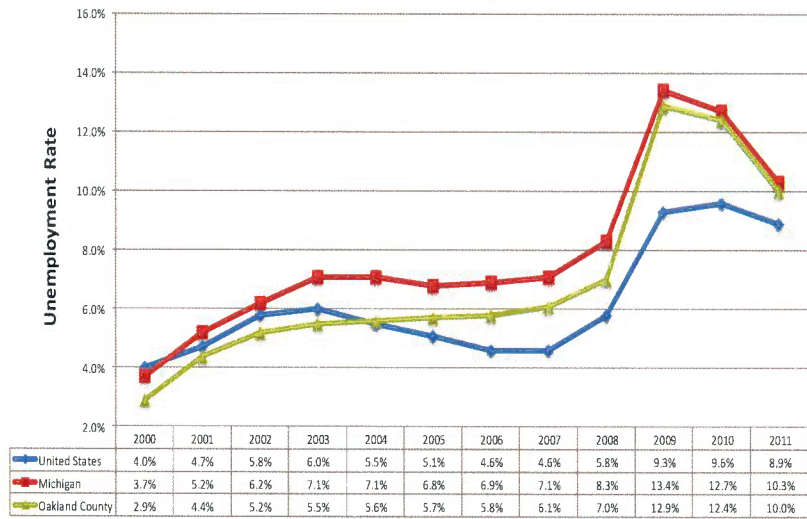
This budget recommendation embodies the principles that are important to Oakland County and have long been voiced by those of us who are elected to serve its citizens. This budget was balanced without a tax increase and ensures delivery of needed services to the Oakland County citizens for the next three years. And, it was accomplished through a partnership of all Oakland County elected officials who have embraced the prospect of reshaping our County government to become stronger and even more efficient in the long run. I also want to take this opportunity to thank the Oakland County employees for their dedication and hard work. I am confident that Oakland County will continue to rank as a premier County, both financially and programmatically. Wall Street shares this confidence, having affirmed the County's AAA bond rating for the past 15 years.



L. Brooks Patterson
Oakland County Executive

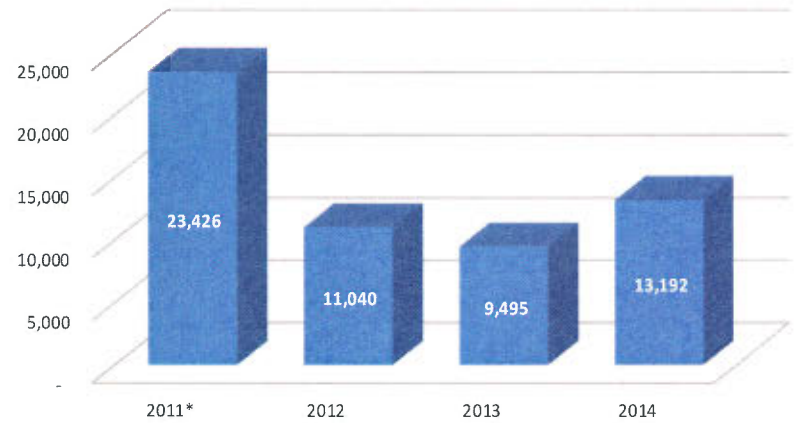
APPENDIX TO BUDGET MESSAGE
SUPPLEMENTAL REFERENCED DATA

Chart 1
Annual Unemployment Rates



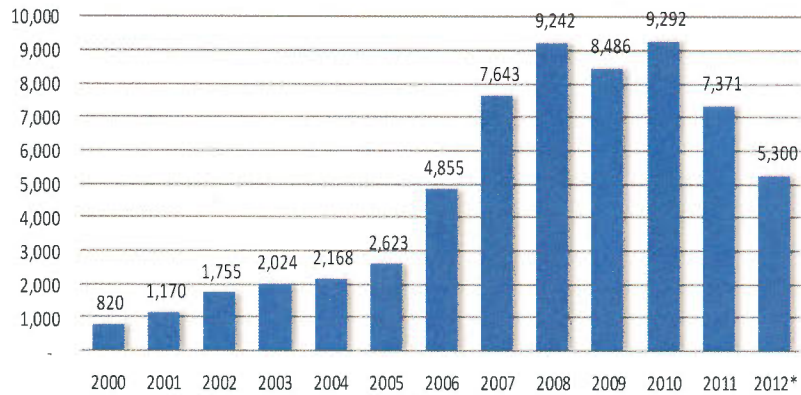
Source: US Department of Labor, Bureau of Labor Statistics

Chart 2
Projected Job Growth in Oakland County



Source: George Fulton and Donald Grimes, Institute for Research on Labor, Employment, and the Economy, University of Michigan
*Estimate

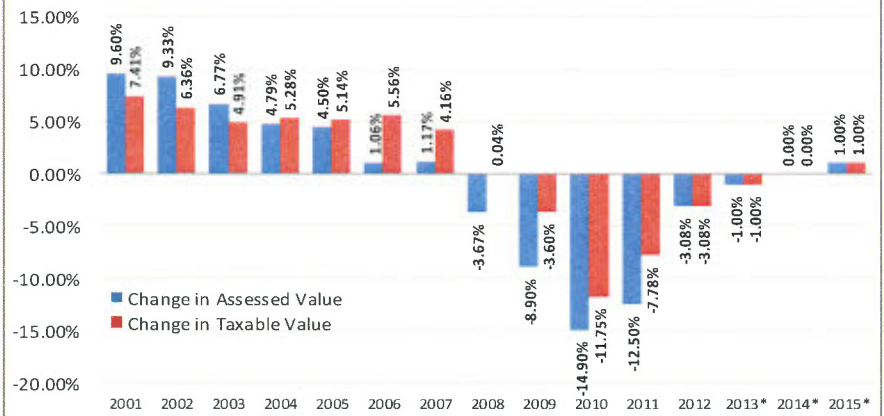
Chart 3
Sheriff Deeds: Foreclosures on Real Properties



Sheriff Deed totals obtained from County Register of Deeds office.

*estimated for 2012

Chart 4
Oakland County, MI
Percentage Change in Assessed and Taxable Values



*2013 - 2015 taxable and assessed changes estimated by Oakland County Budget Task Force

Chart 5 – History of Taxable Values and Authorized vs. Levied Millage Rates

<u>Year</u>	<u>Taxable Value</u>	<u>Maximum Authorized Millage</u>	<u>Millage Levied</u>	<u>Millage Differential</u>	<u>Taxes Saved</u>
1998	\$39,011,931,708	4.4630	4.1900	.2730	\$10,650,257
1999	41,756,021,276	4.4188	4.1900	.2288	9,553,778
2000	44,370,760,909	4.3688	4.1900	.1788	7,933,492
2001	47,656,729,878	4.3259	4.1900	.1359	6,476,550
2002	50,688,809,599	4.2886	4.1900	.0986	4,997,917
2003	53,179,886,010	4.2602	4.1900	.0702	3,733,228
2004	55,986,490,872	4.2359	4.1900	.0459	2,569,780
2005	58,864,093,550	4.2240	4.1900	.0340	2,001,379
2006	62,133,415,235	4.2240	4.1900	.0340	2,112,536
2007	64,720,016,857	4.2240	4.1900	.0340	2,200,481
2008	64,745,976,336	4.2240	4.1900	.0340	2,201,363
2009	62,416,676,895	4.2240	4.1900	.0340	2,122,167
2010	55,081,707,586	4.2240	4.1900	.0340	1,872,778
2011	50,798,540,257	4.2240	4.1900	.0340	1,727,150
2012	49,235,953,993	4.2240	4.1900	.0340	1,674,022
					<u>\$61,826,878</u>

rate instead of the maximum millage rate allowed by law. However, despite our past ability to levy a rate well within the Maximum Allowable Tax Rate, the County is not immune to millage rollbacks in the future. The calculation of the rollback depends on several factors, including:

- Inflation as measured by the Consumer’s Price Index
- Increase in taxable value of existing property
- Additions and deletions to the County’s assessment roll

Real estate sales have been suppressed as a result of the recent economic downturn and historic number of property foreclosures. Thus, there has been very little uncapping of taxable value for the past few years on existing properties for ownership transfers, and no rollback has been required since 2005. However, when property sales eventually normalize, the Headlee Amendment will require the County, at some time in the future, to roll back the Maximum Allowable Tax Rate to an amount below the current millage rate levied by Oakland County. Then, the only growth in the property tax revenue base beyond the rate of inflation (limited to a maximum of 5%) would come from new construction, which is entered onto the tax rolls at its current market value.

Property Tax Limitations Since adoption of the Headlee Constitutional Tax Limitation Amendment in 1978, Oakland County has been in the position of being able to consistently levy a millage rate well within the Maximum Allowable Tax Rate. If property values increase above the inflationary rate, the impact from the Headlee Amendment usually results in a required “roll-back” in the maximum authorized rate. Without a vote of the people that rate can never be “rolled up.” Thus, if property values decline, the result is merely a temporary halt of the roll-back. Due to the cumulative impact of the Headlee Amendment, the differential between the County’s current levy of 4.19 mills and the maximum allowable rate is diminishing, as illustrated in Chart 5.

Translated into property tax dollars that otherwise could have been levied during the 15-year period displayed, Chart 5 shows that **Oakland County taxpayers were spared in tax collection more than \$61.8 million** because County government opted to levy a reduced

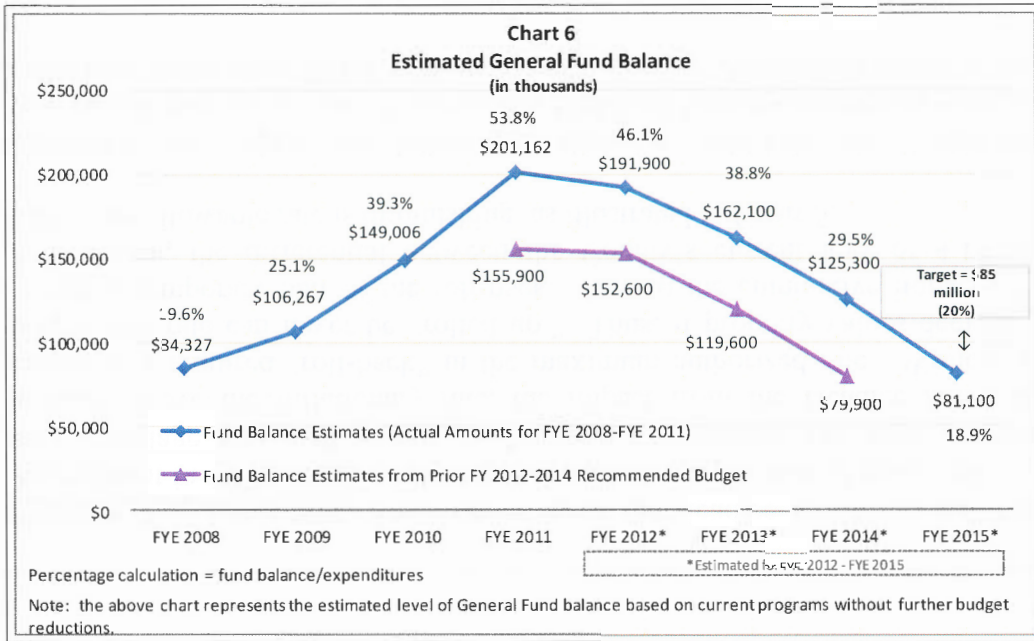


Chart 6 represents the estimated level of General fund balance based on the County Executive Recommended Budget for FY 2013 – FY 2015. These estimates reflect planned use of fund balance, assumed personnel turnover savings of \$7.5 million annually, and estimated savings in service increment (longevity) pay resulting from anticipated employee retirements over the next several years. As can be seen, the current General Fund balance projection based on the FY 2013 – FY 2015 Recommended Budget (top line in the chart) demonstrates an improvement in financial position in comparison to last year’s projection which was presented with the FY 2012 – FY 2014 Recommended Budget. As the County continues its ongoing efforts to reduce the budget for long-term sustainability, it will continue to have a positive impact on future General Fund balance projections.

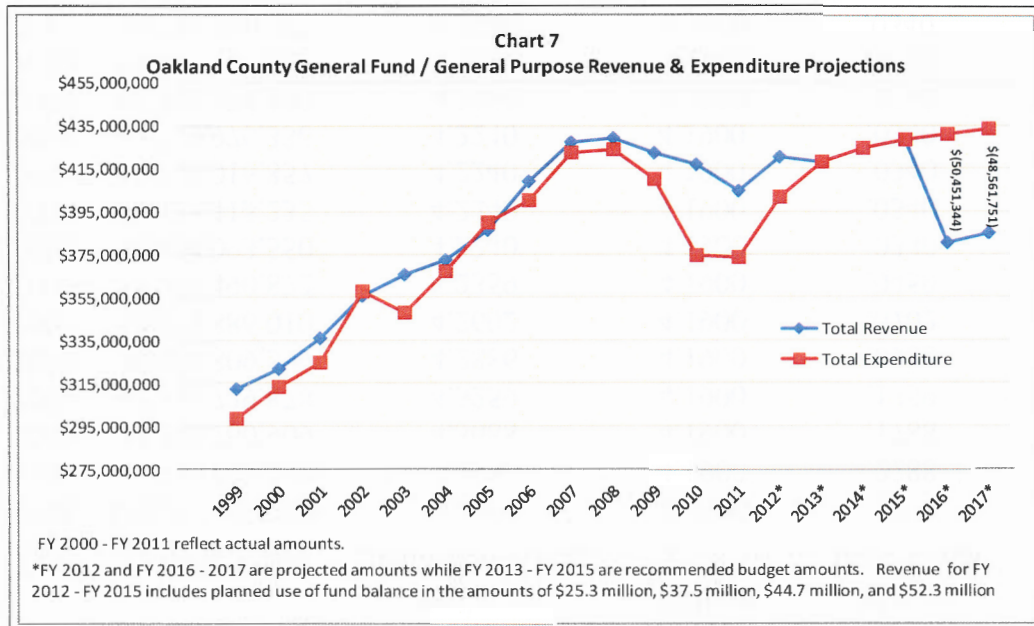
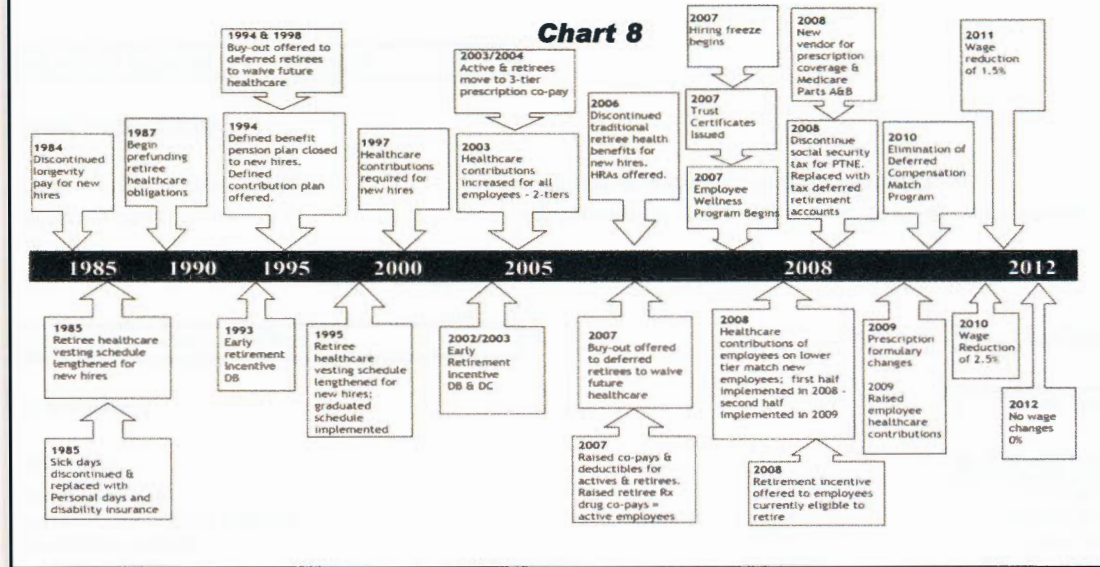


Chart 7, illustrates that there is diminished ability to rely on the General Fund balance beyond FY 2015. Hypothetically, if the County stopped its ongoing practice of continually seeking budget reductions and there were no future budget reductions beyond those already planned for in this Recommended Budget, then potentially there would be a substantial budget gap of \$50.5 million for FY 2016 and \$48.6 million for FY 2017. The FY 2013 – FY 2015 Recommended Triennial Budget is balanced for the next three years. As demonstrated by the County’s elected officials over the past decade, we must continue our efforts and remain vigilant as opportunities exist for budgetary reductions to ensure continued fiscal strength in FY 2016 and beyond.

Major Changes in Benefits & Compensation



Oakland County controls fringe benefit costs over the long term by making incremental changes that when sustained over time produce significant savings. As a result, the fringe benefit rate for new hires has been greatly reduced. The fringe benefit rate for an employee hired after January 2006 is 34% lower than an employee hired prior to this date.

Employee healthcare reforms which began back in 2007 include: implementation of the OakFit wellness program; adjustments to employee contribution amounts, co-pays, and deductibles; prescription formulary changes; and competitive vendor bids for plan administration. The result is an estimated annual savings of \$19 million in avoided costs.

Chart 9 - History of Active Employee Health Care Costs

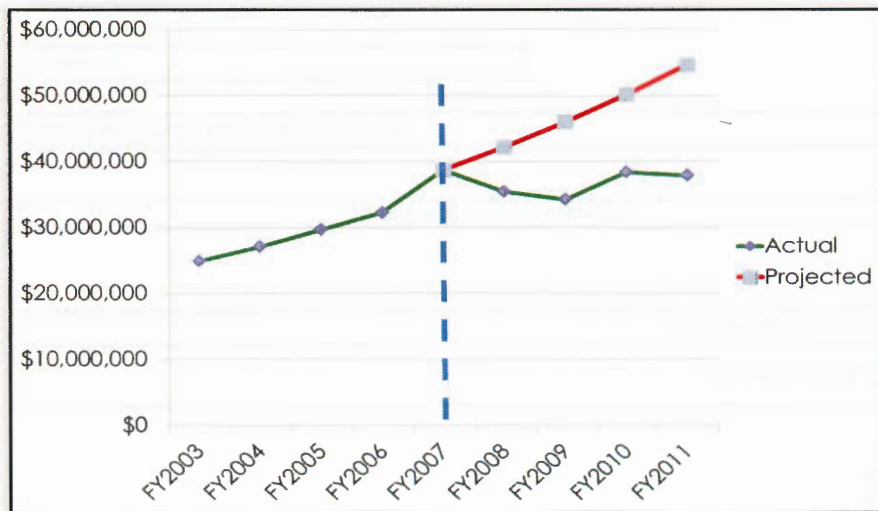


Chart 10 - History of General Salary Changes

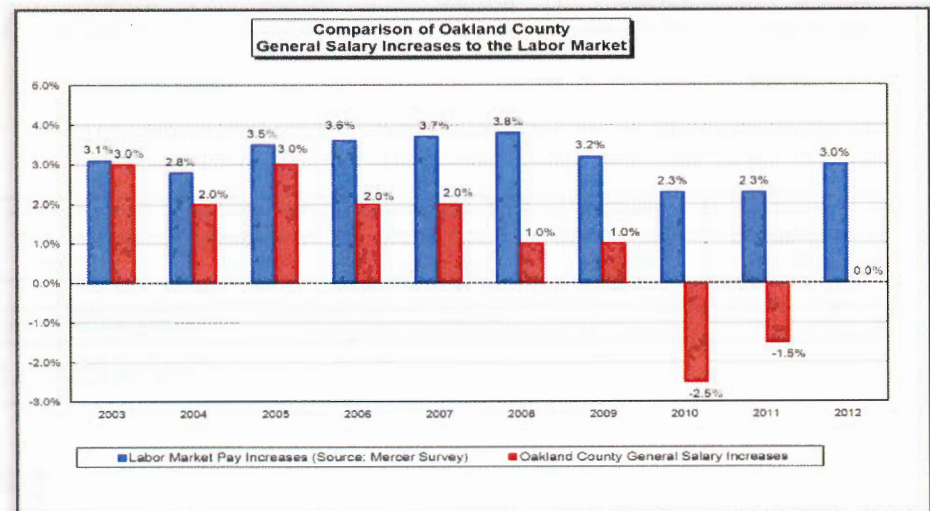


Table 1

OAKLAND COUNTY, MICHIGAN					
Five Year County Executive Budget Forecast					
Controllable Account Category	FY 2013 County Exec. Recommended	FY 2014 County Exec. Recommended	FY 2015 County Exec. Recommended	FY 2016 County Exec. Forecast	FY 2017 County Exec. Forecast
General Fund / General Purpose					
Revenue					
Property taxes	\$ 196,508,241	\$ 196,508,241	\$ 198,550,597	\$ 198,550,597	\$ 198,550,597
Federal Grants	524,238	520,228	520,228	520,228	520,228
State Grants	19,046,830	19,046,830	19,046,830	19,046,830	19,046,830
Other Intergovernmental Revenues	10,764,295	10,752,895	20,957,371	20,957,371	20,957,371
Charges for Services	100,237,211	100,245,604	100,264,078	100,264,078	100,264,078
Indirect Cost Recovery	7,900,000	7,900,000	7,900,000	7,900,000	7,900,000
Contributions	44,400	44,400	44,400	44,400	44,400
Investment Income	2,849,000	2,849,000	2,849,000	2,849,000	2,849,000
Planned Use of Fund Balance	37,513,028	44,717,088	52,281,173	52,281,173	52,281,173
Other Revenues	515,571	515,571	515,571	515,571	515,571
Revenue	\$ 375,902,814	\$ 383,099,857	\$ 402,929,248	\$ 402,929,248	\$ 402,929,248
Transfers In	\$ 41,991,993	\$ 41,171,548	\$ 25,710,220	\$ 25,710,220	\$ 25,710,220
Total Resources - Budgeted	\$ 417,894,807	\$ 424,271,405	\$ 428,639,468	\$ 428,639,468	\$ 428,639,468
Adjustments Impacting FY 2016 & FY 2017					
Property Tax	2% increase in property values in 2016 and an additional 2% value increase in 2017			\$ 4,146,396	\$ 8,375,720
Planned Use of Fund Balance	Elimination of limited use of fund balance			(52,281,173)	(52,281,173)
Total Adjustments				\$ (48,134,777)	\$ (43,905,453)
REVISED REVENUE ESTIMATES				\$ 380,504,691	\$ 384,734,015

Table 1 (continued)

OAKLAND COUNTY, MICHIGAN					
Five Year County Executive Budget Forecast					
Controllable Account Category	FY 2013 County Exec. Recommended	FY 2014 County Exec. Recommended	FY 2015 County Exec. Recommended	FY 2016 County Exec. Forecast	FY 2017 County Exec. Forecast
General Fund / General Purpose					
Expense					
Expenditures					
Personnel					
Salaries	\$ 154,334,937	\$ 153,403,225	\$ 153,403,671	\$ 153,403,671	\$ 153,403,671
Fringe Benefits	106,698,083	106,171,539	106,171,906	106,171,906	106,171,906
	261,033,020	259,574,764	259,575,577	259,575,577	259,575,577
Operating Expenses					
Contractual Services	60,803,030	60,035,357	59,827,585	59,827,585	59,827,585
Non-Departmental	19,095,221	24,816,760	29,178,044	29,178,044	29,178,044
Commodities	7,095,755	7,095,885	7,096,171	7,096,171	7,096,171
Capital Outlay	203,245	203,245	203,245	203,245	203,245
	87,197,251	92,151,247	96,305,045	96,305,045	96,305,045
Internal Support					
Internal Services	56,067,116	57,439,234	57,652,686	57,652,686	57,652,686
	56,067,116	57,439,234	57,652,686	57,652,686	57,652,686
Transfers/Other Sources (Uses)					
Transfers Out	13,597,420	15,106,160	15,106,160	15,106,160	15,106,160
	13,597,420	15,106,160	15,106,160	15,106,160	15,106,160
Total Use of Resources	\$ 417,894,807	\$ 424,271,405	\$ 428,639,468	\$ 428,639,468	\$ 428,639,468
Adjustments Impacting FY 2016 & FY 2017					
Compensation Changes				\$ 2,316,567	\$ 4,656,299
Total Adjustments				\$ 2,316,567	\$ 4,656,299
REVISED EXPENDITURE ESTIMATE					
				\$ 430,956,035	\$ 433,295,767
OPERATING SURPLUS /(SHORTFALL)				\$ (50,451,344)	\$ (48,561,752)

GENERAL INFORMATION

**COUNTY OF OAKLAND
FISCAL YEAR 2013 BUDGET
GENERAL APPROPRIATIONS ACT**

MISCELLANEOUS RESOLUTION #12xxx

BY: Finance Committee, Tom Middleton, Chairperson

IN RE: FISCAL YEAR 2013 GENERAL APPROPRIATIONS ACT AND 2013 COUNTY GENERAL PROPERTY TAX RATES

To the Oakland County Board of Commissioners

Chairperson, Ladies and Gentlemen:

WHEREAS in accordance with the provisions of Public Act 139 of 1973, the Unified Form of County Government Act, and Public Act 621 of 1978 (as amended by P.A. 493 of 2000), the Uniform Budgeting and Accounting Act for Local Government, it is the responsibility of the Oakland County Board of Commissioners to establish and adopt the annual County Budget and work program; and

WHEREAS the Finance Committee received budget requests from all County Departments, and has reviewed in detail the County Executive's Fiscal Year 2013 Budget Recommendation; and

WHEREAS the Finance Committee, after due deliberation, has formulated a Recommended General Appropriations Act balancing total appropriations with available resources at \$775,464,839 for Fiscal Year 2013, a summary of which was included in the Notice of Public Hearing published in newspapers of general circulation; and

WHEREAS the further intent of this resolution is to maintain a budgetary system for the County of Oakland on the same basis of accounting (generally accepted accounting principles) as the actual financial information is maintained; to define the powers and duties of the County's officers in relation to that system; to designate the Chief Administrative Officer and Fiscal Officer; and to provide that the Board of Commissioners and committees thereof, as well as the Fiscal Officer, shall be furnished with information by the departments, boards, commissions and offices relating to their financial needs, revenues and expenditures/expenses, and general affairs; to prescribe a disbursement procedure, to provide for an allotment system; and to provide remedies for refusal or neglect to comply with the requirements of this resolution; and

WHEREAS the Circuit Court Mediation Fund (Miscellaneous Resolution #90177) is used to cover the total cost of Attorney Mediators, with the balance to be used for enhancement of Court operations as requested by the Court and approved by the Board of Commissioners; and

WHEREAS the Board of Commissioners supports the concept of cultural diversity training for Oakland County employees and requires all supervisory, division manager and director level employees to attend cultural diversity training.

NOW THEREFORE BE IT RESOLVED the Oakland County Board of Commissioners does hereby adopt and amend the Fiscal Year 2013 General

Appropriations Act recommended by the Finance Committee as advertised and placed in the Clerk's Office for public inspection.

BE IT FURTHER RESOLVED that \$77,000 of Cigarette Tax Revenue distributed by the State to Oakland County under the authority of the Health and Safety Fund Act, P.A. 264 of 1987, be divided between the Health Division (12/17 or \$54,000) and the Sheriff's Department (5/17 or \$23,000).

BE IT FURTHER RESOLVED that funds from the Civil Mediation Account (10100-240201) be utilized to cover the total costs incurred in Fiscal Year 2013 for the Civil Mediation Program.

BE IT FURTHER RESOLVED that the following policy be established regarding administration of the Delinquent Tax Revolving Fund:

- 1) The Delinquent Tax Revolving Fund (DTRF) was established in accordance with the provisions of Public Act 206 of 1893 (as amended) for the purpose of paying local taxing units within the County their respective shares of delinquent ad valorem real property taxes, in anticipation of the collection of those taxes by the County Treasurer. This policy statement, which encompasses the precept of self-funding, ensures that utilization of unrestricted DTRF funds does not impair the functional intent or operational success of the DTRF as originally established.
- 2) To that end, at no time shall funds be diverted from the DTRF that would cause the unrestricted balance to fall below a level that would assure a prompt payment of all current and future outstanding General Obligation Limited Tax Notes, as well as assure the continued operation of the DTRF as specified in the preceding paragraph.
- 3) Penalties and investment interest generated by the DTRF may be transferred, in whole or in part, to the General Fund of the County upon majority vote of the Board of Commissioners so long as such transfer(s) meets the provisions of paragraph #2 above.
- 4) Any and all appropriations from unrestricted DTRF funds, excepting penalties and investment interest, shall be limited to one-time expenditures, as opposed to recurring operations.
- 5) Unless otherwise specified, appropriations from the DTRF shall be considered long- or short-term advances (with specific time frames detailed in the authorizing resolution), to be repaid with interest as specified below.
- 6) Any appropriations from unrestricted DTRF funds, excepting penalties and investment interest, not considered advances to be repaid within a time certain shall require a two-thirds majority vote of the Board of Commissioners.
- 7) All appropriations from unrestricted DTRF funds considered to be advances to be repaid within a time certain shall require a majority vote of the Board of Commissioners.
- 8) Terms and conditions of any and all advances from the DTRF shall be specified in the authorizing resolution, including interest obligations detailed as follows:

- a. Interest on each payment will be based on the average monthly rate paid during the term of the agreement by the agent of the DTRF for that year's outstanding borrowing, or
- b. In the event no borrowing occurs for the DTRF, principal and interest payments will be made in accordance with the previously established "Loan of County Funds Policy" (Miscellaneous Resolution #89276) which requires Board approval of repayment terms at an interest rate no less than the prevailing six-month Treasury Bill rate and that such rates shall be computed and compounded quarterly.

BE IT FURTHER RESOLVED that \$10,800,000 in DTRF interest earnings will be transferred to the General Fund to support General Fund/General Purpose activities.

BE IT FURTHER RESOLVED that an indirect cost charges will be billed by the General Fund to the DTRF, in accordance with Oakland County's approved Central Services Indirect Cost Allocation Plan.

BE IT FURTHER RESOLVED that \$1,450,000 (or one-half of the \$2,900,000 convention facility tax revenues distributed by the State to Oakland County under the authority of the State Convention Facility Development Act, P.A. 106 of 1985, be earmarked for substance abuse programs.

BE IT FURTHER RESOLVED that the Oakland County Board of Commissioners, in accordance with the requirements of Public Act 214 of 1899, as amended, authorizes that .0004 mills Current Property Tax Levy be designated for the purpose of funding Veterans' Services Soldier Relief.

BE IT FURTHER RESOLVED that each Supervisor of the various townships and Assessing Officers of the several cities of Oakland County are authorized and directed to spread on their respective township of city tax rolls for the year 2013 a County General Property Tax Levy of 4.1900 Mills to be applied to the 2013 Taxable Value of all property located within their respective jurisdictions.

BE IT FURTHER RESOLVED that the Manager - Equalization perform the function of Equalization Director including the examination of the assessment rolls of the several townships and cities within Oakland County to ascertain whether the real and personal property in the respective townships and cities has been equally and uniformly assessed at 50% of true cash value and to make recommendation to that fact to the County Board of Commissioners.

BE IT FURTHER RESOLVED that:

1. The County Executive is hereby designated the Chief Administrative Officer of the County of Oakland and, further, that the Director of Management and Budget shall perform the duties of the Fiscal Officer as specified in this resolution.
2. The Fiscal Officer shall provide an orientation session and written instructions for preparing department budget requests. These instructions shall include information that the Fiscal Officer determines to be useful and necessary to assure that the budgetary estimates of the agencies are prepared in a consistent manner and the needs of the Board of Commissioners and Committees are met.

3. Any offices, departments, commissions and boards of the County of Oakland financed in whole or in part by the County of Oakland shall transmit to the Fiscal Officer their estimates of the amounts of money required for each activity in their respective agencies, as well as their estimate of revenues that will be generated from charges for services. They shall also submit any other information deemed relevant by the Fiscal Officer and/or the Board of Commissioners and committees thereof.
4. The Fiscal Officer shall prescribe forms to be used by the offices, departments, commissions and boards of the County of Oakland in submitting their budget estimates and shall prescribe the rules and regulations the Fiscal Officer deems necessary for the guidance of officials in preparing such budget estimates. The Fiscal Officer may require that the estimates be calculated on the basis of various assumptions regarding level of service. The Fiscal Officer may also require a statement for any proposed expenditure and a justification of the services financed.
5. The Fiscal Officer shall prepare estimates of revenue for each budgeted fund, classified to show in detail the amount expected to be received from each source. Estimates of expenditures and revenues shall also be classified by character, object, function and activity consistent with the accounting system classification.
6. The Fiscal Officer shall review the agency estimates with a representative from each agency of the County of Oakland that has submitted such estimates. The purpose of the review shall be to clarify the estimates, ensure the accuracy, and to determine their adherence to the policies previously enumerated by the Fiscal Officer and the Board of Commissioners or committees thereof as herein required.
7. The Fiscal Officer shall consolidate the estimates received from the various agencies together with the amounts of expected revenues and shall make recommendations relating to those estimates which shall assure that the total of estimated expenditures including an accrued deficit does not exceed the total of expected revenues including an unappropriated surplus.
8. The recommended budget shall include at least the following:
 - (a) Expenditure data for the most recently completed fiscal year and estimated expenditures, or amended budget, for the current fiscal year,
 - (b) An estimate of the expenditure amounts required to conduct, the government of Oakland County, including its budgetary centers,
 - (c) Revenue data for the most recently completed fiscal year and estimated revenues, or amended budget, for the current fiscal year,
 - (d) An estimate of revenues, by source, to be raised or received by Oakland County in the ensuing fiscal years,
 - (e) The amount of surplus or deficit from prior fiscal years, together with an estimate of the amount of surplus or deficit expected in the current fiscal year,

- (f) An estimate of the amount needed for deficiency, contingent or emergency purposes and the amounts needed to pay and discharge the principal and interest of the debt of Oakland County due in the ensuing fiscal years,
- (g) The amount of proposed capital outlay expenditures, except those financed by enterprise, capital projects, or internal service funds, including the estimated total costs and proposed method of financing of each capital construction project and the projected additional annual operating cost and the method of financing the operating costs of each capital construction project for three (3) years beyond the fiscal year covered by the budget,
- (h) An informational summary of projected revenues and expenditures/expenses of any capital projects, internal service, and enterprise funds,
- (i) A comparison of the revenue and expenditure amounts in the recommended budget to the most recently approved budget-adopted by the Board of Commissioners with appropriate explanation of the variances,
- (j) Any other data relating to fiscal conditions that the Fiscal Officer or the Board of Commissioners or committees thereof consider to be useful in evaluating the financial needs of the County.

9. Not less than ninety (90) days before the next succeeding fiscal year, the County Executive shall transmit the recommended budget to the County Board of Commissioners. The recommended budget shall be accompanied by:

- (a) A proposed general appropriations measure, consistent with the budget, which shall set forth the anticipated revenue and requested expenditure/expense authority in such form and in such detail deemed appropriate by the Board of Commissioners or committees thereof. No appropriations measure shall be submitted to the Board of Commissioners in, which estimated total expenditures/expenses, including an accrued deficit, exceed estimated total revenues, including an available surplus.
- (b) A budget message which shall explain the reasons for increases or decreases in budgeted items compared with the current fiscal year, the policy of the County Executive as it relates to important budgetary items, and any other information that the County Executive determines to be useful to the Board of Commissioners in its consideration of proposed appropriations.
- (c) A comparison of the recommended budget to the most recently approved current year budget, together with an analysis and explanation of the variances there from, such variances being divided to show the portion attributable to the current year budget amendments and the portion resulting from the recommended budget.

10. The County Board of Commissioners, or any committee thereof, may direct the County Executive and/or other elected officials to submit any additional

information it deems relevant in its consideration of the budget and proposed appropriations measure. The Board of Commissioners or the committees thereof may conduct budgetary reviews with the Fiscal Officer, and/or County departments and divisions or agencies, etc., for the purpose of clarification or justification of proposed budgetary items.

11. The County Board of Commissioners may revise, alter, or substitute for the proposed general appropriations measure in any way, except that it may not change it in a way that would cause total appropriations, including an accrued deficit, to exceed total estimated revenues, including an unappropriated surplus. An accrued deficit shall be the first item to be resolved in the general appropriations measure.
12. The County Board of Commissioners shall fix the time and place of a public hearing to be held on the budget and proposed appropriations measure. The Clerk/Register shall then have published, in a newspaper of general circulation within the County of Oakland, notice of the hearing and an indication of the place at which the budget and proposed appropriations measure may be inspected by the public. This notice must be published at least seven days before the date of the hearing.
13. No later than September 30, the Board of Commissioners shall pass a general appropriations measure providing the authority to make expenditures and incur obligations on behalf of the County of Oakland. The supporting budgetary data to the general appropriations measure shall include at least the following:
 - (a) Expenditure data for the most recently completed fiscal year,
 - (b) The expenditures budget as originally adopted by the Board of Commissioners for the current fiscal year,
 - (c) The amended current year appropriations,
 - (d) An estimate of the expenditure amounts required to conduct, the government of Oakland County, including its budgetary centers,
 - (e) Revenue data for the most recently completed fiscal year and estimated revenues, or amended budget, for the current fiscal year,
 - (f) Budgeted revenue estimates as originally adopted by the Board of Commissioners for the current fiscal year,
 - (g) The amended current year Budgeted revenues,
 - (h) An estimate of revenues, by source, to be raised or received by Oakland County in the ensuing fiscal year,
 - (i) The amount of surplus or deficit from prior fiscal years, together with an estimate of the amount of surplus or deficit expected in the current fiscal year,
 - (j) An estimate of the amount needed for deficiency, contingent on emergency purposes, and the amounts needed to pay and to discharge the principal and interest of the debt of Oakland County due in the ensuing fiscal year,

- (k) The amount of proposed capital outlay expenditures, except those financed by enterprise, capital project, or internal service funds, including the estimated total costs and proposed method of financing of each capital construction project and the projected additional annual operating cost and the method of financing the operating costs of each capital construction project for three (3) years beyond the fiscal year covered by the budget,
 - (l) An informational summary of projected revenues and expenditures/expenses of capital projects, internal service, and enterprise funds,
 - (m) Any other data relating to fiscal conditions that the Board of Commissioners considers to be useful in considering the financial needs of the County,
 - (n) Printed copies of the Board of Commissioners Adopted Budget, Financial Plan or any facsimile thereof shall contain all of the above data unless otherwise approved by the Board of Commissioners,
14. The Board of Commissioners may authorize transfers between appropriation items by the County Executive or Fiscal Officer within limits stated in the appropriations measure. In no case, however, may such limits exceed those provided for in paragraph #22 and #23 of this resolution.
15. A deviation from the original general appropriations measure shall not be made without first amending the general appropriations measure through action by the Board of Commissioners, except within those limits provided for in paragraph #16 of this resolution.
16. Appropriations accumulated at the following three summary levels of expenditure within each County Department will be deemed maximum authorization to incur expenditures: Personnel Expenditures, Operating Expenditures, and Internal Support Expenditures. The County Executive or the Fiscal Officer shall exercise supervision and control of all budgeted expenditures within these limits, holding expenditures below individual line-item appropriations or allowing overruns in individual line-items providing that at no time shall the net expenditures exceed the total appropriation for Personnel and Operating Expenses, respectively, for each department as originally authorized or amended by the Board of Commissioners. Further, Personnel Expenses are authorized only for positions specifically authorized pursuant to this Act as adopted and amended by Board of Commissioner resolution, and appropriated overtime, holiday overtime, on-call pay, shift premium summer help, emergency salaries, and any adjustments required by collective bargaining agreements. The Fiscal Officer shall submit to the Finance Committee a quarterly listing of new governmental funded appropriations and internal service fund line items created administratively which were not properly classifiable. Line-item detail, division, unit or cost center detail and allotments, which provide a monthly calendarization of annual appropriations, as deemed necessary by the Fiscal Officer shall be maintained and utilized as an administrative tool for management information and cost control. The Fiscal Officer shall not approve any expenditure beyond that necessary to accomplish stated program or work objectives authorized in the general appropriation measure as originally approved unless

amended, in which case the amendment takes precedence.

17. In order to amend the General Appropriations Act the amendment must specifically identify the fund, department, division, unit, program and account affected by the amendment. Additionally, if the amendment increases an appropriation, the source of funding for that additional appropriation, whether an increase in revenue or an offsetting decrease in expenditure, must be presented as part of the amendment.
18. The Fiscal Officer shall maintain, for all budgeted funds, appropriation ledger accounts in which are to be recorded such expenditure encumbrances and obligations for the future payment of appropriated funds as the Fiscal Officer may approve.
19. Each purchase order, voucher or contract of Oakland County shall specify the funds and appropriation designated by number assigned in the accounting system classification from which it is payable and shall be paid from no other fund or appropriation. The necessary amount of the appropriation from such account shall be transferred pursuant to the provisions of this resolution to the appropriate general appropriation account and the expenditure then charged thereto.
20. No obligation shall be incurred against, and no payment shall be made from, any appropriation account unless there is a sufficient unencumbered balance in the appropriation and sufficient funds are or will be available to meet the obligation. All capital projects funded from the Capital Improvement Fund shall require approval of the Board of Commissioners on recommendation of the appropriate liaison committee (Planning and Building Committee) prior to initiation of the project. Any obligation incurred or payment authorized in violation of this resolution shall be void and any payment so made illegal except those otherwise ordered by court judgment or decree.
21. The Fiscal Officer, after the end of each quarter, shall transmit to the Board of Commissioners a report depicting the financial condition of budgeted operations, including, but not limited to:
 - (a) A forecast of actual revenues by major source compared with budgeted revenues accompanied by an explanation of any significant variances,
 - (b) A forecast of actual expenditures and encumbrances by department compared with authorized appropriations accompanied by an explanation of any significant variances, and
 - (c) A forecast of actual expenditures, encumbrances and transfers from each of the several non-departmental appropriations accounts compared with authorized appropriations accompanied by an explanation of any significant variances.
22. Direct expenditure and/or transfers of any unencumbered balance or any portion thereof in any appropriation for transfer account to any other appropriations account may not be made without amendment of the general appropriation measure as provided for in this resolution, except that

transfers within and between budgeted funds and departments may be made by the Fiscal Officer in the following instances:

- (a) Transfers may be made from the non-departmental overtime account and fringe benefit adjustment account to the appropriate departmental budget as specific overtime requests are reviewed and approved by the Fiscal Services Division. Additionally, overtime appropriations may be transferred between divisions within a department at the request of the Department Head, if authorized by the Fiscal Officer or his/her designee.
- (b) Transfers may be made from the non-departmental appropriation accounts for Maintenance Department Charges and Miscellaneous Capital Outlay to the appropriate departmental budget as specific requests for these items are reviewed and approved by the Fiscal Officer or his/her designee.
- (c) Transfers may be made from the non-departmental appropriation accounts Emergency Salaries and Summer Help as specific requests for these items are reviewed and approved by the Human Resources Department.
- (d) Transfers may be made from salary and fringe benefit savings, resulting from use of Merit System Administrative Leave without Pay provisions, from departmental budgets to a non-departmental Administrative Leave account. Quarterly reports identifying such transfers and detailing the status of the non-departmental Administrative Leave account shall be provided to the appropriate Board committees.
- (e) Fringe benefit rates shall be established annually in the budget process to charge all General Fund/General Purpose, Special Revenue and Proprietary funds for actual employer fringe benefit costs. Such rates shall be sufficient to meet all fringe benefit costs including sick leave and annual leave accumulations, tuition reimbursement, employee training, retirees' medical, required debt service on the Intermediate Retiree Medical Benefit Trust established pursuant to M.R. 07147, and retirement administration. All funds collected for Retirement, Tuition Reimbursement, Social Security (FICA), Medical for active and retired employees, Disability, Dental, Optical, and Life and Accident Insurance shall be transferred to the Employee Fringe Benefit Fund as established by Miscellaneous Resolution #81-312. Sufficient funds shall be maintained in the Employee Fringe Benefit Fund liability account for sick leave and annual leave to cover the accumulated liability at an amount equal to 50% of the sick leave accumulation and 100% of the annual leave accumulation, including applicable Social Security (FICA) taxes thereon. All funds collected by Workers' Compensation and Unemployment Compensation shall be transferred to the Fringe Benefit Fund as established by Miscellaneous Resolution #81-012 and modified by Miscellaneous Resolution #96-024.

- (f) The transfer of funds to the Capital Improvement Fund and Building Fund shall not be made prior to September 30, without approval from the Finance Committee of the Board of Commissioners.
 - (g) Transfers (advances) may be made as necessary from the Drain Revolving Fund to Drain Construction Funds and Drain Maintenance Funds as short term advances for costs incurred such as preliminary engineering fees and ongoing maintenance costs. Costs incurred by Drain Maintenance Funds and Drain Construction Funds will be repaid by the Drain Fund through assessments. Specific requests will be reviewed and approved by the Fiscal Officer or his/her designee.
 - (h) A transfer of any or all of the appropriation allocated under the Non-Departmental account for Legislative Expense (#10100-9090101-196030-731080) shall not be made to any departmental budget without adoption of an Oakland County Board of Commissioners resolution.
23. The Board of Commissioners may make supplemental appropriations by amending this general appropriations measure as provided by this resolution, provided that revenues in excess of those anticipated in the original general appropriations measure become available due to:
- (a) An unobligated surplus from prior years becoming available;
 - (b) Current year revenue exceeding original estimate in amounts sufficient enough to finance increased appropriations. The Board of Commissioners may make a supplemental appropriation by increasing the dollar amount of an appropriation item in the original general appropriations measure or by adding additional items. At the same time the estimated amount from the source of revenue to which the increase in revenue may be attributed shall be increased, or other source and amount added in a sum sufficient to equal the supplemental expenditure amount. In no case may such appropriations cause total estimated expenditures, including an accrued deficit, to exceed total estimated revenues, including an unappropriated surplus.
24. Whenever it appears to the County Executive or the Board of Commissioners that actual and probable revenues in any fund will be less than the estimated revenues upon which appropriations from such fund were based, the County Executive shall present to the Board of Commissioners recommendations which, if adopted, will prevent expenditures from exceeding available revenues for the current fiscal year. Such recommendations shall include proposals for reducing appropriations, increasing revenues, or both. After receiving the recommendations of the County Executive for bringing appropriations into balance with estimated revenues, the Board of Commissioners shall amend the general appropriations measure to reduce appropriations or shall approve such measures necessary to provide revenues sufficient to equal appropriations, or both.
25. All appropriations are annual and the unexpended portion shall lapse at year-end. Encumbrances and appropriations carried forward shall be recorded

as an assigned fund balance, and the subsequent year's budget amended to provide authority to complete these transactions. Appropriations shall not be carried forward for more than six (6) months into the budget year following the year in which they were originally appropriated. A status report on Appropriations Carried Forward, as required by Miscellaneous Resolution #93-156, will be incorporated as an integral part of the ensuing year's Second Quarter Financial Forecast for the purposes of determining their continuation for the remainder of the year. The recommended year-end budget amendment shall be supported with a statement of revenues and expenditures and operating surplus or deficit which shall contain the following data: (1) budget as adopted; (2) budget amendments; (3) budget as adjusted; (4) revenues and expenditures, operating surplus or deficit; (5) accrued revenue and expenditures; (6) transfers; (7) total revenues and expenditures and transfers, operating surplus or deficit, including accruals and transfers; (8) encumbrances; (9) appropriations carried forward; (10) total revenues and appropriations utilized, operating surplus or deficit, including encumbrances and appropriations carried forward; (11) balance of revenues not collected, unencumbered appropriation balance, operating surplus or deficit; (12) detail of adjustments to designated and undesignated fund balance, detail of adjustment to reserves and/or any other utilization of surplus; (13) final surplus or deficit or undesignated fund balance carried forward to the subsequent year's budget.

26. A member of the Board of Commissioners, the County Executive, any elected officer, the Fiscal Officer, any other administrative officer or employee of Oakland County shall not: (1) create a debt, incur a financial obligation on behalf of the County against an appropriation account in excess of the amount authorized, (2) apply or divert money of the County for purposes inconsistent with those specified in this general appropriations measure as approved and amended by the Board of Commissioners, nor (3) forgive a debt or write off an account receivable without appropriate authorization of the Board of Commissioners, as described in Miscellaneous Resolution #93-135 (Bad Debt Write-Off Policy) and Miscellaneous Resolution #12-048 (Short Sale Policy). Specifically, application of the foregoing Bad Debt Write-Off Policy shall be invoked for all amounts in excess of \$1,000; transactions of a lesser amount shall be considered within the administrative authority of the Fiscal Officer or his/her designee. Application of the foregoing Short Sale policy may be invoked to allow the County to consider less than the balance owed on an Oakland County home improvement loan in a proposed sale of property, unless prohibited by Federal Regulations, as determined by the Manager of the Oakland County Community and Home Improvement Division or his/her designee. Furthermore, the Fiscal Services Division must submit to the Board of Commissioners, as part of the quarterly financial report, a listing of all bad debt write offs (including short sales) occurring during the preceding three months. In addition, transactions relating to Inmate Prisoner Billings which are billed in excess of ability to pay, as determined by the Fiscal Services Division, are hereby authorized to be adjusted in accordance with Public Act 212 of 1994 with the resultant amount of the write-off subsequently reported to the Board of Commissioners as part of the Quarterly Financial Report. Also, within the administrative authority of the Fiscal Officer and with the general approval of the Court, Circuit Court and

Probate Court financial orders for \$2,500 or less may be reduced and amended by the Fiscal Services Division based on an individual's ability to pay. Waiver of fees in excess of \$2,500 shall require the approval of the Court. Except as otherwise stated in the General Appropriations Act, funds shall not be expended without specific appropriation or other appropriate action by the Board of Commissioners from reserved, designated or undesignated fund equity; from balance sheet accounts for the purchase of fixed assets not cited in paragraph 26 of the General Appropriations Act, non-routine prepaid items or non-routine obligations related to a specific appropriation; or from funds not budgeted.

27. All Internal Service Fund budgets that have depreciable assets shall have a capital budget with detail supporting the amount of annual depreciation therein included, as well as a fiscal plan for replacing, upgrading or disposing of those assets.
28. The budgetary system shall be maintained on the same basis of accounting (generally accepted accounting principles) as the actual financial information is maintained.
29. Any violation of the general appropriations measure by the County Executive, the Fiscal Officer, any administrative officer, employee or member of the Board of Commissioners detected through application of generally accepted accounting procedures utilized by Oakland County or disclosed in an audit of the financial records and accounts of the County shall be filed with the State Treasurer and reported by the State Treasurer to the Attorney General. Pursuant to Public Act 621 of 1978, the Uniform Budgeting Act, the Attorney General shall review the report and initiate appropriate action against the person or persons in violation. For use and benefit of the County of Oakland, the Attorney General or Prosecuting Attorney may institute a civil and/or criminal action in a court of competent jurisdiction for the recovery of County funds disclosed by an examination to have been illegally expended or collected as a result of malfeasance, and for the recovery of public property disclosed to have been converted or misappropriated.
30. The provisions of this act shall be applied to the General Fund and all Special Revenue and Proprietary Funds of the County, including Enterprise Funds and Internal Service Funds.

BE IT FURTHER RESOLVED that as a condition of appropriation to a Community Mental Health Authority, the Community Mental Health Authority shall submit to an annual performance audit by an entity to be selected by the Board of Commissioners with the parameters of said annual performance audit to be determined by the County's Audit Committee.

FINANCE COMMITTEE

Tom Middleton, Chairperson



FY 2013 - FY 2015 BUDGET FINANCIAL / BUDGETARY INFORMATION

I. FORM OF GOVERNMENT

Oakland County is organized under the authority of Michigan Public Act 139 of 1973 (as amended by Public Act 493 of 2000) the optional Unified Form of County Government Act. Policy formulation is a function of the twenty-five member Board of Commissioners, a partisan elected-body representing equally populated districts and serving a two-year term. Administrative responsibilities are a function of the County Executive, an elected official serving a four-year term. The Executive has veto authority over Board action, which requires a two-thirds majority vote to override.

II. ORGANIZATION AND FINANCIAL STRUCTURE

The County Budget is prepared in such a way as to maintain accountability both by programmatic cost center and by source of funds. Organizationally, the budget parallels the service delivery structure of Oakland County government including the following programs and departments:

Administration of Justice

Circuit Court
District Court
Probate Court

Law Enforcement

Sheriff
Prosecutor

General Government

Clerk/Register
Treasurer
Water Resources Commissioner
Board of Commissioners
Parks and Recreation

County Executive

Administration
Management & Budget
Central Services
Facilities Management
Human Resources
Health and Human Services
Public Services
Information Technology
Economic Development and Community Affairs

Non-Dept. Appropriations

The County's financial resources are budgeted by two major categories: General Fund/General Purpose and Special Revenue & Proprietary Funds. The former includes:

- General Fund
- Child Care Fund
- Social Welfare Foster Care Fund

Special Revenue & Proprietary Funds include all Grant Funds, Internal Service Funds, and Enterprise Funds.

Revenues are further categorized by Taxes, Federal Grants, State Grants, Other Intergovernmental Revenues, Charges for Services, Investment Income, Contributions, Indirect Cost, Other Revenues and Transfers In.

Expenditures are controlled at the Department level by three appropriation categories:

- Personnel Expenditures
- Operating Expenditures
- Internal Support Expenditures (Internal Service Funds)

III. BASIS OF ACCOUNTING

The accounting records of the County are maintained according to Generally Accepted Accounting Procedures (GAAP) as pronounced by the Government Accounting Standards Board (GASB) and its predecessors. Specifically, the County uses a modified accrual basis of accounting for the General Fund, Special Revenue Funds, Debt Service Funds, and Capital Projects Funds. A full accrual basis of accounting is used for Enterprise Funds, Internal Service Funds, Agency Funds, and Pension Trust Funds.

In general, under the modified accrual accounting, revenues are recognized when they are available to pay obligations of the fiscal period, and expenditures are recognized when they are due and able to be paid from available resources. The budget is prepared in conjunction with the modified accrual accounting policies practiced by Oakland County.

IV. FUND DESCRIPTIONS

Following Generally Accepted Accounting Principles (GAAP), Oakland County budgets and accounts for financial activities by fund. A fund is a self-balancing set of accounts, recording cash and other financial resources together with all related liabilities and balances, which are segregated for the purpose of carrying out specific activities. All County financial activity is recorded in one of nine fund types: General Fund/General Purpose, Special Revenue, Debt Service, Capital Project, Enterprise, Internal Service, Investment Trust, Pension Trust and Agency.

County financial activity is recorded in one of these fund types, but not all fund types are included in the budget, e.g., authorized for expenditure. However, those funds which are included in the Oakland County Budget fall into two main categories. The first category is General Fund/General Purpose, which includes the General Fund as well as two (2) Special Revenue Funds: Child Care Fund and Social Welfare/Foster Care Fund. These two (2) particular Special Revenue Funds are titled "General Purpose" because it is the County's intention to make up any revenue shortfall with General Fund monies. The second category includes all the other Special Revenue Funds as well as the Proprietary Funds. The fund types whereby County financial activity is recorded, but not budgeted are Capital Projects Fund, Debt Service Fund, and Fiduciary Funds.

GENERAL FUND/GENERAL PURPOSE FUNDS

The General Fund/General Purpose operations are those supported by the County property tax levy and fees generated by activities supported by the property tax levy. Included in this category is the General Fund, which covers all activity not specifically assigned to any other fund, and those Special Revenue Funds where the General Fund has pledged to cover all expenditures not covered by individual fund revenue. The Board of Commissioners exercises their greatest level of discretion over the level of appropriation and activity within these funds.

General Fund is used to account for all County financial activity that is not specifically assigned to any other fund. It is the primary vehicle by which the property tax levy is used to provide services. Unless otherwise noted, the General Fund is the sole resource for all governmental funded activity.

Child Care Fund is used to account for activity related to the placement of children in foster care homes and for the detention of children at Children's Village as ordered by Circuit/Family Court. The existence of this separate fund is required by the Michigan Social Welfare Act and assists in obtaining Child Care reimbursement from the Michigan Department of Human Services. The organizations supported by this fund include portions of the Health and Human Services Administration Division, Children's Village, and the Circuit Court's Family Division.

Social Welfare Foster Care Fund is used to reimburse agencies and individuals for board and care expenditures of foster care children awaiting adoption, under the supervision of the State Department of Human Services. Partial reimbursement of these expenditures is received from the State of Michigan. A portion of the Health and Human Services Administration Division is supported by this fund.

SPECIAL REVENUE AND PROPRIETARY FUNDS

Special Revenue and Proprietary Funds form a composite category which includes all fund types not primarily supported by the County property tax levy. Included in this designation are Special Revenue Funds, including Grants, as well as Proprietary Funds defined as Internal Service or Enterprise.

SPECIAL REVENUE FUNDS

Special Revenue funds are used to account for proceeds of specific revenue sources that are legally restricted to expenditures for specified purposes such as special assessment revenues, non-capital grants, and other earmarked revenues not included within other fund categories.

Special Revenue - Grants

The County has several separate grants budgeted in FY 2013 - FY 2015. Obviously, such a large number precludes listing and describing all the applicable funds. Below please find the list of grants and the number of each in a category:

The Multi-Organizational Grants Fund - accounts for costs in the following grants:

- Community Corrections, which uses State funds to increase utilization of community-based sanctions and services for nonviolent offenders.
- Law Enforcement Block Grant, which provides funds for projects to reduce crimes and improve public safety.
- Justice Assistance Grant (JAG) provides state and local governments funding to support a broad range of activities to prevent and control crime, and to improve the criminal justice system.

The Workforce Development Grants Fund - accounts for costs to provide employment services to individuals who are unemployed, physically or economically disadvantaged, or transitioning from school to employment. Costs include training, education, and transportation, funded through state and federal grants.

The Law Enforcement Grants Fund - consists of grants used to record costs of various law enforcement programs utilizing federal, state, and local funds.

The Housing and Community Development Fund - accounts for block grants received from the U.S. Department of Housing and Urban Development for the use of low to moderate-income home improvement loans, municipal projects, and homeless-assistance projects, including counseling. Also included are CDBG-R and the Neighborhood Stabilization Program.

The Human Service Grants Fund - accounts for the cost of various health-related/grant-funded programs.

The Other Grants Fund - consist of grants whereby the function does not relate specifically to one of the other areas. They include:

- Grant for Clerk/Register of Deeds' Survey/Remonumentation consisting of state funds to locate, verify, replace, or reposition government sector corners and quarter corners within the County, per Public Act 345 of 1990.
- Grants for programs such as Arts, Culture and Film, Domestic Preparedness Equipment, Homeland Security grants and Friend of the Court Access, Visitation grants, and Energy Efficiency Conservation Grants.

The COPS (Community Oriented Policing Services) More Grant Fund - accounts for federal and state funding to help police departments become more efficient by providing funds for technology, equipment and the support resources that will allow officers to spend more time engaged in community policing activities.

The Judicial Grants Fund - accounts for drug court programs through Oakland County Circuit and 52nd District Courts.

The Oakland Brownfield Initiative Fund - is used to account for grant revenue and administration/management costs incurred in assisting the redevelopment of tax reverted properties through Brownfield Cleanup Revolving Loan Fund programs.

The MI Child Fund - accounts for monies received from the state (based on the number of participants in the program) to be used for Oakland County's MI Child Program.

Special Revenue – Other

The Register of Deeds Automation Fund - is used to account for revenues from additional fees as authorized by the State of Michigan to allow for technology improvements in Clerk/Register of Deeds offices.

The Social Welfare Fund - is used to account for payments made to General Assistance recipients through the Oakland County Office of the Michigan Family Independence Agency. The State of Michigan, in turn, reimburses Oakland County for the disbursements. This fund is not included in the County's budget.

The County Veterans' Trust Fund - is used to account for revenue earmarked for aid to needy veterans.

The Waste Resource Management Fund - is used to account for administrative costs associated with Brownfield plans.

Building Authority External Projects Fund – is used to account for transactions associated with bond issues sold through the Oakland County Building Authority as a means of lending the County’s bond rating to benefit municipalities or agencies within Oakland County under a lease arrangement. This fund is not included in the County’s budget.

The Water and Sewer Act 342 Fund - is used to account for the construction, under contractual arrangement, of water and sewer systems (currently 5) under Public Act 342 of 1939. Upon completion of the projects, these systems are turned over to the respective municipalities for operations and maintenance. This fund is not included in the County’s budget.

The Lake Levels Act 146 Fund - is used to account for funds from special assessments to finance the cost of maintaining County lake levels (currently 30) created under Public Act 146 of 1961. This fund is not included in the County’s budget.

The Drains Act 40 Chapter 4 & 18 Maintenance Fund - is used to record expenditures for the operations and maintenance of drainage districts created under Chapters 4 and 18 of Public Act 40 of 1956 (currently 304 drains). Revenues are provided from special assessments against the benefiting properties within the district. This fund is not included in the County’s budget.

The Lake Improvements Act 345 Fund - is used to account for special assessment revenues collected to oversee the improvement (i.e., weed control) of various lakes in Oakland County. Efforts are in progress whereby the lake improvement board will name the treasurer of the local municipality (as opposed to the former arrangement with the Oakland County Treasurer) as treasurer of the respective improvement board. This will remove accounting and reporting responsibility from Oakland County (3 remaining as of 9/30/2010). This fund is not included in the County’s budget.

The Pollution Control Grants Fund - is used to account for awards of various pollution control program grants received from federal, state, and local sources. This fund is not included in the County’s budget.

The Friend of the Court Fund - is used to account for costs of the operation of this division of the Circuit Court, responsible for providing services to individuals involved in court actions relating to case initiation, establishment, collections, and enforcement of child support orders as directed by the State of Michigan Child Support Enforcement System. Revenue sources include federal and state funding and charges for services.

PROPRIETARY FUNDS

Proprietary Funds operate as private businesses whose purpose is to provide services either to customers within the County government (Internal Services) or to customers outside the County government (Enterprise). Revenue to operate the fund is generated by charges for the services provided.

Proprietary – Internal Service Funds

Internal Service funds account for the financing of goods or services provided by one County department to other departments or agencies on a cost-reimbursed basis.

Facilities Maintenance and Operations Fund accumulates the costs of operating and maintaining the County’s buildings, grounds, and utilities. The fund recovers costs by developing rates and billing user departments.

Information Technology Fund accounts for the operations of the Department of Information Technology, a service bureau that provides services to other County departments and divisions, local governmental units, private sector and @access Oakland customers. Costs include the program and system support, maintenance, enhancements and new development for all major systems applications. Effective FY 2011, the Printing portion of Mailing, Copying, and Printing Fund is included in this fund. Effective FY 2012, the Office Equipment Fund will be included in this fund also.

Drain Equipment Fund accounts for the cost of vehicles and other equipment used for the construction and maintenance of various drain, water, and sewer systems. The fund is reimbursed as the accumulated costs are distributed to specific projects or funds.

Motor Pool Fund accumulates the costs of purchasing, servicing, and operating County-owned vehicles. The fund recovers these costs by developing rates and billing user departments.

Telephone Communications Fund accumulates the costs of operating the County telephone system. The fund is reimbursed for the accumulated costs by distributing the charges to the specific fund or department.

Building and Liability Insurance Fund was established to accumulate monies which are available to settle claims against the County when no insurance coverage exists and to make insurance premium payments. The fund is reimbursed by the user departments for insurance premiums paid and monies accumulated for self-insurance.

Fringe Benefits Fund is used as a clearing account for the County's employee fringe benefits. Monies are accumulated in this fund as a result of payroll allocations made on a departmental and/or bargaining unit basis. This fund also accumulates and disburses monies related to workers' compensation and unemployment compensation claims, and performs as the debt service fund for the County's Interim Retiree Medical Benefits Trust effective with Fiscal Year 2008.

Proprietary - Enterprise Funds

Enterprise funds account for operations and services provided for County residents and are financed primarily through user charges.

County Airports Fund was established to account for operations of the Oakland County International Airport, Oakland/Troy, and Oakland/Southwest airports. Revenues are primarily derived from leases, hangar rentals, landing fees and other rentals or service charges.

The Delinquent Personal Tax Administration Fund - is used to account for the collection of delinquent personal property taxes and their subsequent disbursement to various municipalities, school districts, and other governmental units. Cost-related activities involving the collection of taxes are also recorded in this fund. Per State of Michigan statutes, money collected in excess of costs shall be intermittently transferred to the County General Fund.

Delinquent Tax Revolving Fund is used to account for money advanced by the County to cities, villages, townships, and County funds for unpaid property taxes and the subsequent collections of delinquencies from taxpayers. Short-term notes are sold to fund the advances necessary.

Parks and Recreation Fund is used to account for revenue earmarked for the operation of the County Parks (currently 13). Principal revenues are from a voter-approved millage and user charges.

Fire Records Management Fund was established to accumulate revenues and costs associated with providing a centralized Fire Records Management System (FRMS). The system will aid in uniform reporting and data sharing for participating local fire departments.

Sewage Disposal System Funds were established to record operations and maintenance of the systems, which are used to move sewage to the City of Detroit and Wayne County for treatment. These systems include the Clinton-Oakland S.D.S., Huron-Rouge S.D.S., Evergreen-Farmington S.D.S., and Southeastern Oakland County S.D.S (George W. Kuhn Drain). Costs are recovered by developing rates and billing the municipalities being serviced.

Water and Sewer Trust Fund is used to account for monies received from those County residents whose water and sewer systems are maintained for their respective cities, villages, or townships by Oakland County. There are currently 22 municipal water systems and 16 municipal sewer systems that are operated under these contractual agreements. The water and sewer systems are operated and maintained by the Oakland County Water Resources Commissioner.

CLEMIS (Courts and Law Enforcement Management Information System) Fund was established to accumulate revenues and costs associated with providing law enforcement units with immediate access to criminal and vehicle information throughout the United States and Canada. This includes costs of purchasing, servicing, and operating mobile data terminals and base stations.

Radio Communications Fund accumulates the costs of purchasing, servicing, and operating the County-owned radio system. The fund recovers costs by developing rates and billing users, and also receives revenue from the 911 surcharge.

V. BUDGET POLICY AND PROCEDURES

Budgeting policies and procedures are delineated in the General Appropriations Act adopted annually by the Board of Commissioners which complies with Public Act 621 of 1978, the Uniform Budgeting, and Accounting Act for Local Units of Government in Michigan. This act mandates a balanced budget, designates the County Executive as the Chief Administrative Officer and the Director of Management & Budget as the Chief Fiscal Officer. The act further spells out the fiduciary responsibilities of all County employees, elected and appointed, specifies the minimum required contents of the budget document and prescribes appropriate actions in the event of violation.

VI. BUDGET PROCESS

The Oakland County Budget Process is typically divided into four (4) phases and functions on a Triennial basis, which began in 2009 for processing the FY 2010-2013 budget.

With the recent economic downturn and the need to plan further into the future, the County will continue with the "triennial budget", projecting out to three fiscal years (FY 2013, FY 2014, and FY 2015). By preparing a three-year budget we hope to gain more advanced notice, better long term planning, and greater opportunities to react before a crisis arises, thereby easing the fear of the unknown.

Phase I - Development of Budget Preparation Materials

This first phase begins with Fiscal Services Division staff, working with the operating departments, developing preliminary General Fund/ General Purpose revenue estimates. This work is undertaken during January and early February. The staff members involved will use a number of techniques in developing these revenue estimates. Some of the techniques include reviewing historical revenue patterns; analyzing economic information such as the local consumer price index, construction activity, land sale activity, etc; reviewing property value information provided by the County's Equalization Division; and reviewing revenue estimates provided by the Michigan Department of Treasury. The result of this activity is the compilation of Estimated County General Fund/General Purpose Revenue for the upcoming triennial period. This information is shared with the Board of Commissioners' Finance Committee, as well as County Administration.

The primary purpose of estimating revenues is the development of the budget parameters for the next triennial period. The level of projected revenue growth will determine whether an inflation factor will be allowed for existing programs, what level of salary and wage increases will be proposed by the Executive, and the level of resources which will be available for program expansion. The budget parameters are communicated through a letter signed by the Director of Management and Budget and the Director of Human Resources. The letter is included and discussed during the Budget Orientation Sessions.

Upon completion of the revenue estimation function, Fiscal Services Division staff develop materials for the departments to use in requesting a budget for the next triennial period. This includes gathering historical expenditure information so the departments have some rational basis to make their requests, preparing the financial system to enter budget data, and developing the salary forecast, which provides the detailed costs of salaries and fringe benefits for each authorized position within the County departments. Aside from revenue estimates, generating an accurate salary forecast is perhaps the most crucial part of the budget process, as personnel costs account for nearly half of the County's entire budget.

The final step in Phase I is the Budget Orientation session. These sessions, attended by all operating departments and administered by Fiscal Services and Human Resource Department staff, are designed to emphasize the budget parameters, go over the budget calendar and instructions, and provide departments with information useful to the development of their budget requests including current and historical expenditure information and an annualized salary and fringe benefit forecast.

Phase II - Development of Department Budget Requests

At this stage, the normal process would be for departments to develop their budget allocation requests and submit them to the Fiscal Services Division and Human Resources Department by end of April, for each of the following categories:

1. Current Programs - Departments may request inflation adjustments or other known increases in allocations to operate at their current program levels.
2. Program Change - Departments may request an allocation to fund any new program, innovation, requirement, or other substantial change in their operation.

However, during the past few fiscal years (beginning FY 2008), the County, as most governmental entities, encountered economic recessive factors that resulted in a significant shortfall in revenue and the need to reduce personnel and operating expenses. This required a more rigorous approach to meet the challenge of developing a balanced budget. As a result, a Budget Task was assigned to each Elected Official of the County as a means to reduce expenditures in order to balance the budget for each future fiscal period. These tasks were assigned based upon the individual percentage of the General Fund/General Purpose budget for the fiscal period, as well as any carried forward credit and remaining structural budget issues from the previous fiscal period.

When Budget Tasks are assigned, each Elected Official is required to develop a structural plan to resolve the Budget Task assigned to them by producing NEW revenue and not merely increasing revenue based upon activity levels, and/or by specific structural reductions in expenditures. It is at the discretion of the Elected Official as to how the task will be distributed among the departments he or she oversees. In the event no budget tasks are assigned to the Elected Officials, the normal process for developing the budget would be followed as indicated in bullets 1 and 2 of Phase II. In either event, the plans are to be submitted to the County Executive's Budget Task Force by late April. The Budget Task Force consists of the five (5) Deputy County Executives, with staff support provided by the Directors of Management and Budget and Human Resources. Please note there were no budget tasks assigned to any Elected Official for FY 2013, FY 2014, or FY 2015.

Phase III - Development of the County Executive's Recommended Budget

The initial activity during this phase is the analysis of the Elected Officials' plans to meet the Budget Task. There may be a meeting between the Elected Officials and the Budget Task Force for questioning, clarification, and possible negotiation if needed. Analysts from Fiscal Services and Human Resources are usually on hand and called upon to assist with the analysis process in order for the Budget Task Force to make a decision about budget plans submitted. Once the Budget Task Force has reviewed the plans and given approval for its recommendation, the Fiscal Services and Human Resources staff begins developing the County Executive's Recommended Budget, which usually occurs during the months of May and June.

The County Executive Recommended Budget is produced in line-item document form and must be submitted to the Board of Commissioners by July 1, or ninety days before the start of the triennial period. State law and the County General Appropriations Act require that this Recommended Budget be "balanced" with revenues equaling expenditures.

Phase IV - Board of Commissioners' Process for Budget Adoption

Upon receipt of the County Executive Recommended Budget, the Board of Commissioners reviews the recommendation. The Board has the authority to accept the County Executive Recommendation in total, reject it in total, or to modify the Recommendation. In almost all situations, the latter option is implemented.

Although not required by any statute, typically the Board of Commissioners will utilize its Finance Committee (lead committee on the budget) and Human Resources Committee (support committee) to conduct budget hearings on the County Executive Recommendation. The committees have options as to how they conduct the hearings and who is requested to be present to defend the recommendation. Generally, Fiscal Services staff and Human Resources staff appear at each hearing as well as specific departments as requested by the committees.

During the budget hearing process a number of amendments to the County Executive Recommendation may be introduced. Some of the recommended amendments may be initiated by the Administration as a result of continued negotiations with the operating departments. The Commissioners recommend other amendments. The recommended amendments are not voted on during the hearing process. Rather they are placed on an "amendment list". At their last meeting in August, the Finance Committee will vote on each item on the list, and any other proposed amendments brought during that meeting. The result of these actions will produce a Finance Committee Recommended Budget. State law and the County General Appropriations Act also require that this Recommended Budget be "balanced" with revenues equaling expenditures.

The Finance Committee Recommended Budget is then moved to the full Board of Commissioners for action at their last meeting in September. A public hearing on the Finance Committee Recommended Budget is also scheduled for that day. Public Notice regarding the Finance Committee Recommended Budget (including a brief summary of the recommended budget) and the budget hearing is placed in one general circulation newspapers throughout the County at least seven (7) days prior to the hearing date. A copy of the Finance Committee Recommended Budget is placed with the County Clerk for public inspection.

At the final meeting in September, the full Board of Commissioners will first conduct a public hearing on the Finance Committee Recommended Budget. After the hearing, the Board may entertain any amendments from Commissioners. Each amendment is voted on separately. After consideration of any amendments, the Board adopts the Triennial Budget, which again must be balanced.

VII. CALENDAR FOR PREPARATION OF THE BUDGET DOCUMENT

BUDGET CALENDAR FOR FISCAL YEAR 2012 (some dates are subject to change)

<u>Date</u>	<u>Activity/Action</u>	<u>Area(s) Responsible</u>
January 2012	Verify Human Resources information regarding Positions and classifications	Human Resources Fiscal Services
Jan - Feb 2012	Prepare FY 2013 - FY 2015 General Fund/General Purpose Preliminary Revenue Estimates	Fiscal Services/ Departments
February 2012	Submit FY 2013 - FY 2015 Preliminary Revenue Estimates to County Executive	Fiscal Services
March 15, 2012	Submit Preliminary FY 2013 - FY 2015 General Fund/General Purpose Revenue Estimates to Finance Committee	Fiscal Services
April 2012	Run <u>Draft</u> of Salary and Fringe Benefit Forecast Report	Fiscal Services
April 12, 2012	Submit FY 2012 1 st Quarter Financial Forecast and Related Budget Amendments to the Finance Committee	Fiscal Services
April 17 & 18, 2012	FY 2013 - FY 2015 Budget Overview Sessions with Elected Officials, Department Directors and Division Managers	County Exec Fiscal Service Human Resources
April 12, 2012	Submit 2012 Equalization Report to Finance Committee	Equalization Division
May 4, 2012	Departments to submit proposed Budget Adjustments to Fiscal Services and Human Resources	Departments
May 7, 2012	Enter updated parameters for fringe benefits into Salary and Fringe Benefit Forecast Report	Fiscal Services
May 10, 2012	Download Salary & Fringe Benefit Forecast	Fiscal Services

June 14, 2012	Submit FY 2012 2 nd Quarter Financial Forecast and Related Budget Amendments to the Finance Committee	Fiscal Services
May 31, 2012	Finalize preliminary County Executive Recommendation	Fiscal Services Human Resources
June 21, 2012	Complete County Executive's Budget Message, General Appropriations Act, and Budget Reports for budget document and submit to Printing	Fiscal Services
June 28, 2012	Complete "Categorical/Variance" document and submit to Printing	Fiscal Services
July 01, 2012	Submit County Executive's FY 2013 - FY 2015 Recommended Budget to the Board of Commissioners and Clerk's Office - Administration	Fiscal Services
July 18, 2012	County Executive - Budget Presentation to the Board of Commissioners	County Executive
July 25, 2012	Human Resources Committee Meeting - Budget Hearing for Affected Operating Departments General Salary Recommendation for FY 2013 Additional Hearing Dates to be scheduled as needed	Human Resources
July 26, 2012	Finance Committee Meeting - Present County Executive's Recommended Budget and Overview of Revenue and Non-Departmental budgets	Fiscal Services
July 26, 2012	Finance Committee Meeting Budget Hearing for Affected Operating Departments - Additional Hearing Dates to be scheduled as needed	Fiscal Services
Aug 30, 2012	Finance Committee Meeting 1. Complete Budget Hearing and finalize Finance Committee Recommended Budget, including consideration of Human Resources Committee Recommendation. 2. Forward recommendation to Board of Commissioners to set Public Hearing on Proposed Budget and authorize Public Notice	Finance Committee
Aug 30, 2012	Set Public Hearing on FY 2013 Budget and General Appropriations Act	Board of Comm.
Sept 7, 2012	Submit Finance Committee Recommended Budget Document to Printing	Fiscal Services
Sept 13, 2012	Submit FY 2012 3 rd Quarter Financial Forecast and Related Budget Amendments to Finance Committee	Fiscal Services

Sept 13, 2012	Issue Public Notice for both FY 2013 Budget and General Appropriations Act (<i>notice must be posted seven (7) days prior to Public Hearings for the adoption of the Budget and General Appropriations Act</i>)	Fiscal Services
Sept 13, 2012	Finance Committee Recommended Budget available in Clerk's Office - Administration	Fiscal Services
Sept 20, 2012	Hold Public Hearing - Adopt FY 2013 Budget and General Appropriations Act (<i>Board of Commissioners required to pass General Appropriations Act no later than September 30</i>)	Board of Comm.
Oct 18, 2012	Update FY 2013 - FY 2015 Budgets to include adjustments from Finance Committee Recommendation and other budget adjustments approved at the Sept. 20, 2012 Board meeting	Fiscal Services
Nov 2, 2012	Submit Board of Commissioners FY 2013 - FY 2015 and General Appropriations Act document to Printing	Fiscal Services
Nov 14, 2012	Delivery Board of Commissioners FY 2013 - FY 2015 and General Appropriations Act document to the Board of Commissioners	Fiscal Services
Dec 6, 2012	Submit FY 2012 Year End Resolution to Finance Committee	Fiscal Services

VIII. BUDGET AMENDMENT PROCESS

In Oakland County, the budget is a living document which can be adjusted to meet the changing demand for services during the fiscal year. Accordingly, the budget amendment process is part of a larger on-going budget monitoring process. Rather than hold budget changes to one or two specific times in the fiscal year, the County's Administration and policy makers prefer to deal with issues as they arise, making appropriate budget adjustments.

Oakland County operates with a three-year "rolling budget". This means that unless an adjustment is a one-time circumstance, all budget amendments modify the current fiscal year budget and the two subsequent fiscal year budgets. This practice allows the County to not only anticipate but to allocate the impact of adjustments over a multi-year time frame.

With few exceptions, a resolution adopted by the Board of Commissioners is required to amend the budget. All requests for budget amendments must be approved by the Board of Commissioner's Finance Committee prior to full Board approval. Any operating department or elected official may request a budget amendment. All requested amendments are reviewed by Management and Budget which, in turn, recommends (in the name of the County Executive) approval or disapproval of the requested amendment.

The exceptions, as listed in the General Appropriations Act, allows the Chief Fiscal Officer (Director of Management and Budget) to transfer funds from budgeted reserve accounts into a departmental budget to cover overtime needs, capital outlay requests, and maintenance department charges. The Chief Fiscal Officer is required to report the Finance Committee when such transfers are made.

In addition, the Department of Management and Budget prepares quarterly financial forecasts that project budget performance through the end of the fiscal year.

Section 24 of the General Appropriations Act provides that:

Whenever it appears to the County Executive or the Board of Commissioners that actual and probable revenues in any fund will be less than the estimated revenues upon which appropriations from such fund were based, the County Executive shall present to the Board of Commissioners recommendations which, if adopted, will prevent expenditures from exceeding available revenues for the current fiscal year. Such recommendations shall include proposals for reducing appropriations, increasing revenues, or both. After receiving the recommendations of the County Executive for bringing appropriations into balance with estimated revenues, the Board of Commissioners shall amend the general appropriations measure to reduce appropriations or shall approve such measures necessary to provide revenues sufficient to equal appropriations, or both.

Section 23 of the General Appropriations Act provides that:

The Board of Commissioners may make supplemental appropriations by amending this general appropriations measure as provided by this resolution, provided that revenues in excess of those anticipated in the original general appropriations measure become available due to:

- (a) An unobligated surplus from prior years becoming available; or
- (b) Current year revenue exceeding original estimate in amounts sufficient enough to finance increased appropriations.

The Board of Commissioners may make a supplemental appropriation by increasing the dollar amount of an appropriation item in the original general appropriations measure or by adding additional items. At the same time, the estimated amount from the source of revenue to which the increase in revenue may be attributed shall be increased, or other source and amount added in a sum sufficient to equal the supplemental expenditure amount. In no case, may such an appropriation cause total estimated expenditures, including an accrued deficit, to exceed total estimated revenue, including an unappropriated surplus.

Section 22 of the General Appropriations Act provides that:

Direct expenditure and/or transfers of any unencumbered balance or any portion thereof in any appropriation for transfer account to any other appropriation account may not be made without amendment of the general appropriations measure as provided for in this resolution, except that transfers within and between budgeted funds and departments may be made by the Fiscal Officer in certain specified instances.

IX. USE OF FUND BALANCES

It is Oakland County's sustainable practice to maintain a General Fund balance equating to approximately 20% of annual General Fund / General Purpose expenditures. This figure is calculated based upon two criteria. The first criterion is the Government Finance Officers' Association (GFOA) recommendation to retain at least two months of annual expenditures (approximately 17%) in fund balance. Such a practice provides a cushion against sudden fiscal crises, allowing the County to meet emergency demands without severely disrupting ongoing operations and services.

The second criterion is the need for an additional cash flow cushion based upon the fact that Michigan Public Act 357 of 2004 requires the County to collect property taxes in arrears. Under this State Act, counties levy property taxes in July of each calendar year, which is ten months AFTER the beginning of Oakland County's fiscal year. Prior to enacting P.A. 357, the County levied property taxes in December only three months after the beginning of the fiscal year. This shift to a later levy date results in the need for short-term borrowing to augment General Fund cash balances around April of each fiscal year.

Maintaining a General Fund balance of approximately 20% of annual General Fund / General Purpose (GF/GP) expenditures is sufficient to maintain services, without disruptive financial swings. Any amount in excess of that 20% can be used to cover one-time expenditures, or to provide time and flexibility to decision makers to implement thoughtful structural reductions required to meet shrinking revenues.

Through accelerated budget reductions, Oakland County's General Fund balance equaled \$201.2 million as of September 30, 2011. This level of fund balance equates to 48% of budgeted fiscal year 2012 GF/GP expenditures. A portion of this balance will be used to support County General Fund / General Purpose operations for FY 2012 (\$17.5 million), FY 2013 (\$37.5 million), FY 2014 (\$44.7 million), and FY 2015 (\$52.3 million). At that time additional structural reductions, as well other favorable variances, will provide structural balance and maintain the 20% of expenditure target.

Revenue Summary
OAKLAND COUNTY, MICHIGAN

FY2013 AND FY2014 AND FY2015 County Executive Budget Recommendation

Account Number/Description	FY 2011 Actual	FY 2012		FY 2013 Amended Plan	FY 2014 Amended Plan	FY 2013 County Exec. Recommended	FY 2014 County Exec. Recommended	FY 2015 County Exec. Recommended
		Adopted Budget	Amended Budget					
Revenues								
Revenues								
Taxes								
Treasurers Office	174,924	76,000	76,000	76,000	76,000	76,000	76,000	76,000
Non-Departmental	209,115,513	198,253,187	198,253,187	196,188,582	196,188,582	196,432,241	196,432,241	198,474,597
	209,290,437	198,329,187	198,329,187	196,264,582	196,264,582	196,508,241	196,508,241	198,550,597
Federal Grants								
Health and Human Services	595,786	370,728	650,527	370,728	370,728	374,738	370,728	370,728
Prosecuting Attorney	78,698	129,243	129,243	129,243	129,243	67,500	67,500	67,500
Sheriff	0	82,000	82,000	82,000	82,000	82,000	82,000	82,000
	674,484	581,971	861,770	581,971	581,971	524,238	520,228	520,228
State Grants								
Health and Human Services	4,991,076	5,053,257	5,032,310	4,539,741	4,539,741	4,375,486	4,375,486	4,375,486
Prosecuting Attorney	78,698	129,243	129,243	129,243	129,243	67,500	67,500	67,500
Sheriff	1,905	0	2,160	0	0	0	0	0
Non-Departmental	13,013,585	15,102,797	15,161,398	15,219,992	15,219,992	14,603,844	14,603,844	14,603,844
	18,085,264	20,285,297	20,325,111	19,888,976	19,888,976	19,046,830	19,046,830	19,046,830
Other Intergovernmental Revenues								
Health and Human Services	118,752	54,000	54,000	54,000	54,000	54,000	54,000	54,000
Circuit Court	4,702	4,500	4,500	4,500	4,500	4,500	4,500	4,500
District Court	2,917	2,500	2,500	2,500	2,500	2,300	2,300	2,300
Sheriff	259,244	468,840	296,102	300,000	300,000	300,000	300,000	300,000
Non-Departmental	10,893,230	10,560,694	10,560,694	10,526,495	10,515,095	10,403,495	10,392,095	20,596,571
	11,278,845	11,090,534	10,917,796	10,887,495	10,876,095	10,764,295	10,752,895	20,957,371
Charges for Services								
County Executive	0	0	0	0	0	0	0	0
Management and Budget	4,037,662	3,779,504	3,786,764	3,779,504	3,779,504	3,915,602	3,915,602	3,915,602
Central Services	200,583	506,500	506,500	506,500	506,500	418,300	418,300	418,300
Human Resources	965	800	800	800	800	800	800	800
Health and Human Services	6,041,219	6,042,134	6,065,691	6,047,634	6,047,634	5,894,134	5,894,134	5,894,134
Public Services	1,231,263	1,446,895	1,446,895	1,661,503	1,661,503	1,357,895	1,357,895	1,357,895
Economic Develop/Comm Affairs	372,768	323,000	323,000	324,200	348,500	282,256	294,171	307,173
County Clerk/Register of Deeds	11,753,731	10,805,693	10,806,143	10,805,693	10,805,693	10,805,993	10,805,993	10,805,993
Circuit Court	4,811,350	5,046,000	5,051,000	5,051,000	5,051,000	4,999,500	4,999,500	4,999,500
District Court	12,162,330	12,865,100	12,865,100	12,865,100	12,865,100	12,273,400	12,243,400	12,243,400
Probate Court	491,352	512,300	512,300	512,300	512,300	520,300	520,300	520,300
Prosecuting Attorney	379,157	432,300	432,300	432,300	432,300	442,300	442,300	442,300

Revenue Summary
OAKLAND COUNTY, MICHIGAN

FY2013 AND FY2014 AND FY2015 County Executive Budget Recommendation

Account Number/Description	FY 2011 Actual	FY 2012		FY 2013 Amended Plan	FY 2014 Amended Plan	FY 2013 County Exec. Recommended	FY 2014 County Exec. Recommended	FY 2015 County Exec. Recommended
		Adopted Budget	Amended Budget					
Sheriff	41,011,511	51,514,837	50,895,419	49,165,870	49,688,971	51,351,059	51,372,125	51,372,125
Board of Commissioners	74,073	27,600	27,600	27,600	27,600	25,600	25,600	25,600
Water Resources Commissioner	1,907,704	1,368,112	1,368,112	1,388,112	1,393,558	1,400,154	1,405,566	1,411,038
Treasurers Office	8,020,462	4,922,918	5,657,918	5,657,918	5,657,918	5,657,918	5,657,918	5,657,918
Non-Departmental	2,122,027	880,000	887,000	892,000	892,000	892,000	892,000	892,000
Information Technology	0	0	0	0	0	0	0	0
	94,618,155	100,473,693	100,632,542	99,118,034	99,670,881	100,237,211	100,245,604	100,264,078
<u>Investment Income</u>								
Economic Develop/Comm Affairs	2,599	5,000	5,000	5,000	5,000	0	0	0
County Clerk/Register of Deeds	41,533	2,500	2,500	2,500	2,500	2,500	2,500	2,500
District Court	3,456	6,000	6,000	6,000	6,000	3,500	3,500	3,500
Sheriff	14,320	0	0	0	0	0	0	0
Treasurers Office	42,380	43,000	43,000	43,000	43,000	43,000	43,000	43,000
Non-Departmental	3,494,511	3,200,000	3,200,000	3,200,000	3,200,000	2,800,000	2,800,000	2,800,000
	3,598,799	3,256,500	3,256,500	3,256,500	3,256,500	2,849,000	2,849,000	2,849,000
<u>Planned Use of Fund Balance</u>								
Non-Departmental	0	17,508,009	24,973,345	37,850,005	45,412,312	37,513,028	44,717,088	52,281,173
	0	17,508,009	24,973,345	37,850,005	45,412,312	37,513,028	44,717,088	52,281,173
<u>Other Revenues</u>								
Management and Budget	2,518	0	0	0	0	0	0	0
Central Services	3,581	4,300	4,300	4,300	4,300	3,800	3,800	3,800
Health and Human Services	42,464	0	0	0	0	0	0	0
Public Services	146	0	0	0	0	0	0	0
County Clerk/Register of Deeds	6,134	0	0	0	0	0	0	0
District Court	92	0	0	0	0	0	0	0
Probate Court	22	0	0	0	0	0	0	0
Prosecuting Attorney	82,624	50,608	39,192	50,608	50,608	50,608	50,608	50,608
Sheriff	755,178	43,463	903,657	43,463	43,463	43,463	43,463	43,463
Board of Commissioners	82	0	0	0	0	0	0	0
Treasurers Office	77,335	200	200	200	200	200	200	200
Non-Departmental	53,338	417,500	417,500	417,500	417,500	417,500	417,500	417,500
	1,023,514	516,071	1,364,849	516,071	516,071	515,571	515,571	515,571
<u>Contributions</u>								
Economic Develop/Comm Affairs	50,668	153,000	153,000	53,000	53,000	44,400	44,400	44,400
Circuit Court	18,940	0	50,000	0	0	0	0	0
Prosecuting Attorney	276,100	300,697	300,697	0	0	0	0	0
Sheriff	0	5,545	5,545	0	0	0	0	0
Water Resources Commissioner	1,919	0	0	0	0	0	0	0
Treasurers Office	0	5,545	5,545	0	0	0	0	0

**Revenue Summary
OAKLAND COUNTY, MICHIGAN**

FY2013 AND FY2014 AND FY2015 County Executive Budget Recommendation

Account Number/Description	FY 2011 Actual	FY 2012		FY 2013 Amended Plan	FY 2014 Amended Plan	FY 2013 County Exec. Recommended	FY 2014 County Exec. Recommended	FY 2015 County Exec. Recommended
		Adopted Budget	Amended Budget					
Indirect Cost Recovery	347,627	464,787	514,787	53,000	53,000	44,400	44,400	44,400
Non-Departmental	8,770,800	8,700,000	8,700,000	8,700,000	8,700,000	7,900,000	7,900,000	7,900,000
Total Revenues	347,687,926	361,206,049	369,875,887	377,116,634	385,220,388	375,902,814	383,099,857	402,929,248
Transfers/Other Sources (Uses)								
Transfers In								
Public Services	0	0	20,000	0	0	0	0	0
District Court	215,858	0	0	0	0	0	0	0
Treasurers Office	5,293,809	5,656,048	5,656,048	5,658,923	5,420,437	5,658,923	5,420,437	5,420,437
Non-Departmental	51,750,408	49,375,476	49,875,476	34,633,070	34,051,111	36,333,070	35,751,111	20,289,783
Total Transfers/Other Sources (Uses)	57,260,075	55,031,524	55,551,524	40,291,993	39,471,548	41,991,993	41,171,548	25,710,220
Grand Total General Fund/General Purpose Funds	404,948,002	416,237,573	425,427,411	417,408,627	424,691,936	417,894,807	424,271,405	428,639,468

Special Revenue & Proprietary

Special Revenue

Animal Control Grants	10,331	47,173	47,173	23,587	23,587	23,587	23,587	23,587
Art Culture Film Grant	25,400	25,400	25,400	25,400	25,400	25,400	25,400	25,400
ARRA NET Restore 09 Byrne JAG	144,426	123,077	123,077	123,077	123,077	0	0	0
ARRA 2009 Sher Clem Bryne JAG	490,753	0	0	0	0	0	0	0
ATPA Grants	796,621	942,962	825,758	942,962	942,962	825,758	825,758	825,758
BFC Personnel	390,132	571,980	571,980	571,980	571,980	550,980	550,980	550,980
Brownfield Consort Assmt FY10	391,815	0	0	0	0	0	0	0
Child Care Grants	5,748	663	663	0	0	0	0	0
Child Lead Poisoning	41,871	44,518	37,840	44,518	44,518	37,840	37,840	37,840
Cir Crt Adoption Incentive Gr	3,120	132,799	132,799	33,583	0	34,083	0	0
CLEMIS IT	418,684	0	0	0	0	0	0	0
Clerk Survey Remonumentation	290,595	326,937	329,156	326,937	326,937	326,937	326,937	326,937
CMH OSAS Medicaid	2,108,108	2,200,000	2,200,000	2,200,000	2,200,000	2,200,000	2,200,000	2,200,000
Community Corrections	1,705,774	1,795,303	1,795,303	1,795,303	1,795,303	1,802,303	1,795,303	1,795,303
Community Develop Block Grants	3,924,221	4,629,243	4,629,243	4,629,243	4,629,243	4,629,243	4,629,243	4,629,243
Community Partnerships	0	0	0	0	0	0	0	0
County Veterans Trust	205,056	63,460	63,460	63,460	63,460	63,460	63,460	63,460
Criminal Justice Train Grant	110,699	150,000	150,000	150,000	150,000	150,000	150,000	150,000
Delinqt Personal Prop Tax Adm	0	0	0	0	0	0	0	0

Revenue Summary
OAKLAND COUNTY, MICHIGAN
FY2013 AND FY2014 AND FY2015 County Executive Budget Recommendation

Account Number/Description	FY 2011 Actual	FY 2012		FY 2013 Amended Plan	FY 2014 Amended Plan	FY 2013 County Exec. Recommended	FY 2014 County Exec. Recommended	FY 2015 County Exec. Recommended
		Adopted Budget	Amended Budget					
Domestic Preparedness Equipmen	3,324,197	3,932,809	8,091,476	8,091,476	6,068,607	1,267,234	950,425	0
Drug Court Circuit Adult SCAO	10,000	10,000	36,000	10,000	10,000	36,000	36,000	36,000
Drug Court Circuit Juveni SCAO	10,000	10,000	90,000	10,000	10,000	40,000	40,000	40,000
Drug Court District 52 1 SCAO	4,924	0	0	0	0	0	0	0
Drug Court District 52 2 SCAO	0	0	0	0	0	0	0	0
Drug Court District 52 3 SCAO	0	0	21,000	0	0	21,000	21,000	21,000
Drug Policy Grant	985,323	927,871	912,590	927,871	927,871	965,029	965,029	965,029
Economic Development Corp	144,494	83,500	83,500	83,500	83,500	48,500	48,500	48,500
Econ Dev Special Projects	190,000	0	0	0	0	0	0	0
Emergency Shelter Grants	152,105	172,054	172,054	172,054	172,054	172,054	172,054	172,054
Energy Efficiency Conservation	760,667	0	0	0	0	0	0	0
Env Health Grants Fund	0	0	40,000	0	0	0	0	0
FEMA Grants	213,213	0	93,642	0	0	0	0	0
Fetal Infant Mortality Review	5,400	5,400	5,400	5,400	5,400	5,400	5,400	5,400
FOC Access Visitation	17,465	19,000	24,000	19,000	19,000	27,395	27,395	27,395
Friend of the Court	15,368,200	16,963,074	16,963,074	16,896,436	16,920,200	16,245,041	16,333,240	16,472,137
Health Adolescent Screening	67,197	73,000	36,500	73,000	73,000	18,250	18,250	18,250
Health AIDS Counseling	489,847	497,900	248,950	497,900	497,900	124,475	124,475	124,475
Health Bioterrorism	939,822	792,034	658,054	792,034	792,034	658,054	658,054	658,054
Healthy Communities Planning	12,924	15,000	24,279	15,000	15,000	15,279	15,279	15,279
Health MCH Block	651,706	727,067	801,388	727,067	727,067	801,388	801,388	801,388
Health MDPH OSAS	4,326,981	4,792,578	4,403,645	4,792,578	4,792,578	4,792,578	4,792,578	4,792,578
Health TB Outreach	56,903	62,003	54,223	62,003	62,003	54,223	54,223	54,223
Health Tobacco Reduction	25,694	30,000	30,000	30,000	30,000	30,000	30,000	30,000
Health Vaccines for Children	114,993	107,255	101,835	107,255	107,255	101,835	101,835	101,835
Health WIC	2,413,927	2,572,540	2,579,102	2,581,180	2,581,180	2,579,822	2,579,822	2,579,822
Hlth Early Warn Infect DisSurv	5	1,839	0	1,839	1,839	0	0	0
Hlth Immunization Action Plan	587,462	595,470	506,775	595,470	595,470	506,775	506,775	506,775
Hlth Nurse Family Partnership	0	0	485,000	0	0	485,000	485,000	485,000
Home Investment Partner Grants	2,673,974	2,381,172	2,381,172	2,381,172	2,381,172	2,381,172	2,381,172	2,381,172
Homelessness Prevention	770,454	0	0	0	0	0	0	0
Housing Counseling Grants	63,517	55,976	34,479	55,976	55,976	55,976	55,976	55,976
MSHDA Counseling	23,650	84,000	84,000	84,000	84,000	84,000	84,000	84,000
Interim Retiree Med Ben Trust	0	0	0	0	0	0	0	0
JAG FY2011 to FY2014	0	208,894	208,894	0	0	0	0	0
Juvenile Acct Incentive Block	173,499	128,095	108,467	128,095	128,095	108,467	108,467	108,467
Land Sale	0	0	0	0	0	0	0	0
Local Law Enforcement Block Gr	169,474	281,129	281,129	281,129	281,129	281,129	281,129	281,129
MI Child	15,818	15,000	15,000	15,000	15,000	15,000	15,000	15,000
Mich Mental Health SCAO	42,699	0	11,825	0	0	0	0	0
MI Mental Health Ct Grant Prog	11,204	0	0	0	0	11,825	11,825	11,825
Neighborhood Stabilization	5,447,199	298,521	298,521	298,521	298,521	298,521	298,521	298,521
OSAS Adult Benefit Waiver Gt	606,664	300,000	574,000	300,000	300,000	300,000	300,000	300,000

Revenue Summary
OAKLAND COUNTY, MICHIGAN

FY2013 AND FY2014 AND FY2015 County Executive Budget Recommendation

Account Number/Description	FY 2011 Actual	FY 2012		FY 2013 Amended Plan	FY 2014 Amended Plan	FY 2013 County Exec. Recommended	FY 2014 County Exec. Recommended	FY 2015 County Exec. Recommended
		Adopted Budget	Amended Budget					
PSP and COPS Program	960,411	0	0	0	0	0	0	0
Prosecutor Co Op Reimbursement	2,468,486	2,643,260	2,643,260	2,643,262	2,643,333	2,693,439	2,721,872	2,744,758
Prosecutor VOCA	84,639	84,639	87,779	84,639	84,639	90,312	90,312	90,312
Recovery Act Byrne JAG	197,037	0	0	0	0	0	0	0
Register of Deeds Automation	980,105	2,101,338	2,101,338	2,101,338	2,101,338	2,101,338	2,101,338	2,101,338
Rouge Oakland Com Pub Svc Ann	6,011	0	0	0	0	0	0	0
Second Chance Grants	292,164	656,327	328,163	656,327	656,327	656,327	656,327	656,327
Sheriff Road Patrol	845,900	845,900	761,310	845,900	845,900	761,310	761,310	761,310
Waste Resource Management	24,852	72,224	72,224	72,224	0	59,826	0	0
Workforce Development	34,070,858	25,619,463	25,619,463	25,619,463	25,619,463	25,671,945	25,671,945	25,671,945
Wireless Oakland Initiative	76,000	0	0	0	0	0	0	0
Total Special Revenue	91,941,420	79,219,847	83,005,363	82,988,159	80,883,318	75,235,510	74,934,424	74,145,782
Proprietary								
CLEMIS	10,087,342	8,609,138	8,609,138	8,609,301	8,635,537	8,165,042	8,186,929	8,214,145
Clinton-Oakland SDS	27,864,746	31,000,025	31,025,469	30,925,096	30,920,944	33,741,106	33,746,501	33,751,899
County Airports	8,095,372	6,191,848	6,191,848	6,125,651	6,116,068	6,740,969	6,729,774	6,752,618
Delinquent Tax Revolving	28,222,994	36,403,079	36,403,079	27,022,497	27,022,497	27,022,497	27,107,893	27,107,893
Delinquent Personal Tax Admin	926,890	2,832,845	2,832,845	1,142,158	1,142,158	1,142,158	1,142,158	1,142,158
Drain Equipment	4,743,027	4,489,842	4,489,842	4,471,059	4,453,076	28,254,135	28,386,755	28,654,727
Evergreen-Farmington SDS	33,217,115	36,999,411	37,029,127	36,828,957	36,824,192	37,504,224	37,507,303	37,525,249
Fire Records Management	628,056	649,097	649,097	649,106	651,415	638,927	641,350	645,112
George Kuhn SDS	45,140,810	46,305,428	46,343,596	46,271,979	46,265,438	45,971,835	45,981,967	45,997,819
Huron-Rouge SDS	5,474,604	5,644,993	5,650,647	5,650,647	5,648,577	5,876,300	5,876,673	5,877,050
Parks and Recreation	22,625,494	23,107,000	23,174,214	23,304,640	23,410,825	22,933,010	23,074,579	23,059,270
Radio Communications	10,793,222	9,364,110	9,364,110	9,364,332	9,370,840	10,733,682	10,775,924	10,785,526
Water and Sewer Trust	51,363,073	52,208,173	52,250,581	49,388,699	49,480,972	53,610,637	53,727,433	53,850,255
Total Proprietary	249,182,743	263,804,989	264,013,593	249,754,122	249,942,539	282,334,522	282,885,239	283,363,721
Total Special Revenue/Proprietary	341,124,163	343,024,836	347,018,956	332,742,281	330,825,857	357,570,032	357,819,663	357,509,503
Grand Total Revenues	746,072,165	759,262,409	772,446,367	750,150,908	755,517,793	775,464,839	782,091,068	786,148,971

**REVENUE DESCRIPTIONS
GENERAL FUND / GENERAL PURPOSE FUNDS**

TAXES (NON-DEPARTMENTAL)

PROPERTY TAX LEVY: For Fiscal Year 2013, the Ad Valorem Tax Levy (levy) is based on the anticipated December 31, 2012 State Taxable Value (STV) of **\$48,743,594,453** multiplied by the County's authorized millage rate of **4.2240** mills. For Fiscal Year 2014, the levy is based upon the estimated December 31, 2013, STV of **\$48,743,594,453** (no change) by the County-authorized millage rate of **4.2240** mills. For Fiscal Year 2015, the levy is based upon the estimated December 31, 2014, STV of **\$49,231,030,398** (1% increase) by the County-authorized millage rate of **4.2240** mills. The Property Tax levy conforms to the Headlee Constitutional Tax Limitation Amendment as well as P.A. 4 of 1982, Truth in Taxation requirements.

DELINQUENT TAXES PRIOR YEARS: Collection of previous years' delinquent property taxes previously treated as "uncollectible". Also, the "actual" column includes a payment from the Delinquent Tax Revolving Fund (DTRF) for property taxes listed as "delinquent" during that fiscal year. This payment is budgeted under "property taxes" for FY 2013, FY 2014, and FY 2015.

TREASURERS - Payments made in lieu of taxes.

TRAILER TAX: Fifty cents (\$0.50) of each \$3.00 monthly fee collected on mobile homes in trailer parks.

LESS: TAX FINANCING OFFSETS TIFA/DDA/CIA: Amount expected to be lost from County property tax collections due to Tax Increment Finance Authority (TIFA) and Downtown Development Authority (DDA), and Corridor Improvement Authority (CIA) exemptions granted by local communities for redevelopment of deteriorated industrial areas. It is anticipated that by granting these exemptions and redeveloping these areas, it will encourage economic development, job creations and increased property tax valuations in future years. **BROWNFIELD DEVELOPMENT:** Amount expected to be lost from municipal implementation of Brownfield plans and promotions for the redevelopment and revitalization of environmentally distressed areas, per P.A. 381 of 1996.

LESS: DELINQUENT TAXES - CURRENT: Amount of delinquent property taxes written off as "uncollectible" during the fiscal year.

LESS: MILLAGE REDUCTION: The effect of reducing the County's authorized millage rate by **0.034** mills, from 4.2240 mills to **4.19** mills.

FEDERAL GRANTS

HEALTH AND HUMAN SERVICES - Federal payment of school meals for children in the Children's Village School. Also, federal reimbursement for Health Division services related to Non-Community - Type II Water Supply, Long-Term Drinking Water Monitoring, Radon, Public Swimming Pool Inspections, Septage, On-Site Sewage, Campground Inspection, and Drinking Water Supply. Per M.R. #09109, County receives federal funding as reimbursement for portion of Emergency Manager's salary.

SHERIFF (CORRECTIVE SERVICES) - Federal payments for the housing of non-citizens in the Oakland County Jail.

PROSECUTING ATTORNEY - State of Michigan Department of Human Services (DHS) (federal portion) of Title IV-E contract revenues to the Prosecuting Attorney's Office to provide legal consultation regarding prosecution of abuse/neglect of children cases.

STATE GRANTS

HEALTH AND HUMAN SERVICES (HEALTH DIVISION) - Granting of Local Public Health Operational (LPHO) funds from the state Department of Community Health, as established by the Public Health Code.

NON-DEPARTMENTAL (CHILD CARE SUBSIDY) - 50% subsidy by the State for net child care costs. Net child care costs include all County costs, with the exception of state institutions and adoptive subsidies that fall under the state approved budget. Adoptive subsidies are reimbursed 100%. The State invoices the County for 50% of state institution cost and therefore, state institution costs are not reimbursable from Child Care Subsidy.

PROSECUTING ATTORNEY - State of Michigan Department of Human Services (DHS) (state portion) of Title IV-E contract revenues to the Prosecuting Attorney's Office to provide legal consultation regarding prosecution of abuse/neglect of children cases.

INTERGOVERNMENTAL GENERAL REIMBURSEMENT REVENUE (NON-DEPARTMENTAL)

STATE COURT FUND: State reimbursement for trial court expenses, in addition to judges' salaries and jury fees, as approved through adoption of Public Act 374 of 1996. Funds are distributed to Counties based upon Circuit Court and Probate Court caseloads.

CIGARETTE TAX DISTRIBUTION: County share of distribution of revenue generated by a four cent (\$0.04) per pack tax under P.A. 219 and P.A. 264 of 1987, as amended by adoption of State Proposal A in 1994. 11/17 of these funds must be used for Public Health programs.

CONVENTION FACILITY/LIQUOR TAX: County share of distribution of revenue generated from Tri-County convention facilities tax levied under P.A. 106 and 4% liquor tax levied under P.A. 107 of 1985, when these revenues exceed the debt service requirements for convention facilities and the distribution of liquor tax receipts to the 80 "out-state" counties. One-half of these funds must be used for substance abuse treatment programs.

CIRCUIT COURT: State fees collected for drug case management.

DISTRICT COURT: State fees collected for drug case management.

HEALTH AND HUMAN SERVICES/HOMELAND SECURITY: Payment from communities for their share of new tornado sirens.

SHERIFF: Reimbursement from the Social Security Administration for the housing of SSI eligible inmates, as well as reimbursement from the State for the Marine Safety Program.

NON-DEPARTMENTAL: Reimbursement for Circuit, Probate, and 52nd District Court Judges salaries; first instituted in 1985 as a standardization payment with full reimbursement instituted, beginning in Fiscal Year 1997, with the adoption of Public Act 374 of 1996.

CHARGES FOR SERVICES

BOARD OF COMMISSIONERS: Per Diem reimbursement for serving on various boards and commissions, as well as Library Board charges for copies run on copier machines by law firm personnel, businesses, law students, and members of the general public.

CENTRAL SERVICES: Commission from vending machine sales and Oakland Room Cafeteria. Due to the closing of the Printing, Mailing and Copier Fund, the remaining Printing and Mailing program is accounted for in the General Fund.

CIRCUIT COURT: Court costs, reimbursement for Court appointed attorneys, mediation fines, Jury Fees, and revenue generated by sale of marriage licenses utilized in provision of family counseling services.

COUNTY CLERK/REGISTER OF DEEDS: Fees and service charges collected by the County Clerk for County records such as births, deaths, marriages, business and professional registration, Circuit Court records, and Forfeiture of Bonds; fees and service charges collected by the Register of Deeds to record official County documents such as deeds, mortgages, surveys, land contracts, and other miscellaneous documents affecting real property, and collection of Land Transfer Tax (P.A. 134 of 1996) of \$0.55 for each \$500 of value of property transferred and fees charged for on-line access to specific public records; and fees and reimbursements for costs associated with elections.

DISTRICT COURT: County portion of fees and costs collected from Oakland County's four divisions of the 52nd District Courts. Includes collection of Probation Oversight Fees and fees under O.U.I.L Legislation (P.A. 309), ordinance fines and costs, State law costs, filing fees from civil cases, and reimbursement for court appointed attorneys.

ECONOMIC DEVELOPMENT AND COMMUNITY AFFAIRS: Reimbursement of costs from local communities participating in the North Oakland Household Hazardous Waste Consortium (NO HAZ) collection program; sale of map products from the One Stop Shop; and reimbursement for administrative and technical services from the Business Finance Corporation and the Economic Development Corporation.

HEALTH AND HUMAN SERVICES: Revenue for various inspection/permit fees, reimbursements from other governmental units, clients and third parties for services rendered by the Health Division; and State reimbursement for housing of State Wards in Children's Village as well as state aid for students enrolled in Children's Village School. Homeland Security receives Federal grant funding from Hazardous Material Transportation Uniform Safety Act (HMTUSA) for development of hazardous material response planning.

HUMAN RESOURCES: Reimbursement for duplicating personnel records and Freedom of Information Act (FOIA) requests.

MANAGEMENT AND BUDGET: Reimbursement for assessment and appraisal services provided by the Equalization Division to local units of governments; negotiated rebates on large, countywide purchasing contracts, for such items as office supplies and Purchasing Cards, through the Purchasing Division. Fiscal Services Reimbursement Unit receives 25% Administrative Fee for collections from guardians recovering Child Care Cost and Late Penalty Fees, which are one-time charges of 20% on inmate invoices (except restitutions) issued that are delinquent more than 56 days.

NON-DEPARTMENTAL: Commissions on public phone use by inmates in the Oakland County Jail.

PROBATE COURT: Fees collected for services rendered by Probate Court including gross estate fees, filing fees and reimbursement for court appointed attorneys.

PROSECUTING ATTORNEY: Reimbursement for tuition income from local police departments for training in legal procedures, partial reimbursement for costs associated with crime victims' witness and protection programs, fee charged for victim welfare fraud case reviews and forensic lab requests.

PUBLIC SERVICES: Fees generated by Community Corrections from participants in the Weekend Alternative for Misdemeanants (WAM) and STEP Forward programs; fees collected by the Animal Control Division while enforcing the Michigan State Dog Law. These fees include dog license fees,

impound and board fees, adoption fees, and medical fees. MSU Extension receives fees from participants in the Natural Science Program. Medical Examiner reflects charges for autopsies, cremations, court testimony, depositions, body storage and miscellaneous reports.

SHERIFF: Charges for Civil Action and Processing services in the Civil Division, local municipal deputy contracts for law enforcement, court security, and dispatch services, reimbursement for overtime and housing of state prisoners diverted to the county jail, board and care charged to work release and main jail inmates, as well as miscellaneous revenues.

TREASURER'S OFFICE: Miscellaneous refunds and charges for services performed by the Treasurer. Also, County portion of inheritance taxes, collection fees from delinquent taxes, collection of Industrial and Commercial Facilities Taxes, and Investment fees.

WATER RESOURCES COMMISSIONER: Reimbursement from drainage projects and water and sewer systems for services rendered by budgeted personnel. Also includes Soil Erosion fees and Plat review fees.

INVESTMENT INCOME

Interest income earned by the County's General Fund from investments by the County Treasurer, as well as smaller accounts in the Clerk and 52nd District Court.

PLANNED USE OF FUND BALANCE

Non-Departmental: The FY 2013 budget assumes the use of fund balance of \$37.5 million, FY 2014 assumes \$44.7 million and FY 2015 assumes \$52.3 million.

OTHER REVENUES

CENTRAL SERVICES: Anticipated revenue from the sale of equipment during the County's biannual auction and internet auctions.

NON-DEPARTMENTAL: Sundry receipts and refunds, generally small in amount and non-recurring, therefore not warranting separate classification.

PROSECUTING ATTORNEY: Use of drug forfeiture funds to support on going drug investigation and prosecution.

SHERIFF: Anticipated revenue from the sale of equipment during the County's biannual auction and use of forfeiture funds.

CONTRIBUTIONS

ECONOMIC DEVELOPMENT: Donations to sponsor annual Business Roundtable events.

INDIRECT COST RECOVERY (NON-DEPARTMENTAL)

Third party reimbursement for the overhead incurred by the County in the administration of grants, contractual programs, as well as the County's Internal Services and Enterprise funds. The level of reimbursement is based upon a calculated rate approved by the United States Department of Housing and Urban Development.

TRANSFERS IN

NON-DEPARTMENTAL:

DELINQUENT TAX REVOLVING FUND - GENERAL OPERATIONS - To support General Fund operations, an annual transfer of \$10.8 million for the FY 2013, \$10.8 million for FY 2014, and \$10.8 million for FY 2015.

REVENUE SHARING RESERVE - Annual Transfer from Revenue Sharing Reserve is the result of Public Act 357 of 2004. The Transfer replaces the lost state revenue sharing related to the tax shift. The transfer for FY 2013 is \$24,704,070, FY 2014 is \$24,951,111, and FY 2015 is \$9,849,783.

TREASURER: Transfer of interest and penalties earned from the Delinquent Tax Revolving Fund.

Expenditure Summary
OAKLAND COUNTY, MICHIGAN

FY2013 AND FY2014 AND FY2015 County Executive Budget Recommendation

Department	FY 2011 Actual	FY 2012		FY 2013 Amended Plan	FY 2014 Amended Plan	FY 2013 County Exec. Recommended	FY 2014 County Exec. Recommended	FY 2015 County Exec. Recommended
		Adopted Budget	Amended Budget					
<u>Circuit Court</u>								
Judicial / Administration	8,634,105	8,896,415	9,187,959	8,897,436	8,913,682	8,716,927	8,694,819	8,697,119
Business Division	1,935,891	1,886,552	1,889,301	1,807,621	1,811,726	1,869,394	1,865,223	1,865,585
Civil / Criminal Division	9,060,272	9,683,843	9,765,288	9,645,568	9,740,865	9,555,207	9,635,219	9,644,173
Family Division	26,824,183	31,239,866	31,227,763	31,038,305	30,939,848	30,835,086	30,833,007	30,837,075
	46,454,451	51,706,676	52,070,311	51,388,930	51,406,121	50,976,614	51,028,268	51,043,952
<u>District Court</u>								
District Court Administration	298,815	211,203	320,408	211,203	211,203	209,827	209,327	209,327
Division I Novi	5,417,687	5,640,006	5,688,661	5,678,528	5,606,878	5,687,766	5,631,771	5,633,010
Division II Clarkston	2,633,482	2,769,493	2,794,409	2,773,522	2,779,014	2,780,478	2,777,021	2,782,097
Division III Rochester Hills	4,815,653	4,986,124	5,015,762	4,957,204	4,983,005	4,955,430	4,959,580	4,963,039
Division IV Troy	3,057,733	3,225,963	3,237,592	3,116,738	3,118,511	3,033,089	2,963,240	2,964,182
	16,223,370	16,832,789	17,056,832	16,737,195	16,698,611	16,666,590	16,540,939	16,551,655
<u>Probate Court</u>								
Probate Court Administration	2,685,856	2,816,642	2,816,642	2,816,879	2,828,331	2,703,213	2,705,417	2,706,462
Probate Estates and Mental Hlt	3,433,956	3,302,858	3,335,534	3,269,544	3,280,330	3,249,642	3,247,693	3,249,258
	6,119,812	6,119,500	6,152,176	6,086,423	6,108,661	5,952,855	5,953,110	5,955,720
<u>Prosecuting Attorney</u>								
Prosecuting Attorney Admin	4,908,323	4,691,263	4,839,525	4,693,586	4,753,415	4,549,442	4,594,280	4,600,754
Prosecuting Attorney Litigation	9,700,438	10,782,270	10,987,484	10,782,270	10,782,270	10,604,994	10,565,494	10,565,494
Prosecuting Attorney Warrants	2,058,327	2,319,731	2,319,731	2,260,278	2,260,278	2,247,028	2,238,036	2,238,036
Prosecuting Attorney Appellate	1,515,332	1,810,977	1,810,977	1,810,977	1,810,977	1,826,211	1,819,711	1,819,711
	18,182,420	19,604,241	19,957,717	19,547,111	19,606,940	19,227,675	19,217,521	19,223,995
<u>Sheriff</u>								
Sheriff Staff Division	2,132,982	2,094,887	2,103,887	2,095,065	2,107,822	2,131,092	2,138,630	2,141,025
Administrative Services	2,904,245	3,195,650	3,393,250	3,282,149	3,282,171	3,491,242	3,479,240	3,479,428
Corrective Services	48,076,949	51,280,360	51,432,080	50,706,596	50,939,087	48,416,493	48,493,092	48,515,613
Corrective Serv - Satellites	12,799,991	12,537,661	12,540,835	12,538,356	12,592,196	12,576,783	12,578,393	12,583,574
Emerg Resp and Prepared	7,223,912	8,444,253	8,396,505	8,386,757	8,415,339	8,353,101	8,346,954	8,347,631
Patrol Services	40,440,288	52,178,161	52,275,907	51,387,913	51,410,940	51,370,692	51,230,107	51,251,417
Technical Services	10,151,569	11,371,878	11,951,355	11,377,367	11,413,347	11,092,136	11,097,347	11,114,215
	123,729,936	141,102,850	142,093,820	139,774,203	140,160,902	137,431,539	137,363,763	137,432,903
<u>Board of Commissioners Dept</u>								
Board of Commissioners Div	2,829,614	3,063,647	3,081,483	3,070,308	3,085,812	2,852,777	2,803,174	2,803,960
Library Board	1,393,569	1,465,669	1,466,509	1,466,071	1,487,301	1,413,328	1,432,538	1,437,275
	4,223,183	4,529,316	4,547,992	4,536,379	4,573,113	4,266,105	4,235,712	4,241,235
<u>Water Resources Commissioner</u>								

Expenditure Summary

OAKLAND COUNTY, MICHIGAN

FY2013 AND FY2014 AND FY2015 County Executive Budget Recommendation

Department	FY 2011 Actual	FY 2012		FY 2013 Amended Plan	FY 2014 Amended Plan	FY 2013 County Exec. Recommended	FY 2014 County Exec. Recommended	FY 2015 County Exec. Recommended
		Adopted Budget	Amended Budget					
Water Resources Administration	2,600,074	5,065,948	5,184,297	5,066,537	5,130,369	5,124,599	5,181,180	5,211,077
Engineering and Construction	2,737,952	0	0	0	0	0	0	0
	5,338,027	5,065,948	5,184,297	5,066,537	5,130,369	5,124,599	5,181,180	5,211,077
County Clerk/Register of Deeds								
Co Clerk Register of Deeds Adm	1,078,173	997,569	1,004,313	995,613	974,449	952,371	928,595	951,759
County Clerk	3,903,046	4,508,941	4,565,481	4,509,388	4,527,130	4,427,578	4,421,033	4,422,681
Elections	1,371,717	1,785,388	1,789,785	1,775,576	1,787,393	1,781,616	1,788,928	1,790,049
Register of Deeds	2,739,565	3,250,425	3,252,618	3,250,710	3,245,988	3,156,657	3,134,252	3,135,150
Jury Commission	102,053	125,038	125,261	121,307	122,937	119,913	120,300	120,452
Micrographics	608,388	651,584	652,261	631,633	634,854	645,447	645,805	646,190
	9,802,941	11,318,945	11,389,719	11,284,227	11,292,751	11,083,582	11,038,913	11,066,281
Treasurers Dept								
Treasurers Office	8,143,609	7,647,233	8,610,015	8,382,709	8,307,607	8,415,531	8,293,238	8,294,144
	8,143,609	7,647,233	8,610,015	8,382,709	8,307,607	8,415,531	8,293,238	8,294,144
County Executive								
County Executive	2,703,442	2,823,284	2,829,489	2,823,561	2,836,062	2,862,121	2,868,989	2,870,337
Auditing	705,856	593,376	593,376	593,432	595,979	587,623	587,722	587,924
Corporation Counsel	2,258,691	2,354,704	2,355,402	2,354,865	2,361,577	2,314,485	2,312,743	2,313,343
	5,667,989	5,771,364	5,778,267	5,771,858	5,793,618	5,764,229	5,769,454	5,771,604
Management and Budget								
Management and Budget Admin	234,587	236,701	236,701	236,709	237,354	241,187	241,418	241,491
Purchasing Admin Unit	1,125,109	1,303,547	1,303,607	1,303,650	1,308,523	1,321,291	1,320,720	1,321,250
Equalization Admin Unit	9,150,444	9,825,428	9,989,149	9,816,295	9,732,572	9,587,406	9,556,529	9,557,521
Fiscal Services	9,135,282	9,730,687	9,848,107	9,732,478	9,661,727	9,455,615	9,442,761	9,445,884
	19,645,422	21,096,363	21,377,564	21,089,132	20,940,176	20,605,499	20,561,428	20,566,146
Central Services								
Central Services Admin	225,618	231,593	231,593	231,597	231,870	234,746	234,556	234,587
Support Services	1,933,144	2,418,584	2,438,248	2,423,163	2,466,389	2,316,584	2,344,988	2,348,816
	2,158,762	2,650,177	2,669,841	2,654,760	2,698,259	2,551,330	2,579,544	2,583,403
Facilities Management Dept								
Facilities Management Admin	254,780	273,056	273,056	273,081	273,662	259,642	259,592	259,633
Facilities Maintenance and Op	0	0	0	0	0	0	0	0
Facilities Engineering	799,014	994,066	994,856	994,094	995,955	955,634	953,818	953,975
	1,053,794	1,267,122	1,267,912	1,267,175	1,269,617	1,215,276	1,213,410	1,213,608
Human Resources								
Human Resources Administration	787,957	1,100,480	1,176,505	1,100,500	1,099,596	1,063,417	1,059,727	1,059,908
Human Resources General	2,621,488	2,551,655	2,601,653	2,645,537	2,651,672	2,542,303	2,540,735	2,541,307
Human Resources Comp / Benefit	380,121	319,358	319,358	319,447	326,349	340,464	347,789	348,576
	3,789,566	3,971,493	4,097,516	4,065,484	4,077,617	3,946,184	3,948,251	3,949,791

Expenditure Summary
OAKLAND COUNTY, MICHIGAN

FY2013 AND FY2014 AND FY2015 County Executive Budget Recommendation

Department	FY 2011 Actual	FY 2012		FY 2013 Amended Plan	FY 2014 Amended Plan	FY 2013 County Exec. Recommended	FY 2014 County Exec. Recommended	FY 2015 County Exec. Recommended
		Adopted Budget	Amended Budget					
Health and Human Svc Dept								
Health and Human Svc Adm Div	7,340,206	9,986,757	9,986,757	9,986,769	9,987,218	9,976,917	9,226,828	8,976,867
Health Division	29,879,987	32,843,723	37,411,303	32,542,058	32,611,599	31,375,581	31,328,553	31,335,473
Children's Village	20,158,297	21,440,380	21,781,027	21,429,634	21,569,489	21,263,402	21,301,585	21,315,802
Homeland Security	1,450,443	1,521,662	1,524,170	1,522,038	1,532,164	1,540,186	1,544,386	1,545,736
	58,828,933	65,792,522	70,703,258	65,480,499	65,700,470	64,156,086	63,401,352	63,173,878
Public Services								
Public Services Administration	202,641	211,824	211,824	211,827	212,113	211,407	211,231	211,264
Veterans Services	1,712,800	1,865,628	1,866,715	1,865,751	1,865,612	1,873,141	1,864,465	1,864,876
Community Corrections	4,254,490	4,651,980	4,784,308	4,653,382	4,666,169	4,361,725	4,357,049	4,359,155
MSU Extension Oakland County	1,129,431	1,184,796	1,187,593	1,184,990	1,192,154	1,163,655	1,165,838	1,166,473
Medical Examiner	4,626,517	4,790,718	4,803,720	4,791,435	4,836,006	4,689,717	4,716,774	4,720,445
Animal Control	2,785,588	3,182,910	3,269,528	3,183,969	3,210,914	3,152,429	3,168,728	3,172,208
Circuit Court Probation	544,281	590,993	604,263	591,350	615,234	581,907	604,298	606,534
	15,255,747	16,478,849	16,727,950	16,482,704	16,598,202	16,033,981	16,088,383	16,100,955
Economic Develop/Comm Affairs								
Economic Dev Comm Affairs Adm	1,541,069	1,597,646	1,868,046	1,597,691	1,599,699	1,591,295	1,588,935	1,589,144
Planning and Economic Develop	5,128,777	5,576,018	5,787,662	5,405,398	5,514,647	5,406,027	5,518,747	5,532,809
Community and Home Improvement	411,197	88,252	88,252	88,252	88,252	108,354	0	0
Workforce Development	0	25,620	25,620	25,620	25,620	25,620	25,620	25,620
	7,081,042	7,287,536	7,769,580	7,116,961	7,228,218	7,131,296	7,133,302	7,147,573
Non-Departmental Dpt								
Non-Departmental	22,042,146	18,840,180	21,039,869	19,202,907	20,944,651	22,782,703	25,920,365	25,946,992
	22,042,146	18,840,180	21,039,869	19,202,907	20,944,651	22,782,703	25,920,365	25,946,992
Non-Departmental Transfers								
Non Departmental Transfers	0	9,154,469	6,932,775	11,473,433	16,156,033	14,563,133	18,803,272	23,164,556
	0	9,154,469	6,932,775	11,473,433	16,156,033	14,563,133	18,803,272	23,164,556
Total General Fund / General Purpose Funds	373,741,151	416,237,573	425,427,411	417,408,627	424,691,936	417,894,807	424,271,405	428,639,468
Special Revenue								
Animal Control Grants	10,331	47,173	47,173	23,587	23,587	23,587	23,587	23,587
Art Culture Film Grant	25,400	25,400	25,400	25,400	25,400	25,400	25,400	25,400
ARRA NET Restore 09 Byrne JAG	144,426	123,077	123,077	123,077	123,077	0	0	0
ARRA 2009 Sher Clem Bryne JAG	490,753	0	0	0	0	0	0	0
ATPA Grants	796,621	942,962	825,758	942,962	942,962	825,758	825,758	825,758
BFC Personnel	390,132	571,980	571,980	571,980	571,980	550,980	550,980	550,980
Brownfield Consort Assmt FY10	391,815	0	0	0	0	0	0	0

Expenditure Summary
OAKLAND COUNTY, MICHIGAN

FY2013 AND FY2014 AND FY2015 County Executive Budget Recommendation

Department	FY 2011 Actual	FY 2012		FY 2013 Amended Plan	FY 2014 Amended Plan	FY 2013 County Exec. Recommended	FY 2014 County Exec. Recommended	FY 2015 County Exec. Recommended
		Adopted Budget	Amended Budget					
Child Care Grants	5,748	663	663	0	0	0	0	0
Child Lead Poisoning	41,871	44,518	37,840	44,518	44,518	37,840	37,840	37,840
Cir Crt Adoption Incentive Gr	3,120	132,799	132,799	33,583	0	34,083	0	0
CLEMIS IT	418,684	0	0	0	0	0	0	0
Clerk Survey Remonumentation	290,595	326,937	329,156	326,937	326,937	326,937	326,937	326,937
CMH OSAS Medicaid	2,108,108	2,200,000	2,200,000	2,200,000	2,200,000	2,200,000	2,200,000	2,200,000
Community Corrections	1,705,774	1,795,303	1,795,303	1,795,303	1,795,303	1,802,303	1,795,303	1,795,303
Community Develop Block Grants	3,924,221	4,629,243	4,629,243	4,629,243	4,629,243	4,629,243	4,629,243	4,629,243
Community Partnerships	0	0	0	0	0	0	0	0
County Veterans Trust	207,907	63,460	63,460	63,460	63,460	63,460	63,460	63,460
Criminal Justice Train Grant	110,699	150,000	150,000	150,000	150,000	150,000	150,000	150,000
Delinqt Personal Prop Tax Adm	0	0	0	0	0	0	0	0
Domestic Preparedness Equipmen	3,324,197	3,932,809	8,091,476	8,091,476	6,068,607	1,267,234	950,425	0
Drug Court Circuit Adult SCAO	10,000	10,000	36,000	10,000	10,000	36,000	36,000	36,000
Drug Court Circuit Juveni SCAO	10,000	10,000	90,000	10,000	10,000	40,000	40,000	40,000
Drug Court District 52 1 SCAO	4,924	0	0	0	0	0	0	0
Drug Court District 52 2 SCAO	0	0	0	0	0	0	0	0
Drug Court District 52 3 SCAO	0	0	21,000	0	0	21,000	21,000	21,000
Drug Policy Grant	985,323	927,871	912,590	927,871	927,871	965,029	965,029	965,029
Economic Development Corp	162,008	83,500	83,500	83,500	83,500	48,500	48,500	48,500
Econ Dev Special Projects	190,000	0	0	0	0	0	0	0
Emergency Shelter Grants	152,105	172,054	172,054	172,054	172,054	172,054	172,054	172,054
Energy Efficiency Conservation	760,667	0	0	0	0	0	0	0
Env Health Grants Fund	0	0	40,000	0	0	0	0	0
FEMA Grants	213,213	0	93,642	0	0	0	0	0
Fetal Infant Mortality Review	5,368	5,400	5,400	5,400	5,400	5,400	5,400	5,400
FOC Access Visitation	17,465	19,000	24,000	19,000	19,000	27,395	27,395	27,395
Friend of the Court	15,368,200	16,963,074	16,963,074	16,896,436	16,920,200	16,245,041	16,333,240	16,472,137
Health Adolescent Screening	67,197	73,000	36,500	73,000	73,000	18,250	18,250	18,250
Health AIDS Counseling	489,847	497,900	248,950	497,900	497,900	124,475	124,475	124,475
Health Bioterrorism	939,821	792,034	658,054	792,034	792,034	658,054	658,054	658,054
Healthy Communities Planning	12,924	15,000	24,279	15,000	15,000	15,279	15,279	15,279
Health MCH Block	651,706	727,067	801,388	727,067	727,067	801,388	801,388	801,388
Health MDPH OSAS	4,326,981	4,792,578	4,403,645	4,792,578	4,792,578	4,792,578	4,792,578	4,792,578
Health TB Outreach	56,903	62,003	54,223	62,003	62,003	54,223	54,223	54,223
Health Tobacco Reduction	25,727	30,000	30,000	30,000	30,000	30,000	30,000	30,000
Health Vaccines for Children	114,993	107,255	101,835	107,255	107,255	101,835	101,835	101,835
Health WIC	2,413,927	2,572,540	2,579,102	2,581,180	2,581,180	2,579,822	2,579,822	2,579,822
Hlth Early Warn Infect DisSurv	5	1,839	0	1,839	1,839	0	0	0

Expenditure Summary
OAKLAND COUNTY, MICHIGAN

FY2013 AND FY2014 AND FY2015 County Executive Budget Recommendation

Department	FY 2011 Actual	FY 2012		FY 2013 Amended Plan	FY 2014 Amended Plan	FY 2013 County Exec. Recommended	FY 2014 County Exec. Recommended	FY 2015 County Exec. Recommended
		Adopted Budget	Amended Budget					
Hlth Immunization Action Plan	587,462	595,470	506,775	595,470	595,470	506,775	506,775	506,775
Hlth Nurse Family Partnership	0	0	485,000	0	0	485,000	485,000	485,000
Home Investment Partner Grants	2,753,029	2,381,172	2,381,172	2,381,172	2,381,172	2,381,172	2,381,172	2,381,172
Homelessness Prevention	770,454	0	0	0	0	0	0	0
Housing Counseling Grants	63,517	55,976	34,479	55,976	55,976	55,976	55,976	55,976
MSHDA Counseling	23,650	84,000	84,000	84,000	84,000	84,000	84,000	84,000
Interim Retiree Med Ben Trust	0	0	0	0	0	0	0	0
JAG FY2011 to FY2014	0	208,894	208,894	0	0	0	0	0
Juvenile Acct Incentive Block	173,499	128,095	108,467	128,095	128,095	108,467	108,467	108,467
Land Sale	0	0	0	0	0	0	0	0
Local Law Enforcement Block Gr	169,474	281,129	281,129	281,129	281,129	281,129	281,129	281,129
MI Child	12,855	15,000	15,000	15,000	15,000	15,000	15,000	15,000
Mich Mental Health SCAO	42,699	0	11,825	0	0	0	0	0
MI Mental Health Ct Grant Prog	11,204	0	0	0	0	11,825	11,825	11,825
Neighborhood Stabilization	5,447,199	298,521	298,521	298,521	298,521	298,521	298,521	298,521
OSAS Adult Benefit Waiver Gt	606,664	300,000	574,000	300,000	300,000	300,000	300,000	300,000
PSP and COPS Program	960,411	0	0	0	0	0	0	0
Prosecutor Co Op Reimbursement	2,468,486	2,643,260	2,643,260	2,643,262	2,643,333	2,693,439	2,721,872	2,744,758
Prosecutor VOCA	84,639	84,639	87,779	84,639	84,639	90,312	90,312	90,312
Recovery Act Byrne JAG	197,037	0	0	0	0	0	0	0
Register of Deeds Automation	662,010	2,101,338	2,101,338	2,101,338	2,101,338	2,101,338	2,101,338	2,101,338
Rouge Oakland Com Pub Svc Ann	6,680	0	0	0	0	0	0	0
Second Chance Grants	292,164	656,327	328,163	656,327	656,327	656,327	656,327	656,327
Sheriff Road Patrol	845,900	845,900	761,310	845,900	845,900	761,310	761,310	761,310
Waste Resource Management	60,050	72,224	72,224	72,224	0	59,826	0	0
Workforce Development	34,070,858	25,619,463	25,619,463	25,619,463	25,619,463	25,671,945	25,671,945	25,671,945
Wireless Oakland Initiative	159,600	0	0	0	0	0	0	0
	91,839,247	79,219,847	83,005,363	82,988,159	80,883,318	75,235,510	74,934,424	74,145,782
Proprietary								
CLEMIS	6,697,776	8,609,138	8,609,138	8,609,301	8,635,537	8,165,042	8,186,929	8,214,145
Clinton-Oakland SDS	28,395,512	31,000,025	31,025,469	30,925,096	30,920,944	33,741,106	33,746,501	33,751,899
County Airports	5,957,175	6,191,848	6,191,848	6,125,651	6,116,068	6,740,969	6,729,774	6,752,618
Delinquent Tax Revolving	34,563,943	36,403,079	36,403,079	27,022,497	27,022,497	27,022,497	27,107,893	27,107,893
Delinquent Personal Tax Admin	2,718,674	2,832,845	2,832,845	1,142,158	1,142,158	1,142,158	1,142,158	1,142,158
Drain Equipment	3,695,310	4,489,842	4,489,842	4,471,059	4,453,076	28,254,135	28,386,755	28,654,727
Evergreen-Farmington SDS	35,500,991	36,999,411	37,029,127	36,828,957	36,824,192	37,504,224	37,507,303	37,525,249
Fire Records Management	599,987	649,097	649,097	649,106	651,415	638,927	641,350	645,112
George Kuhn SDS	43,193,418	46,305,428	46,343,596	46,271,979	46,265,438	45,971,835	45,981,967	45,997,819
Huron-Rouge SDS	4,565,982	5,644,993	5,650,647	5,650,647	5,648,577	5,876,300	5,876,673	5,877,050

**Expenditure Summary
OAKLAND COUNTY, MICHIGAN**

FY2013 AND FY2014 AND FY2015 County Executive Budget Recommendation

Department	FY 2011 Actual	FY 2012		FY 2013 Amended Plan	FY 2014 Amended Plan	FY 2013 County Exec. Recommended	FY 2014 County Exec. Recommended	FY 2015 County Exec. Recommended
		Adopted Budget	Amended Budget					
Parks and Recreation	20,061,315	23,107,000	23,174,214	23,304,640	23,410,825	22,933,010	23,074,579	23,059,270
Radio Communications	10,841,596	9,364,110	9,364,110	9,364,332	9,370,840	10,733,682	10,775,924	10,785,526
Water and Sewer Trust	48,504,467	52,208,173	52,250,581	49,388,699	49,480,972	53,610,637	53,727,433	53,850,255
	245,296,147	263,804,989	264,013,593	249,754,122	249,942,539	282,334,522	282,885,239	283,363,721
Total Special Revenue / Proprietary Funds	337,135,394	343,024,836	347,018,956	332,742,281	330,825,857	357,570,032	357,819,663	357,509,503
Grand Total Expenditures	710,876,546	759,262,409	772,446,367	750,150,908	755,517,793	775,464,839	782,091,068	786,148,971

SALARY AND POSITION INFORMATION

OAKLAND COUNTY GOVERNMENT			
CP	REC FY 13	TOT FY 13	ELECTORATE OF OAKLAND COUNTY
2876	5 (7)	2888	Gen Fund/Gen Purpose
418	(2)	412	Special Revenue
988		988	Proprietary
4282	5 (9)	4258	Total Positions

COUNTY EXECUTIVE DEPARTMENTS (j)			
CP	REC FY 13	TOT FY 13	COUNTY EXECUTIVE
959	(1)	957	Gen Fund/Gen Purpose
156		152	Special Revenue
414		414	Proprietary
1529	(1)	1523	Total Positions

ADMINISTRATION OF JUSTICE (a,b,c,d)			
CP	REC FY 13	TOT FY 13	
508	3 (2)	500	Gen Fund/Gen Purpose
145	(1)	144	Special Revenue
653	3 (3)	644	Total Positions

GENERAL GOVERNMENT & LEGISLATIVE BRANCH (g,h,i)			
CP	REC FY 13	TOT FY 13	
221	(3)	214	Gen Fund/Gen Purpose
53		53	Special Revenue
573		573	Proprietary
847	(3)	840	Total Positions

LAW ENFORCEMENT (e,f,k)			
CP	REC FY 13	TOT FY 13	
1188	2 (1)	1187	Gen Fund/Gen Purpose
64	(1)	63	Special Revenue
1		1	Proprietary
1253	2 (2)	1251	Total Positions

CIRCUIT COURT (a)			
CP	REC FY 13	TOT FY 13	CIRCUIT COURT JUDGES
269		265	Gen Fund/Gen Purpose
145	(1)	144	Special Revenue
414	(1)	409	Total Positions

COUNTY CLERK / REGISTER OF DEEDS (g,h)			
CP	REC FY 13	TOT FY 13	COUNTY CLERK / REGISTER OF DEEDS
116		112	Gen Fund/Gen Purpose
			Special Revenue
			Proprietary
116		112	Total Positions

PROSECUTING ATTORNEY (e)			
CP	REC FY 13	TOT FY 13	PROSECUTING ATTNY.
143	2 (1)	142	Gen Fund/Gen Purpose
28		28	Special Revenue
171	2 (1)	170	Total Positions

52ND DISTRICT COURT (b)			
CP	REC FY 13	TOT FY 13	DISTRICT COURT JUDGES
186	3 (2)	186	Gen Fund/Gen Purpose
			Special Revenue
186	3 (2)	186	Total Positions

TREASURER (i)			
CP	REC FY 13	TOT FY 13	COUNTY TREASURER
37		37	Gen Fund/Gen Purpose
0		0	Special Revenue
9		9	Proprietary
46		46	Total Positions

SHERIFF DEPARTMENT (f,k)			
CP	REC FY 13	TOT FY 13	SHERIFF
1045		1045	Gen Fund/Gen Purpose
36	(1)	35	Special Revenue
1		1	Proprietary
1082	(1)	1081	Total Positions

PROBATE COURT (c,d)			
CP	REC FY 13	TOT FY 13	PROBATE COURT JUDGES
53		49	Gen Fund/Gen Purpose
			Special Revenue
53		49	Total Positions

BOARD OF COMMISSIONERS			
CP	REC FY 13	TOT FY 13	BOARD CHAIRPERSON
44	(3)	41	Gen Fund/Gen Purpose
			Proprietary
44	(3)	41	Total Positions

PARKS & RECREATION DEPARTMENT			
CP	REC FY 13	TOT FY 13	EXECUTIVE OFFICER- PARKS & RECREATION
378		378	Gen Fund/Gen Purpose
			Proprietary
378		378	Total Positions

WATER RESOURCES COMMISSIONER			
CP	REC FY 13	TOT FY 13	WATER RESOURCES COMMISSIONER
24		24	Gen Fund/Gen Purpose
53		53	Special Revenue
186		186	Proprietary
263		263	Total Positions

- (a) Two (2) GF/GP FTE positions deleted, effective 10/01/12, per FY12 Budget. One (1) GF/GP PTNE 1,000 hrs/yr position transferred to Sheriff.
- (b) One (1) GF/GP position created with a sunset date of 10/01/12, per Misc. Res. #11142.
- (c) One (1) GF/GP FTE position deleted, and one (1) GF/GP FTNE 2,000 hrs/yr position created, effective 10/01/12, per FY12 Budget.
- (d) One (1) GF/GP FTE position deleted, effective 10/01/12, per FY11 Budget.
- (e) Two (2) FG/GP FTE positions deleted, effective 10/01/12, per FY11 Budget.
- (f) One (1) GF/GP PTNE 1,000 hrs/yr position requested to be transferred from Circuit Court and funding requested to be changed to SR, per FY13 Budget. Recommended.
- (g) One (1) Jury Board Member position deleted effective 01/01/12, and one (1) deleted 01/01/13, per FY11 Budget.
- (h) Two (2) GF/GP PTNE 1,000 hrs/yr positions and one (1) FTE position deleted, effective 10/01/12, per FY11 Budget.
- (i) Two (2) SR positions created with a sunset date of 09/30/13, per FY12 Budget. Funding changed to GF/GP per Misc. Res. #11207.
- (j) One (1) GF/GP position deleted, effective 10/01/12, per FY12 Budget; and four (4) SR positions deleted, effective 09/30/12, per Misc. Res. #12156.
- (k) One (1) SR position deleted, effective 09/30/12, per Misc. Res. #09213.

TUITION REIMBURSEMENT

FY 2012 Allocation: \$260,000

FY 2013-2015 Allocation: \$260,000

Merit Rule 20 provides tuition reimbursement to County employees eligible for fringe benefits for successfully completing coursework related to their present or probable future County job. This benefit provides for up to \$800 per semester, with an annual limit of \$2,400 per fiscal year. Current rate of reimbursement was established by the Board of Commissioners as part of the FY2000 budget. The Human Resources Department provides uniform coordination of the program and compliance with Merit System Tuition Reimbursement policy. Employees invest their own time to complete the course work.

Tuition Reimbursement has become increasingly important as the County seeks to prepare employees to meet future needs in terms of succession planning in the years ahead.

The following is an historical breakdown of the program budgets and expenditures.

YEAR	NO. EMPLOYEES	BUDGET	EXPENDITURES
2002	345	335,000	304,203
2003	330	335,000	314,520
2004	300	335,000	309,464
2005	298	350,000	331,796
2006	296	360,000	323,747
2007	281	360,000	303,142
2008	222	360,000	275,926
2009	193	360,000	250,654
2010	181	300,000	224,610
2011	163	260,000	192,642
2012	154	260,000	183,182*

* Projected based on preliminary FY2012 expenditures.

EMERGENCY SALARIES

FY 2012 Allocation: \$1,310,000

FY 2013-2015 Allocation: \$1,310,000

The Emergency Salaries Fund was established in 1981 and is administered by the Human Resources Department to provide the most economical and efficient means of temporary staff replacement to accomplish essential County work. Use of Emergency Salaries is an economical alternative to the addition of permanent positions to accommodate fluctuating workloads.

The Human Resources Department maintains a number of emergency salary clerical employees (commonly referred to as the clerical pool) who are available on short notice to fill in for emergency clerical situations. A number of emergency salary positions are also created for Children's Village to provide flexibility in staffing coverage where dependent wards of the Court require around-the-clock supervision as occupancy varies. Other departments utilize this resource for absences resulting from long-term illnesses, injuries, family leave or special projects. Emergency Salaries are not intended to cover functions or positions requested but not approved in the budget process.

The Emergency Salaries fund continues to be an economical method of meeting temporary emergency staffing needs.

YEAR	BUDGET	EXPENDITURES
2002	1,026,500	851,288
2003	1,267,500	1,107,244
2004	1,267,500	1,161,256
2005	1,267,500	1,166,961
2006	1,305,500	1,423,306
2007	1,305,500	1,213,731
2008	1,305,500	1,176,956
2009	1,320,709	1,141,396
2010	1,309,945	1,059,585
2011	1,309,945	1,113,071
2012	1,310,000	585,276*

* YTD as of June 6, 2012

SUMMER EMPLOYMENT

FY 2012 Allocation: \$250,000

FY 2013 - 2015 Allocation: \$250,000

Oakland County has traditionally hired part-time non-eligible seasonal employees to perform a variety of routine jobs during the summer months. The Human Resources Department administers the program with departments submitting requests during each budget process. Summer applications are accepted from mid-February until the first of March. Summer employment is from mid-April until mid-September. Summer employees perform routine office duties and seasonal work in the maintenance of County grounds and the operations of County parks. In addition to the amounts recommended here for the governmental summer employment fund, costs for Proprietary/Special Revenue summer employees are recovered through charges to departments and/or park user fees.

YEAR	BUDGET	EXPENDITURES
2002	532,000	551,363
2003	532,000	333,782
2004	402,988	353,610
2005	372,431	348,309
2006	376,500	374,353
2007	376,500	375,464
2008	364,360	379,607
2009	353,738	295,564
2010	259,766	237,311
2011	250,000	236,455
2012	250,000	37,216*

* YTD as of June 6, 2012

Note: FY2003 Budgeted amount reduced by \$144,316 as a part of Phase I Budget Task Reductions, per Misc. Res. #03043, effective 4/5/03.

CLASSIFICATION AND RATE CHANGE FUND

FY 2012 Allocation: \$162,700
FY 2013 - 2015 Allocation: \$162,700

The Salary Administration Plan, as adopted by the Board of Commissioners, established a process for reviews and appeals of classification salary grade placements. Reviews occur on an ongoing basis to ensure a fair and timely assessment of changes in job responsibilities. All recommended salary grade changes occur as a result of the Salary Administration Plan review and appeal process and require Human Resources Committee, Finance Committee and Board of Commissioners approval prior to implementation and funding from this reserve.

FY2013- FY2015 CLASSIFICATION CHANGES

None

2013 RECOMMENDED NEW POSITIONS AND POSITION DELETIONS

New position requests and recommendations are identified separately as General Fund/General Purpose or Special Revenue/Proprietary, and are summarized by department on the following pages. The summaries reflect the County Executive's recommendation to create one (1) eligible and five (5) non-eligible General Fund/General Purpose positions. The summaries also reflect the County Executive's recommendation to delete six (6) full-time eligible and five (5) non-eligible General Fund/General Purpose positions, one (1) full-time eligible and one (1) non-eligible Special Revenue position.

2014 RECOMMENDED NEW POSITIONS AND POSITION DELETIONS

New position requests and recommendations are identified separately as General Fund/General Purpose or Special Revenue/Proprietary, and are summarized by department on the following pages. The summaries reflect the County Executive's recommendation to create one (1) non-eligible General Fund/General Purpose position, continue one (1) eligible General Fund/General Purpose position, and to delete two (2) non-eligible General Fund/General Purpose positions. There are no new Special Revenue or Proprietary position requests.

2015 RECOMMENDED NEW POSITIONS AND POSITION DELETIONS

There are no new position requests for FY2015.

**GENERAL FUND/GENERAL PURPOSE POSITION REQUESTS
FY 2013 BUDGET**

REQUEST						BOARD ACTION/COUNTY EXECUTIVE RECOMMENDATION			
	REQUEST # of POS.	CLASSIFICATION	SALARY GRADE	SALARY EACH	FTE FRINGES*	TOTAL	# POS.	TOTAL COST	COMMENTS
CIRCUIT COURT									
Court Business	(1)	Office Assistant II (3010201-01480) @ 5 year step	5	36,214	32,199	(68,413)	(1)	(68,413)	Approved by FY12 Budget
Division Total	0	(1)		36,214	32,199	(68,413)	0	(1)	(68,413)
Civil / Criminal	1	Program Evaluation Analyst (3010301-09162) @ 5 year step	11	58,655	42,952	101,607	1	101,607	Approved to delete by FY11 Budget. Approved to continue by FY12 Budget.
Division Total	1	0		58,655	42,952	101,607	1	0	101,607
Family Court	(1)	Youth Assistance Caseworker II (3010402-09272) @ 5 year step	--	60,390	43,784	(104,174)	(1)	(104,174)	Approved by FY12 Budget
	1	Warrants Clerk PTNE 1,000 hours/year @ 5 year step	6	18,332	838	19,170	1	19,170	Approved by FY12 Budget. Now requesting to transfer & change funding.
Division Total	1	(1)		78,722	44,622	(85,004)	1	(1)	(85,004)
DEPARTMENT TOTAL	2	(2)		173,591	119,773	(51,809)	2	(2)	(51,809)
DISTRICT COURT									
Division I - Novi Administration									
	(1)	District Court Clerk II (3020201-01169) @ 1 year step	6	31,046	29,722	(60,768)	(1)	(60,768)	Recommended
	1	District Court Clerk II FTNE 2,000 hours/year @ 1 year step	6	29,852	1,364	31,216	1	31,216	Recommended
Division Total	1	(1)		60,898	31,086	(29,552)	1	(1)	(29,552)
Division II - Clarkston Probation									
	1	Probation Officer I (3020305-10908) PTNE 1,000 hours/year @ 1 year step	9	19,004	868	19,872	1	19,872	Approved to delete by FY11 Budget. Approved to continue by FY12 Budget.
Division Total	1	0		19,004	868	19,872	1	0	19,872
Division III - Rochester Hills Administration									
	(1)	District Court Clerk II (3020401-06756) @ 1 year step	6	31,046	29,722	(60,768)	(1)	(60,768)	Recommended
	1	District Court Clerk II FTNE 2,000 hours/year @ 1 year step	6	29,852	1,364	31,216	1	31,216	Recommended
	1	District Court Clerk II PTNE 1,000 hours/year @ 1 year step	6	14,926	682	15,608	1	15,608	Recommended
Division Total	2	(1)		75,824	31,769	(13,944)	2	(1)	(13,944)
Division IV - Troy Administration									
	(1)	District Court Judge (3030501-02909) effective 01/01/13	--	45,724	36,756	(82,480)	(1)	(82,480)	Approved by FY12 Budget, <u>effective 01/01/13.</u>
	(1)	Court Clerk (3020501-01858) @ 1 year step, effective 01/01/13	--	33,151	30,731	(63,882)	(1)	(63,882)	Approved by FY12 Budget, <u>effective 01/01/13.</u>
	(1)	District Court Recorder II (3020501-02747) @ 1 year step, effective 01/01/13	6	43,462	35,672	(79,134)	(1)	(79,134)	Approved by FY12 Budget, <u>effective 01/01/13.</u>
Division Total	0	(3)		122,337	103,159	(225,496)	0	(3)	(225,496)
DEPARTMENT TOTAL	4	(5)		278,063	166,882	(249,119)	4	(5)	(249,119)

PROBATE COURT

Estates & Mental Health

(1) Office Assistant II
(3040403-00257) @ 1 year step

5 29,482 28,973 (58,455)

(1) (58,455) Approved to delete by FY11 Budget.

(1) Office Assistant II
(3040403-06879) @ 1 year step

5 29,482 28,973 (58,455)

(1) (58,455) Approved by FY12 Budget

1 Office Assistant II
FTNE 2,000 hours/year @ 1 year step

5 28,349 1,296 29,645

1 29,645 Approved by FY12 Budget

Division Total 1 (2)

87,313 59,241 (87,265)

DEPARTMENT TOTAL 1 (2)

87,313 59,241 (87,265)

PROSECUTING ATTORNEY

Administration / Case Records

(1) Office Assistant II
(4010101-10953)
FTNE 2,000 hours/year @ 1 year step

5 28,349 1,296 (29,645)

(1) (29,645) Approved to delete by FY11 Budget.

(1) Office Assistant II
(4010101-01390) @ 1 year step

5 29,482 28,973 (58,455)

(1) (58,455) Recommended

1 Office Assistant I
FTNE 2,000 hours/year @ 1 year step

5 25,860 1,182 27,042

1 27,042 Recommended

(1) Law Clerk
(4010101-03932) PTNE 400 hours/year

-- 5,962 272 (6,234)

(1) (6,234) Recommended

(3) Summer Clerical
(4010101-04038, 09269, 09534)
PTNE 400 hours/year @ base step

-- 3,333 152 (10,456)

(3) (10,456) Recommended

Division Total 1 (6)

92,986 31,875 (77,748)

Litigation

1 Prosecutor Investigator
@ 1 year step

-- 48,275 37,978 86,253

1 86,253 Recommended

Division Total 1 0

48,275 37,978 86,253

Warrants

(1) Office Assistant II
(4010301-06381) @ 1 year step

5 29,482 28,973 (58,455)

(1) (58,455) Approved to delete by FY11 Budget.

Division Total 0 (1)

29,482 28,973 (58,455)

DEPARTMENT TOTAL 2 (7)

170,743 98,826 (49,949)

COUNTY CLERK/REGISTER OF DEEDS

County Clerk / Legal Records

(1) Student
(2010210-00353) @ 1 year step

-- 11,143 509 (11,652)

(1) (11,652) Approved to delete by FY11 Budget.

(1) Clerk
(2010210-09765)
PTNE 1,000 hours/year @ 1 year step

-- 11,688 534 (12,222)

(1) (12,222) Approved to delete by FY11 Budget.

Division Total 0 (2)

22,831 1,043 (23,874)

Register of Deeds / Administration

(1) Office Assistant II
(2010101-02465) @ 1 year step

5 29,482 28,973 (58,455)

(1) (58,455) Approved to delete by FY11 Budget.

Division Total 0 (1)

29,482 28,973 (58,455)

Jury Commission

(1) Jury Board Member
(2010501-01322) PTNE effective 01/01/2013

-- 4,454 204 (4,658)

(1) (4,658) Approved by FY11 Budget effective 01/01/2013.

Division Total 0 (1)

4,454 204 (4,658)

DEPARTMENT TOTAL 0 (4)

56,767 30,220 (86,987)

BOARD OF COMMISSIONERS

Library Board / LVPI

(1) Library Technical Support Specialist (5010301-07356) @ 5 year step	8	44,144	35,999	(80,143)	(1)	(80,143) Recommended
(1) Library Technician I (5010301-09209) @ 5 year step	5	36,214	32,199	(68,413)	(1)	(68,413) Recommended
(1) Student (5010301-07376) @ 1 year step	--	11,143	509	(11,652)	(1)	(11,652) Recommended
Division Total	0	(3)			0	(3) (160,208)

DEPARTMENT TOTAL 0 (3)

<u>91,501</u>	<u>68,707</u>	<u>(160,208)</u>	<u>0</u>	<u>(3)</u>	<u>(160,208)</u>
<u>91,501</u>	<u>68,707</u>	<u>(160,208)</u>	<u>0</u>	<u>(3)</u>	<u>(160,208)</u>

HUMAN RESOURCES

Workforce Management

(1) Clerk (1050415-09274) PTNE 1,000 hours/year @ base step	4	11,688	534	(12,222)	(1)	(12,222) Approved by FY12 Budget
1 Human Resources Analyst III (1050402-02845) @ 5 year step	13	65,355	46,163	111,518	1	111,518 Approved to delete by FY11 Budget, approved to continue by FY12 Budget.
Division Total	1	(1)			1	(1) 99,296

DEPARTMENT TOTAL 1 (1)

<u>77,043</u>	<u>46,697</u>	<u>99,296</u>	<u>1</u>	<u>(1)</u>	<u>99,296</u>
<u>77,043</u>	<u>46,697</u>	<u>99,296</u>	<u>1</u>	<u>(1)</u>	<u>99,296</u>

HEALTH & HUMAN SERVICES

Health Division

(1) Dental Clinic Assistant II (1060232-03060) @ 5 year step	4	34,392	31,326	(65,718)	(1)	(65,718) Recommended
Division Total	0	(1)			0	(1) (65,718)

DEPARTMENT TOTAL 0 (1)

<u>34,392</u>	<u>31,326</u>	<u>(65,718)</u>	<u>0</u>	<u>(1)</u>	<u>(65,718)</u>
<u>34,392</u>	<u>31,326</u>	<u>(65,718)</u>	<u>0</u>	<u>(1)</u>	<u>(65,718)</u>

TOTAL GF/GP POSITIONS - FY2013 **10 (25)**

TOTAL GF/GP COST - FY 2013 **(651,759) 10 (25) (651,759)**

**GENERAL FUND/GENERAL PURPOSE POSITION REQUESTS
FY 2014 BUDGET**

REQUEST						BOARD ACTION/COUNTY EXECUTIVE RECOMMENDATION				
DEPARTMENT / DIVISION / UNIT	REQUEST # of POS.	CLASSIFICATION	SALARY GRADE	SALARY EACH	FTE FRINGES*	TOTAL	# POS.	TOTAL COST	COMMENTS	
CIRCUIT COURT										
Family Court	1	Juvenile Court Referee	--	73,581	50,105	123,686	1	123,686	Approved to delete by FY12 Budget. Now requesting to continue.	
Division Total	1	0		73,581	50,105	123,686	1	0		123,686
DEPARTMENT TOTAL	1	0		73,581	50,105	123,686	1	0		123,686
DISTRICT COURT										
Division I - Novi Probation		(2) Probation Investigator PTNE 1,000 hours/year	--	17,210	786	(17,996)	(2)	(17,996)	Recommended	
	1	District Court Clerk II PTNE 1,000 hours/year		14,926	682	15,608	1	15,608	Recommended	
Division Total	1	(2)		32,136	1,469	(2,388)	1	(2)	(2,388)	
DEPARTMENT TOTAL	1	(2)		32,136	1,469	(2,388)	1	(2)	(2,388)	
MANAGEMENT & BUDGET										
Equalization	1	Equalization Field Supervisor	15	58,875	43,058	101,933	1	101,933	Approved to delete by FY12 Budget. Now requesting to continue.	
Division Total	1	0		58,875	43,058	101,933	1	0		101,933
DEPARTMENT TOTAL	1	0		58,875	43,058	101,933	1	0		101,933
TOTAL GF/GP POSITIONS - FY 2014	3	(2)				223,231	3	(2)	223,231	

**GENERAL FUND/GENERAL PURPOSE POSITION REQUESTS
FY 2015 BUDGET**

REQUEST						BOARD ACTION/COUNTY EXECUTIVE RECOMMENDATION			
DEPARTMENT / DIVISION / UNIT	REQUEST # of POS.	CLASSIFICATION	SALARY GRADE	SALARY EACH	FTE FRINGES*	TOTAL	# POS.	TOTAL COST	COMMENTS
No Requests									
TOTAL GF/GP POSITIONS - FY 2015						TOTAL GF/GP COST - FY 2015	0	0	

**SPECIAL REVENUE / PROPRIETARY POSITION REQUESTS
FY 2013 BUDGET**

REQUEST	REQUEST		CLASSIFICATION	SALARY GRADE	FUND SR/PR	SALARY EACH	COUNTY EXECUTIVE RECOMMENDATION		TOTAL # POS.	TOTAL COST	COMMENTS
	#	POS.					FTE FRINGES*	TOTAL			
<u>CIRCUIT COURT</u>											
Family Court / Friend of the Court	(1)		Office Assistant I (3010404-07971) PTNE 1,000 hours/year @ 1 year step	3	SR	12,930	591	(13,521)	(1)	(13,521)	Recommended
Division Totals	0	(1)				12,930	591	(13,521)	0	(1)	(13,521)
DEPARTMENT TOTAL	0	(1)				12,930	591	(13,521)	0	(1)	(13,521)
<u>SHERIFF</u>											
Investigative & Forensic Services/FOC	(1)		Warrants Clerk (4030925-02443) @ 1 year step	6	SR	31,046	29,691	(60,737)	(1)	(60,737)	Recommended
Division Total	0	(1)				31,046	29,691	(60,737)	0	(1)	(60,737)
DEPARTMENT TOTAL	0	(1)				31,046	29,691	(60,737)	0	(1)	(60,737)
TOTAL SR & PR POSITIONS - FY 2013	0	(2)						(74,258)	0	(2)	(74,258)

**SPECIAL REVENUE / PROPRIETARY POSITION REQUESTS
FY 2014 BUDGET**

REQUEST	COUNTY EXECUTIVE RECOMMENDATION									
	REQUEST # POS.	CLASSIFICATION	SALARY GRADE	FUND SR/PR	SALARY EACH	FTE FRINGES*	TOTAL	# POS.	TOTAL COST	COMMENTS
No Requests										
TOTAL SR & PR POSITIONS - FY 2014							0		0	

**SPECIAL REVENUE / PROPRIETARY POSITION REQUESTS
FY 2015 BUDGET**

REQUEST	REQUEST # POS.	CLASSIFICATION	SALARY GRADE	FUND SR/PR	SALARY EACH	FTE FRINGES*	TOTAL	COUNTY EXECUTIVE RECOMMENDATION		
								# POS.	TOTAL COST	COMMENTS
No Requests										
TOTAL SR & PR POSITIONS - FY 2015							0		0	

SUMMARY OF POSITION FUNDING CHANGE REQUESTS

FROM DEPARTMENT/DIVISION/UNIT	Pos. #	CLASSIFICATION	COMMENTS	COUNTY EXECUTIVE RECOMMENDATION
----------------------------------	--------	----------------	----------	------------------------------------

FY 2013 BUDGET

Circuit Court / Family Court/Friend of the Court	3010404-11247	Warrants Clerk	Change funding from GF/GP to SR (FOC Cooperative Reimbursement Fund)	Recommended
--	---------------	----------------	--	-------------

FY 2014 BUDGET

Treasurer / Administration	7010101-03226	Accountant II	Change funding from GF/GP to SR (Delinquent Tax Revolving Fund)	Approved with FY12 Budget
Economic Development & Community Affairs / PEDS	1090207-09930	Associate Planner	Change funding from partial SR (70% Waste Resource Administration Mgmt. Fund #21175) to 100 % GF/GP funding.	Approved with FY12 Budget

FY 2015 BUDGET

No Requests

SUMMARY OF RECLASSIFICATION AND SALARY GRADE REVIEW REQUESTS

DEPARTMENT/DIVISION/UNIT	POS. #	CLASSIFICATION	CURRENT		CLASSIFICATION	REQUESTED		COST OR (SAVINGS)
			SALARY GRADE	SALARY		SALARY GRADE	SALARY	
FY 2013 BUDGET								
MANAGEMENT & BUDGET								
Fiscal Services	01029	Supervisor II - Fiscal Services	15	58,875	Senior Financial Analyst	12	50,343	(8,532)
	03288	Budget System Coord	13	53,039	Senior Financial Analyst	12	50,343	(2,696)
Reimbursement	00439	Collection Clerk II	7	32,705	Collection Clerk I	6	31,046	(1,659)
HEALTH & HUMAN SERVICES								
Health Division	10941	PH Clinical Dentist FTNE 2,000 hours/year	--	73,854	PH Clinical Dentist PTNE 1,000 hours/year	--	36,927	(36,927)
TOTAL SAVINGS - FY 2013								(49,814)

FY 2014 BUDGET

No Requests

TOTAL SAVINGS - FY 2014 0

FY 2015 BUDGET

No Requests

TOTAL SAVINGS - FY 2015 0

SUMMARY OF POSITION TRANSFER REQUESTS

FROM DEPARTMENT/DIVISION/UNIT	POS. #	CLASSIFICATION	TO DEPARTMENT/DIVISION/UNIT	COMMENTS	COUNTY EXECUTIVE RECOMMENDATION
----------------------------------	--------	----------------	--------------------------------	----------	------------------------------------

FY 2013 BUDGET

CIRCUIT COURT

Family Court/Friend of the Court	3010404-11247	Warrants Clerk PTNE 1,000 hours	Sheriff/Investigative & Forensic Services (4030925)	Position created by FY12 Budget effective 09/22/12. Now requesting funding change and to be transferred to Sheriff's Office.	Recommended
----------------------------------	---------------	---------------------------------	--	--	-------------

HEALTH & HUMAN SERVICES

Health Division	1060213-06360	Radiologic Technologist	Children's Village (1060501)		Recommended
-----------------	---------------	-------------------------	------------------------------	--	-------------

FY 2014 BUDGET

No Requests

FY 2015 BUDGET

No Requests

SUMMARY OF DEPARTMENT/DIVISION/UNIT DELETIONS

DEPARTMENT/DIVISION/UNIT	DEPT/DIV/UNIT #	COMMENTS	FISCAL YEAR	COUNTY EXECUTIVE RECOMMENDATION
--------------------------	-----------------	----------	-------------	------------------------------------

No Requests

SUMMARY OF DEPARTMENT/DIVISION/UNIT RETITLES

DEPARTMENT/DIVISION/UNIT	DEPT/DIV/UNIT #	FROM	TO	FISCAL YEAR	COUNTY EXECUTIVE RECOMMENDATION
--------------------------	-----------------	------	----	-------------	------------------------------------

No Requests

SUMMARY OF SUNSET POSITIONS

DEPARTMENT / DIVISION / UNIT	POS. #	FUNDING TYPE	CLASSIFICATION	CURRENT SALARY GRADE	SUNSET DATE	REFERENCE	COMMENTS
2013 BUDGET							
<u>DISTRICT COURT</u>							
Division III - Rochester Hills/Admin	3020401-11218	GF/GP	District Court Clerk II	6	10/1/2012	M.R. #11142	PTNE 1,000 hours/year
<u>SHERIFF</u>							
Investigative & Forensic Services/NET	4030920-10887	SR	Deputy II	--	9/30/2012	M.R.#09213	NET/JAG Recovery Stimulus grant
2014 BUDGET							
<u>TREASURER</u>							
Tax Administration	70101101-11243	SR	Office Assistant I PTNE 1,000 hours/year	3	9/30/2013	FY12 Budget	
Tax Administration	7010110-11244	SR	Office Assistant I PTNE 1,000 hours/year	3	9/30/2013	FY12 Budget	
<u>ECONOMIC DEVELOPMENT & COMMUNITY AFFAIRS</u>							
Community & Home Improvement	1090611-10998	GF/GP	Community & Home Improvement Specialist	11	9/30/2013	FY11 Budget	
2015 BUDGET							

No Requests

**GENERAL FUND/GENERAL PURPOSE
OPERATIONS**

Department:	301 - Circuit Court	OAKLAND COUNTY, MICHIGAN							
General Fund / General Purpose		FY2013 AND FY2014 AND FY2015 County Executive Budget Recommendation							

Account Number/Description	FY 2011 Actual	FY 2012		FY 2013 Amended Plan	FY 2014 Amended Plan	FY 2013 County Exec. Recommended	FY 2014 County Exec. Recommended	FY 2015 County Exec. Recommended
		Adopted Budget	Amended Budget					

Revenues

Revenue									
Other Intergovern. Revenues									
625414	Drug Case Management	4,702	4,500	4,500	4,500	4,500	4,500	4,500	4,500
		4,702	4,500	4,500	4,500	4,500	4,500	4,500	4,500
Charges for Services									
630035	Adoptive Info Request Fee	0	25,000	25,000	25,000	25,000	25,000	25,000	25,000
630105	Assessment Fees	2,189	4,000	4,000	4,000	4,000	3,000	3,000	3,000
630140	Board and Care	965,863	975,000	975,000	975,000	975,000	975,000	975,000	975,000
630245	Civil Mediation Payments	562,912	595,000	595,000	595,000	595,000	595,000	595,000	595,000
630385	Costs	768,812	904,500	904,500	904,500	904,500	854,500	854,500	854,500
630406	Court Service Fees Probation	187,126	170,000	170,000	170,000	170,000	170,000	170,000	170,000
630413	Court Service Fees Traffic	7,162	15,000	15,000	15,000	15,000	15,000	15,000	15,000
630441	CVR County Portion	1,342	0	0	0	0	0	0	0
630552	Diversion Fees	9,225	10,000	10,000	10,000	10,000	10,000	10,000	10,000
630560	DNA Testing Fees	296	0	0	0	0	0	0	0
630604	e Filing Fees	142,349	140,000	140,000	140,000	140,000	140,000	140,000	140,000
630791	Forensic Lab Fees	379	0	0	0	0	0	0	0
630840	Govt Benefit Board and Care	185,200	200,000	200,000	200,000	200,000	200,000	200,000	200,000
631010	Judge On Line Services	8,460	20,000	20,000	20,000	20,000	15,000	15,000	15,000
631015	Jury Fees	285,675	315,000	315,000	315,000	315,000	315,000	315,000	315,000
631176	Mediation Fines	118,150	100,000	100,000	100,000	100,000	100,000	100,000	100,000
631253	Miscellaneous	27,159	19,000	19,000	19,000	19,000	20,000	20,000	20,000
631596	Probation Fees	0	0	5,000	5,000	5,000	5,000	5,000	5,000
631631	Psych Testing and Evaluation	321	2,000	2,000	2,000	2,000	1,000	1,000	1,000
631736	Refund Fees PD Def Attorney	1,259,122	1,300,000	1,300,000	1,300,000	1,300,000	1,300,000	1,300,000	1,300,000
631792	Reimb Clinical Evaluations	65,968	50,000	50,000	50,000	50,000	55,000	55,000	55,000
631806	Reimb Court Services	3,186	1,500	1,500	1,500	1,500	2,000	2,000	2,000
631883	Reimb State County Agent	180,533	175,000	175,000	175,000	175,000	180,000	180,000	180,000
632079	Service Fees	11,768	15,000	15,000	15,000	15,000	12,000	12,000	12,000
632342	Tours	5,611	10,000	10,000	10,000	10,000	7,000	7,000	7,000
632408	Video Copying	12,540	0	0	0	0	0	0	0
		4,811,350	5,046,000	5,051,000	5,051,000	5,051,000	4,999,500	4,999,500	4,999,500
Contributions									
650301	Donations	18,940	0	50,000	0	0	0	0	0
		18,940	0	50,000	0	0	0	0	0
Revenue		4,834,991	5,050,500	5,105,500	5,055,500	5,055,500	5,004,000	5,004,000	5,004,000
Grand Total Revenues		4,834,991	5,050,500	5,105,500	5,055,500	5,055,500	5,004,000	5,004,000	5,004,000

Expenditures

Personnel
Salaries

Department: 301 - Circuit Court	OAKLAND COUNTY, MICHIGAN
General Fund / General Purpose	FY2013 AND FY2014 AND FY2015 County Executive Budget Recommendation

Account Number/Description	FY 2011 Actual	FY 2012		FY 2013 Amended Plan	FY 2014 Amended Plan	FY 2013 County Exec. Recommended	FY 2014 County Exec. Recommended	FY 2015 County Exec. Recommended
		Adopted Budget	Amended Budget					
702010 Salaries Regular	12,047,066	13,490,119	13,459,709	13,344,367	13,245,046	13,406,462	13,406,462	13,406,462
702030 Holiday	461,674	0	0	0	0	0	0	0
702050 Annual Leave	776,372	0	0	0	0	0	0	0
702080 Sick Leave	240,501	0	0	0	0	0	0	0
702100 Retroactive	(3,937)	0	0	0	0	0	0	0
702120 Jury Duty	2,334	0	0	0	0	0	0	0
702130 Shift Premium	32	0	0	0	0	0	0	0
702140 Other Miscellaneous Salaries	2,811	0	0	0	0	69,300	0	0
702190 Workers Compensation Pay	496	0	0	0	0	0	0	0
702200 Death Leave	14,332	0	0	0	0	0	0	0
702240 Salary Adjustments	351	0	0	0	0	0	0	0
702360 Short Term Disability	92,062	0	0	0	0	0	0	0
712020 Overtime	761	41,000	41,000	41,000	41,000	41,000	41,000	41,000
	13,634,854	13,531,119	13,500,709	13,385,367	13,286,046	13,516,762	13,447,462	13,447,462
<u>Fringe Benefits</u>								
722740 Fringe Benefits	3,711	0	0	0	0	40,700	0	0
722750 Workers Compensation	70,488	75,006	75,060	73,324	73,101	66,254	66,254	66,254
722760 Group Life	57,597	47,449	47,366	46,982	46,653	39,959	39,959	39,959
722770 Retirement	4,370,632	5,021,261	5,009,532	4,968,368	4,933,073	4,734,624	4,734,624	4,734,624
722780 Hospitalization	2,683,240	3,190,956	3,196,290	3,171,958	3,162,486	3,069,537	3,069,537	3,069,537
722790 Social Security	902,588	978,683	976,349	967,532	959,934	998,176	998,176	998,176
722800 Dental	214,589	227,678	227,897	225,321	224,525	221,304	221,304	221,304
722810 Disability	37,369	37,687	37,586	37,226	36,956	175,208	175,208	175,208
722820 Unemployment Insurance	59,408	49,862	49,736	49,232	48,795	46,588	46,588	46,588
722850 Optical	11,263	12,788	12,818	12,726	12,705	20,275	20,275	20,275
722900 Fringe Benefit Adjustments	953	211,828	211,828	211,828	211,828	18,245	18,245	18,245
	8,411,838	9,853,198	9,844,462	9,764,497	9,710,056	9,430,870	9,390,170	9,390,170
Personnel	22,046,692	23,384,317	23,345,171	23,149,864	22,996,102	22,947,632	22,837,632	22,837,632
<u>Operating Expenses</u>								
<u>Contractual Services</u>								
730037 Adj Prior Years Exp	150	0	0	0	0	0	0	0
730072 Advertising	8,892	8,000	8,000	8,000	8,000	8,000	8,000	8,000
730107 Attorney Fees Mediators	540,912	575,000	575,000	575,000	575,000	575,000	575,000	575,000
730226 Car Allowance	1,130	16,700	16,700	16,700	16,700	16,700	16,700	16,700
730247 Charge Card Fee	447	0	0	0	0	0	0	0
730324 Communications	0	900	900	900	900	900	900	900
730338 Computer Research Service	29,952	51,500	51,500	51,500	51,500	51,500	51,500	51,500
730415 Court Reporter Services	4,571	15,000	15,000	15,000	15,000	15,000	15,000	15,000
730422 Court Transcripts	12,794	40,000	40,000	40,000	40,000	40,000	40,000	40,000
730450 Defense Atty Fees	2,916,169	3,212,205	3,212,205	3,212,205	3,212,205	3,212,205	3,212,205	3,212,205
730457 Defense Atty Fees Appellate	320,217	383,826	383,826	383,826	383,826	383,826	383,826	383,826
730464 Defense Atty Fees District	147,118	191,687	191,687	191,687	191,687	191,687	191,687	191,687
730471 Defense Atty Fees Paternity	19,950	20,130	20,130	20,130	20,130	20,130	20,130	20,130
730478 Defense Atty Fees PPO	14,620	1,472	1,472	1,472	1,472	1,472	1,472	1,472
730485 Defense Atty Fees Support	5,090	5,086	5,086	5,086	5,086	5,086	5,086	5,086

Department:	301 - Circuit Court	OAKLAND COUNTY, MICHIGAN							
General Fund / General Purpose		FY2013 AND FY2014 AND FY2015 County Executive Budget Recommendation							

Account Number/Description	FY 2011 Actual	FY 2012		FY 2013 Amended Plan	FY 2014 Amended Plan	FY 2013 County Exec. Recommended	FY 2014 County Exec. Recommended	FY 2015 County Exec. Recommended
		Adopted Budget	Amended Budget					
730492	Defense Atty Fees Trials	305,061	453,075	453,075	453,075	453,075	453,075	453,075
730527	Direct Client Services	1,443	3,000	3,000	3,000	3,000	3,000	3,000
730646	Equipment Maintenance	6,544	20,300	20,300	20,300	20,300	20,300	20,300
730688	Expert Witness Fee and Mileage	25,745	27,000	27,000	27,000	27,000	27,000	27,000
730702	Family Counseling Services	0	5,000	5,000	5,000	5,000	5,000	5,000
730709	Fees - Per Diems	(3,483)	0	0	0	0	0	0
730723	Fees Guardian Ad Litem	397,932	495,243	495,243	495,243	495,243	495,243	495,243
730926	Indirect Costs	122,525	98,293	98,293	98,293	98,293	98,293	98,293
730982	Interpreter Fees	70,774	74,000	74,000	74,000	74,000	74,000	74,000
731010	Juror Fees and Mileage	638,305	700,170	700,170	700,170	700,170	700,170	700,170
731059	Laundry and Cleaning	181	1,500	1,500	1,500	1,500	1,500	1,500
731101	Library Continuations	92,935	39,543	39,543	39,543	39,543	39,543	39,543
731213	Membership Dues	24,066	30,800	30,800	30,800	30,800	30,800	30,800
731297	Officer Fees	80	0	0	0	0	0	0
731339	Periodicals Books Publ Sub	3,006	0	0	0	0	0	0
731346	Personal Mileage	124,590	61,264	61,264	61,264	61,264	61,264	61,264
731381	Pre-Adoptive Care	0	8,000	8,000	8,000	8,000	8,000	8,000
731388	Printing	38,481	90,430	90,430	90,430	90,430	90,430	90,430
731416	Priv Institutions Residential	2,709,275	3,000,000	3,005,737	3,000,000	3,000,000	3,000,000	3,000,000
731458	Professional Services	559,917	430,447	430,447	430,447	430,447	430,447	430,447
731493	Psychological Testing	0	10,000	10,000	10,000	10,000	10,000	10,000
731577	Refund Prior Years Revenue	44,647	0	0	0	0	0	0
731626	Rent	219	0	0	0	0	0	0
731780	Software Support Maintenance	600	2,600	2,600	2,600	2,600	2,600	2,600
731822	Special Projects	0	0	179,958	0	0	0	0
731843	State Institutions	5,427,239	8,000,000	8,000,000	8,000,000	8,000,000	8,000,000	8,000,000
731871	Student Employment	0	4,120	4,120	4,120	4,120	4,120	4,120
731941	Training	0	2,000	2,000	2,000	2,000	2,000	2,000
731962	Transcript on Appeals	189,622	210,000	210,000	170,000	170,000	170,000	170,000
731997	Transportation of Clients	6,296	1,500	5,280	1,500	1,500	1,500	1,500
732018	Travel and Conference	20,801	25,714	25,714	25,714	25,714	25,714	25,714
732020	Travel Employee Taxable Meals	14	0	0	0	0	0	0
732081	Visiting Judges	85,557	29,050	54,050	29,050	29,050	29,050	29,050
732158	Witness Fees and Mileage	413	6,000	6,000	6,000	6,000	6,000	6,000
732165	Workshops and Meeting	3,369	500	500	500	500	500	500
		14,918,164	18,351,055	18,565,530	18,311,055	18,311,055	18,311,055	18,311,055
Commodities								
750049	Computer Supplies	3,085	8,100	8,100	8,100	8,100	8,100	8,100
750063	Custodial Supplies	372	0	0	0	0	0	0
750119	Dry Goods and Clothing	388	7,000	7,000	7,000	7,000	7,000	7,000
750154	Expendable Equipment	11,095	0	38,692	0	35,000	35,000	35,000
750168	FA Proprietary Equipment Exp	0	35,000	35,000	35,000	0	0	0
750170	Other Expendable Equipment	501	0	0	0	0	0	0
750245	Incentives	4,608	0	0	0	0	0	0
750280	Laboratory Supplies	2,972	0	4,550	0	0	0	0

Department:	301 - Circuit Court	OAKLAND COUNTY, MICHIGAN						
General Fund / General Purpose		FY2013 AND FY2014 AND FY2015 County Executive Budget Recommendation						

Account Number/Description	FY 2011 Actual	FY 2012		FY 2013 Amended Plan	FY 2014 Amended Plan	FY 2013 County Exec. Recommended	FY 2014 County Exec. Recommended	FY 2015 County Exec. Recommended
		Adopted Budget	Amended Budget					
750392 Metered Postage	18,492	81,752	81,752	81,752	81,752	81,752	81,752	81,752
750399 Office Supplies	117,453	140,108	140,214	140,108	140,108	140,108	140,108	140,108
750448 Postage-Standard Mailing	15,000	25,000	25,000	25,000	25,000	25,000	25,000	25,000
750539 Testing Materials	15,268	10,000	10,000	10,000	10,000	10,000	10,000	10,000
750567 Training-Educational Supplies	0	4,000	4,000	4,000	4,000	4,000	4,000	4,000
	189,233	310,960	354,308	310,960	310,960	310,960	310,960	310,960
Capital Outlay								
760160 Furniture and Fixtures	28,605	0	0	0	0	0	0	0
	28,605	0	0	0	0	0	0	0
Operating Expenses	15,136,003	18,662,015	18,919,838	18,622,015	18,622,015	18,622,015	18,622,015	18,622,015
Internal Support								
Internal Services								
770631 Bldg Space Cost Allocation	2,568,066	2,626,707	2,626,707	2,628,721	2,784,716	2,626,587	2,774,145	2,788,987
770667 Convenience Copier	32,026	35,204	35,204	35,204	35,204	36,129	36,129	36,129
772618 Equipment Rental	131,904	268,334	268,334	268,334	268,334	154,283	154,283	154,283
773535 Info Tech CLEMIS	15,159	15,917	15,917	16,713	17,548	16,040	16,842	17,684
773630 Info Tech Development	202,568	0	76,001	0	0	0	0	0
773633 Info Tech Imaging Operations	17,136	42,503	42,503	42,503	42,503	0	0	0
774636 Info Tech Operations	1,386,275	1,320,852	1,320,852	1,322,075	1,327,458	1,272,728	1,277,282	1,277,282
774677 Insurance Fund	4,420	4,420	4,420	4,420	4,420	4,423	4,423	4,423
775667 Mail Room	29,966	0	0	0	0	0	0	0
775754 Maintenance Department Charges	67,061	0	18,756	0	0	0	0	0
776661 Motor Pool	55	0	0	0	0	0	0	0
776666 Print Shop	9,422	0	0	0	0	0	0	0
778675 Telephone Communications	197,008	207,002	207,002	207,002	207,002	204,698	204,698	204,698
	4,661,065	4,520,939	4,615,697	4,524,972	4,687,185	4,314,888	4,467,802	4,483,486
Internal Support	4,661,065	4,520,939	4,615,697	4,524,972	4,687,185	4,314,888	4,467,802	4,483,486
Transfers/Other Sources (Uses)								
Transfers Out								
788001 Transfers Out	4,610,691	5,139,405	5,189,605	5,092,079	5,100,819	5,092,079	5,100,819	5,100,819
	4,610,691	5,139,405	5,189,605	5,092,079	5,100,819	5,092,079	5,100,819	5,100,819
Transfers/Other Sources (Uses)	4,610,691	5,139,405	5,189,605	5,092,079	5,100,819	5,092,079	5,100,819	5,100,819
Grand Total Expenditures	46,454,451	51,706,676	52,070,311	51,388,930	51,406,121	50,976,614	51,028,268	51,043,952

Department:	Circuit Court	OAKLAND COUNTY, MICHIGAN
Organization:	30101 - Judicial / Administration	
Fund:	10100 - General	
		FY2013 AND FY2014 AND FY2015 County Executive Budget Recommendation

Account Number/Description	FY 2011 Actual	FY 2012		FY 2013 Amended Plan	FY 2014 Amended Plan	FY 2013 County Exec. Recommended	FY 2014 County Exec. Recommended	FY 2015 County Exec. Recommended
		Adopted Budget	Amended Budget					
Revenues								
Revenue								
Charges for Services								
631010 Judge On Line Services	(90)	0	0	0	0	0	0	0
631176 Mediation Fines	(150)	0	0	0	0	0	0	0
631253 Miscellaneous	686	0	0	0	0	0	0	0
	446	0	0	0	0	0	0	0
Contributions								
650301 Donations	18,940	0	50,000	0	0	0	0	0
	18,940	0	50,000	0	0	0	0	0
Revenue	19,386	0	50,000	0	0	0	0	0
Grand Total Revenues	19,386	0	50,000	0	0	0	0	0

Expenditures

Personnel								
Salaries								
702010 Salaries Regular	4,400,454	4,787,352	4,787,352	4,787,352	4,787,352	4,791,616	4,791,616	4,791,616
702030 Holiday	150,126	0	0	0	0	0	0	0
702050 Annual Leave	174,602	0	0	0	0	0	0	0
702080 Sick Leave	68,997	0	0	0	0	0	0	0
702100 Retroactive	624	0	0	0	0	0	0	0
702120 Jury Duty	223	0	0	0	0	0	0	0
702140 Other Miscellaneous Salaries	195	0	0	0	0	23,625	0	0
702200 Death Leave	4,045	0	0	0	0	0	0	0
702360 Short Term Disability	6,474	0	0	0	0	0	0	0
	4,805,739	4,787,352	4,787,352	4,787,352	4,787,352	4,815,241	4,791,616	4,791,616
Fringe Benefits								
722740 Fringe Benefits	0	0	0	0	0	13,875	0	0
722750 Workers Compensation	10,753	18,043	18,043	18,043	18,043	10,737	10,737	10,737
722760 Group Life	20,759	18,355	18,355	18,355	18,355	14,715	14,715	14,715
722770 Retirement	1,662,256	1,919,204	1,919,204	1,919,204	1,919,204	1,810,067	1,810,067	1,810,067
722780 Hospitalization	959,728	1,250,977	1,250,977	1,250,977	1,250,977	1,113,684	1,113,684	1,113,684
722790 Social Security	290,642	362,724	362,724	362,724	362,724	364,448	364,448	364,448
722800 Dental	75,440	85,704	85,704	85,704	85,704	81,227	81,227	81,227
722810 Disability	11,956	12,682	12,682	12,682	12,682	56,591	56,591	56,591
722820 Unemployment Insurance	21,060	18,185	18,185	18,185	18,185	14,526	14,526	14,526
722850 Optical	4,526	5,720	5,720	5,720	5,720	7,848	7,848	7,848
	3,057,120	3,691,594	3,691,594	3,691,594	3,691,594	3,487,718	3,473,843	3,473,843
Personnel	7,862,859	8,478,946	8,478,946	8,478,946	8,478,946	8,302,959	8,265,459	8,265,459
Operating Expenses								
Contractual Services								

Department:	Circuit Court	OAKLAND COUNTY, MICHIGAN							
Organization:	30101 - Judicial / Administration								
Fund:	10100 - General								
		FY2013 AND FY2014 AND FY2015 County Executive Budget Recommendation							

Account Number/Description	FY 2011 Actual	FY 2012		FY 2013 Amended Plan	FY 2014 Amended Plan	FY 2013 County Exec. Recommended	FY 2014 County Exec. Recommended	FY 2015 County Exec. Recommended	
		Adopted Budget	Amended Budget						
730072 Advertising	2,278	0	0	0	0	0	0	0	
730422 Court Transcripts	1,165	0	0	0	0	0	0	0	
730646 Equipment Maintenance	486	0	0	0	0	0	0	0	
731101 Library Continuations	92,935	39,543	39,543	39,543	39,543	39,543	39,543	39,543	
731213 Membership Dues	995	1,200	1,200	1,200	1,200	1,200	1,200	1,200	
731339 Periodicals Books Publ Sub	875	0	0	0	0	0	0	0	
731346 Personal Mileage	2,559	4,640	4,640	4,640	4,640	4,640	4,640	4,640	
731388 Printing	3,498	11,601	11,601	11,601	11,601	11,601	11,601	11,601	
731458 Professional Services	7,370	8,615	8,615	8,615	8,615	8,615	8,615	8,615	
731626 Rent	219	0	0	0	0	0	0	0	
731822 Special Projects	0	0	179,958	0	0	0	0	0	
732018 Travel and Conference	857	2,292	2,292	2,292	2,292	2,292	2,292	2,292	
732158 Witness Fees and Mileage	126	0	0	0	0	0	0	0	
732165 Workshops and Meeting	233	0	0	0	0	0	0	0	
	113,595	67,891	247,849	67,891	67,891	67,891	67,891	67,891	
Commodities									
750063 Custodial Supplies	147	0	0	0	0	0	0	0	
750154 Expendable Equipment	11,095	0	38,692	0	0	0	0	0	
750170 Other Expendable Equipment	67	0	0	0	0	0	0	0	
750399 Office Supplies	14,870	24,285	24,300	24,285	24,285	24,285	24,285	24,285	
	26,179	24,285	62,992	24,285	24,285	24,285	24,285	24,285	
Capital Outlay									
760160 Furniture and Fixtures	28,605	0	0	0	0	0	0	0	
	28,605	0	0	0	0	0	0	0	
Operating Expenses	168,379	92,176	310,841	92,176	92,176	92,176	92,176	92,176	
Internal Support									
Internal Services									
770631 Bldg Space Cost Allocation	247,175	257,025	257,025	257,223	272,486	258,101	272,601	274,059	
770667 Convenience Copier	4,445	6,192	6,192	6,192	6,192	3,835	3,835	3,835	
773535 Info Tech CLEMIS	15,159	15,917	15,917	16,713	17,548	16,040	16,842	17,684	
773630 Info Tech Development	9,804	0	4,122	0	0	0	0	0	
774636 Info Tech Operations	31,426	28,058	28,058	28,085	28,233	25,242	25,332	25,332	
775754 Maintenance Department Charges	67,061	0	18,756	0	0	0	0	0	
776666 Print Shop	243	0	0	0	0	0	0	0	
778675 Telephone Communications	17,447	18,101	18,101	18,101	18,101	18,574	18,574	18,574	
	392,761	325,293	348,172	326,314	342,560	321,792	337,184	339,484	
Internal Support	392,761	325,293	348,172	326,314	342,560	321,792	337,184	339,484	
Transfers/Other Sources (Uses)									
Transfers Out									
788001 Transfers Out	210,106	0	50,000	0	0	0	0	0	
	210,106	0	50,000	0	0	0	0	0	
Transfers/Other Sources (Uses)	210,106	0	50,000	0	0	0	0	0	

Department:	Circuit Court	OAKLAND COUNTY, MICHIGAN
Organization:	30101 - Judicial / Administration	
Fund:	10100 - General	
		FY2013 AND FY2014 AND FY2015 County Executive Budget Recommendation

Account Number/Description	FY 2011 Actual	FY 2012		FY 2013 Amended Plan	FY 2014 Amended Plan	FY 2013 County Exec. Recommended	FY 2014 County Exec. Recommended	FY 2015 County Exec. Recommended
		Adopted Budget	Amended Budget					
Grand Total Expenditures	8,634,105	8,896,415	9,187,959	8,897,436	8,913,682	8,716,927	8,694,819	8,697,119

Department:	Circuit Court	OAKLAND COUNTY, MICHIGAN
Organization:	30102 - Business Division	
Fund:	10100 - General	

FY2013 AND FY2014 AND FY2015 County Executive Budget Recommendation

Account Number/Description	FY 2011 Actual	FY 2012		FY 2013 Amended Plan	FY 2014 Amended Plan	FY 2013 County Exec. Recommended	FY 2014 County Exec. Recommended	FY 2015 County Exec. Recommended
		Adopted Budget	Amended Budget					

Grand Total Revenues

Expenditures

Personnel

Salaries

702010	Salaries Regular	888,673	957,922	941,702	909,544	909,544	960,184	960,184	960,184
702030	Holiday	35,293	0	0	0	0	0	0	0
702050	Annual Leave	68,717	0	0	0	0	0	0	0
702080	Sick Leave	16,799	0	0	0	0	0	0	0
702100	Retroactive	(217)	0	0	0	0	0	0	0
702140	Other Miscellaneous Salaries	2,481	0	0	0	0	5,040	0	0
702200	Death Leave	2,719	0	0	0	0	0	0	0
702360	Short Term Disability	11,596	0	0	0	0	0	0	0
712020	Overtime	761	5,000	5,000	5,000	5,000	5,000	5,000	5,000
		1,026,822	962,922	946,702	914,544	914,544	970,224	965,184	965,184

Fringe Benefits

722740	Fringe Benefits	0	0	0	0	0	2,960	0	0
722750	Workers Compensation	2,271	2,740	2,538	2,396	2,396	2,153	2,153	2,153
722760	Group Life	4,472	3,323	3,251	3,098	3,098	2,729	2,729	2,729
722770	Retirement	290,483	344,526	338,965	324,756	324,756	308,554	308,554	308,554
722780	Hospitalization	245,215	284,398	284,398	270,783	270,783	243,326	243,326	243,326
722790	Social Security	71,212	72,401	71,153	68,007	68,007	68,824	68,824	68,824
722800	Dental	18,286	19,754	19,754	18,400	18,400	17,214	17,214	17,214
722810	Disability	2,762	2,990	2,927	2,779	2,779	12,822	12,822	12,822
722820	Unemployment Insurance	4,448	3,833	3,764	3,583	3,583	3,552	3,552	3,552
722850	Optical	597	653	653	564	564	1,205	1,205	1,205
722900	Fringe Benefit Adjustments	0	(37,597)	(37,597)	(28,007)	(28,007)	2,225	2,225	2,225
		639,748	697,021	689,806	666,359	666,359	665,564	662,604	662,604

Personnel

Operating Expenses

Contractual Services

730646	Equipment Maintenance	0	3,300	3,300	3,300	3,300	3,300	3,300	3,300
731213	Membership Dues	100	500	500	500	500	500	500	500
731339	Periodicals Books Publ Sub	167	0	0	0	0	0	0	0
731346	Personal Mileage	111	1,160	1,160	1,160	1,160	1,160	1,160	1,160
731388	Printing	4,546	510	510	510	510	510	510	510
731458	Professional Services	0	4,000	4,000	4,000	4,000	4,000	4,000	4,000
731780	Software Support Maintenance	0	2,600	2,600	2,600	2,600	2,600	2,600	2,600
732018	Travel and Conference	5	672	672	672	672	672	672	672
732020	Travel Employee Taxable Meals	14	0	0	0	0	0	0	0
732081	Visiting Judges	85,557	29,050	54,050	29,050	29,050	29,050	29,050	29,050
		90,500	41,792	66,792	41,792	41,792	41,792	41,792	41,792

Department:	Circuit Court	OAKLAND COUNTY, MICHIGAN
Organization:	30102 - Business Division	
Fund:	10100 - General	
		FY2013 AND FY2014 AND FY2015 County Executive Budget Recommendation

Account Number/Description	FY 2011 Actual	FY 2012		FY 2013 Amended Plan	FY 2014 Amended Plan	FY 2013 County Exec. Recommended	FY 2014 County Exec. Recommended	FY 2015 County Exec. Recommended
		Adopted Budget	Amended Budget					
Commodities								
750049 Computer Supplies	3,085	8,100	8,100	8,100	8,100	8,100	8,100	8,100
750063 Custodial Supplies	39	0	0	0	0	0	0	0
750154 Expendable Equipment	0	0	0	0	0	4,000	4,000	4,000
750168 FA Proprietary Equipment Exp	0	4,000	4,000	4,000	4,000	0	0	0
750170 Other Expendable Equipment	434	0	0	0	0	0	0	0
750392 Metered Postage	4,862	18,200	18,200	18,200	18,200	18,200	18,200	18,200
750399 Office Supplies	4,465	5,142	5,142	5,142	5,142	5,142	5,142	5,142
	12,884	35,442	35,442	35,442	35,442	35,442	35,442	35,442
Operating Expenses	103,384	77,234	102,234	77,234	77,234	77,234	77,234	77,234
Internal Support								
Internal Services								
770631 Bldg Space Cost Allocation	64,221	63,753	63,753	63,802	67,588	64,020	67,616	67,978
770667 Convenience Copier	7,463	7,818	7,818	7,818	7,818	7,819	7,819	7,819
772618 Equipment Rental	1,738	1,512	1,512	1,512	1,512	4,218	4,218	4,218
773630 Info Tech Development	1,873	0	1,184	0	0	0	0	0
774636 Info Tech Operations	67,972	60,803	60,803	60,863	61,182	65,258	65,491	65,491
774677 Insurance Fund	4,420	4,420	4,420	4,420	4,420	4,423	4,423	4,423
775667 Mail Room	7,926	0	0	0	0	0	0	0
778675 Telephone Communications	10,323	11,069	11,069	11,069	11,069	10,634	10,634	10,634
	165,936	149,375	150,559	149,484	153,589	156,372	160,201	160,563
Internal Support	165,936	149,375	150,559	149,484	153,589	156,372	160,201	160,563
Grand Total Expenditures	1,935,891	1,886,552	1,889,301	1,807,621	1,811,726	1,869,394	1,865,223	1,865,585

Department:	Circuit Court	OAKLAND COUNTY, MICHIGAN						
Organization:	30103 - Civil / Criminal Division							
Fund:	10100 - General							
		FY2013 AND FY2014 AND FY2015 County Executive Budget Recommendation						

Account Number/Description	FY 2011 Actual	FY 2012		FY 2013 Amended Plan	FY 2014 Amended Plan	FY 2013 County Exec. Recommended	FY 2014 County Exec. Recommended	FY 2015 County Exec. Recommended
		Adopted Budget	Amended Budget					

Revenues

Revenue								
Other Intergovern. Revenues								
625414	Drug Case Management	4,702	4,500	4,500	4,500	4,500	4,500	4,500
		4,702	4,500	4,500	4,500	4,500	4,500	4,500
Charges for Services								
630245	Civil Mediation Payments	562,912	595,000	595,000	595,000	595,000	595,000	595,000
630385	Costs	767,832	900,000	900,000	900,000	900,000	850,000	850,000
630560	DNA Testing Fees	296	0	0	0	0	0	0
630604	e Filing Fees	142,349	140,000	140,000	140,000	140,000	140,000	140,000
630791	Forensic Lab Fees	378	0	0	0	0	0	0
631010	Judge On Line Services	8,550	20,000	20,000	20,000	20,000	15,000	15,000
631015	Jury Fees	285,675	315,000	315,000	315,000	315,000	315,000	315,000
631176	Mediation Fines	118,300	100,000	100,000	100,000	100,000	100,000	100,000
631253	Miscellaneous	211	0	0	0	0	0	0
631736	Refund Fees PD Def Attorney	866,855	950,000	950,000	950,000	950,000	950,000	950,000
631806	Reimb Court Services	3,163	1,500	1,500	1,500	2,000	2,000	2,000
632408	Video Copying	12,540	0	0	0	0	0	0
		2,769,062	3,021,500	3,021,500	3,021,500	3,021,500	2,967,000	2,967,000
		2,773,764	3,026,000	3,026,000	3,026,000	3,026,000	2,971,500	2,971,500
Revenue		2,773,764	3,026,000	3,026,000	3,026,000	3,026,000	2,971,500	2,971,500
Grand Total Revenues		2,773,764	3,026,000	3,026,000	3,026,000	3,026,000	2,971,500	2,971,500

Expenditures

Personnel								
Salaries								
702010	Salaries Regular	1,010,501	1,148,443	1,148,443	1,148,443	1,148,443	1,171,147	1,171,147
702030	Holiday	42,274	0	0	0	0	0	0
702050	Annual Leave	77,575	0	0	0	0	0	0
702080	Sick Leave	21,435	0	0	0	0	0	0
702100	Retroactive	(71)	0	0	0	0	0	0
702140	Other Miscellaneous Salaries	0	0	0	0	0	6,930	0
702190	Workers Compensation Pay	496	0	0	0	0	0	0
702240	Salary Adjustments	351	0	0	0	0	0	0
702360	Short Term Disability	10,314	0	0	0	0	0	0
712020	Overtime	0	5,000	5,000	5,000	5,000	5,000	5,000
		1,162,874	1,153,443	1,153,443	1,153,443	1,153,443	1,183,077	1,176,147
Fringe Benefits								
722740	Fringe Benefits	0	0	0	0	0	4,070	0
722750	Workers Compensation	2,581	3,313	3,313	3,313	3,313	2,624	2,624
722760	Group Life	4,909	4,269	4,269	4,269	4,269	3,530	3,530
722770	Retirement	379,900	453,116	453,116	453,116	453,116	427,269	427,269

Department:	Circuit Court	OAKLAND COUNTY, MICHIGAN
Organization:	30103 - Civil / Criminal Division	
Fund:	10100 - General	
FY2013 AND FY2014 AND FY2015 County Executive Budget Recommendation		

Account Number/Description	FY 2011 Actual	FY 2012		FY 2013 Amended Plan	FY 2014 Amended Plan	FY 2013 County Exec. Recommended	FY 2014 County Exec. Recommended	FY 2015 County Exec. Recommended
		Adopted Budget	Amended Budget					
722780 Hospitalization	230,985	269,768	269,768	269,768	269,768	250,671	250,671	250,671
722790 Social Security	83,147	86,129	86,129	86,129	86,129	87,867	87,867	87,867
722800 Dental	19,017	19,393	19,393	19,393	19,393	19,951	19,951	19,951
722810 Disability	3,552	3,659	3,659	3,659	3,659	16,553	16,553	16,553
722820 Unemployment Insurance	5,054	4,367	4,367	4,367	4,367	4,331	4,331	4,331
722850 Optical	790	931	931	931	931	1,636	1,636	1,636
722900 Fringe Benefit Adjustments	953	2,420	2,420	2,420	2,420	2,225	2,225	2,225
	730,888	847,365	847,365	847,365	847,365	820,727	816,657	816,657
	1,893,763	2,000,808	2,000,808	2,000,808	2,000,808	2,003,804	1,992,804	1,992,804

Personnel

Operating Expenses

Contractual Services

730107 Attorney Fees Mediators	540,912	575,000	575,000	575,000	575,000	575,000	575,000	575,000
730247 Charge Card Fee	447	0	0	0	0	0	0	0
730338 Computer Research Service	29,952	51,500	51,500	51,500	51,500	51,500	51,500	51,500
730415 Court Reporter Services	3,100	10,000	10,000	10,000	10,000	10,000	10,000	10,000
730422 Court Transcripts	7,511	15,000	15,000	15,000	15,000	15,000	15,000	15,000
730450 Defense Atty Fees	2,236,942	2,405,585	2,405,585	2,405,585	2,405,585	2,405,585	2,405,585	2,405,585
730457 Defense Atty Fees Appellate	320,217	373,826	373,826	373,826	373,826	373,826	373,826	373,826
730464 Defense Atty Fees District	147,020	191,687	191,687	191,687	191,687	191,687	191,687	191,687
730492 Defense Atty Fees Trials	305,061	453,075	453,075	453,075	453,075	453,075	453,075	453,075
730527 Direct Client Services	1,443	3,000	3,000	3,000	3,000	3,000	3,000	3,000
730646 Equipment Maintenance	5,082	12,000	12,000	12,000	12,000	12,000	12,000	12,000
730688 Expert Witness Fee and Mileage	18,570	18,000	18,000	18,000	18,000	18,000	18,000	18,000
730982 Interpreter Fees	45,358	50,000	50,000	50,000	50,000	50,000	50,000	50,000
731010 Juror Fees and Mileage	638,305	700,170	700,170	700,170	700,170	700,170	700,170	700,170
731059 Laundry and Cleaning	181	1,500	1,500	1,500	1,500	1,500	1,500	1,500
731213 Membership Dues	17,146	17,100	17,100	17,100	17,100	17,100	17,100	17,100
731339 Periodicals Books Publ Sub	1,381	0	0	0	0	0	0	0
731346 Personal Mileage	282	1,160	1,160	1,160	1,160	1,160	1,160	1,160
731388 Printing	20,452	47,600	47,600	47,600	47,600	47,600	47,600	47,600
731416 Priv Institutions Residential	4,343	0	5,737	0	0	0	0	0
731458 Professional Services	35,799	2,777	2,777	2,777	2,777	2,777	2,777	2,777
731577 Refund Prior Years Revenue	3,849	0	0	0	0	0	0	0
731962 Transcript on Appeals	159,553	180,000	180,000	140,000	140,000	140,000	140,000	140,000
731997 Transportation of Clients	6,296	0	3,780	0	0	0	0	0
732018 Travel and Conference	6,906	6,540	6,540	6,540	6,540	6,540	6,540	6,540
732165 Workshops and Meeting	476	0	0	0	0	0	0	0
	4,556,584	5,115,520	5,125,037	5,075,520	5,075,520	5,075,520	5,075,520	5,075,520

Commodities

750063 Custodial Supplies	167	0	0	0	0	0	0	0
750119 Dry Goods and Clothing	0	4,000	4,000	4,000	4,000	4,000	4,000	4,000
750245 Incentives	3,347	0	0	0	0	0	0	0
750280 Laboratory Supplies	2,972	0	4,550	0	0	0	0	0
750392 Metered Postage	11,722	46,717	46,717	46,717	46,717	46,717	46,717	46,717

Department:	Circuit Court	OAKLAND COUNTY, MICHIGAN
Organization:	30103 - Civil / Criminal Division	
Fund:	10100 - General	

FY2013 AND FY2014 AND FY2015 County Executive Budget Recommendation

Account Number/Description	FY 2011 Actual	FY 2012		FY 2013 Amended Plan	FY 2014 Amended Plan	FY 2013 County Exec. Recommended	FY 2014 County Exec. Recommended	FY 2015 County Exec. Recommended
		Adopted Budget	Amended Budget					
750399 Office Supplies	52,242	70,707	70,798	70,707	70,707	70,707	70,707	70,707
750448 Postage-Standard Mailing	15,000	25,000	25,000	25,000	25,000	25,000	25,000	25,000
	85,449	146,424	151,065	146,424	146,424	146,424	146,424	146,424
Operating Expenses	4,642,033	5,261,944	5,276,102	5,221,944	5,221,944	5,221,944	5,221,944	5,221,944
Internal Support								
Internal Services								
770631 Bldg Space Cost Allocation	1,517,777	1,578,065	1,578,065	1,579,275	1,672,994	1,584,670	1,673,697	1,682,651
770667 Convenience Copier	6,108	7,531	7,531	7,531	7,531	8,324	8,324	8,324
772618 Equipment Rental	88,245	156,972	156,972	156,972	156,972	97,672	97,672	97,672
773630 Info Tech Development	188,428	0	67,287	0	0	0	0	0
774636 Info Tech Operations	621,252	595,864	595,864	596,379	597,957	554,858	556,843	556,843
775667 Mail Room	18,981	0	0	0	0	0	0	0
776666 Print Shop	5,324	0	0	0	0	0	0	0
778675 Telephone Communications	78,361	82,659	82,659	82,659	82,659	83,935	83,935	83,935
	2,524,476	2,421,091	2,488,378	2,422,816	2,518,113	2,329,459	2,420,471	2,429,425
Internal Support	2,524,476	2,421,091	2,488,378	2,422,816	2,518,113	2,329,459	2,420,471	2,429,425
Grand Total Expenditures	9,060,272	9,683,843	9,765,288	9,645,568	9,740,865	9,555,207	9,635,219	9,644,173

Department:	Circuit Court	OAKLAND COUNTY, MICHIGAN
Organization:	30104 - Family Division	
Fund:	GF_GP - General Fund / General Purpose	

FY2013 AND FY2014 AND FY2015 County Executive Budget Recommendation

Account Number/Description	FY 2011 Actual	FY 2012		FY 2013 Amended Plan	FY 2014 Amended Plan	FY 2013 County Exec. Recommended	FY 2014 County Exec. Recommended	FY 2015 County Exec. Recommended
		Adopted Budget	Amended Budget					

Revenues

Revenue

Charges for Services

630035	Adoptive Info Request Fee	0	25,000	25,000	25,000	25,000	25,000	25,000	25,000
630105	Assessment Fees	2,189	4,000	4,000	4,000	4,000	3,000	3,000	3,000
630140	Board and Care	965,863	975,000	975,000	975,000	975,000	975,000	975,000	975,000
630385	Costs	980	4,500	4,500	4,500	4,500	4,500	4,500	4,500
630406	Court Service Fees Probation	187,126	170,000	170,000	170,000	170,000	170,000	170,000	170,000
630413	Court Service Fees Traffic	7,162	15,000	15,000	15,000	15,000	15,000	15,000	15,000
630441	CVR County Portion	1,342	0	0	0	0	0	0	0
630552	Diversion Fees	9,225	10,000	10,000	10,000	10,000	10,000	10,000	10,000
630791	Forensic Lab Fees	2	0	0	0	0	0	0	0
630840	Govt Benefit Board and Care	185,200	200,000	200,000	200,000	200,000	200,000	200,000	200,000
631253	Miscellaneous	26,262	19,000	19,000	19,000	19,000	20,000	20,000	20,000
631596	Probation Fees	0	0	5,000	5,000	5,000	5,000	5,000	5,000
631631	Psych Testing and Evaluation	321	2,000	2,000	2,000	2,000	1,000	1,000	1,000
631736	Refund Fees PD Def Attorney	392,267	350,000	350,000	350,000	350,000	350,000	350,000	350,000
631792	Reimb Clinical Evaluations	65,968	50,000	50,000	50,000	50,000	55,000	55,000	55,000
631806	Reimb Court Services	23	0	0	0	0	0	0	0
631883	Reimb State County Agent	180,533	175,000	175,000	175,000	175,000	180,000	180,000	180,000
632079	Service Fees	11,768	15,000	15,000	15,000	15,000	12,000	12,000	12,000
632342	Tours	5,611	10,000	10,000	10,000	10,000	7,000	7,000	7,000
		2,041,841	2,024,500	2,029,500	2,029,500	2,029,500	2,032,500	2,032,500	2,032,500
Revenue		2,041,841	2,024,500	2,029,500	2,029,500	2,029,500	2,032,500	2,032,500	2,032,500
Grand Total Revenues		2,041,841	2,024,500	2,029,500	2,029,500	2,029,500	2,032,500	2,032,500	2,032,500

Expenditures

Personnel

Salaries

702010	Salaries Regular	5,747,438	6,596,402	6,582,212	6,499,028	6,399,707	6,483,515	6,483,515	6,483,515
702030	Holiday	233,981	0	0	0	0	0	0	0
702050	Annual Leave	455,479	0	0	0	0	0	0	0
702080	Sick Leave	133,270	0	0	0	0	0	0	0
702100	Retroactive	(4,273)	0	0	0	0	0	0	0
702120	Jury Duty	2,111	0	0	0	0	0	0	0
702130	Shift Premium	32	0	0	0	0	0	0	0
702140	Other Miscellaneous Salaries	134	0	0	0	0	33,705	0	0
702200	Death Leave	7,568	0	0	0	0	0	0	0
702360	Short Term Disability	63,679	0	0	0	0	0	0	0
712020	Overtime	0	31,000	31,000	31,000	31,000	31,000	31,000	31,000
		6,639,419	6,627,402	6,613,212	6,530,028	6,430,707	6,548,220	6,514,515	6,514,515

Fringe Benefits

Department:	Circuit Court	OAKLAND COUNTY, MICHIGAN						
Organization:	30104 - Family Division							
Fund:	GF_GP - General Fund / General Purpose							
		FY2013 AND FY2014 AND FY2015 County Executive Budget Recommendation						

Account Number/Description	FY 2011 Actual	FY 2012		FY 2013 Amended Plan	FY 2014 Amended Plan	FY 2013 County Exec. Recommended	FY 2014 County Exec. Recommended	FY 2015 County Exec. Recommended
		Adopted Budget	Amended Budget					
722740 Fringe Benefits	3,711	0	0	0	0	19,795	0	0
722750 Workers Compensation	54,883	50,910	51,166	49,572	49,349	50,740	50,740	50,740
722760 Group Life	27,457	21,502	21,491	21,260	20,931	18,985	18,985	18,985
722770 Retirement	2,037,992	2,304,415	2,298,247	2,271,292	2,235,997	2,188,734	2,188,734	2,188,734
722780 Hospitalization	1,247,312	1,385,813	1,391,147	1,380,430	1,370,958	1,461,856	1,461,856	1,461,856
722790 Social Security	457,587	457,429	456,343	450,672	443,074	477,037	477,037	477,037
722800 Dental	101,847	102,827	103,046	101,824	101,028	102,912	102,912	102,912
722810 Disability	19,098	18,356	18,318	18,106	17,836	89,242	89,242	89,242
722820 Unemployment Insurance	28,845	23,477	23,420	23,097	22,660	24,179	24,179	24,179
722850 Optical	5,350	5,484	5,514	5,511	5,490	9,586	9,586	9,586
722900 Fringe Benefit Adjustments	0	247,005	247,005	237,415	237,415	13,795	13,795	13,795
	3,984,081	4,617,218	4,615,697	4,559,179	4,504,738	4,456,861	4,437,066	4,437,066
Personnel	10,623,501	11,244,620	11,228,909	11,089,207	10,935,445	11,005,081	10,951,581	10,951,581

Operating Expenses

Contractual Services

730037 Adj Prior Years Exp	150	0	0	0	0	0	0	0
730072 Advertising	6,613	8,000	8,000	8,000	8,000	8,000	8,000	8,000
730226 Car Allowance	1,130	16,700	16,700	16,700	16,700	16,700	16,700	16,700
730324 Communications	0	900	900	900	900	900	900	900
730415 Court Reporter Services	1,471	5,000	5,000	5,000	5,000	5,000	5,000	5,000
730422 Court Transcripts	4,119	25,000	25,000	25,000	25,000	25,000	25,000	25,000
730450 Defense Atty Fees	679,227	806,620	806,620	806,620	806,620	806,620	806,620	806,620
730457 Defense Atty Fees Appellate	0	10,000	10,000	10,000	10,000	10,000	10,000	10,000
730464 Defense Atty Fees District	98	0	0	0	0	0	0	0
730471 Defense Atty Fees Paternity	19,950	20,130	20,130	20,130	20,130	20,130	20,130	20,130
730478 Defense Atty Fees PPO	14,620	1,472	1,472	1,472	1,472	1,472	1,472	1,472
730485 Defense Atty Fees Support	5,090	5,086	5,086	5,086	5,086	5,086	5,086	5,086
730646 Equipment Maintenance	977	5,000	5,000	5,000	5,000	5,000	5,000	5,000
730688 Expert Witness Fee and Mileage	7,175	9,000	9,000	9,000	9,000	9,000	9,000	9,000
730702 Family Counseling Services	0	5,000	5,000	5,000	5,000	5,000	5,000	5,000
730709 Fees - Per Diems	(3,483)	0	0	0	0	0	0	0
730723 Fees Guardian Ad Litem	397,932	495,243	495,243	495,243	495,243	495,243	495,243	495,243
730926 Indirect Costs	122,525	98,293	98,293	98,293	98,293	98,293	98,293	98,293
730982 Interpreter Fees	25,415	24,000	24,000	24,000	24,000	24,000	24,000	24,000
731213 Membership Dues	5,825	12,000	12,000	12,000	12,000	12,000	12,000	12,000
731297 Officer Fees	80	0	0	0	0	0	0	0
731339 Periodicals Books Publ Sub	584	0	0	0	0	0	0	0
731346 Personal Mileage	121,638	54,304	54,304	54,304	54,304	54,304	54,304	54,304
731381 Pre-Adoptive Care	0	8,000	8,000	8,000	8,000	8,000	8,000	8,000
731388 Printing	9,986	30,719	30,719	30,719	30,719	30,719	30,719	30,719
731416 Priv Institutions Residential	2,704,932	3,000,000	3,000,000	3,000,000	3,000,000	3,000,000	3,000,000	3,000,000
731458 Professional Services	516,748	415,055	415,055	415,055	415,055	415,055	415,055	415,055
731493 Psychological Testing	0	10,000	10,000	10,000	10,000	10,000	10,000	10,000
731577 Refund Prior Years Revenue	40,798	0	0	0	0	0	0	0

Department:	Circuit Court	OAKLAND COUNTY, MICHIGAN
Organization:	30104 - Family Division	
Fund:	GF_GP - General Fund / General Purpose	

FY2013 AND FY2014 AND FY2015 County Executive Budget Recommendation

Account Number/Description	FY 2011 Actual	FY 2012		FY 2013 Amended Plan	FY 2014 Amended Plan	FY 2013 County Exec. Recommended	FY 2014 County Exec. Recommended	FY 2015 County Exec. Recommended
		Adopted Budget	Amended Budget					
731780 Software Support Maintenance	600	0	0	0	0	0	0	0
731843 State Institutions	5,427,239	8,000,000	8,000,000	8,000,000	8,000,000	8,000,000	8,000,000	8,000,000
731871 Student Employment	0	4,120	4,120	4,120	4,120	4,120	4,120	4,120
731941 Training	0	2,000	2,000	2,000	2,000	2,000	2,000	2,000
731962 Transcript on Appeals	30,069	30,000	30,000	30,000	30,000	30,000	30,000	30,000
731997 Transportation of Clients	0	1,500	1,500	1,500	1,500	1,500	1,500	1,500
732018 Travel and Conference	13,033	16,210	16,210	16,210	16,210	16,210	16,210	16,210
732158 Witness Fees and Mileage	288	6,000	6,000	6,000	6,000	6,000	6,000	6,000
732165 Workshops and Meeting	2,659	500	500	500	500	500	500	500
	10,157,485	13,125,852	13,125,852	13,125,852	13,125,852	13,125,852	13,125,852	13,125,852
Commodities								
750063 Custodial Supplies	19	0	0	0	0	0	0	0
750119 Dry Goods and Clothing	388	3,000	3,000	3,000	3,000	3,000	3,000	3,000
750154 Expendable Equipment	0	0	0	0	0	31,000	31,000	31,000
750168 FA Proprietary Equipment Exp	0	31,000	31,000	31,000	31,000	0	0	0
750245 Incentives	1,261	0	0	0	0	0	0	0
750392 Metered Postage	1,908	16,835	16,835	16,835	16,835	16,835	16,835	16,835
750399 Office Supplies	45,877	39,974	39,974	39,974	39,974	39,974	39,974	39,974
750539 Testing Materials	15,268	10,000	10,000	10,000	10,000	10,000	10,000	10,000
750567 Training-Educational Supplies	0	4,000	4,000	4,000	4,000	4,000	4,000	4,000
	64,721	104,809	104,809	104,809	104,809	104,809	104,809	104,809
Operating Expenses	10,222,206	13,230,661	13,230,661	13,230,661	13,230,661	13,230,661	13,230,661	13,230,661
Internal Support								
Internal Services								
770631 Bldg Space Cost Allocation	738,893	727,864	727,864	728,421	771,648	719,796	760,231	764,299
770667 Convenience Copier	14,010	13,663	13,663	13,663	13,663	16,151	16,151	16,151
772618 Equipment Rental	41,922	109,850	109,850	109,850	109,850	52,393	52,393	52,393
773630 Info Tech Development	2,462	0	3,408	0	0	0	0	0
773633 Info Tech Imaging Operations	17,136	42,503	42,503	42,503	42,503	0	0	0
774636 Info Tech Operations	665,626	636,127	636,127	636,748	640,086	627,370	629,616	629,616
775667 Mail Room	3,058	0	0	0	0	0	0	0
776661 Motor Pool	55	0	0	0	0	0	0	0
776666 Print Shop	3,854	0	0	0	0	0	0	0
778675 Telephone Communications	90,876	95,173	95,173	95,173	95,173	91,555	91,555	91,555
	1,577,892	1,625,180	1,628,588	1,626,358	1,672,923	1,507,265	1,549,946	1,554,014
	1,577,892	1,625,180	1,628,588	1,626,358	1,672,923	1,507,265	1,549,946	1,554,014
Internal Support								
Transfers/Other Sources (Uses)								
Transfers Out								
788001 Transfers Out	4,400,585	5,139,405	5,139,605	5,092,079	5,100,819	5,092,079	5,100,819	5,100,819
	4,400,585	5,139,405	5,139,605	5,092,079	5,100,819	5,092,079	5,100,819	5,100,819
Transfers/Other Sources (Uses)	4,400,585	5,139,405	5,139,605	5,092,079	5,100,819	5,092,079	5,100,819	5,100,819
Grand Total Expenditures	26,824,183	31,239,866	31,227,763	31,038,305	30,939,848	30,835,086	30,833,007	30,837,075

Department:	302 - District Court	OAKLAND COUNTY, MICHIGAN						
General Fund / General Purpose		FY2013 AND FY2014 AND FY2015 County Executive Budget Recommendation						

Account Number/Description	FY 2011 Actual	FY 2012		FY 2013 Amended Plan	FY 2014 Amended Plan	FY 2013 County Exec. Recommended	FY 2014 County Exec. Recommended	FY 2015 County Exec. Recommended
		Adopted Budget	Amended Budget					

Revenues

Revenue		FY 2011 Actual	FY 2012 Adopted Budget	FY 2012 Amended Budget	FY 2013 Amended Plan	FY 2014 Amended Plan	FY 2013 County Exec. Recommended	FY 2014 County Exec. Recommended	FY 2015 County Exec. Recommended
Other Intergovern. Revenues									
625414	Drug Case Management	2,917	2,500	2,500	2,500	2,500	2,300	2,300	2,300
		2,917	2,500	2,500	2,500	2,500	2,300	2,300	2,300
Charges for Services									
630105	Assessment Fees	274,967	297,000	297,000	297,000	297,000	292,500	292,500	292,500
630112	Assessments and PSI	580,920	555,000	555,000	555,000	555,000	570,500	570,500	570,500
630161	Bond Fees	28,249	34,500	34,500	34,500	34,500	32,400	32,400	32,400
630329	Community Service Oversight	121,129	125,000	125,000	125,000	125,000	125,000	125,000	125,000
630441	CVR County Portion	31,202	23,500	23,500	23,500	23,500	33,500	33,500	33,500
630565	Drug Treatment Court Fee	144,806	145,000	145,000	145,000	145,000	143,000	143,000	143,000
630567	Drunk Driving Caseflow DDCAF	144,660	145,000	145,000	145,000	145,000	127,700	127,700	127,700
630721	Filing Fees DCU	552,803	535,000	535,000	535,000	535,000	545,000	545,000	545,000
630798	Forfeiture of Bonds	176,553	220,000	220,000	220,000	220,000	200,000	200,000	200,000
630826	Garnishment Fees	520,130	470,000	470,000	470,000	470,000	481,000	481,000	481,000
631015	Jury Fees	11,808	6,500	6,500	6,500	6,500	9,600	9,600	9,600
631064	Late Penalty	220,558	240,000	240,000	240,000	240,000	261,000	261,000	261,000
631085	License Reinstatement Fees	101,475	110,000	110,000	110,000	110,000	111,000	111,000	111,000
631148	Marriage Fees	5,600	4,500	4,500	4,500	4,500	4,400	4,400	4,400
631253	Miscellaneous	182,646	179,000	179,000	179,000	179,000	185,000	185,000	185,000
631288	No Insurance Proof Fee	57,968	53,500	53,500	53,500	53,500	55,600	55,600	55,600
631330	NSF Check Fees	6,348	9,000	9,000	9,000	9,000	8,000	8,000	8,000
631421	Ordinance Fines and Costs	4,835,817	5,205,000	5,205,000	5,205,000	5,205,000	4,810,000	4,780,000	4,780,000
631596	Probation Fees	2,533,796	2,900,000	2,900,000	2,900,000	2,900,000	2,639,000	2,639,000	2,639,000
631736	Refund Fees PD Def Attorney	420,323	470,600	470,600	470,600	470,600	457,600	457,600	457,600
632108	Show Cause Fee	79,541	64,500	64,500	64,500	64,500	70,600	70,600	70,600
632170	State Law Costs	1,049,542	1,000,000	1,000,000	1,000,000	1,000,000	1,025,000	1,025,000	1,025,000
632440	Warrant Recall Fee	81,491	72,500	72,500	72,500	72,500	86,000	86,000	86,000
		12,162,330	12,865,100	12,865,100	12,865,100	12,865,100	12,273,400	12,243,400	12,243,400
Investment Income									
655385	Income from Investments	3,456	6,000	6,000	6,000	6,000	3,500	3,500	3,500
		3,456	6,000	6,000	6,000	6,000	3,500	3,500	3,500
Other Revenues									
670114	Cash Overages	92	0	0	0	0	0	0	0
		92	0	0	0	0	0	0	0
Revenue		12,168,796	12,873,600	12,873,600	12,873,600	12,873,600	12,279,200	12,249,200	12,249,200
Other Financing Sources									
Transfers In									
695500	Transfers In	215,858	0	0	0	0	0	0	0
		215,858	0	0	0	0	0	0	0
Other Financing Sources		215,858	0	0	0	0	0	0	0

Department:	302 - District Court	OAKLAND COUNTY, MICHIGAN						
General Fund / General Purpose		FY2013 AND FY2014 AND FY2015 County Executive Budget Recommendation						

Account Number/Description	FY 2011 Actual	FY 2012		FY 2013 Amended Plan	FY 2014 Amended Plan	FY 2013 County Exec. Recommended	FY 2014 County Exec. Recommended	FY 2015 County Exec. Recommended
		Adopted Budget	Amended Budget					
Grand Total Revenues	12,384,654	12,873,600	12,873,600	12,873,600	12,873,600	12,279,200	12,249,200	12,249,200

Expenditures

Personnel									
Salaries									
702010	Salaries Regular	6,626,361	7,309,363	7,309,363	7,222,442	7,153,602	7,198,503	7,128,110	7,128,110
702030	Holiday	217,840	0	0	0	0	0	0	0
702050	Annual Leave	362,822	0	0	0	0	0	0	0
702080	Sick Leave	105,039	0	0	0	0	0	0	0
702100	Retroactive	876	0	0	0	0	0	0	0
702120	Jury Duty	2,438	0	0	0	0	0	0	0
702140	Other Miscellaneous Salaries	75	0	0	0	0	40,005	0	0
702180	Emergency Salaries	0	0	51,734	0	0	0	0	0
702190	Workers Compensation Pay	0	0	0	0	0	300	300	300
702200	Death Leave	8,574	0	0	0	0	0	0	0
702360	Short Term Disability	38,223	0	0	0	0	0	0	0
712020	Overtime	65,698	55,135	83,219	55,135	55,135	55,135	55,135	55,135
712040	Holiday Overtime	2,098	0	0	0	0	0	0	0
		7,430,044	7,364,498	7,444,316	7,277,577	7,208,737	7,293,943	7,183,545	7,183,545
Fringe Benefits									
722740	Fringe Benefits	0	0	0	0	0	23,495	0	0
722750	Workers Compensation	17,390	26,934	28,015	26,933	26,065	17,432	17,274	17,274
722760	Group Life	27,331	23,211	23,211	23,018	23,018	18,755	18,645	18,645
722770	Retirement	2,206,133	2,553,456	2,575,429	2,521,980	2,519,412	2,314,966	2,299,742	2,299,742
722780	Hospitalization	1,596,109	1,924,576	1,924,576	1,923,298	1,923,298	1,800,058	1,794,783	1,794,783
722790	Social Security	446,911	492,152	498,013	486,429	485,429	480,937	477,686	477,686
722800	Dental	127,204	134,850	134,850	134,639	134,639	128,478	128,165	128,165
722810	Disability	18,788	19,096	19,096	18,990	18,990	81,181	80,825	80,825
722820	Unemployment Insurance	32,427	27,778	28,250	27,447	27,187	24,900	24,681	24,681
722850	Optical	6,887	8,318	8,318	8,261	8,261	12,491	12,425	12,425
722900	Fringe Benefit Adjustments	0	26,685	26,685	26,685	26,685	24,535	24,535	24,535
		4,479,180	5,237,056	5,266,443	5,197,680	5,192,984	4,927,228	4,878,761	4,878,761
Personnel		11,909,224	12,601,554	12,710,759	12,475,257	12,401,721	12,221,171	12,062,306	12,062,306
Operating Expenses									
Contractual Services									
730072	Advertising	0	500	500	500	500	0	0	0
730121	Bank Charges	29,251	27,903	27,903	27,903	27,903	27,903	27,903	27,903
730198	Building Maintenance Charges	0	500	500	500	500	500	500	500
730240	Cash Shortage	274	0	0	0	0	0	0	0
730247	Charge Card Fee	54,803	56,500	56,500	56,500	56,500	56,500	56,500	56,500
730338	Computer Research Service	8,861	17,180	17,180	15,980	15,980	15,980	15,980	15,980
730422	Court Transcripts	345	1,200	1,200	1,200	1,200	1,200	1,200	1,200
730429	Custodial Services	0	420	420	420	420	420	420	420
730450	Defense Atty Fees	399,347	496,000	481,000	481,000	481,000	476,000	476,000	476,000

Department:	302 - District Court	OAKLAND COUNTY, MICHIGAN							
General Fund / General Purpose		FY2013 AND FY2014 AND FY2015 County Executive Budget Recommendation							

Account Number/Description	FY 2011 Actual	FY 2012		FY 2013 Amended Plan	FY 2014 Amended Plan	FY 2013 County Exec. Recommended	FY 2014 County Exec. Recommended	FY 2015 County Exec. Recommended	
		Adopted Budget	Amended Budget						
730548	Drug Testing	28,519	46,000	46,000	46,000	39,000	39,000	39,000	
730562	Electrical Service	171,608	204,000	204,000	204,000	204,000	204,000	204,000	
730646	Equipment Maintenance	7,214	7,300	7,300	7,300	7,300	7,300	7,300	
730653	Equipment Rental	2,987	5,306	5,306	5,306	5,306	5,306	5,306	
730688	Expert Witness Fee and Mileage	0	104	104	104	104	104	104	
730730	Filing Fees	354	0	0	0	0	0	0	
730982	Interpreter Fees	48,216	73,556	73,556	73,556	68,556	68,556	68,556	
731010	Juror Fees and Mileage	49,055	70,500	70,500	70,500	70,500	70,500	70,500	
731059	Laundry and Cleaning	78	418	418	418	418	418	418	
731101	Library Continuations	18,174	12,103	12,103	12,103	12,103	12,103	12,103	
731185	Medical Exam	39,198	48,813	48,813	48,813	48,813	48,813	48,813	
731213	Membership Dues	16,520	17,326	17,326	17,326	17,011	17,011	17,011	
731297	Officer Fees	138	204	204	204	204	204	204	
731339	Periodicals Books Publ Sub	3,477	3,553	3,553	3,553	3,553	3,553	3,553	
731346	Personal Mileage	11,916	19,765	20,530	19,765	19,765	19,765	19,765	
731388	Printing	27,068	37,996	38,020	37,996	37,996	37,996	37,996	
731458	Professional Services	15,417	26,693	26,693	26,693	26,693	26,693	26,693	
731479	Property Taxes	108,080	103,483	103,483	103,483	103,483	103,483	103,483	
731570	Recruitment Expense	0	100	100	100	100	100	100	
731626	Rent	926,789	880,334	917,334	921,323	921,323	925,373	929,483	
731780	Software Support Maintenance	32,251	0	0	0	191,557	191,557	191,557	
731818	Special Event Program	165	300	300	300	300	300	300	
732018	Travel and Conference	6,384	14,659	13,894	14,659	14,659	14,659	14,659	
732081	Visiting Judges	1,033	5,000	5,000	5,000	5,000	5,000	5,000	
732165	Workshops and Meeting	821	1,500	1,500	1,500	1,500	1,500	1,500	
		2,008,343	2,179,216	2,201,240	2,204,005	2,208,055	2,377,747	2,381,797	2,385,907
Commodities									
750063	Custodial Supplies	290	0	0	0	0	0	0	
750119	Dry Goods and Clothing	1,403	4,048	4,048	4,048	4,048	4,048	4,048	
750154	Expendable Equipment	8,013	8,397	8,397	8,397	8,397	9,897	9,897	
750168	FA Proprietary Equipment Exp	0	1,500	1,500	1,500	1,500	0	0	
750224	Grounds Supplies	900	900	900	900	900	900	900	
750280	Laboratory Supplies	698	3,345	3,345	3,345	3,345	3,345	3,345	
750399	Office Supplies	124,823	124,529	124,644	124,529	122,029	122,029	122,029	
750448	Postage-Standard Mailing	107,005	126,000	126,000	126,000	126,000	126,000	126,000	
750462	Provisions	834	1,784	1,784	1,784	1,784	1,784	1,784	
750504	Small Tools	426	700	700	700	700	700	700	
		244,391	271,203	271,318	271,203	271,203	268,703	268,703	
Operating Expenses		2,252,734	2,450,419	2,472,558	2,475,208	2,479,258	2,646,450	2,650,500	2,654,610
Internal Support									
Internal Services									
770631	Bldg Space Cost Allocation	368,551	399,566	399,566	399,872	423,603	377,497	398,705	400,838
770667	Convenience Copier	18,971	20,318	20,318	20,318	20,318	21,307	21,307	21,307
772618	Equipment Rental	12,168	12,022	12,022	12,022	12,022	42,465	42,465	42,465
773535	Info Tech CLEMIS	80,506	84,530	84,530	88,757	93,195	85,188	89,448	93,921

Department:	302 - District Court	OAKLAND COUNTY, MICHIGAN						
General Fund / General Purpose		FY2013 AND FY2014 AND FY2015 County Executive Budget Recommendation						

Account Number/Description	FY 2011 Actual	FY 2012		FY 2013 Amended Plan	FY 2014 Amended Plan	FY 2013 County Exec. Recommended	FY 2014 County Exec. Recommended	FY 2015 County Exec. Recommended
		Adopted Budget	Amended Budget					
773630 Info Tech Development	111,477	0	42,387	0	0	0	0	0
774636 Info Tech Operations	1,222,699	1,117,974	1,117,974	1,119,355	1,122,088	1,126,858	1,130,890	1,130,890
774677 Insurance Fund	4,837	4,834	4,834	4,834	4,834	4,840	4,840	4,840
775754 Maintenance Department Charges	105,208	0	38,692	0	0	0	0	0
776666 Print Shop	2,878	0	0	0	0	0	0	0
778675 Telephone Communications	134,117	141,572	141,572	141,572	141,572	140,814	140,478	140,478
	2,061,412	1,780,816	1,861,895	1,786,730	1,817,632	1,798,969	1,828,133	1,834,739
Internal Support	2,061,412	1,780,816	1,861,895	1,786,730	1,817,632	1,798,969	1,828,133	1,834,739
Transfers/Other Sources (Uses)								
Transfers Out								
788001 Transfers Out	0	0	11,621	0	0	0	0	0
	0	0	11,621	0	0	0	0	0
Transfers/Other Sources (Uses)	0	0	11,621	0	0	0	0	0
Grand Total Expenditures	16,223,370	16,832,789	17,056,832	16,737,195	16,698,611	16,666,590	16,540,939	16,551,655

Department:	District Court	OAKLAND COUNTY, MICHIGAN
Organization:	30201 - District Court Administration	
Fund:	10100 - General	

FY2013 AND FY2014 AND FY2015 County Executive Budget Recommendation

Account Number/Description	FY 2011 Actual	FY 2012		FY 2013 Amended Plan	FY 2014 Amended Plan	FY 2013 County Exec. Recommended	FY 2014 County Exec. Recommended	FY 2015 County Exec. Recommended
		Adopted Budget	Amended Budget					
Revenues								
Other Financing Sources								
Transfers In								
695500 Transfers In	215,858	0	0	0	0	0	0	0
	215,858	0	0	0	0	0	0	0
Other Financing Sources	215,858	0	0	0	0	0	0	0
Grand Total Revenues	215,858	0	0	0	0	0	0	0

Expenditures

Personnel								
Salaries								
702010 Salaries Regular	155,212	121,344	121,344	121,344	121,344	121,344	121,344	121,344
702030 Holiday	2,619	0	0	0	0	0	0	0
702050 Annual Leave	1,965	0	0	0	0	0	0	0
702140 Other Miscellaneous Salaries	0	0	0	0	0	315	0	0
702180 Emergency Salaries	0	0	51,734	0	0	0	0	0
712020 Overtime	56,326	30,000	58,084	30,000	30,000	30,000	30,000	30,000
712040 Holiday Overtime	2,098	0	0	0	0	0	0	0
	218,219	151,344	231,162	151,344	151,344	151,659	151,344	151,344
Fringe Benefits								
722740 Fringe Benefits	0	0	0	0	0	185	0	0
722750 Workers Compensation	488	825	1,906	825	825	272	272	272
722760 Group Life	549	226	226	226	226	210	210	210
722770 Retirement	48,259	29,506	51,479	29,506	29,506	28,591	28,591	28,591
722780 Hospitalization	14,422	1,308	1,308	1,308	1,308	1,328	1,328	1,328
722790 Social Security	10,937	5,983	11,844	5,983	5,983	5,983	5,983	5,983
722800 Dental	2,449	1,373	1,373	1,373	1,373	1,377	1,377	1,377
722810 Disability	377	258	258	258	258	986	986	986
722820 Unemployment Insurance	955	461	933	461	461	449	449	449
722850 Optical	146	99	99	99	99	137	137	137
722900 Fringe Benefit Adjustments	0	14,520	14,520	14,520	14,520	13,350	13,350	13,350
	78,582	54,559	83,946	54,559	54,559	52,868	52,683	52,683
Personnel	296,801	205,903	315,108	205,903	205,903	204,527	204,027	204,027
Operating Expenses								
Contractual Services								
732081 Visiting Judges	1,033	5,000	5,000	5,000	5,000	5,000	5,000	5,000
	1,033	5,000	5,000	5,000	5,000	5,000	5,000	5,000
Commodities								
750119 Dry Goods and Clothing	0	300	300	300	300	300	300	300
	0	300	300	300	300	300	300	300

Department:	District Court	OAKLAND COUNTY, MICHIGAN
Organization:	30201 - District Court Administration	
Fund:	10100 - General	
		FY2013 AND FY2014 AND FY2015 County Executive Budget Recommendation

Account Number/Description	FY 2011 Actual	FY 2012		FY 2013 Amended Plan	FY 2014 Amended Plan	FY 2013 County Exec. Recommended	FY 2014 County Exec. Recommended	FY 2015 County Exec. Recommended
		Adopted Budget	Amended Budget					
Operating Expenses	1,033	5,300	5,300	5,300	5,300	5,300	5,300	5,300
Internal Support								
Internal Services								
774636 Info Tech Operations	981	0	0	0	0	0	0	0
	981	0	0	0	0	0	0	0
Internal Support	981	0	0	0	0	0	0	0
Grand Total Expenditures	298,815	211,203	320,408	211,203	211,203	209,827	209,327	209,327

Department:	District Court	OAKLAND COUNTY, MICHIGAN
Organization:	30202 - District Court I Div. (Novi)	
Fund:	10100 - General	

FY2013 AND FY2014 AND FY2015 County Executive Budget Recommendation

Account Number/Description	FY 2011 Actual	FY 2012		FY 2013 Amended Plan	FY 2014 Amended Plan	FY 2013 County Exec. Recommended	FY 2014 County Exec. Recommended	FY 2015 County Exec. Recommended
		Adopted Budget	Amended Budget					

Revenues

Revenues									
Revenue									
Other Intergovern. Revenues									
625414	Drug Case Management	948	500	500	500	500	500	500	500
		948	500	500	500	500	500	500	500
Charges for Services									
630105	Assessment Fees	220,733	235,500	235,500	235,500	235,500	235,500	235,500	235,500
630112	Assessments and PSI	213,837	215,000	215,000	215,000	215,000	215,000	215,000	215,000
630161	Bond Fees	2,485	4,000	4,000	4,000	4,000	4,000	4,000	4,000
630329	Community Service Oversight	121,129	125,000	125,000	125,000	125,000	125,000	125,000	125,000
630441	CVR County Portion	6,141	5,000	5,000	5,000	5,000	5,000	5,000	5,000
630565	Drug Treatment Court Fee	56,135	50,000	50,000	50,000	50,000	50,000	50,000	50,000
630567	Drunk Driving Caseflow DDCAF	47,001	40,000	40,000	40,000	40,000	40,000	40,000	40,000
630721	Filing Fees DCU	200,827	185,000	185,000	185,000	185,000	185,000	185,000	185,000
630798	Forfeiture of Bonds	41,478	50,000	50,000	50,000	50,000	50,000	50,000	50,000
630826	Garnishment Fees	169,205	135,000	135,000	135,000	135,000	135,000	135,000	135,000
631015	Jury Fees	2,360	2,000	2,000	2,000	2,000	2,000	2,000	2,000
631064	Late Penalty	49,661	55,000	55,000	55,000	55,000	55,000	55,000	55,000
631085	License Reinstatement Fees	27,795	29,000	29,000	29,000	29,000	29,000	29,000	29,000
631148	Marriage Fees	2,420	1,500	1,500	1,500	1,500	1,500	1,500	1,500
631253	Miscellaneous	53,510	50,000	50,000	50,000	50,000	50,000	50,000	50,000
631288	No Insurance Proof Fee	5,823	7,000	7,000	7,000	7,000	7,000	7,000	7,000
631330	NSF Check Fees	1,425	2,000	2,000	2,000	2,000	2,000	2,000	2,000
631421	Ordinance Fines and Costs	1,666,363	1,765,000	1,765,000	1,765,000	1,765,000	1,765,000	1,765,000	1,765,000
631596	Probation Fees	968,222	1,200,000	1,200,000	1,200,000	1,200,000	1,039,000	1,039,000	1,039,000
631736	Refund Fees PD Def Attorney	154,955	195,600	195,600	195,600	195,600	175,600	175,600	175,600
632108	Show Cause Fee	59,875	45,000	45,000	45,000	45,000	45,000	45,000	45,000
632170	State Law Costs	209,090	190,000	190,000	190,000	190,000	190,000	190,000	190,000
632440	Warrant Recall Fee	33,904	30,000	30,000	30,000	30,000	30,000	30,000	30,000
		4,314,374	4,616,600	4,616,600	4,616,600	4,616,600	4,435,600	4,435,600	4,435,600
Investment Income									
655385	Income from Investments	865	3,000	3,000	3,000	3,000	500	500	500
		865	3,000	3,000	3,000	3,000	500	500	500
Other Revenues									
670114	Cash Overages	5	0	0	0	0	0	0	0
		5	0	0	0	0	0	0	0
Revenue		4,316,192	4,620,100	4,620,100	4,620,100	4,620,100	4,436,600	4,436,600	4,436,600
Grand Total Revenues		4,316,192	4,620,100	4,620,100	4,620,100	4,620,100	4,436,600	4,436,600	4,436,600

Expenditures

Personnel									
------------------	--	--	--	--	--	--	--	--	--

Department:	District Court	OAKLAND COUNTY, MICHIGAN
Organization:	30202 - District Court I Div. (Novi)	
Fund:	10100 - General	
		FY2013 AND FY2014 AND FY2015 County Executive Budget Recommendation

Account Number/Description	FY 2011 Actual	FY 2012		FY 2013 Amended Plan	FY 2014 Amended Plan	FY 2013 County Exec. Recommended	FY 2014 County Exec. Recommended	FY 2015 County Exec. Recommended	
		Adopted Budget	Amended Budget						
Salaries									
702010	Salaries Regular	2,156,441	2,427,296	2,427,296	2,427,296	2,358,456	2,426,160	2,391,740	2,391,740
702030	Holiday	75,728	0	0	0	0	0	0	0
702050	Annual Leave	133,531	0	0	0	0	0	0	0
702080	Sick Leave	36,252	0	0	0	0	0	0	0
702100	Retroactive	221	0	0	0	0	0	0	0
702120	Jury Duty	1,879	0	0	0	0	0	0	0
702140	Other Miscellaneous Salaries	0	0	0	0	0	14,175	0	0
702190	Workers Compensation Pay	0	0	0	0	0	300	300	300
702200	Death Leave	3,791	0	0	0	0	0	0	0
702360	Short Term Disability	15,890	0	0	0	0	0	0	0
712020	Overtime	237	4,000	4,000	4,000	4,000	4,000	4,000	4,000
		2,423,971	2,431,296	2,431,296	2,431,296	2,362,456	2,444,635	2,396,040	2,396,040
Fringe Benefits									
722740	Fringe Benefits	0	0	0	0	0	8,325	0	0
722750	Workers Compensation	6,225	8,040	8,040	8,040	7,172	6,287	6,209	6,209
722760	Group Life	9,232	8,129	8,129	8,129	8,129	6,620	6,620	6,620
722770	Retirement	739,609	873,432	873,432	873,432	870,864	808,781	808,261	808,261
722780	Hospitalization	554,423	657,959	657,959	657,959	657,959	635,996	635,996	635,996
722790	Social Security	153,715	170,087	170,087	170,087	169,087	168,100	167,600	167,600
722800	Dental	42,775	44,607	44,607	44,607	44,607	43,464	43,464	43,464
722810	Disability	6,591	6,758	6,758	6,758	6,758	29,061	29,061	29,061
722820	Unemployment Insurance	10,565	9,223	9,223	9,223	8,963	8,470	8,342	8,342
722850	Optical	2,538	3,107	3,107	3,107	3,107	4,579	4,579	4,579
722900	Fringe Benefit Adjustments	0	1,936	1,936	1,936	1,936	1,780	1,780	1,780
		1,525,671	1,783,278	1,783,278	1,783,278	1,778,582	1,721,463	1,711,912	1,711,912
		3,949,642	4,214,574	4,214,574	4,214,574	4,141,038	4,166,098	4,107,952	4,107,952
Personnel									
Operating Expenses									
Contractual Services									
730121	Bank Charges	8,760	8,000	8,000	8,000	8,000	8,000	8,000	8,000
730240	Cash Shortage	120	0	0	0	0	0	0	0
730247	Charge Card Fee	19,469	15,000	15,000	15,000	15,000	15,000	15,000	15,000
730338	Computer Research Service	3,821	4,380	4,380	4,380	4,380	4,380	4,380	4,380
730450	Defense Atty Fees	142,025	148,000	148,000	148,000	148,000	143,000	143,000	143,000
730548	Drug Testing	28,519	45,000	45,000	45,000	45,000	38,000	38,000	38,000
730562	Electrical Service	68,103	72,000	72,000	72,000	72,000	72,000	72,000	72,000
730646	Equipment Maintenance	754	3,000	3,000	3,000	3,000	3,000	3,000	3,000
730653	Equipment Rental	780	825	825	825	825	825	825	825
730982	Interpreter Fees	10,004	20,000	20,000	20,000	20,000	15,000	15,000	15,000
731010	Juror Fees and Mileage	7,943	11,500	11,500	11,500	11,500	11,500	11,500	11,500
731059	Laundry and Cleaning	0	118	118	118	118	118	118	118
731101	Library Continuations	8,609	4,476	4,476	4,476	4,476	4,476	4,476	4,476
731185	Medical Exam	32,368	33,813	33,813	33,813	33,813	33,813	33,813	33,813
731213	Membership Dues	5,220	4,126	4,126	4,126	4,126	4,126	4,126	4,126

Department:	District Court	OAKLAND COUNTY, MICHIGAN
Organization:	30202 - District Court I Div. (Novi)	
Fund:	10100 - General	

FY2013 AND FY2014 AND FY2015 County Executive Budget Recommendation

Account Number/Description	FY 2011 Actual	FY 2012		FY 2013 Amended Plan	FY 2014 Amended Plan	FY 2013 County Exec. Recommended	FY 2014 County Exec. Recommended	FY 2015 County Exec. Recommended	
		Adopted Budget	Amended Budget						
731339 Periodicals Books Publ Sub	519	500	500	500	500	500	500	500	
731346 Personal Mileage	4,963	6,033	6,033	6,033	6,033	6,033	6,033	6,033	
731388 Printing	9,517	11,231	11,255	11,231	11,231	11,231	11,231	11,231	
731458 Professional Services	5,532	10,991	10,991	10,991	10,991	10,991	10,991	10,991	
731479 Property Taxes	68,564	65,483	65,483	65,483	65,483	65,483	65,483	65,483	
731626 Rent	493,241	456,747	493,747	493,747	493,747	493,747	493,747	493,747	
731780 Software Support Maintenance	0	0	0	0	0	64,927	64,927	64,927	
732018 Travel and Conference	4,995	3,880	3,880	3,880	3,880	3,880	3,880	3,880	
	923,825	925,103	962,127	962,103	962,103	1,010,030	1,010,030	1,010,030	
Commodities									
750119 Dry Goods and Clothing	510	1,000	1,000	1,000	1,000	1,000	1,000	1,000	
750154 Expendable Equipment	788	1,217	1,217	1,217	1,217	1,217	1,217	1,217	
750224 Grounds Supplies	900	900	900	900	900	900	900	900	
750399 Office Supplies	26,844	32,264	32,264	32,264	32,264	29,264	29,264	29,264	
750448 Postage-Standard Mailing	21,991	29,000	29,000	29,000	29,000	29,000	29,000	29,000	
750462 Provisions	163	475	475	475	475	475	475	475	
750504 Small Tools	426	700	700	700	700	700	700	700	
	51,621	65,556	65,556	65,556	65,556	62,556	62,556	62,556	
Operating Expenses	975,446	990,659	1,027,683	1,027,659	1,027,659	1,072,586	1,072,586	1,072,586	
Internal Support									
Internal Services									
770667 Convenience Copier	4,143	5,103	5,103	5,103	5,103	4,868	4,868	4,868	
772618 Equipment Rental	3,382	3,382	3,382	3,382	3,382	12,577	12,577	12,577	
773535 Info Tech CLEMIS	22,303	23,418	23,418	24,589	25,818	23,599	24,779	26,018	
773630 Info Tech Development	27,869	0	10,597	0	0	0	0	0	
774636 Info Tech Operations	392,481	360,368	360,368	360,719	361,376	365,174	366,481	366,481	
774677 Insurance Fund	1,689	1,688	1,688	1,688	1,688	1,690	1,690	1,690	
775754 Maintenance Department Charges	2,142	0	1,035	0	0	0	0	0	
776666 Print Shop	193	0	0	0	0	0	0	0	
778675 Telephone Communications	38,397	40,814	40,814	40,814	40,814	41,174	40,838	40,838	
	492,599	434,773	446,405	436,295	438,181	449,082	451,233	452,472	
Internal Support	492,599	434,773	446,405	436,295	438,181	449,082	451,233	452,472	
Grand Total Expenditures	5,417,687	5,640,006	5,688,661	5,678,528	5,606,878	5,687,766	5,631,771	5,633,010	

Department:	District Court	OAKLAND COUNTY, MICHIGAN
Organization:	30203 - District Court II Div. (Clark)	
Fund:	10100 - General	
		FY2013 AND FY2014 AND FY2015 County Executive Budget Recommendation

Account Number/Description	FY 2011 Actual	FY 2012		FY 2013 Amended Plan	FY 2014 Amended Plan	FY 2013 County Exec. Recommended	FY 2014 County Exec. Recommended	FY 2015 County Exec. Recommended
		Adopted Budget	Amended Budget					

Revenues

<u>Revenue</u>									
<u>Other Intergovern. Revenues</u>									
625414	Drug Case Management	494	500	500	500	500	300	300	300
		494	500	500	500	500	300	300	300
<u>Charges for Services</u>									
630105	Assessment Fees	31,721	40,500	40,500	40,500	40,500	35,500	35,500	35,500
630112	Assessments and PSI	73,832	75,000	75,000	75,000	75,000	75,000	75,000	75,000
630161	Bond Fees	2,593	6,500	6,500	6,500	6,500	3,000	3,000	3,000
630441	CVR County Portion	7,351	6,000	6,000	6,000	6,000	7,500	7,500	7,500
630565	Drug Treatment Court Fee	28,455	32,000	32,000	32,000	32,000	30,000	30,000	30,000
630567	Drunk Driving Caseflow DDCAF	26,525	25,000	25,000	25,000	25,000	22,700	22,700	22,700
630721	Filing Fees DCU	109,013	110,000	110,000	110,000	110,000	110,000	110,000	110,000
630798	Forfeiture of Bonds	11,544	20,000	20,000	20,000	20,000	20,000	20,000	20,000
630826	Garnishment Fees	129,405	115,000	115,000	115,000	115,000	123,000	123,000	123,000
631015	Jury Fees	4,120	1,000	1,000	1,000	1,000	2,500	2,500	2,500
631064	Late Penalty	31,699	20,000	20,000	20,000	20,000	35,000	35,000	35,000
631085	License Reinstatement Fees	15,960	16,000	16,000	16,000	16,000	16,000	16,000	16,000
631148	Marriage Fees	990	1,000	1,000	1,000	1,000	1,000	1,000	1,000
631253	Miscellaneous	26,166	20,000	20,000	20,000	20,000	25,000	25,000	25,000
631288	No Insurance Proof Fee	4,425	7,500	7,500	7,500	7,500	4,500	4,500	4,500
631330	NSF Check Fees	703	1,000	1,000	1,000	1,000	1,000	1,000	1,000
631421	Ordinance Fines and Costs	544,019	640,000	640,000	640,000	640,000	540,000	540,000	540,000
631596	Probation Fees	294,762	330,000	330,000	330,000	330,000	300,000	300,000	300,000
631736	Refund Fees PD Def Attorney	101,486	120,000	120,000	120,000	120,000	110,000	110,000	110,000
632108	Show Cause Fee	12,595	13,500	13,500	13,500	13,500	13,500	13,500	13,500
632170	State Law Costs	281,430	275,000	275,000	275,000	275,000	280,000	280,000	280,000
632440	Warrant Recall Fee	12,137	12,500	12,500	12,500	12,500	12,500	12,500	12,500
		1,750,931	1,887,500	1,887,500	1,887,500	1,887,500	1,767,700	1,767,700	1,767,700
<u>Investment Income</u>									
655385	Income from Investments	765	1,000	1,000	1,000	1,000	1,000	1,000	1,000
		765	1,000	1,000	1,000	1,000	1,000	1,000	1,000
<u>Other Revenues</u>									
670114	Cash Overages	20	0	0	0	0	0	0	0
		20	0	0	0	0	0	0	0
Revenue		1,752,210	1,889,000	1,889,000	1,889,000	1,889,000	1,769,000	1,769,000	1,769,000
Grand Total Revenues		1,752,210	1,889,000	1,889,000	1,889,000	1,889,000	1,769,000	1,769,000	1,769,000

Expenditures

Personnel
Salaries

Department:	District Court	OAKLAND COUNTY, MICHIGAN
Organization:	30203 - District Court II Div. (Clark)	
Fund:	10100 - General	

FY2013 AND FY2014 AND FY2015 County Executive Budget Recommendation

Account Number/Description	FY 2011 Actual	FY 2012		FY 2013 Amended Plan	FY 2014 Amended Plan	FY 2013 County Exec. Recommended	FY 2014 County Exec. Recommended	FY 2015 County Exec. Recommended	
		Adopted Budget	Amended Budget						
702010 Salaries Regular	1,030,087	1,140,903	1,140,903	1,140,903	1,140,903	1,141,781	1,141,781	1,141,781	
702030 Holiday	30,108	0	0	0	0	0	0	0	
702050 Annual Leave	46,837	0	0	0	0	0	0	0	
702080 Sick Leave	16,496	0	0	0	0	0	0	0	
702140 Other Miscellaneous Salaries	0	0	0	0	0	5,670	0	0	
702200 Death Leave	1,293	0	0	0	0	0	0	0	
702360 Short Term Disability	1,231	0	0	0	0	0	0	0	
712020 Overtime	500	11,230	11,230	11,230	11,230	11,230	11,230	11,230	
	1,126,551	1,152,133	1,152,133	1,152,133	1,152,133	1,158,681	1,153,011	1,153,011	
Fringe Benefits									
722740 Fringe Benefits	0	0	0	0	0	3,330	0	0	
722750 Workers Compensation	2,521	4,295	4,295	4,295	4,295	2,560	2,560	2,560	
722760 Group Life	4,017	3,334	3,334	3,334	3,334	2,737	2,737	2,737	
722770 Retirement	320,168	374,685	374,685	374,685	374,685	347,236	347,236	347,236	
722780 Hospitalization	248,666	312,233	312,233	312,233	312,233	287,013	287,013	287,013	
722790 Social Security	62,181	71,210	71,210	71,210	71,210	71,492	71,492	71,492	
722800 Dental	19,273	20,697	20,697	20,697	20,697	19,390	19,390	19,390	
722810 Disability	2,571	2,628	2,628	2,628	2,628	11,511	11,511	11,511	
722820 Unemployment Insurance	4,937	4,334	4,334	4,334	4,334	3,884	3,884	3,884	
722850 Optical	867	1,095	1,095	1,095	1,095	1,773	1,773	1,773	
722900 Fringe Benefit Adjustments	0	5,435	5,435	5,435	5,435	4,997	4,997	4,997	
	665,202	799,946	799,946	799,946	799,946	755,923	752,593	752,593	
Personnel	1,791,753	1,952,079	1,952,079	1,952,079	1,952,079	1,914,604	1,905,604	1,905,604	
Operating Expenses									
Contractual Services									
730121 Bank Charges	6,275	4,653	4,653	4,653	4,653	4,653	4,653	4,653	
730198 Building Maintenance Charges	0	500	500	500	500	500	500	500	
730247 Charge Card Fee	7,186	9,500	9,500	9,500	9,500	9,500	9,500	9,500	
730338 Computer Research Service	1,152	5,200	5,200	4,000	4,000	4,000	4,000	4,000	
730422 Court Transcripts	0	500	500	500	500	500	500	500	
730429 Custodial Services	0	420	420	420	420	420	420	420	
730450 Defense Atty Fees	109,935	150,000	150,000	150,000	150,000	150,000	150,000	150,000	
730548 Drug Testing	0	1,000	1,000	1,000	1,000	1,000	1,000	1,000	
730562 Electrical Service	24,774	32,000	32,000	32,000	32,000	32,000	32,000	32,000	
730646 Equipment Maintenance	290	1,000	1,000	1,000	1,000	1,000	1,000	1,000	
730653 Equipment Rental	780	1,599	1,599	1,599	1,599	1,599	1,599	1,599	
730688 Expert Witness Fee and Mileage	0	104	104	104	104	104	104	104	
730730 Filing Fees	354	0	0	0	0	0	0	0	
730982 Interpreter Fees	5,186	10,956	10,956	10,956	10,956	10,956	10,956	10,956	
731010 Juror Fees and Mileage	5,549	9,800	9,800	9,800	9,800	9,800	9,800	9,800	
731059 Laundry and Cleaning	0	200	200	200	200	200	200	200	
731101 Library Continuations	3,194	4,000	4,000	4,000	4,000	4,000	4,000	4,000	
731185 Medical Exam	3,120	7,600	7,600	7,600	7,600	7,600	7,600	7,600	
731213 Membership Dues	1,955	3,000	3,000	3,000	3,000	3,000	3,000	3,000	

Department:	District Court	OAKLAND COUNTY, MICHIGAN
Organization:	30203 - District Court II Div. (Clark)	
Fund:	10100 - General	

FY2013 AND FY2014 AND FY2015 County Executive Budget Recommendation

Account Number/Description	FY 2011 Actual	FY 2012		FY 2013 Amended Plan	FY 2014 Amended Plan	FY 2013 County Exec. Recommended	FY 2014 County Exec. Recommended	FY 2015 County Exec. Recommended
		Adopted Budget	Amended Budget					
731297 Officer Fees	0	104	104	104	104	104	104	104
731339 Periodicals Books Publ Sub	699	553	553	553	553	553	553	553
731346 Personal Mileage	1,302	2,912	2,912	2,912	2,912	2,912	2,912	2,912
731388 Printing	3,399	9,076	9,076	9,076	9,076	9,076	9,076	9,076
731458 Professional Services	3,035	6,442	6,442	6,442	6,442	6,442	6,442	6,442
731479 Property Taxes	39,515	38,000	38,000	38,000	38,000	38,000	38,000	38,000
731570 Recruitment Expense	0	100	100	100	100	100	100	100
731626 Rent	275,944	265,983	265,983	269,972	274,022	269,972	274,022	278,132
731780 Software Support Maintenance	16,354	0	0	0	0	32,745	32,745	32,745
732018 Travel and Conference	512	7,240	7,240	7,240	7,240	7,240	7,240	7,240
	510,510	572,442	572,442	575,231	579,281	607,976	612,026	616,136
Commodities								
750119 Dry Goods and Clothing	0	748	748	748	748	748	748	748
750154 Expendable Equipment	991	3,000	3,000	3,000	3,000	3,000	3,000	3,000
750399 Office Supplies	22,177	21,361	21,361	21,361	21,361	21,361	21,361	21,361
750448 Postage-Standard Mailing	20,000	22,000	22,000	22,000	22,000	22,000	22,000	22,000
750462 Provisions	50	389	389	389	389	389	389	389
	43,218	47,498	47,498	47,498	47,498	47,498	47,498	47,498
Operating Expenses	553,728	619,940	619,940	622,729	626,779	655,474	659,524	663,634
Internal Support								
Internal Services								
770667 Convenience Copier	3,512	3,829	3,829	3,829	3,829	4,775	4,775	4,775
772618 Equipment Rental	2,880	2,880	2,880	2,880	2,880	8,537	8,537	8,537
773535 Info Tech CLEMIS	17,391	18,260	18,260	19,173	20,132	18,403	19,324	20,290
773630 Info Tech Development	27,869	0	10,597	0	0	0	0	0
774636 Info Tech Operations	176,181	153,089	153,089	153,416	153,899	159,911	160,483	160,483
774677 Insurance Fund	795	794	794	794	794	795	795	795
775754 Maintenance Department Charges	41,415	0	14,319	0	0	0	0	0
776666 Print Shop	284	0	0	0	0	0	0	0
778675 Telephone Communications	17,673	18,622	18,622	18,622	18,622	17,979	17,979	17,979
	288,001	197,474	222,390	198,714	200,156	210,400	211,893	212,859
Internal Support	288,001	197,474	222,390	198,714	200,156	210,400	211,893	212,859
Grand Total Expenditures	2,633,482	2,769,493	2,794,409	2,773,522	2,779,014	2,780,478	2,777,021	2,782,097

Department:	District Court	OAKLAND COUNTY, MICHIGAN
Organization:	30204 - District Court III Div. (Roch)	
Fund:	10100 - General	

FY2013 AND FY2014 AND FY2015 County Executive Budget Recommendation

Account Number/Description	FY 2011 Actual	FY 2012		FY 2013 Amended Plan	FY 2014 Amended Plan	FY 2013 County Exec. Recommended	FY 2014 County Exec. Recommended	FY 2015 County Exec. Recommended
		Adopted Budget	Amended Budget					

Revenues

Revenue									
Other Intergovern. Revenues									
625414	Drug Case Management	891	1,000	1,000	1,000	1,000	1,000	1,000	1,000
		891	1,000	1,000	1,000	1,000	1,000	1,000	1,000
Charges for Services									
630105	Assessment Fees	1,783	1,000	1,000	1,000	1,000	1,500	1,500	1,500
630112	Assessments and PSI	206,992	180,000	180,000	180,000	180,000	195,500	195,500	195,500
630161	Bond Fees	16,077	15,000	15,000	15,000	15,000	17,400	17,400	17,400
630441	CVR County Portion	13,148	9,000	9,000	9,000	9,000	15,000	15,000	15,000
630565	Drug Treatment Court Fee	43,146	43,000	43,000	43,000	43,000	44,000	44,000	44,000
630567	Drunk Driving Caseflow DDCAF	38,691	50,000	50,000	50,000	50,000	35,000	35,000	35,000
630721	Filing Fees DCU	164,304	160,000	160,000	160,000	160,000	170,000	170,000	170,000
630798	Forfeiture of Bonds	74,867	90,000	90,000	90,000	90,000	70,000	70,000	70,000
630826	Garnishment Fees	145,260	160,000	160,000	160,000	160,000	148,000	148,000	148,000
631015	Jury Fees	1,600	1,500	1,500	1,500	1,500	1,600	1,600	1,600
631064	Late Penalty	107,399	125,000	125,000	125,000	125,000	126,000	126,000	126,000
631085	License Reinstatement Fees	44,760	50,000	50,000	50,000	50,000	52,000	52,000	52,000
631148	Marriage Fees	1,460	1,500	1,500	1,500	1,500	1,300	1,300	1,300
631253	Miscellaneous	42,038	49,000	49,000	49,000	49,000	45,000	45,000	45,000
631288	No Insurance Proof Fee	29,525	21,000	21,000	21,000	21,000	26,100	26,100	26,100
631330	NSF Check Fees	3,785	4,000	4,000	4,000	4,000	4,000	4,000	4,000
631421	Ordinance Fines and Costs	1,663,635	1,800,000	1,800,000	1,800,000	1,800,000	1,535,000	1,505,000	1,505,000
631596	Probation Fees	800,237	850,000	850,000	850,000	850,000	800,000	800,000	800,000
631736	Refund Fees PD Def Attorney	101,701	85,000	85,000	85,000	85,000	102,000	102,000	102,000
632108	Show Cause Fee	6,390	4,000	4,000	4,000	4,000	7,100	7,100	7,100
632170	State Law Costs	402,845	420,000	420,000	420,000	420,000	400,000	400,000	400,000
632440	Warrant Recall Fee	26,550	15,000	15,000	15,000	15,000	33,500	33,500	33,500
		3,936,194	4,134,000	4,134,000	4,134,000	4,134,000	3,830,000	3,800,000	3,800,000
Investment Income									
655385	Income from Investments	594	1,000	1,000	1,000	1,000	1,000	1,000	1,000
		594	1,000	1,000	1,000	1,000	1,000	1,000	1,000
Other Revenues									
670114	Cash Overages	46	0	0	0	0	0	0	0
		46	0	0	0	0	0	0	0
Revenue		3,937,725	4,136,000	4,136,000	4,136,000	4,136,000	3,832,000	3,802,000	3,802,000
Grand Total Revenues		3,937,725	4,136,000	4,136,000	4,136,000	4,136,000	3,832,000	3,802,000	3,802,000

Expenditures

Personnel									
Salaries									

Department:	District Court	OAKLAND COUNTY, MICHIGAN
Organization:	30204 - District Court III Div. (Roch)	
Fund:	10100 - General	
		FY2013 AND FY2014 AND FY2015 County Executive Budget Recommendation

Account Number/Description	FY 2011 Actual	FY 2012		FY 2013 Amended Plan	FY 2014 Amended Plan	FY 2013 County Exec. Recommended	FY 2014 County Exec. Recommended	FY 2015 County Exec. Recommended
		Adopted Budget	Amended Budget					
702010 Salaries Regular	2,010,349	2,210,474	2,210,474	2,195,548	2,195,548	2,214,802	2,214,802	2,214,802
702030 Holiday	69,096	0	0	0	0	0	0	0
702050 Annual Leave	111,738	0	0	0	0	0	0	0
702080 Sick Leave	30,224	0	0	0	0	0	0	0
702100 Retroactive	152	0	0	0	0	0	0	0
702120 Jury Duty	230	0	0	0	0	0	0	0
702140 Other Miscellaneous Salaries	0	0	0	0	0	12,285	0	0
702200 Death Leave	2,190	0	0	0	0	0	0	0
702360 Short Term Disability	16,393	0	0	0	0	0	0	0
712020 Overtime	6,726	2,405	2,405	2,405	2,405	2,405	2,405	2,405
	2,247,098	2,212,879	2,212,879	2,197,953	2,197,953	2,229,492	2,217,207	2,217,207
Fringe Benefits								
722740 Fringe Benefits	0	0	0	0	0	7,215	0	0
722750 Workers Compensation	4,998	8,953	8,953	8,765	8,765	5,418	5,418	5,418
722760 Group Life	8,399	7,305	7,305	7,305	7,305	5,674	5,674	5,674
722770 Retirement	672,326	755,114	755,114	754,557	754,557	698,667	698,667	698,667
722780 Hospitalization	493,592	606,253	606,253	606,253	606,253	552,171	552,171	552,171
722790 Social Security	137,767	146,706	146,706	146,490	146,490	146,017	146,017	146,017
722800 Dental	40,344	43,044	43,044	43,044	43,044	40,691	40,691	40,691
722810 Disability	5,870	5,815	5,815	5,815	5,815	24,625	24,625	24,625
722820 Unemployment Insurance	9,786	8,403	8,403	8,346	8,346	7,688	7,688	7,688
722850 Optical	1,919	2,341	2,341	2,341	2,341	3,714	3,714	3,714
722900 Fringe Benefit Adjustments	0	1,164	1,164	1,164	1,164	1,070	1,070	1,070
	1,375,002	1,585,098	1,585,098	1,584,080	1,584,080	1,492,950	1,485,735	1,485,735
Personnel	3,622,100	3,797,977	3,797,977	3,782,033	3,782,033	3,722,442	3,702,942	3,702,942
Operating Expenses								
Contractual Services								
730072 Advertising	0	500	500	500	500	0	0	0
730121 Bank Charges	7,635	10,750	10,750	10,750	10,750	10,750	10,750	10,750
730240 Cash Shortage	19	0	0	0	0	0	0	0
730247 Charge Card Fee	18,850	17,000	17,000	17,000	17,000	17,000	17,000	17,000
730338 Computer Research Service	3,888	7,600	7,600	7,600	7,600	7,600	7,600	7,600
730422 Court Transcripts	107	500	500	500	500	500	500	500
730450 Defense Atty Fees	75,286	123,000	108,000	108,000	108,000	108,000	108,000	108,000
730646 Equipment Maintenance	3,638	1,800	1,800	1,800	1,800	1,800	1,800	1,800
730653 Equipment Rental	780	1,582	1,582	1,582	1,582	1,582	1,582	1,582
730982 Interpreter Fees	18,837	24,600	24,600	24,600	24,600	24,600	24,600	24,600
731010 Juror Fees and Mileage	23,483	37,000	37,000	37,000	37,000	37,000	37,000	37,000
731059 Laundry and Cleaning	78	100	100	100	100	100	100	100
731101 Library Continuations	2,616	1,571	1,571	1,571	1,571	1,571	1,571	1,571
731185 Medical Exam	3,710	7,400	7,400	7,400	7,400	7,400	7,400	7,400
731213 Membership Dues	6,040	7,000	7,000	7,000	7,000	7,000	7,000	7,000
731339 Periodicals Books Publ Sub	2,259	2,500	2,500	2,500	2,500	2,500	2,500	2,500
731346 Personal Mileage	1,124	4,524	5,289	4,524	4,524	4,524	4,524	4,524

Department:	District Court	OAKLAND COUNTY, MICHIGAN							
Organization:	30204 - District Court III Div. (Roch)	FY2013 AND FY2014 AND FY2015 County Executive Budget Recommendation							
Fund:	10100 - General								

Account Number/Description	FY 2011 Actual	FY 2012		FY 2013 Amended Plan	FY 2014 Amended Plan	FY 2013 County Exec. Recommended	FY 2014 County Exec. Recommended	FY 2015 County Exec. Recommended	
		Adopted Budget	Amended Budget						
731388 Printing	7,142	12,913	12,913	12,913	12,913	12,913	12,913	12,913	
731458 Professional Services	3,003	3,560	3,560	3,560	3,560	3,560	3,560	3,560	
731780 Software Support Maintenance	15,898	0	0	0	0	64,927	64,927	64,927	
731818 Special Event Program	165	300	300	300	300	300	300	300	
732018 Travel and Conference	225	3,539	2,774	3,539	3,539	3,539	3,539	3,539	
	194,781	267,739	252,739	252,739	252,739	317,166	317,166	317,166	
Commodities									
750063 Custodial Supplies	217	0	0	0	0	0	0	0	
750119 Dry Goods and Clothing	0	1,500	1,500	1,500	1,500	1,500	1,500	1,500	
750154 Expendable Equipment	2,032	4,180	4,180	4,180	4,180	4,180	4,180	4,180	
750280 Laboratory Supplies	698	3,345	3,345	3,345	3,345	3,345	3,345	3,345	
750399 Office Supplies	46,923	43,372	43,487	43,372	43,372	43,872	43,872	43,872	
750448 Postage-Standard Mailing	45,014	50,000	50,000	50,000	50,000	50,000	50,000	50,000	
750462 Provisions	185	420	420	420	420	420	420	420	
	95,068	102,817	102,932	102,817	102,817	103,317	103,317	103,317	
Operating Expenses	289,849	370,556	355,671	355,556	355,556	420,483	420,483	420,483	
Internal Support									
Internal Services									
770631 Bldg Space Cost Allocation	368,551	399,566	399,566	399,872	423,603	377,497	398,705	400,838	
770667 Convenience Copier	8,364	8,661	8,661	8,661	8,661	8,424	8,424	8,424	
772618 Equipment Rental	3,026	2,880	2,880	2,880	2,880	9,662	9,662	9,662	
773535 Info Tech CLEMIS	23,867	25,059	25,059	26,312	27,628	25,256	26,519	27,845	
773630 Info Tech Development	27,869	0	10,597	0	0	0	0	0	
774636 Info Tech Operations	351,717	319,674	319,674	320,139	320,893	329,537	330,716	330,716	
774677 Insurance Fund	1,389	1,388	1,388	1,388	1,388	1,390	1,390	1,390	
775754 Maintenance Department Charges	59,411	0	22,305	0	0	0	0	0	
776666 Print Shop	1,981	0	0	0	0	0	0	0	
778675 Telephone Communications	57,530	60,363	60,363	60,363	60,363	60,739	60,739	60,739	
	903,704	817,591	850,493	819,615	845,416	812,505	836,155	839,614	
	903,704	817,591	850,493	819,615	845,416	812,505	836,155	839,614	
Internal Support									
Transfers/Other Sources (Uses)									
Transfers Out									
788001 Transfers Out	0	0	11,621	0	0	0	0	0	
	0	0	11,621	0	0	0	0	0	
	0	0	11,621	0	0	0	0	0	
Grand Total Expenditures	4,815,653	4,986,124	5,015,762	4,957,204	4,983,005	4,955,430	4,959,580	4,963,039	

Department:	District Court	OAKLAND COUNTY, MICHIGAN
Organization:	30205 - District Court IV Div. (Troy)	
Fund:	10100 - General	

FY2013 AND FY2014 AND FY2015 County Executive Budget Recommendation

Account Number/Description	FY 2011 Actual	FY 2012		FY 2013 Amended Plan	FY 2014 Amended Plan	FY 2013 County Exec. Recommended	FY 2014 County Exec. Recommended	FY 2015 County Exec. Recommended
		Adopted Budget	Amended Budget					

Revenues

<u>Revenue</u>									
<u>Other Intergovern. Revenues</u>									
625414	Drug Case Management	584	500	500	500	500	500	500	500
		584	500	500	500	500	500	500	500
<u>Charges for Services</u>									
630105	Assessment Fees	20,730	20,000	20,000	20,000	20,000	20,000	20,000	20,000
630112	Assessments and PSI	86,259	85,000	85,000	85,000	85,000	85,000	85,000	85,000
630161	Bond Fees	7,095	9,000	9,000	9,000	9,000	8,000	8,000	8,000
630441	CVR County Portion	4,562	3,500	3,500	3,500	3,500	6,000	6,000	6,000
630565	Drug Treatment Court Fee	17,070	20,000	20,000	20,000	20,000	19,000	19,000	19,000
630567	Drunk Driving Caseflow DDCAF	32,442	30,000	30,000	30,000	30,000	30,000	30,000	30,000
630721	Filing Fees DCU	78,659	80,000	80,000	80,000	80,000	80,000	80,000	80,000
630798	Forfeiture of Bonds	48,664	60,000	60,000	60,000	60,000	60,000	60,000	60,000
630826	Garnishment Fees	76,260	60,000	60,000	60,000	60,000	75,000	75,000	75,000
631015	Jury Fees	3,728	2,000	2,000	2,000	2,000	3,500	3,500	3,500
631064	Late Penalty	31,798	40,000	40,000	40,000	40,000	45,000	45,000	45,000
631085	License Reinstatement Fees	12,960	15,000	15,000	15,000	15,000	14,000	14,000	14,000
631148	Marriage Fees	730	500	500	500	500	600	600	600
631253	Miscellaneous	60,932	60,000	60,000	60,000	60,000	65,000	65,000	65,000
631288	No Insurance Proof Fee	18,195	18,000	18,000	18,000	18,000	18,000	18,000	18,000
631330	NSF Check Fees	435	2,000	2,000	2,000	2,000	1,000	1,000	1,000
631421	Ordinance Fines and Costs	961,800	1,000,000	1,000,000	1,000,000	1,000,000	970,000	970,000	970,000
631596	Probation Fees	470,574	520,000	520,000	520,000	520,000	500,000	500,000	500,000
631736	Refund Fees PD Def Attorney	62,181	70,000	70,000	70,000	70,000	70,000	70,000	70,000
632108	Show Cause Fee	680	2,000	2,000	2,000	2,000	5,000	5,000	5,000
632170	State Law Costs	156,178	115,000	115,000	115,000	115,000	155,000	155,000	155,000
632440	Warrant Recall Fee	8,900	15,000	15,000	15,000	15,000	10,000	10,000	10,000
		2,160,831	2,227,000	2,227,000	2,227,000	2,227,000	2,240,100	2,240,100	2,240,100
<u>Investment Income</u>									
655385	Income from Investments	1,232	1,000	1,000	1,000	1,000	1,000	1,000	1,000
		1,232	1,000	1,000	1,000	1,000	1,000	1,000	1,000
<u>Other Revenues</u>									
670114	Cash Overages	21	0	0	0	0	0	0	0
		21	0	0	0	0	0	0	0
Revenue		2,162,669	2,228,500	2,228,500	2,228,500	2,228,500	2,241,600	2,241,600	2,241,600
Grand Total Revenues		2,162,669	2,228,500	2,228,500	2,228,500	2,228,500	2,241,600	2,241,600	2,241,600

Expenditures

<u>Personnel</u>									
<u>Salaries</u>									

Department:	District Court	OAKLAND COUNTY, MICHIGAN
Organization:	30205 - District Court IV Div. (Troy)	
Fund:	10100 - General	

FY2013 AND FY2014 AND FY2015 County Executive Budget Recommendation

Account Number/Description	FY 2011 Actual	FY 2012		FY 2013 Amended Plan	FY 2014 Amended Plan	FY 2013 County Exec. Recommended	FY 2014 County Exec. Recommended	FY 2015 County Exec. Recommended
		Adopted Budget	Amended Budget					
702010 Salaries Regular	1,274,272	1,409,346	1,409,346	1,337,351	1,337,351	1,294,416	1,258,443	1,258,443
702030 Holiday	40,289	0	0	0	0	0	0	0
702050 Annual Leave	68,752	0	0	0	0	0	0	0
702080 Sick Leave	22,067	0	0	0	0	0	0	0
702100 Retroactive	502	0	0	0	0	0	0	0
702120 Jury Duty	329	0	0	0	0	0	0	0
702140 Other Miscellaneous Salaries	75	0	0	0	0	7,560	0	0
702200 Death Leave	1,300	0	0	0	0	0	0	0
702360 Short Term Disability	4,709	0	0	0	0	0	0	0
712020 Overtime	1,909	7,500	7,500	7,500	7,500	7,500	7,500	7,500
	1,414,204	1,416,846	1,416,846	1,344,851	1,344,851	1,309,476	1,265,943	1,265,943
Fringe Benefits								
722740 Fringe Benefits	0	0	0	0	0	4,440	0	0
722750 Workers Compensation	3,158	4,821	4,821	5,008	5,008	2,895	2,815	2,815
722760 Group Life	5,134	4,217	4,217	4,024	4,024	3,514	3,404	3,404
722770 Retirement	425,771	520,719	520,719	489,800	489,800	431,691	416,987	416,987
722780 Hospitalization	285,006	346,823	346,823	345,545	345,545	323,550	318,275	318,275
722790 Social Security	82,311	98,166	98,166	92,659	92,659	89,345	86,594	86,594
722800 Dental	22,363	25,129	25,129	24,918	24,918	23,556	23,243	23,243
722810 Disability	3,379	3,637	3,637	3,531	3,531	14,998	14,642	14,642
722820 Unemployment Insurance	6,184	5,357	5,357	5,083	5,083	4,409	4,318	4,318
722850 Optical	1,417	1,676	1,676	1,619	1,619	2,288	2,222	2,222
722900 Fringe Benefit Adjustments	0	3,630	3,630	3,630	3,630	3,338	3,338	3,338
	834,723	1,014,175	1,014,175	975,817	975,817	904,024	875,838	875,838
	2,248,927	2,431,021	2,431,021	2,320,668	2,320,668	2,213,500	2,141,781	2,141,781
Personnel								
Operating Expenses								
Contractual Services								
730121 Bank Charges	6,581	4,500	4,500	4,500	4,500	4,500	4,500	4,500
730240 Cash Shortage	135	0	0	0	0	0	0	0
730247 Charge Card Fee	9,299	15,000	15,000	15,000	15,000	15,000	15,000	15,000
730422 Court Transcripts	238	200	200	200	200	200	200	200
730450 Defense Atty Fees	72,101	75,000	75,000	75,000	75,000	75,000	75,000	75,000
730562 Electrical Service	78,731	100,000	100,000	100,000	100,000	100,000	100,000	100,000
730646 Equipment Maintenance	2,533	1,500	1,500	1,500	1,500	1,500	1,500	1,500
730653 Equipment Rental	647	1,300	1,300	1,300	1,300	1,300	1,300	1,300
730982 Interpreter Fees	14,189	18,000	18,000	18,000	18,000	18,000	18,000	18,000
731010 Juror Fees and Mileage	12,081	12,200	12,200	12,200	12,200	12,200	12,200	12,200
731101 Library Continuations	3,755	2,056	2,056	2,056	2,056	2,056	2,056	2,056
731213 Membership Dues	3,305	3,200	3,200	3,200	3,200	2,885	2,885	2,885
731297 Officer Fees	138	100	100	100	100	100	100	100
731346 Personal Mileage	4,527	6,296	6,296	6,296	6,296	6,296	6,296	6,296
731388 Printing	7,011	4,776	4,776	4,776	4,776	4,776	4,776	4,776
731458 Professional Services	3,848	5,700	5,700	5,700	5,700	5,700	5,700	5,700
731626 Rent	157,604	157,604	157,604	157,604	157,604	157,604	157,604	157,604

Department:	District Court	OAKLAND COUNTY, MICHIGAN
Organization:	30205 - District Court IV Div. (Troy)	
Fund:	10100 - General	
		FY2013 AND FY2014 AND FY2015 County Executive Budget Recommendation

Account Number/Description	FY 2011 Actual	FY 2012		FY 2013 Amended Plan	FY 2014 Amended Plan	FY 2013 County Exec. Recommended	FY 2014 County Exec. Recommended	FY 2015 County Exec. Recommended
		Adopted Budget	Amended Budget					
731780 Software Support Maintenance	0	0	0	0	0	28,958	28,958	28,958
732018 Travel and Conference	652	0	0	0	0	0	0	0
732165 Workshops and Meeting	821	1,500	1,500	1,500	1,500	1,500	1,500	1,500
	378,194	408,932	408,932	408,932	408,932	437,575	437,575	437,575
Commodities								
750063 Custodial Supplies	74	0	0	0	0	0	0	0
750119 Dry Goods and Clothing	894	500	500	500	500	500	500	500
750154 Expendable Equipment	4,202	0	0	0	0	1,500	1,500	1,500
750168 FA Proprietary Equipment Exp	0	1,500	1,500	1,500	1,500	0	0	0
750399 Office Supplies	28,880	27,532	27,532	27,532	27,532	27,532	27,532	27,532
750448 Postage-Standard Mailing	20,000	25,000	25,000	25,000	25,000	25,000	25,000	25,000
750462 Provisions	436	500	500	500	500	500	500	500
	54,485	55,032	55,032	55,032	55,032	55,032	55,032	55,032
Operating Expenses	432,678	463,964	463,964	463,964	463,964	492,607	492,607	492,607
Internal Support								
Internal Services								
770667 Convenience Copier	2,953	2,725	2,725	2,725	2,725	3,240	3,240	3,240
772618 Equipment Rental	2,880	2,880	2,880	2,880	2,880	11,689	11,689	11,689
773535 Info Tech CLEMIS	16,945	17,793	17,793	18,683	19,617	17,930	18,826	19,768
773630 Info Tech Development	27,869	0	10,597	0	0	0	0	0
774636 Info Tech Operations	301,339	284,843	284,843	285,081	285,920	272,236	273,210	273,210
774677 Insurance Fund	964	964	964	964	964	965	965	965
775754 Maintenance Department Charges	2,240	0	1,033	0	0	0	0	0
776666 Print Shop	420	0	0	0	0	0	0	0
778675 Telephone Communications	20,517	21,773	21,773	21,773	21,773	20,922	20,922	20,922
	376,128	330,978	342,607	332,106	333,879	326,982	328,852	329,794
Internal Support	376,128	330,978	342,607	332,106	333,879	326,982	328,852	329,794
Grand Total Expenditures	3,057,733	3,225,963	3,237,592	3,116,738	3,118,511	3,033,089	2,963,240	2,964,182

Department:	304 - Probate Court	OAKLAND COUNTY, MICHIGAN						
General Fund / General Purpose		FY2013 AND FY2014 AND FY2015 County Executive Budget Recommendation						

Account Number/Description	FY 2011 Actual	FY 2012		FY 2013 Amended Plan	FY 2014 Amended Plan	FY 2013 County Exec. Recommended	FY 2014 County Exec. Recommended	FY 2015 County Exec. Recommended
		Adopted Budget	Amended Budget					

Revenues

Revenue

Charges for Services

630007	Account Filings Probate	22,070	25,000	25,000	25,000	25,000	25,000	25,000	25,000
630063	Ancillary Fees	372	1,000	1,000	1,000	1,000	1,000	1,000	1,000
630098	Application and Admin Fee	350	200	200	200	200	200	200	200
630210	Certified Copies	124,683	120,000	120,000	120,000	120,000	120,000	120,000	120,000
630604	e Filing Fees	0	0	0	0	0	8,000	8,000	8,000
630789	Foreign Letter Ancillary	70	50	50	50	50	50	50	50
630854	Gross Estate Fees	221,735	250,000	250,000	250,000	250,000	250,000	250,000	250,000
631010	Judge On Line Services	5,280	4,000	4,000	4,000	4,000	4,000	4,000	4,000
631015	Jury Fees	1,170	500	500	500	500	500	500	500
631141	Marriage Ceremony	68	50	50	50	50	50	50	50
631155	Marriage Licenses	4	0	0	0	0	0	0	0
631253	Miscellaneous	305	200	200	200	200	200	200	200
631260	Miscellaneous Petitions	17,650	16,000	16,000	16,000	16,000	16,000	16,000	16,000
631281	Motion Fees	3,810	3,000	3,000	3,000	3,000	3,000	3,000	3,000
631351	Objection	2,760	2,000	2,000	2,000	2,000	2,000	2,000	2,000
631526	Photostats	22,457	20,000	20,000	20,000	20,000	20,000	20,000	20,000
631631	Psych Testing and Evaluation	600	0	0	0	0	0	0	0
631736	Refund Fees PD Def Attorney	50,819	50,000	50,000	50,000	50,000	50,000	50,000	50,000
631967	Safe Deposit Fee	220	300	300	300	300	300	300	300
632177	Statement and Proof of Claim	7,430	8,000	8,000	8,000	8,000	8,000	8,000	8,000
632492	Will Deposits	9,500	12,000	12,000	12,000	12,000	12,000	12,000	12,000
		491,352	512,300	512,300	512,300	512,300	520,300	520,300	520,300

Other Revenues

670114	Cash Overages	22	0	0	0	0	0	0	0
		22	0	0	0	0	0	0	0

Revenue	491,374	512,300	512,300	512,300	512,300	520,300	520,300	520,300
Grand Total Revenues	491,374	512,300	512,300	512,300	512,300	520,300	520,300	520,300

Expenditures

Personnel

Salaries

702010	Salaries Regular	2,467,118	2,611,451	2,611,451	2,603,586	2,603,586	2,509,281	2,509,281	2,509,281
702030	Holiday	77,657	0	0	0	0	0	0	0
702050	Annual Leave	118,643	0	0	0	0	0	0	0
702080	Sick Leave	41,954	0	0	0	0	0	0	0
702140	Other Miscellaneous Salaries	0	0	0	0	0	12,915	0	0
702190	Workers Compensation Pay	848	0	0	0	0	0	0	0
702200	Death Leave	3,800	0	0	0	0	0	0	0
702240	Salary Adjustments	0	14,913	14,913	14,913	14,913	14,913	14,913	14,913
702360	Short Term Disability	8,842	0	0	0	0	0	0	0

Department: 304 - Probate Court	OAKLAND COUNTY, MICHIGAN
General Fund / General Purpose	FY2013 AND FY2014 AND FY2015 County Executive Budget Recommendation

Account Number/Description	FY 2011 Actual	FY 2012		FY 2013 Amended Plan	FY 2014 Amended Plan	FY 2013 County Exec. Recommended	FY 2014 County Exec. Recommended	FY 2015 County Exec. Recommended
		Adopted Budget	Amended Budget					
712020 Overtime	6,654	10,000	10,000	10,000	10,000	10,000	10,000	10,000
	2,725,515	2,636,364	2,636,364	2,628,499	2,628,499	2,547,109	2,534,194	2,534,194
Fringe Benefits								
722740 Fringe Benefits	0	0	0	0	0	7,585	0	0
722750 Workers Compensation	6,912	8,358	8,358	8,634	8,634	5,722	5,722	5,722
722760 Group Life	11,853	10,034	10,034	9,902	9,902	7,579	7,579	7,579
722770 Retirement	870,318	1,011,648	1,011,648	998,093	998,093	902,265	902,265	902,265
722780 Hospitalization	546,586	653,215	653,215	634,117	634,117	580,464	580,464	580,464
722790 Social Security	186,792	190,601	190,601	188,242	188,242	181,523	181,523	181,523
722800 Dental	42,821	44,539	44,539	43,166	43,166	41,197	41,197	41,197
722810 Disability	6,483	6,720	6,720	6,592	6,592	27,526	27,526	27,526
722820 Unemployment Insurance	11,922	9,924	9,924	9,894	9,894	7,223	7,223	7,223
722850 Optical	2,161	2,717	2,717	2,691	2,691	3,745	3,745	3,745
722900 Fringe Benefit Adjustments	0	4,840	4,840	4,840	4,840	4,450	4,450	4,450
	1,685,849	1,942,596	1,942,596	1,906,171	1,906,171	1,769,279	1,761,694	1,761,694
Personnel	4,411,364	4,578,960	4,578,960	4,534,670	4,534,670	4,316,388	4,295,888	4,295,888
Operating Expenses								
Contractual Services								
730072 Advertising	2,068	4,300	4,300	4,300	4,300	4,300	4,300	4,300
730226 Car Allowance	4,444	2,000	2,000	2,000	2,000	2,000	2,000	2,000
730240 Cash Shortage	41	0	0	0	0	0	0	0
730415 Court Reporter Services	906	3,000	3,000	3,000	3,000	3,000	3,000	3,000
730422 Court Transcripts	119	1,000	1,000	1,000	1,000	1,000	1,000	1,000
730450 Defense Atty Fees	302,511	215,648	215,648	225,552	225,552	225,552	225,552	225,552
730646 Equipment Maintenance	837	2,000	2,000	2,000	2,000	2,000	2,000	2,000
730688 Expert Witness Fee and Mileage	0	1,000	1,000	1,000	1,000	1,000	1,000	1,000
730723 Fees Guardian Ad Litem	254,164	247,294	247,294	247,294	247,294	247,294	247,294	247,294
730828 Guardian Review-Adult	4,840	5,000	5,000	5,000	5,000	5,000	5,000	5,000
730835 Guardian Review-Minor	385	5,000	5,000	5,000	5,000	5,000	5,000	5,000
730982 Interpreter Fees	2,878	3,000	3,000	3,000	3,000	3,000	3,000	3,000
731059 Laundry and Cleaning	7	0	0	0	0	0	0	0
731101 Library Continuations	7,951	16,981	16,981	16,981	16,981	16,981	16,981	16,981
731192 Medical Services Guardianship	28,969	5,000	5,000	5,000	5,000	5,000	5,000	5,000
731206 Medical Services Probate Exam	21,525	30,600	30,600	30,600	30,600	30,600	30,600	30,600
731213 Membership Dues	4,170	5,500	5,500	5,500	5,500	5,500	5,500	5,500
731339 Periodicals Books Publ Sub	934	0	0	0	0	0	0	0
731346 Personal Mileage	2,012	3,480	3,480	3,480	3,480	3,480	3,480	3,480
731388 Printing	7,049	17,028	17,028	17,028	17,028	17,028	17,028	17,028
731458 Professional Services	68,866	67,080	67,080	67,080	67,080	67,080	67,080	67,080
731577 Refund Prior Years Revenue	30	0	0	0	0	0	0	0
731822 Special Projects	3,523	0	3,987	0	0	0	0	0
732018 Travel and Conference	3,376	8,500	8,500	8,500	8,500	8,500	8,500	8,500
732081 Visiting Judges	3,988	10,000	10,000	10,000	10,000	10,000	10,000	10,000
732165 Workshops and Meeting	49	0	0	0	0	0	0	0
	725,641	653,411	657,398	663,315	663,315	663,315	663,315	663,315

Department: 304 - Probate Court	OAKLAND COUNTY, MICHIGAN							
General Fund / General Purpose	FY2013 AND FY2014 AND FY2015 County Executive Budget Recommendation							

Account Number/Description	FY 2011 Actual	FY 2012		FY 2013 Amended Plan	FY 2014 Amended Plan	FY 2013 County Exec. Recommended	FY 2014 County Exec. Recommended	FY 2015 County Exec. Recommended
		Adopted Budget	Amended Budget					
Commodities								
750049 Computer Supplies	0	1,600	1,600	1,600	1,600	1,600	1,600	1,600
750119 Dry Goods and Clothing	1,685	400	400	400	400	400	400	400
750154 Expendable Equipment	0	0	0	0	0	12,000	12,000	12,000
750168 FA Proprietary Equipment Exp	0	12,000	19,350	12,000	12,000	0	0	0
750170 Other Expendable Equipment	19	0	0	0	0	0	0	0
750392 Metered Postage	22,897	38,220	38,220	38,220	38,220	38,220	38,220	38,220
750399 Office Supplies	28,179	23,889	24,025	23,889	23,889	23,889	23,889	23,889
	52,781	76,109	83,595	76,109	76,109	76,109	76,109	76,109
Capital Outlay								
760160 Furniture and Fixtures	2,066	0	0	0	0	0	0	0
	2,066	0	0	0	0	0	0	0
Operating Expenses	780,488	729,520	740,993	739,424	739,424	739,424	739,424	739,424
Internal Support								
Internal Services								
770631 Bldg Space Cost Allocation	317,894	330,391	330,391	330,644	350,266	331,774	350,412	352,287
770667 Convenience Copier	15,725	16,568	16,568	16,568	16,568	15,640	15,640	15,640
772618 Equipment Rental	22,900	41,088	41,088	41,088	41,088	97,728	97,728	97,728
773535 Info Tech CLEMIS	13,373	14,040	14,040	14,742	15,479	14,151	14,858	15,601
773630 Info Tech Development	16,728	0	16,555	0	0	0	0	0
773639 Info Tech Imaging Development	19,608	0	4,122	0	0	0	0	0
774636 Info Tech Operations	403,614	364,989	364,989	365,343	367,222	394,276	395,686	395,678
774677 Insurance Fund	11,667	11,666	11,666	11,666	11,666	11,673	11,673	11,673
775667 Mail Room	23,140	0	0	0	0	0	0	0
775754 Maintenance Department Charges	2,684	0	525	0	0	0	0	0
776666 Print Shop	171	0	0	0	0	0	0	0
778675 Telephone Communications	30,457	32,278	32,278	32,278	32,278	31,801	31,801	31,801
	877,960	811,020	832,223	812,329	834,567	897,043	917,798	920,408
Internal Support	877,960	811,020	832,223	812,329	834,567	897,043	917,798	920,408
Transfers/Other Sources (Uses)								
Transfers Out								
788001 Transfers Out	50,000	0	0	0	0	0	0	0
	50,000	0	0	0	0	0	0	0
Transfers/Other Sources (Uses)	50,000	0	0	0	0	0	0	0
Grand Total Expenditures	6,119,812	6,119,500	6,152,176	6,086,423	6,108,661	5,952,855	5,953,110	5,955,720

Department:	Probate Court	OAKLAND COUNTY, MICHIGAN
Organization:	30401 - Probate Court Administration	
Fund:	10100 - General	
		FY2013 AND FY2014 AND FY2015 County Executive Budget Recommendation

Account Number/Description	FY 2011 Actual	FY 2012		FY 2013 Amended Plan	FY 2014 Amended Plan	FY 2013 County Exec. Recommended	FY 2014 County Exec. Recommended	FY 2015 County Exec. Recommended
		Adopted Budget	Amended Budget					

Grand Total Revenues

Expenditures

Personnel									
Salaries									
702010	Salaries Regular	1,386,504	1,478,600	1,478,600	1,478,600	1,478,600	1,453,899	1,453,899	1,453,899
702030	Holiday	34,633	0	0	0	0	0	0	0
702050	Annual Leave	42,939	0	0	0	0	0	0	0
702080	Sick Leave	18,760	0	0	0	0	0	0	0
702140	Other Miscellaneous Salaries	0	0	0	0	0	5,355	0	0
702360	Short Term Disability	1,377	0	0	0	0	0	0	0
		<u>1,484,213</u>	<u>1,478,600</u>	<u>1,478,600</u>	<u>1,478,600</u>	<u>1,478,600</u>	<u>1,459,254</u>	<u>1,453,899</u>	<u>1,453,899</u>
Fringe Benefits									
722740	Fringe Benefits	0	0	0	0	0	3,145	0	0
722750	Workers Compensation	3,322	4,955	4,955	4,955	4,955	3,260	3,260	3,260
722760	Group Life	6,648	5,631	5,631	5,631	5,631	4,473	4,473	4,473
722770	Retirement	476,746	558,303	558,303	558,303	558,303	515,826	515,826	515,826
722780	Hospitalization	219,067	295,770	295,770	295,770	295,770	260,544	260,544	260,544
722790	Social Security	103,663	104,996	104,996	104,996	104,996	103,921	103,921	103,921
722800	Dental	18,115	21,550	21,550	21,550	21,550	19,974	19,974	19,974
722810	Disability	2,669	2,930	2,930	2,930	2,930	12,971	12,971	12,971
722820	Unemployment Insurance	6,508	5,617	5,617	5,617	5,617	3,315	3,315	3,315
722850	Optical	999	1,325	1,325	1,325	1,325	1,848	1,848	1,848
		<u>837,737</u>	<u>1,001,077</u>	<u>1,001,077</u>	<u>1,001,077</u>	<u>1,001,077</u>	<u>929,277</u>	<u>926,132</u>	<u>926,132</u>
		2,321,950	2,479,677	2,479,677	2,479,677	2,479,677	2,388,531	2,380,031	2,380,031
Personnel									
Operating Expenses									
Contractual Services									
730415	Court Reporter Services	906	3,000	3,000	3,000	3,000	3,000	3,000	3,000
731101	Library Continuations	7,951	16,981	16,981	16,981	16,981	16,981	16,981	16,981
731213	Membership Dues	0	5,500	5,500	5,500	5,500	500	500	500
731346	Personal Mileage	1,798	0	0	0	0	0	0	0
732018	Travel and Conference	1,099	8,500	8,500	8,500	8,500	2,000	2,000	2,000
732081	Visiting Judges	3,558	10,000	10,000	10,000	10,000	7,000	7,000	7,000
		<u>15,313</u>	<u>43,981</u>	<u>43,981</u>	<u>43,981</u>	<u>43,981</u>	<u>29,481</u>	<u>29,481</u>	<u>29,481</u>
		15,313	43,981	43,981	43,981	43,981	29,481	29,481	29,481
Operating Expenses									
Internal Support									
Internal Services									
770631	Bldg Space Cost Allocation	177,115	184,078	184,078	184,219	195,152	184,849	195,233	196,278
773630	Info Tech Development	196	0	0	0	0	0	0	0
774636	Info Tech Operations	111,145	98,186	98,186	98,282	98,801	89,717	90,037	90,037
775754	Maintenance Department Charges	6	0	0	0	0	0	0	0
778675	Telephone Communications	10,132	10,720	10,720	10,720	10,720	10,635	10,635	10,635

Department:	Probate Court	OAKLAND COUNTY, MICHIGAN
Organization:	30401 - Probate Court Administration	
Fund:	10100 - General	
		FY2013 AND FY2014 AND FY2015 County Executive Budget Recommendation

Account Number/Description	FY 2011 Actual	FY 2012		FY 2013 Amended Plan	FY 2014 Amended Plan	FY 2013 County Exec. Recommended	FY 2014 County Exec. Recommended	FY 2015 County Exec. Recommended
		Adopted Budget	Amended Budget					
Internal Support	298,593	292,984	292,984	293,221	304,673	285,201	295,905	296,950
Transfers/Other Sources (Uses)	298,593	292,984	292,984	293,221	304,673	285,201	295,905	296,950
Transfers Out								
788001 Transfers Out	50,000	0	0	0	0	0	0	0
	50,000	0	0	0	0	0	0	0
Transfers/Other Sources (Uses)	50,000	0	0	0	0	0	0	0
Grand Total Expenditures	2,685,856	2,816,642	2,816,642	2,816,879	2,828,331	2,703,213	2,705,417	2,706,462

Department:	Probate Court	OAKLAND COUNTY, MICHIGAN
Organization:	30404 - Probate Estates and Mental	
Fund:	10100 - General	
		FY2013 AND FY2014 AND FY2015 County Executive Budget Recommendation

Account Number/Description	FY 2011 Actual	FY 2012		FY 2013 Amended Plan	FY 2014 Amended Plan	FY 2013 County Exec. Recommended	FY 2014 County Exec. Recommended	FY 2015 County Exec. Recommended
		Adopted Budget	Amended Budget					

Revenues

Revenue		FY 2011 Actual	FY 2012 Adopted Budget	FY 2012 Amended Budget	FY 2013 Amended Plan	FY 2014 Amended Plan	FY 2013 County Exec. Recommended	FY 2014 County Exec. Recommended	FY 2015 County Exec. Recommended
Charges for Services									
630007	Account Filings Probate	22,070	25,000	25,000	25,000	25,000	25,000	25,000	25,000
630063	Ancillary Fees	372	1,000	1,000	1,000	1,000	1,000	1,000	1,000
630098	Application and Admin Fee	350	200	200	200	200	200	200	200
630210	Certified Copies	124,683	120,000	120,000	120,000	120,000	120,000	120,000	120,000
630604	e Filing Fees	0	0	0	0	0	8,000	8,000	8,000
630789	Foreign Letter Ancillary	70	50	50	50	50	50	50	50
630854	Gross Estate Fees	221,735	250,000	250,000	250,000	250,000	250,000	250,000	250,000
631010	Judge On Line Services	5,280	4,000	4,000	4,000	4,000	4,000	4,000	4,000
631015	Jury Fees	1,170	500	500	500	500	500	500	500
631141	Marriage Ceremony	68	50	50	50	50	50	50	50
631155	Marriage Licenses	4	0	0	0	0	0	0	0
631253	Miscellaneous	305	200	200	200	200	200	200	200
631260	Miscellaneous Petitions	17,650	16,000	16,000	16,000	16,000	16,000	16,000	16,000
631281	Motion Fees	3,810	3,000	3,000	3,000	3,000	3,000	3,000	3,000
631351	Objection	2,760	2,000	2,000	2,000	2,000	2,000	2,000	2,000
631526	Photostats	22,457	20,000	20,000	20,000	20,000	20,000	20,000	20,000
631631	Psych Testing and Evaluation	600	0	0	0	0	0	0	0
631736	Refund Fees PD Def Attorney	50,819	50,000	50,000	50,000	50,000	50,000	50,000	50,000
631967	Safe Deposit Fee	220	300	300	300	300	300	300	300
632177	Statement and Proof of Claim	7,430	8,000	8,000	8,000	8,000	8,000	8,000	8,000
632492	Will Deposits	9,500	12,000	12,000	12,000	12,000	12,000	12,000	12,000
		491,352	512,300	512,300	512,300	512,300	520,300	520,300	520,300
Other Revenues									
670114	Cash Overages	22	0	0	0	0	0	0	0
		22	0	0	0	0	0	0	0
Revenue		491,374	512,300	512,300	512,300	512,300	520,300	520,300	520,300
Grand Total Revenues		491,374	512,300	512,300	512,300	512,300	520,300	520,300	520,300

Expenditures

Personnel		FY 2011 Actual	FY 2012 Adopted Budget	FY 2012 Amended Budget	FY 2013 Amended Plan	FY 2014 Amended Plan	FY 2013 County Exec. Recommended	FY 2014 County Exec. Recommended	FY 2015 County Exec. Recommended
Salaries									
702010	Salaries Regular	1,080,614	1,132,851	1,132,851	1,124,986	1,124,986	1,055,382	1,055,382	1,055,382
702030	Holiday	43,024	0	0	0	0	0	0	0
702050	Annual Leave	75,705	0	0	0	0	0	0	0
702080	Sick Leave	23,194	0	0	0	0	0	0	0
702140	Other Miscellaneous Salaries	0	0	0	0	0	7,560	0	0
702190	Workers Compensation Pay	848	0	0	0	0	0	0	0
702200	Death Leave	3,800	0	0	0	0	0	0	0
702240	Salary Adjustments	0	14,913	14,913	14,913	14,913	14,913	14,913	14,913

Department:	Probate Court	OAKLAND COUNTY, MICHIGAN
Organization:	30404 - Probate Estates and Mental	
Fund:	10100 - General	
		FY2013 AND FY2014 AND FY2015 County Executive Budget Recommendation

Account Number/Description	FY 2011 Actual	FY 2012		FY 2013 Amended Plan	FY 2014 Amended Plan	FY 2013 County Exec. Recommended	FY 2014 County Exec. Recommended	FY 2015 County Exec. Recommended
		Adopted Budget	Amended Budget					
702360 Short Term Disability	7,465	0	0	0	0	0	0	0
712020 Overtime	6,654	10,000	10,000	10,000	10,000	10,000	10,000	10,000
	1,241,302	1,157,764	1,157,764	1,149,899	1,149,899	1,087,855	1,080,295	1,080,295
Fringe Benefits								
722740 Fringe Benefits	0	0	0	0	0	4,440	0	0
722750 Workers Compensation	3,589	3,403	3,403	3,679	3,679	2,462	2,462	2,462
722760 Group Life	5,205	4,403	4,403	4,271	4,271	3,106	3,106	3,106
722770 Retirement	393,572	453,345	453,345	439,790	439,790	386,439	386,439	386,439
722780 Hospitalization	327,519	357,445	357,445	338,347	338,347	319,920	319,920	319,920
722790 Social Security	83,129	85,605	85,605	83,246	83,246	77,602	77,602	77,602
722800 Dental	24,706	22,989	22,989	21,616	21,616	21,223	21,223	21,223
722810 Disability	3,815	3,790	3,790	3,662	3,662	14,555	14,555	14,555
722820 Unemployment Insurance	5,414	4,307	4,307	4,277	4,277	3,908	3,908	3,908
722850 Optical	1,162	1,392	1,392	1,366	1,366	1,897	1,897	1,897
722900 Fringe Benefit Adjustments	0	4,840	4,840	4,840	4,840	4,450	4,450	4,450
	848,111	941,519	941,519	905,094	905,094	840,002	835,562	835,562
Personnel	2,089,414	2,099,283	2,099,283	2,054,993	2,054,993	1,927,857	1,915,857	1,915,857
Operating Expenses								
Contractual Services								
730072 Advertising	2,068	4,300	4,300	4,300	4,300	4,300	4,300	4,300
730226 Car Allowance	4,444	2,000	2,000	2,000	2,000	2,000	2,000	2,000
730240 Cash Shortage	41	0	0	0	0	0	0	0
730422 Court Transcripts	119	1,000	1,000	1,000	1,000	1,000	1,000	1,000
730450 Defense Atty Fees	302,511	215,648	215,648	225,552	225,552	225,552	225,552	225,552
730646 Equipment Maintenance	837	2,000	2,000	2,000	2,000	2,000	2,000	2,000
730688 Expert Witness Fee and Mileage	0	1,000	1,000	1,000	1,000	1,000	1,000	1,000
730723 Fees Guardian Ad Litem	254,164	247,294	247,294	247,294	247,294	247,294	247,294	247,294
730828 Guardian Review-Adult	4,840	5,000	5,000	5,000	5,000	5,000	5,000	5,000
730835 Guardian Review-Minor	385	5,000	5,000	5,000	5,000	5,000	5,000	5,000
730982 Interpreter Fees	2,878	3,000	3,000	3,000	3,000	3,000	3,000	3,000
731059 Laundry and Cleaning	7	0	0	0	0	0	0	0
731192 Medical Services Guardianship	28,969	5,000	5,000	5,000	5,000	5,000	5,000	5,000
731206 Medical Services Probate Exam	21,525	30,600	30,600	30,600	30,600	30,600	30,600	30,600
731213 Membership Dues	4,170	0	0	0	0	5,000	5,000	5,000
731339 Periodicals Books Publ Sub	934	0	0	0	0	0	0	0
731346 Personal Mileage	214	3,480	3,480	3,480	3,480	3,480	3,480	3,480
731388 Printing	7,049	17,028	17,028	17,028	17,028	17,028	17,028	17,028
731458 Professional Services	68,866	67,080	67,080	67,080	67,080	67,080	67,080	67,080
731577 Refund Prior Years Revenue	30	0	0	0	0	0	0	0
731822 Special Projects	3,523	0	3,987	0	0	0	0	0
732018 Travel and Conference	2,277	0	0	0	0	6,500	6,500	6,500
732081 Visiting Judges	430	0	0	0	0	3,000	3,000	3,000
732165 Workshops and Meeting	49	0	0	0	0	0	0	0
	710,329	609,430	613,417	619,334	619,334	633,834	633,834	633,834

Department:	Probate Court	OAKLAND COUNTY, MICHIGAN						
Organization:	30404 - Probate Estates and Mental							
Fund:	10100 - General							
		FY2013 AND FY2014 AND FY2015 County Executive Budget Recommendation						

Account Number/Description	FY 2011 Actual	FY 2012		FY 2013 Amended Plan	FY 2014 Amended Plan	FY 2013 County Exec. Recommended	FY 2014 County Exec. Recommended	FY 2015 County Exec. Recommended
		Adopted Budget	Amended Budget					
Commodities								
750049	Computer Supplies	0	1,600	1,600	1,600	1,600	1,600	1,600
750119	Dry Goods and Clothing	1,685	400	400	400	400	400	400
750154	Expendable Equipment	0	0	0	0	12,000	12,000	12,000
750168	FA Proprietary Equipment Exp	0	12,000	19,350	12,000	0	0	0
750170	Other Expendable Equipment	19	0	0	0	0	0	0
750392	Metered Postage	22,897	38,220	38,220	38,220	38,220	38,220	38,220
750399	Office Supplies	28,179	23,889	24,025	23,889	23,889	23,889	23,889
		52,781	76,109	83,595	76,109	76,109	76,109	76,109
Capital Outlay								
760160	Furniture and Fixtures	2,066	0	0	0	0	0	0
		2,066	0	0	0	0	0	0
Operating Expenses		765,175	685,539	697,012	695,443	695,443	709,943	709,943
Internal Support								
Internal Services								
770631	Bldg Space Cost Allocation	140,779	146,313	146,313	146,425	155,114	146,925	156,009
770667	Convenience Copier	15,725	16,568	16,568	16,568	16,568	15,640	15,640
772618	Equipment Rental	22,900	41,088	41,088	41,088	41,088	97,728	97,728
773535	Info Tech CLEMIS	13,373	14,040	14,040	14,742	15,479	14,151	15,601
773630	Info Tech Development	16,532	0	16,555	0	0	0	0
773639	Info Tech Imaging Development	19,608	0	4,122	0	0	0	0
774636	Info Tech Operations	292,469	266,803	266,803	267,061	268,421	304,559	305,641
774677	Insurance Fund	11,667	11,666	11,666	11,666	11,666	11,673	11,673
775667	Mail Room	23,140	0	0	0	0	0	0
775754	Maintenance Department Charges	2,678	0	525	0	0	0	0
776666	Print Shop	171	0	0	0	0	0	0
778675	Telephone Communications	20,325	21,558	21,558	21,558	21,558	21,166	21,166
		579,367	518,036	539,239	519,108	529,894	611,842	621,893
Internal Support		579,367	518,036	539,239	519,108	529,894	611,842	621,893
Grand Total Expenditures		3,433,956	3,302,858	3,335,534	3,269,544	3,280,330	3,249,642	3,249,258

Department:	401 - Prosecuting Attorney	OAKLAND COUNTY, MICHIGAN						
General Fund / General Purpose		FY2013 AND FY2014 AND FY2015 County Executive Budget Recommendation						

Account Number/Description	FY 2011 Actual	FY 2012		FY 2013 Amended Plan	FY 2014 Amended Plan	FY 2013 County Exec. Recommended	FY 2014 County Exec. Recommended	FY 2015 County Exec. Recommended
		Adopted Budget	Amended Budget					

Revenues

Revenue									
Federal Grants									
610313	Federal Operating Grants	78,698	129,243	129,243	129,243	129,243	67,500	67,500	67,500
		78,698	129,243	129,243	129,243	129,243	67,500	67,500	67,500
State Grants									
615571	State Operating Grants	78,698	129,243	129,243	129,243	129,243	67,500	67,500	67,500
		78,698	129,243	129,243	129,243	129,243	67,500	67,500	67,500
Charges for Services									
630602	Educational Training	7,590	6,100	6,100	6,100	6,100	6,100	6,100	6,100
630660	Extradition Recovery Fee	34,546	0	0	0	0	0	0	0
630791	Forensic Lab Fees	379	2,400	2,400	2,400	2,400	2,400	2,400	2,400
631239	Microfilming	3,359	0	0	0	0	0	0	0
631253	Miscellaneous	65,610	115,000	115,000	115,000	115,000	115,000	115,000	115,000
631617	Program Income	26,203	51,900	51,900	51,900	51,900	51,900	51,900	51,900
631827	Reimb General	47,504	56,000	56,000	56,000	56,000	66,000	66,000	66,000
632163	State Approp Victim Witness	188,452	188,900	188,900	188,900	188,900	188,900	188,900	188,900
632478	Welfare Fraud Case Review	5,513	12,000	12,000	12,000	12,000	12,000	12,000	12,000
		379,157	432,300	432,300	432,300	432,300	442,300	442,300	442,300
Contributions									
650301	Donations	276,100	300,697	300,697	0	0	0	0	0
		276,100	300,697	300,697	0	0	0	0	0
Other Revenues									
670285	Enhancement Funds	82,624	50,608	39,192	50,608	50,608	50,608	50,608	50,608
		82,624	50,608	39,192	50,608	50,608	50,608	50,608	50,608
Revenue		895,277	1,042,091	1,030,675	741,394	741,394	627,908	627,908	627,908
Grand Total Revenues		895,277	1,042,091	1,030,675	741,394	741,394	627,908	627,908	627,908

Expenditures

Personnel									
Salaries									
702010	Salaries Regular	7,977,321	9,635,550	9,635,550	9,606,068	9,606,068	9,496,446	9,496,446	9,496,446
702030	Holiday	331,809	0	0	0	0	0	0	0
702050	Annual Leave	511,058	0	0	0	0	0	0	0
702080	Sick Leave	172,008	0	0	0	0	0	0	0
702100	Retroactive	1,141	0	0	0	0	0	0	0
702120	Jury Duty	7,775	0	0	0	0	0	0	0
702140	Other Miscellaneous Salaries	0	0	0	0	0	42,210	0	0
702200	Death Leave	11,031	0	0	0	0	0	0	0
702360	Short Term Disability	59,221	0	0	0	0	0	0	0
712020	Overtime	82,972	77,840	77,840	77,840	77,840	57,519	57,519	57,519

Department: 401 - Prosecuting Attorney	OAKLAND COUNTY, MICHIGAN
General Fund / General Purpose	FY2013 AND FY2014 AND FY2015 County Executive Budget Recommendation

Account Number/Description	FY 2011 Actual	FY 2012		FY 2013 Amended Plan	FY 2014 Amended Plan	FY 2013 County Exec. Recommended	FY 2014 County Exec. Recommended	FY 2015 County Exec. Recommended
		Adopted Budget	Amended Budget					
712040 Holiday Overtime	1,868	0	0	0	0	0	0	0
712090 On Call	28,600	28,600	28,600	28,600	28,600	28,600	28,600	28,600
	9,184,803	9,741,990	9,741,990	9,712,508	9,712,508	9,624,775	9,582,565	9,582,565
<u>Fringe Benefits</u>								
722740 Fringe Benefits	2,161	0	0	0	0	24,790	0	0
722750 Workers Compensation	26,130	27,094	27,094	27,028	27,028	28,453	28,453	28,453
722760 Group Life	40,253	36,406	36,406	36,266	36,266	28,750	28,750	28,750
722770 Retirement	3,195,234	3,885,961	3,885,961	3,874,065	3,874,065	3,650,147	3,650,147	3,650,147
722780 Hospitalization	1,262,973	1,671,047	1,671,047	1,656,505	1,656,505	1,591,256	1,591,256	1,591,256
722790 Social Security	661,434	715,626	715,626	713,371	713,371	709,042	709,042	709,042
722800 Dental	106,497	119,842	119,842	119,072	119,072	116,906	116,906	116,906
722810 Disability	25,842	28,093	28,093	27,982	27,982	133,148	133,148	133,148
722820 Unemployment Insurance	40,043	36,630	36,630	36,518	36,518	34,559	34,559	34,559
722850 Optical	6,542	8,070	8,070	7,991	7,991	12,131	12,131	12,131
722900 Fringe Benefit Adjustments	2,561	96,434	96,434	96,434	96,434	47,366	47,366	47,366
	5,369,669	6,625,203	6,625,203	6,595,232	6,595,232	6,376,548	6,351,758	6,351,758
Personnel	14,554,472	16,367,193	16,367,193	16,307,740	16,307,740	16,001,323	15,934,323	15,934,323
<u>Operating Expenses</u>								
<u>Contractual Services</u>								
730072 Advertising	792	0	0	0	0	0	0	0
730114 Auction Expense	1	0	0	0	0	0	0	0
730240 Cash Shortage	0	0	0	0	0	0	0	0
730303 Clothing Allowance	1,125	1,500	1,500	1,500	1,500	1,500	1,500	1,500
730338 Computer Research Service	75,381	69,000	69,000	69,000	69,000	69,000	69,000	69,000
730415 Court Reporter Services	158	0	0	0	0	0	0	0
730422 Court Transcripts	24,994	19,000	19,000	19,000	19,000	19,000	19,000	19,000
730646 Equipment Maintenance	2,441	1,300	1,647	1,300	1,300	1,300	1,300	1,300
730688 Expert Witness Fee and Mileage	32,849	35,989	74,078	35,989	35,989	35,989	35,989	35,989
730695 Extradition Expense	41,811	32,517	32,517	32,517	32,517	32,517	32,517	32,517
730730 Filing Fees	25,034	22,000	22,000	22,000	22,000	22,000	22,000	22,000
730772 Freight and Express	1,588	2,000	2,000	2,000	2,000	2,000	2,000	2,000
731101 Library Continuations	57,210	26,900	26,900	26,900	26,900	36,900	36,900	36,900
731213 Membership Dues	42,496	47,000	42,181	47,000	47,000	47,000	47,000	47,000
731220 Microfilming and Reproductions	1,115	3,500	3,500	3,500	3,500	3,500	3,500	3,500
731241 Miscellaneous	1,105	575	575	575	575	575	575	575
731339 Periodicals Books Publ Sub	4,776	8,000	8,000	8,000	8,000	8,000	8,000	8,000
731346 Personal Mileage	33,263	48,367	38,367	48,367	48,367	48,367	48,367	48,367
731388 Printing	39,846	59,564	33,753	59,564	59,564	54,562	54,562	54,562
731458 Professional Services	4,602	15,000	10,000	15,000	15,000	15,000	15,000	15,000
731577 Refund Prior Years Revenue	100	0	0	0	0	0	0	0
731941 Training	120	18,000	18,000	18,000	18,000	18,000	18,000	18,000
731962 Transcript on Appeals	241	4,000	4,000	4,000	4,000	4,000	4,000	4,000
731990 Transition Expense	650	0	8,300	0	0	0	0	0
732018 Travel and Conference	430	20,000	20,000	20,000	20,000	15,000	15,000	15,000
732020 Travel Employee Taxable Meals	30	0	0	0	0	0	0	0

Department:	401 - Prosecuting Attorney	OAKLAND COUNTY, MICHIGAN							
General Fund / General Purpose		FY2013 AND FY2014 AND FY2015 County Executive Budget Recommendation							

Account Number/Description	FY 2011 Actual	FY 2012		FY 2013 Amended Plan	FY 2014 Amended Plan	FY 2013 County Exec. Recommended	FY 2014 County Exec. Recommended	FY 2015 County Exec. Recommended
		Adopted Budget	Amended Budget					
732158 Witness Fees and Mileage	57,845	50,000	88,089	50,000	50,000	50,000	50,000	50,000
732165 Workshops and Meeting	9,346	0	0	0	0	0	0	0
	459,344	484,212	523,407	484,212	484,212	484,210	484,210	484,210
Commodities								
750154 Expendable Equipment	430	5,000	16,180	5,000	5,000	5,000	5,000	5,000
750170 Other Expendable Equipment	1,257	0	3,833	0	0	0	0	0
750392 Metered Postage	11,215	26,966	26,966	26,966	26,966	29,831	29,831	29,831
750399 Office Supplies	69,682	60,925	60,925	60,925	60,925	60,925	60,925	60,925
750462 Provisions	0	700	700	700	700	700	700	700
750490 Security Supplies	0	5,000	10,000	5,000	5,000	5,000	5,000	5,000
750511 Special Event Supplies	516	0	0	0	0	0	0	0
	83,100	98,591	118,604	98,591	98,591	101,456	101,456	101,456
Operating Expenses	542,445	582,803	642,011	582,803	582,803	585,666	585,666	585,666
Internal Support								
Internal Services								
770631 Bldg Space Cost Allocation	914,536	950,892	950,892	951,620	1,008,094	954,872	1,008,516	1,013,912
770667 Convenience Copier	57,052	50,757	50,757	50,757	50,757	56,926	56,926	56,926
773535 Info Tech CLEMIS	19,400	20,371	20,371	21,390	22,459	20,530	21,556	22,634
773630 Info Tech Development	173,427	0	68,949	0	0	0	0	0
774636 Info Tech Operations	680,237	638,060	638,060	638,636	640,922	608,311	610,487	610,487
774677 Insurance Fund	5,706	5,706	5,706	5,706	5,706	5,709	5,709	5,709
775667 Mail Room	11,720	0	0	0	0	0	0	0
775754 Maintenance Department Charges	17,510	0	10,104	0	0	0	0	0
776659 Motor Pool Fuel Charges	12,453	14,500	14,500	14,500	14,500	14,500	14,500	14,500
776661 Motor Pool	45,489	45,000	45,000	45,000	45,000	45,000	45,000	45,000
776666 Print Shop	1,358	0	0	0	0	0	0	0
777560 Radio Communications	3,047	5,805	5,805	5,805	5,805	5,805	5,805	5,805
778675 Telephone Communications	73,838	67,565	67,565	67,565	67,565	73,444	73,444	73,444
	2,015,773	1,798,656	1,877,710	1,800,979	1,860,808	1,785,097	1,841,943	1,848,417
Internal Support	2,015,773	1,798,656	1,877,710	1,800,979	1,860,808	1,785,097	1,841,943	1,848,417
Transfers/Other Sources (Uses)								
Transfers Out								
788001 Transfers Out	1,069,730	855,589	1,070,803	855,589	855,589	855,589	855,589	855,589
	1,069,730	855,589	1,070,803	855,589	855,589	855,589	855,589	855,589
Transfers/Other Sources (Uses)	1,069,730	855,589	1,070,803	855,589	855,589	855,589	855,589	855,589
Grand Total Expenditures	18,182,420	19,604,241	19,957,717	19,547,111	19,606,940	19,227,675	19,217,521	19,223,995

Department:	Prosecuting Attorney	OAKLAND COUNTY, MICHIGAN						
Organization:	40101 - Prosecuting Attorney Admin							
Fund:	10100 - General							
		FY2013 AND FY2014 AND FY2015 County Executive Budget Recommendation						

Account Number/Description	FY 2011 Actual	FY 2012		FY 2013 Amended Plan	FY 2014 Amended Plan	FY 2013 County Exec. Recommended	FY 2014 County Exec. Recommended	FY 2015 County Exec. Recommended
		Adopted Budget	Amended Budget					

Revenues									
Revenue									
Federal Grants									
610313	Federal Operating Grants	78,698	129,243	129,243	129,243	129,243	67,500	67,500	67,500
		78,698	129,243	129,243	129,243	129,243	67,500	67,500	67,500
State Grants									
615571	State Operating Grants	78,698	129,243	129,243	129,243	129,243	67,500	67,500	67,500
		78,698	129,243	129,243	129,243	129,243	67,500	67,500	67,500
Charges for Services									
630602	Educational Training	7,590	6,100	6,100	6,100	6,100	6,100	6,100	6,100
630660	Extradition Recovery Fee	34,546	0	0	0	0	0	0	0
630791	Forensic Lab Fees	379	2,400	2,400	2,400	2,400	2,400	2,400	2,400
631239	Microfilming	3,359	0	0	0	0	0	0	0
631253	Miscellaneous	65,610	115,000	115,000	115,000	115,000	115,000	115,000	115,000
631617	Program Income	26,203	51,900	51,900	51,900	51,900	51,900	51,900	51,900
631827	Reimb General	47,504	56,000	56,000	56,000	56,000	66,000	66,000	66,000
632163	State Approp Victim Witness	188,452	188,900	188,900	188,900	188,900	188,900	188,900	188,900
632478	Welfare Fraud Case Review	5,513	12,000	12,000	12,000	12,000	12,000	12,000	12,000
		379,157	432,300	432,300	432,300	432,300	442,300	442,300	442,300
Contributions									
650301	Donations	276,100	18,193	18,193	0	0	0	0	0
		276,100	18,193	18,193	0	0	0	0	0
Other Revenues									
670285	Enhancement Funds	82,624	50,608	39,192	50,608	50,608	50,608	50,608	50,608
		82,624	50,608	39,192	50,608	50,608	50,608	50,608	50,608
Revenue		895,277	759,587	748,171	741,394	741,394	627,908	627,908	627,908
Grand Total Revenues		895,277	759,587	748,171	741,394	741,394	627,908	627,908	627,908

Expenditures									
Personnel									
Salaries									
702010	Salaries Regular	1,347,036	1,368,459	1,368,459	1,368,459	1,368,459	1,304,935	1,304,935	1,304,935
702030	Holiday	40,383	0	0	0	0	0	0	0
702050	Annual Leave	60,784	0	0	0	0	0	0	0
702080	Sick Leave	19,459	0	0	0	0	0	0	0
702140	Other Miscellaneous Salaries	0	0	0	0	0	7,560	0	0
702200	Death Leave	976	0	0	0	0	0	0	0
702360	Short Term Disability	9,269	0	0	0	0	0	0	0
712020	Overtime	30,902	25,000	25,000	25,000	25,000	4,679	4,679	4,679
712040	Holiday Overtime	567	0	0	0	0	0	0	0

Department:	Prosecuting Attorney	OAKLAND COUNTY, MICHIGAN						
Organization:	40101 - Prosecuting Attorney Admin							
Fund:	10100 - General							
		FY2013 AND FY2014 AND FY2015 County Executive Budget Recommendation						

Account Number/Description	FY 2011 Actual	FY 2012		FY 2013 Amended Plan	FY 2014 Amended Plan	FY 2013 County Exec. Recommended	FY 2014 County Exec. Recommended	FY 2015 County Exec. Recommended
		Adopted Budget	Amended Budget					
712090 On Call	400	0	0	0	0	0	0	0
	1,509,776	1,393,459	1,393,459	1,393,459	1,393,459	1,317,174	1,309,614	1,309,614
Fringe Benefits								
722740 Fringe Benefits	2,161	0	0	0	0	4,440	0	0
722750 Workers Compensation	3,515	3,637	3,637	3,637	3,637	3,028	3,028	3,028
722760 Group Life	6,323	4,779	4,779	4,779	4,779	3,826	3,826	3,826
722770 Retirement	490,358	532,856	532,856	532,856	532,856	487,749	487,749	487,749
722780 Hospitalization	218,212	272,288	272,288	272,288	272,288	264,944	264,944	264,944
722790 Social Security	97,913	94,635	94,635	94,635	94,635	91,440	91,440	91,440
722800 Dental	19,195	20,020	20,020	20,020	20,020	20,050	20,050	20,050
722810 Disability	3,762	3,727	3,727	3,727	3,727	15,697	15,697	15,697
722820 Unemployment Insurance	6,610	5,204	5,204	5,204	5,204	4,254	4,254	4,254
722850 Optical	1,292	1,502	1,502	1,502	1,502	2,210	2,210	2,210
722900 Fringe Benefit Adjustments	0	22,650	22,650	22,650	22,650	11,125	11,125	11,125
	849,340	961,298	961,298	961,298	961,298	908,763	904,323	904,323
Personnel	2,359,116	2,354,757	2,354,757	2,354,757	2,354,757	2,225,937	2,213,937	2,213,937
Operating Expenses								
Contractual Services								
730072 Advertising	792	0	0	0	0	0	0	0
730114 Auction Expense	1	0	0	0	0	0	0	0
730240 Cash Shortage	0	0	0	0	0	0	0	0
730338 Computer Research Service	80,368	69,000	69,000	69,000	69,000	69,000	69,000	69,000
730415 Court Reporter Services	158	0	0	0	0	0	0	0
730422 Court Transcripts	24,994	19,000	19,000	19,000	19,000	19,000	19,000	19,000
730646 Equipment Maintenance	2,441	1,300	1,647	1,300	1,300	1,300	1,300	1,300
730688 Expert Witness Fee and Mileage	32,849	35,989	74,078	35,989	35,989	35,989	35,989	35,989
730695 Extradition Expense	41,811	32,517	32,517	32,517	32,517	32,517	32,517	32,517
730730 Filing Fees	25,034	22,000	22,000	22,000	22,000	22,000	22,000	22,000
730772 Freight and Express	1,568	2,000	2,000	2,000	2,000	2,000	2,000	2,000
731101 Library Continuations	57,210	26,900	26,900	26,900	26,900	36,900	36,900	36,900
731213 Membership Dues	42,496	47,000	42,181	47,000	47,000	47,000	47,000	47,000
731220 Microfilming and Reproductions	1,115	3,500	3,500	3,500	3,500	3,500	3,500	3,500
731241 Miscellaneous	1,105	575	575	575	575	575	575	575
731339 Periodicals Books Publ Sub	4,776	8,000	8,000	8,000	8,000	8,000	8,000	8,000
731346 Personal Mileage	2,768	4,914	4,914	4,914	4,914	4,914	4,914	4,914
731388 Printing	39,846	59,564	33,753	59,564	59,564	54,562	54,562	54,562
731458 Professional Services	4,602	15,000	10,000	15,000	15,000	15,000	15,000	15,000
731577 Refund Prior Years Revenue	100	0	0	0	0	0	0	0
731941 Training	120	18,000	18,000	18,000	18,000	18,000	18,000	18,000
731962 Transcript on Appeals	241	4,000	4,000	4,000	4,000	4,000	4,000	4,000
731990 Transition Expense	650	0	8,300	0	0	0	0	0
732018 Travel and Conference	430	20,000	20,000	20,000	20,000	15,000	15,000	15,000
732158 Witness Fees and Mileage	57,845	50,000	88,089	50,000	50,000	50,000	50,000	50,000
732165 Workshops and Meeting	9,346	0	0	0	0	0	0	0

Department:	Prosecuting Attorney	OAKLAND COUNTY, MICHIGAN
Organization:	40101 - Prosecuting Attorney Admin	
Fund:	10100 - General	

FY2013 AND FY2014 AND FY2015 County Executive Budget Recommendation

Account Number/Description	FY 2011 Actual	FY 2012		FY 2013 Amended Plan	FY 2014 Amended Plan	FY 2013 County Exec. Recommended	FY 2014 County Exec. Recommended	FY 2015 County Exec. Recommended
		Adopted Budget	Amended Budget					
	432,662	439,259	488,454	439,259	439,259	439,257	439,257	439,257
Commodities								
750154 Expendable Equipment	430	5,000	16,180	5,000	5,000	5,000	5,000	5,000
750170 Other Expendable Equipment	1,257	0	3,833	0	0	0	0	0
750392 Metered Postage	11,215	26,966	26,966	26,966	26,966	29,831	29,831	29,831
750399 Office Supplies	69,682	60,925	60,925	60,925	60,925	60,925	60,925	60,925
750462 Provisions	0	700	700	700	700	700	700	700
750490 Security Supplies	0	5,000	10,000	5,000	5,000	5,000	5,000	5,000
750511 Special Event Supplies	516	0	0	0	0	0	0	0
	83,100	98,591	118,604	98,591	98,591	101,456	101,456	101,456
Operating Expenses	515,762	537,850	607,058	537,850	537,850	540,713	540,713	540,713
Internal Support								
Internal Services								
770631 Bldg Space Cost Allocation	914,536	950,892	950,892	951,620	1,008,094	954,872	1,008,516	1,013,912
770667 Convenience Copier	57,052	50,757	50,757	50,757	50,757	56,926	56,926	56,926
773535 Info Tech CLEMIS	19,400	20,371	20,371	21,390	22,459	20,530	21,556	22,634
773630 Info Tech Development	173,427	0	68,949	0	0	0	0	0
774636 Info Tech Operations	680,237	638,060	638,060	638,636	640,922	606,006	608,174	608,174
774677 Insurance Fund	5,706	5,706	5,706	5,706	5,706	5,709	5,709	5,709
775667 Mail Room	11,720	0	0	0	0	0	0	0
775754 Maintenance Department Charges	17,510	0	10,104	0	0	0	0	0
776659 Motor Pool Fuel Charges	12,453	14,500	14,500	14,500	14,500	14,500	14,500	14,500
776661 Motor Pool	45,489	45,000	45,000	45,000	45,000	45,000	45,000	45,000
776666 Print Shop	1,358	0	0	0	0	0	0	0
777560 Radio Communications	3,047	5,805	5,805	5,805	5,805	5,805	5,805	5,805
778675 Telephone Communications	73,838	67,565	67,565	67,565	67,565	73,444	73,444	73,444
	2,015,773	1,798,656	1,877,710	1,800,979	1,860,808	1,782,792	1,839,630	1,846,104
Internal Support	2,015,773	1,798,656	1,877,710	1,800,979	1,860,808	1,782,792	1,839,630	1,846,104
Transfers/Other Sources (Uses)								
Transfers Out								
788001 Transfers Out	17,671	0	0	0	0	0	0	0
	17,671	0	0	0	0	0	0	0
Transfers/Other Sources (Uses)	17,671	0	0	0	0	0	0	0
Grand Total Expenditures	4,908,323	4,691,263	4,839,525	4,693,586	4,753,415	4,549,442	4,594,280	4,600,754

Department:	Prosecuting Attorney	OAKLAND COUNTY, MICHIGAN						
Organization:	40102 - Prosecuting Atty Litigation							
Fund:	10100 - General							
		FY2013 AND FY2014 AND FY2015 County Executive Budget Recommendation						

Account Number/Description	FY 2011 Actual	FY 2012		FY 2013 Amended Plan	FY 2014 Amended Plan	FY 2013 County Exec. Recommended	FY 2014 County Exec. Recommended	FY 2015 County Exec. Recommended
		Adopted Budget	Amended Budget					
Revenues								
Revenue								
Contributions								
650301 Donations	0	205,353	205,353	0	0	0	0	0
	0	205,353	205,353	0	0	0	0	0
Revenue	0	205,353	205,353	0	0	0	0	0
Grand Total Revenues	0	205,353	205,353	0	0	0	0	0

Expenditures

Personnel								
Salaries								
702010 Salaries Regular	4,741,571	5,898,768	5,898,768	5,898,768	5,898,768	5,825,916	5,825,916	5,825,916
702030 Holiday	205,345	0	0	0	0	0	0	0
702050 Annual Leave	287,288	0	0	0	0	0	0	0
702080 Sick Leave	111,837	0	0	0	0	0	0	0
702120 Jury Duty	7,225	0	0	0	0	0	0	0
702140 Other Miscellaneous Salaries	0	0	0	0	0	24,885	0	0
702200 Death Leave	7,220	0	0	0	0	0	0	0
702360 Short Term Disability	39,611	0	0	0	0	0	0	0
712020 Overtime	29,463	17,000	17,000	17,000	17,000	17,000	17,000	17,000
712040 Holiday Overtime	860	0	0	0	0	0	0	0
712090 On Call	17,000	0	0	0	0	0	0	0
	5,447,420	5,915,768	5,915,768	5,915,768	5,915,768	5,867,801	5,842,916	5,842,916
Fringe Benefits								
722740 Fringe Benefits	0	0	0	0	0	14,615	0	0
722750 Workers Compensation	17,435	18,151	18,151	18,151	18,151	20,126	20,126	20,126
722760 Group Life	24,595	22,509	22,509	22,509	22,509	17,655	17,655	17,655
722770 Retirement	1,898,383	2,378,523	2,378,523	2,378,523	2,378,523	2,232,659	2,232,659	2,232,659
722780 Hospitalization	732,720	984,456	984,456	984,456	984,456	937,014	937,014	937,014
722790 Social Security	400,506	442,701	442,701	442,701	442,701	439,018	439,018	439,018
722800 Dental	61,499	71,514	71,514	71,514	71,514	67,882	67,882	67,882
722810 Disability	15,703	17,321	17,321	17,321	17,321	83,198	83,198	83,198
722820 Unemployment Insurance	23,708	22,424	22,424	22,424	22,424	21,554	21,554	21,554
722850 Optical	3,655	4,616	4,616	4,616	4,616	7,022	7,022	7,022
722900 Fringe Benefit Adjustments	2,561	15,402	15,402	15,402	15,402	7,565	7,565	7,565
	3,180,763	3,977,617	3,977,617	3,977,617	3,977,617	3,848,308	3,833,693	3,833,693
Personnel	8,628,183	9,893,385	9,893,385	9,893,385	9,893,385	9,716,109	9,676,609	9,676,609
Operating Expenses								
Contractual Services								
730303 Clothing Allowance	1,125	1,500	1,500	1,500	1,500	1,500	1,500	1,500
730338 Computer Research Service	(4,987)	0	0	0	0	0	0	0

Department:	Prosecuting Attorney	OAKLAND COUNTY, MICHIGAN
Organization:	40102 - Prosecuting Atty Litigation	
Fund:	10100 - General	
FY2013 AND FY2014 AND FY2015 County Executive Budget Recommendation		

Account Number/Description	FY 2011 Actual	FY 2012		FY 2013 Amended Plan	FY 2014 Amended Plan	FY 2013 County Exec. Recommended	FY 2014 County Exec. Recommended	FY 2015 County Exec. Recommended
		Adopted Budget	Amended Budget					
730772 Freight and Express	20	0	0	0	0	0	0	0
731346 Personal Mileage	24,009	31,796	21,796	31,796	31,796	31,796	31,796	31,796
732020 Travel Employee Taxable Meals	30	0	0	0	0	0	0	0
	20,197	33,296	23,296	33,296	33,296	33,296	33,296	33,296
Operating Expenses	20,197	33,296	23,296	33,296	33,296	33,296	33,296	33,296
Transfers/Other Sources (Uses)								
Transfers Out								
788001 Transfers Out	1,052,059	855,589	1,070,803	855,589	855,589	855,589	855,589	855,589
	1,052,059	855,589	1,070,803	855,589	855,589	855,589	855,589	855,589
Transfers/Other Sources (Uses)	1,052,059	855,589	1,070,803	855,589	855,589	855,589	855,589	855,589
Grand Total Expenditures	9,700,438	10,782,270	10,987,484	10,782,270	10,782,270	10,604,994	10,565,494	10,565,494

Department:	Prosecuting Attorney	OAKLAND COUNTY, MICHIGAN
Organization:	40103 - Prosecuting - Warrants	
Fund:	10100 - General	

FY2013 AND FY2014 AND FY2015 County Executive Budget Recommendation

Account Number/Description	FY 2011 Actual	FY 2012		FY 2013 Amended Plan	FY 2014 Amended Plan	FY 2013 County Exec. Recommended	FY 2014 County Exec. Recommended	FY 2015 County Exec. Recommended
		Adopted Budget	Amended Budget					
Revenues								
Revenue								
Contributions								
650301 Donations	0	39,358	39,358	0	0	0	0	0
	0	39,358	39,358	0	0	0	0	0
Revenue	0	39,358	39,358	0	0	0	0	0
Grand Total Revenues	0	39,358	39,358	0	0	0	0	0

Expenditures

Personnel								
Salaries								
702010 Salaries Regular	1,076,634	1,305,806	1,305,806	1,276,324	1,276,324	1,280,839	1,280,839	1,280,839
702030 Holiday	48,970	0	0	0	0	0	0	0
702050 Annual Leave	85,025	0	0	0	0	0	0	0
702080 Sick Leave	24,631	0	0	0	0	0	0	0
702140 Other Miscellaneous Salaries	0	0	0	0	0	5,670	0	0
702200 Death Leave	1,245	0	0	0	0	0	0	0
702360 Short Term Disability	9,002	0	0	0	0	0	0	0
712020 Overtime	20,412	28,000	28,000	28,000	28,000	28,000	28,000	28,000
712040 Holiday Overtime	441	0	0	0	0	0	0	0
712090 On Call	11,200	28,600	28,600	28,600	28,600	28,600	28,600	28,600
	1,277,560	1,362,406	1,362,406	1,332,924	1,332,924	1,343,109	1,337,439	1,337,439
Fringe Benefits								
722740 Fringe Benefits	0	0	0	0	0	3,330	0	0
722750 Workers Compensation	2,842	2,926	2,926	2,860	2,860	2,869	2,869	2,869
722760 Group Life	5,445	4,875	4,875	4,735	4,735	3,936	3,936	3,936
722770 Retirement	458,745	536,910	536,910	525,014	525,014	501,597	501,597	501,597
722780 Hospitalization	194,071	234,285	234,285	219,743	219,743	224,578	224,578	224,578
722790 Social Security	91,227	97,649	97,649	95,394	95,394	96,053	96,053	96,053
722800 Dental	15,441	16,192	16,192	15,422	15,422	15,936	15,936	15,936
722810 Disability	3,714	3,904	3,904	3,793	3,793	18,546	18,546	18,546
722820 Unemployment Insurance	5,567	4,964	4,964	4,852	4,852	4,739	4,739	4,739
722850 Optical	995	1,142	1,142	1,063	1,063	1,644	1,644	1,644
722900 Fringe Benefit Adjustments	0	51,279	51,279	51,279	51,279	25,187	25,187	25,187
	778,047	954,126	954,126	924,155	924,155	898,415	895,085	895,085
Personnel	2,055,606	2,316,532	2,316,532	2,257,079	2,257,079	2,241,524	2,232,524	2,232,524
Operating Expenses								
Contractual Services								
731346 Personal Mileage	2,721	3,199	3,199	3,199	3,199	3,199	3,199	3,199
	2,721	3,199	3,199	3,199	3,199	3,199	3,199	3,199
Operating Expenses	2,721	3,199	3,199	3,199	3,199	3,199	3,199	3,199

Department:	Prosecuting Attorney	OAKLAND COUNTY, MICHIGAN
Organization:	40103 - Prosecuting - Warrants	
Fund:	10100 - General	
		FY2013 AND FY2014 AND FY2015 County Executive Budget Recommendation

Account Number/Description	FY 2011 Actual	FY 2012		FY 2013 Amended Plan	FY 2014 Amended Plan	FY 2013 County Exec. Recommended	FY 2014 County Exec. Recommended	FY 2015 County Exec. Recommended
		Adopted Budget	Amended Budget					
Internal Support								
Internal Services								
774636 Info Tech Operations	0	0	0	0	0	2,305	2,313	2,313
	0	0	0	0	0	2,305	2,313	2,313
Internal Support	0	0	0	0	0	2,305	2,313	2,313
Grand Total Expenditures	2,058,327	2,319,731	2,319,731	2,260,278	2,260,278	2,247,028	2,238,036	2,238,036

Department:	Prosecuting Attorney	OAKLAND COUNTY, MICHIGAN
Organization:	40104 - Prosecuting - Appellate	
Fund:	10100 - General	
FY2013 AND FY2014 AND FY2015 County Executive Budget Recommendation		

Account Number/Description	FY 2011 Actual	FY 2012		FY 2013 Amended Plan	FY 2014 Amended Plan	FY 2013 County Exec. Recommended	FY 2014 County Exec. Recommended	FY 2015 County Exec. Recommended
		Adopted Budget	Amended Budget					
Revenues								
Revenue								
Contributions								
650301 Donations	0	37,793	37,793	0	0	0	0	0
	0	37,793	37,793	0	0	0	0	0
Revenue	0	37,793	37,793	0	0	0	0	0
Grand Total Revenues	0	37,793	37,793	0	0	0	0	0

Expenditures

Personnel								
Salaries								
702010 Salaries Regular	812,080	1,062,517	1,062,517	1,062,517	1,062,517	1,084,756	1,084,756	1,084,756
702030 Holiday	37,110	0	0	0	0	0	0	0
702050 Annual Leave	77,961	0	0	0	0	0	0	0
702080 Sick Leave	16,082	0	0	0	0	0	0	0
702100 Retroactive	1,141	0	0	0	0	0	0	0
702120 Jury Duty	550	0	0	0	0	0	0	0
702140 Other Miscellaneous Salaries	0	0	0	0	0	4,095	0	0
702200 Death Leave	1,590	0	0	0	0	0	0	0
702360 Short Term Disability	1,340	0	0	0	0	0	0	0
712020 Overtime	2,194	7,840	7,840	7,840	7,840	7,840	7,840	7,840
	950,048	1,070,357	1,070,357	1,070,357	1,070,357	1,096,691	1,092,596	1,092,596
Fringe Benefits								
722740 Fringe Benefits	0	0	0	0	0	2,405	0	0
722750 Workers Compensation	2,339	2,380	2,380	2,380	2,380	2,430	2,430	2,430
722760 Group Life	3,890	4,243	4,243	4,243	4,243	3,333	3,333	3,333
722770 Retirement	347,749	437,672	437,672	437,672	437,672	428,142	428,142	428,142
722780 Hospitalization	117,970	180,018	180,018	180,018	180,018	164,720	164,720	164,720
722790 Social Security	71,789	80,641	80,641	80,641	80,641	82,531	82,531	82,531
722800 Dental	10,362	12,116	12,116	12,116	12,116	13,038	13,038	13,038
722810 Disability	2,663	3,141	3,141	3,141	3,141	15,707	15,707	15,707
722820 Unemployment Insurance	4,158	4,038	4,038	4,038	4,038	4,012	4,012	4,012
722850 Optical	600	810	810	810	810	1,255	1,255	1,255
722900 Fringe Benefit Adjustments	0	7,103	7,103	7,103	7,103	3,489	3,489	3,489
	561,519	732,162	732,162	732,162	732,162	721,062	718,657	718,657
Personnel	1,511,567	1,802,519	1,802,519	1,802,519	1,802,519	1,817,753	1,811,253	1,811,253
Operating Expenses								
Contractual Services								
731346 Personal Mileage	3,765	8,458	8,458	8,458	8,458	8,458	8,458	8,458
	3,765	8,458	8,458	8,458	8,458	8,458	8,458	8,458
Operating Expenses	3,765	8,458	8,458	8,458	8,458	8,458	8,458	8,458

Department:	Prosecuting Attorney	OAKLAND COUNTY, MICHIGAN					
Organization:	40104 - Prosecuting - Appellate						
Fund:	10100 - General						
		FY2013 AND FY2014 AND FY2015 County Executive Budget Recommendation					

Account Number/Description	FY 2011 Actual	FY 2012		FY 2013 Amended Plan	FY 2014 Amended Plan	FY 2013 County Exec. Recommended	FY 2014 County Exec. Recommended	FY 2015 County Exec. Recommended
		Adopted Budget	Amended Budget					
Grand Total Expenditures	1,515,332	1,810,977	1,810,977	1,810,977	1,810,977	1,826,211	1,819,711	1,819,711

Department:	403 - Sheriff	OAKLAND COUNTY, MICHIGAN						
General Fund / General Purpose		FY2013 AND FY2014 AND FY2015 County Executive Budget Recommendation						

Account Number/Description	FY 2011 Actual	FY 2012		FY 2013 Amended Plan	FY 2014 Amended Plan	FY 2013 County Exec. Recommended	FY 2014 County Exec. Recommended	FY 2015 County Exec. Recommended
		Adopted Budget	Amended Budget					

Revenues

Revenue

Federal Grants

610313	Federal Operating Grants	0	82,000	82,000	82,000	82,000	82,000	82,000	82,000
		0	82,000	82,000	82,000	82,000	82,000	82,000	82,000

State Grants

615571	State Operating Grants	1,905	0	2,160	0	0	0	0	0
		1,905	0	2,160	0	0	0	0	0

Other Intergovern. Revenues

626619	Marine Safety	161,444	368,840	196,102	200,000	200,000	200,000	200,000	200,000
626731	Social Security Incentive Pmts	97,800	100,000	100,000	100,000	100,000	100,000	100,000	100,000
		259,244	468,840	296,102	300,000	300,000	300,000	300,000	300,000

Charges for Services

630140	Board and Care	146,008	1,536,659	1,536,659	1,536,659	1,536,659	500,000	500,000	500,000
630238	Civil Action Service Fees	1,317,827	1,555,000	1,555,000	1,555,000	1,555,000	1,555,000	1,555,000	1,555,000
630273	Clinic Charges	46,347	62,000	62,000	62,000	62,000	62,000	62,000	62,000
630350	Confiscated Property	15,958	500	500	500	500	500	500	500
630518	Dental Services Fees	2,008	4,000	4,000	4,000	4,000	4,000	4,000	4,000
630539	Dispatch Services	726,421	1,051,382	991,829	971,185	992,251	870,011	891,077	891,077
630553	Diverted Felon	2,050,556	1,700,000	1,700,000	0	0	1,700,000	1,700,000	1,700,000
630560	DNA Testing Fees	279	1,000	1,000	1,000	1,000	1,000	1,000	1,000
630563	Drug Testing	621,071	683,892	683,892	683,892	683,892	683,892	683,892	683,892
630686	Fee Income	22,367	24,000	24,000	24,000	24,000	24,000	24,000	24,000
630728	Fingerprints	36,543	20,500	20,500	20,500	20,500	20,500	20,500	20,500
630875	Gun Registrations	171,000	107,000	107,000	107,000	107,000	157,000	157,000	157,000
630889	Hospital Cost Recovery	0	3,000	3,000	3,000	3,000	3,000	3,000	3,000
630959	Inmate Board and Care	353,465	340,000	340,000	340,000	340,000	340,000	340,000	340,000
630973	Inspection of Boat Livery	7,204	1,000	1,000	1,000	1,000	1,000	1,000	1,000
631113	Liquor Control Sheriff	4,102	0	0	0	0	0	0	0
631204	Medical Records	33	0	0	0	0	0	0	0
631253	Miscellaneous	21,081	12,500	12,500	12,500	12,500	12,500	12,500	12,500
631428	OUIL Third Offense	67,208	179,000	179,000	179,000	179,000	79,000	79,000	79,000
631519	Photographs	7,990	5,000	5,000	5,000	5,000	7,000	7,000	7,000
631526	Photostats	76,622	55,000	55,000	55,000	55,000	55,000	55,000	55,000
631603	Processing Fees	109,446	0	0	0	0	0	0	0
631715	Recovered Indigent Monies	28,216	65,000	65,000	65,000	65,000	40,000	40,000	40,000
631729	Refund Forensic Lab Fees	0	50,000	50,000	50,000	50,000	50,000	50,000	50,000
631750	Refunds NET	14,942	5,000	5,000	5,000	5,000	5,000	5,000	5,000
631757	Registration Fees	1,360	1,200	1,200	1,200	1,200	1,200	1,200	1,200
631806	Reimb Court Services	352,020	319,709	319,709	319,709	319,709	319,709	319,709	319,709
631827	Reimb General	180,236	180,000	180,000	180,000	180,000	180,000	180,000	180,000
631862	Reimb Postage	0	4,900	4,900	4,900	4,900	4,900	4,900	4,900
631869	Reimb Salaries	4,323,853	3,600,000	3,776,698	3,768,840	3,768,840	4,840,160	4,840,160	4,840,160

Department: 403 - Sheriff	OAKLAND COUNTY, MICHIGAN
General Fund / General Purpose	FY2013 AND FY2014 AND FY2015 County Executive Budget Recommendation

Account Number/Description	FY 2011 Actual	FY 2012		FY 2013 Amended Plan	FY 2014 Amended Plan	FY 2013 County Exec. Recommended	FY 2014 County Exec. Recommended	FY 2015 County Exec. Recommended	
		Adopted Budget	Amended Budget						
632093 Sheriff Special Deputies	30,282,053	39,934,695	39,198,132	39,197,085	39,699,120	39,815,787	39,815,787	39,815,787	
632205 Subpoena Fees	1,074	900	900	900	900	900	900	900	
632359 Transportation of Prisoners	12,404	12,000	12,000	12,000	12,000	12,000	12,000	12,000	
632506 Wrecker Service	11,817	0	0	0	0	6,000	6,000	6,000	
	41,011,511	51,514,837	50,895,419	49,165,870	49,688,971	51,351,059	51,372,125	51,372,125	
Contributions									
650301 Donations	0	5,545	5,545	0	0	0	0	0	
	0	5,545	5,545	0	0	0	0	0	
Investment Income									
655385 Income from Investments	14,253	0	0	0	0	0	0	0	
655616 Interest Credited	67	0	0	0	0	0	0	0	
	14,320	0	0	0	0	0	0	0	
Other Revenues									
670114 Cash Overages	39	0	0	0	0	0	0	0	
670228 County Auction	18,120	11,000	11,000	11,000	11,000	11,000	11,000	11,000	
670285 Enhancement Funds	625,196	32,463	892,657	32,463	32,463	32,463	32,463	32,463	
670570 Refund Prior Years Expenditure	111,823	0	0	0	0	0	0	0	
	755,178	43,463	903,657	43,463	43,463	43,463	43,463	43,463	
Revenue	42,042,158	52,114,685	52,184,883	49,591,333	50,114,434	51,776,522	51,797,588	51,797,588	
Grand Total Revenues	42,042,158	52,114,685	52,184,883	49,591,333	50,114,434	51,776,522	51,797,588	51,797,588	

Expenditures

Personnel									
Salaries									
702010 Salaries Regular	45,369,379	56,772,441	55,695,044	54,906,228	54,906,228	55,406,944	55,406,944	55,406,944	
702030 Holiday	1,692,320	0	0	0	0	0	0	0	
702050 Annual Leave	3,627,865	0	0	0	0	0	0	0	
702080 Sick Leave	1,028,828	0	0	0	0	0	0	0	
702085 Fitness Leave	5,536	91,800	91,800	91,800	91,800	91,800	91,800	91,800	
702100 Retroactive	10,380	0	0	0	0	0	0	0	
702120 Jury Duty	2,111	0	0	0	0	0	0	0	
702130 Shift Premium	58,327	54,260	54,260	54,260	54,260	54,260	54,260	54,260	
702140 Other Miscellaneous Salaries	331,023	0	0	0	0	284,130	0	0	
702190 Workers Compensation Pay	108,869	0	0	0	0	0	0	0	
702200 Death Leave	75,460	0	0	0	0	0	0	0	
702210 Holiday Leave	372,182	0	0	0	0	0	0	0	
702240 Salary Adjustments	114	245,632	245,632	245,632	245,632	245,632	245,632	245,632	
702360 Short Term Disability	554,756	0	0	0	0	0	0	0	
712020 Overtime	5,448,068	7,277,079	7,397,536	7,023,348	7,044,414	7,023,348	7,044,414	7,044,414	
712040 Holiday Overtime	1,090,015	858,100	858,100	858,100	858,100	858,100	858,100	858,100	
712090 On Call	61,214	71,300	71,300	71,300	71,300	71,300	71,300	71,300	
	59,836,448	65,370,612	64,413,672	63,250,668	63,271,734	64,035,514	63,772,450	63,772,450	

Fringe Benefits

Department:	403 - Sheriff	OAKLAND COUNTY, MICHIGAN						
General Fund / General Purpose		FY2013 AND FY2014 AND FY2015 County Executive Budget Recommendation						

Account Number/Description	FY 2011 Actual	FY 2012		FY 2013 Amended Plan	FY 2014 Amended Plan	FY 2013 County Exec. Recommended	FY 2014 County Exec. Recommended	FY 2015 County Exec. Recommended
		Adopted Budget	Amended Budget					
722740 Fringe Benefits	3,233	2,136	26,841	44,487	44,487	166,870	0	0
722750 Workers Compensation	1,454,189	1,359,913	1,335,685	1,318,605	1,318,605	1,359,390	1,359,390	1,359,390
722760 Group Life	235,177	202,290	197,706	194,844	194,844	162,375	162,375	162,375
722770 Retirement	19,948,272	21,828,022	21,361,835	21,060,414	21,060,414	20,132,408	20,132,408	20,132,408
722780 Hospitalization	11,157,231	13,888,236	13,609,424	13,431,083	13,431,083	12,354,236	12,354,236	12,354,236
722790 Social Security	4,306,850	4,174,856	4,086,651	4,028,769	4,028,769	4,075,080	4,075,080	4,075,080
722800 Dental	857,329	967,070	949,098	937,486	937,486	929,091	929,091	929,091
722810 Disability	157,173	169,162	165,585	163,318	163,318	763,634	763,634	763,634
722820 Unemployment Insurance	259,555	215,041	213,978	213,004	213,004	204,492	204,492	204,492
722850 Optical	42,017	52,491	51,229	50,396	50,396	72,614	72,614	72,614
722900 Fringe Benefit Adjustments	31,161	4,981,453	4,981,453	4,981,453	4,981,453	3,827,259	3,827,259	3,827,259
	38,452,186	47,840,670	46,979,485	46,423,859	46,423,859	44,047,449	43,880,579	43,880,579
Personnel	98,288,633	113,211,282	111,393,157	109,674,527	109,695,593	108,082,963	107,653,029	107,653,029
Operating Expenses								
Contractual Services								
730072 Advertising	14	0	0	0	0	0	0	0
730079 Ambulance	60,720	55,000	22,917	0	0	0	0	0
730114 Auction Expense	17,687	15,900	15,900	15,900	15,900	15,900	15,900	15,900
730121 Bank Charges	494	0	0	0	0	0	0	0
730163 Blood Tests	7,792	3,000	1,250	0	0	0	0	0
730240 Cash Shortage	292	0	0	0	0	0	0	0
730303 Clothing Allowance	27,583	31,495	31,495	31,495	31,495	31,495	31,495	31,495
730324 Communications	11,168	4,000	4,000	4,000	4,000	4,000	4,000	4,000
730373 Contracted Services	1,871,093	3,149,623	6,428,820	8,649,623	8,649,623	8,125,094	8,125,094	8,125,094
730515 Dental Services	138,220	180,000	75,000	0	0	0	0	0
730548 Drug Testing	126,649	150,396	150,396	150,396	150,396	150,396	150,396	150,396
730611 Employees Medical Exams	37,738	68,649	68,649	68,649	68,649	68,649	68,649	68,649
730646 Equipment Maintenance	276,100	272,514	273,484	272,514	272,514	272,514	272,514	272,514
730653 Equipment Rental	8,200	50,432	48,218	47,232	47,232	47,232	47,232	47,232
730674 Evidence Fund NET	65,462	150,000	150,000	150,000	150,000	150,000	150,000	150,000
730695 Extradition Expense	363	12,000	12,000	12,000	12,000	12,000	12,000	12,000
730716 Fees Civil Service	1,232,481	1,056,391	1,056,391	1,056,391	1,056,391	1,056,391	1,056,391	1,056,391
730753 Foreign Transaction Fee	22	0	0	0	0	0	0	0
730772 Freight and Express	1,914	2,000	2,000	2,000	2,000	2,000	2,000	2,000
730877 Hospitalization of Prisoners	1,185,692	1,001,599	429,581	0	0	0	0	0
730940 Insurance	550	1,000	1,000	1,000	1,000	1,000	1,000	1,000
731024 K-9 Program	67,535	47,500	47,500	47,500	47,500	47,500	47,500	47,500
731059 Laundry and Cleaning	27,384	9,500	6,583	4,500	4,500	29,500	29,500	29,500
731101 Library Continuations	32,748	17,100	17,100	17,100	17,100	17,100	17,100	17,100
731122 Liquor and Gambling Evidence	4,085	12,000	12,000	12,000	12,000	12,000	12,000	12,000
731185 Medical Exam	120,976	330,000	138,010	0	0	0	0	0
731199 Medical Services Physicians	268,030	846,112	601,524	426,112	426,112	0	0	0
731213 Membership Dues	13,594	10,000	10,000	10,000	10,000	10,000	10,000	10,000
731241 Miscellaneous	4,734	0	3,000	0	0	0	0	0
731283 North Oakland Sub-Station	7,224	11,000	11,000	11,000	11,000	11,000	11,000	11,000

Department:	403 - Sheriff	OAKLAND COUNTY, MICHIGAN							
General Fund / General Purpose		FY2013 AND FY2014 AND FY2015 County Executive Budget Recommendation							

Account Number/Description	FY 2011 Actual	FY 2012		FY 2013 Amended Plan	FY 2014 Amended Plan	FY 2013 County Exec. Recommended	FY 2014 County Exec. Recommended	FY 2015 County Exec. Recommended
		Adopted Budget	Amended Budget					
731285 NSP PI	525	0	0	0	0	0	0	0
731297 Officer Fees	18,586	10,080	10,080	10,080	10,080	10,080	10,080	10,080
731304 Officers Training	99,151	96,743	115,726	96,743	96,743	96,743	96,743	96,743
731339 Periodicals Books Publ Sub	2,390	5,000	5,000	5,000	5,000	5,000	5,000	5,000
731346 Personal Mileage	10,955	7,001	6,301	5,801	5,801	5,801	5,801	5,801
731388 Printing	85,737	150,835	150,835	150,835	150,835	150,835	150,835	150,835
731402 Prisoner Housing-Outside Co	0	250,000	250,000	250,000	250,000	100,000	100,000	100,000
731458 Professional Services	497,629	801,500	579,886	421,500	421,500	61,500	61,500	61,500
731577 Refund Prior Years Revenue	10,680	0	0	0	0	0	0	0
731626 Rent	41,760	43,740	43,740	43,740	43,740	83,740	83,740	83,740
731780 Software Support Maintenance	0	10,000	87,900	10,000	10,000	10,000	10,000	10,000
731934 Towing and Storage Fees	21,603	8,000	8,000	8,000	8,000	8,000	8,000	8,000
732004 Transportation of Prisoners	3,988	22,000	22,000	22,000	22,000	22,000	22,000	22,000
732018 Travel and Conference	14,087	32,400	31,000	30,000	30,000	30,000	30,000	30,000
732020 Travel Employee Taxable Meals	6,445	0	0	0	0	0	0	0
732060 Uniform Cleaning	106,546	153,112	153,149	153,112	153,112	153,112	153,112	153,112
732165 Workshops and Meeting	110	500	500	500	500	500	500	500
	6,536,736	9,078,122	11,081,935	12,196,723	12,196,723	10,801,082	10,801,082	10,801,082
Commodities								
750021 Bedding and Linen	67,188	72,000	91,913	72,000	72,000	72,000	72,000	72,000
750049 Computer Supplies	22,826	32,000	32,000	32,000	32,000	32,000	32,000	32,000
750056 Culinary Supplies	13,534	30,000	30,000	30,000	30,000	30,000	30,000	30,000
750063 Custodial Supplies	244,552	93,200	93,200	93,200	93,200	243,200	243,200	243,200
750070 Deputy Supplies	448,164	372,667	749,491	370,196	370,196	370,196	370,196	370,196
750084 Diving Supplies	3,637	8,000	8,000	8,000	8,000	8,000	8,000	8,000
750112 Drugs	412,718	820,000	341,761	0	0	0	0	0
750119 Dry Goods and Clothing	72,741	33,500	32,625	32,000	32,000	72,000	72,000	72,000
750154 Expendable Equipment	54,567	0	56,787	0	0	0	0	0
750170 Other Expendable Equipment	34,208	115,000	187,350	115,000	115,000	115,000	115,000	115,000
750189 Fingerprint Supplies	2,004	10,000	10,000	10,000	10,000	10,000	10,000	10,000
750203 Forensic Lab Enhancement	15,616	45,000	45,000	45,000	45,000	45,000	45,000	45,000
750210 Gasoline Charges	51,624	50,239	50,239	50,239	50,239	50,239	50,239	50,239
750217 Groceries	2,504	40,000	40,000	40,000	40,000	40,000	40,000	40,000
750252 Indigent Orders	31,070	30,000	30,138	30,000	30,000	30,000	30,000	30,000
750266 Inmate Recreational Supplies	0	15,000	15,000	15,000	15,000	15,000	15,000	15,000
750280 Laboratory Supplies	137,315	80,000	80,000	80,000	80,000	80,000	80,000	80,000
750294 Material and Supplies	17,745	45,056	45,056	45,056	45,056	45,056	45,056	45,056
750301 Medical Supplies	43,553	60,500	29,209	500	500	500	500	500
750392 Metered Postage	11,528	25,920	25,920	25,920	25,920	25,920	25,920	25,920
750399 Office Supplies	170,331	159,811	155,144	151,811	151,811	181,811	181,811	181,811
750427 Photographic Supplies	1,235	5,000	5,000	5,000	5,000	5,000	5,000	5,000
750448 Postage-Standard Mailing	0	5,500	5,500	5,500	5,500	5,500	5,500	5,500
750455 Printing Supplies	28	0	0	0	0	0	0	0
750462 Provisions	244	33,900	33,083	32,500	32,500	32,500	32,500	32,500
750497 Shop Supplies	99	500	500	500	500	500	500	500

Department:	403 - Sheriff	OAKLAND COUNTY, MICHIGAN						
General Fund / General Purpose		FY2013 AND FY2014 AND FY2015 County Executive Budget Recommendation						

Account Number/Description	FY 2011 Actual	FY 2012		FY 2013 Amended Plan	FY 2014 Amended Plan	FY 2013 County Exec. Recommended	FY 2014 County Exec. Recommended	FY 2015 County Exec. Recommended
		Adopted Budget	Amended Budget					
750567 Training-Educational Supplies	0	1,000	1,000	1,000	1,000	1,000	1,000	1,000
750581 Uniforms	113,182	336,392	366,585	332,452	332,452	332,452	332,452	332,452
	1,972,213	2,520,185	2,560,500	1,622,874	1,622,874	1,842,874	1,842,874	1,842,874
Capital Outlay								
760051 Boats	0	56,245	56,620	56,245	56,245	56,245	56,245	56,245
760157 Equipment	222,321	0	79,060	0	0	0	0	0
	222,321	56,245	135,680	56,245	56,245	56,245	56,245	56,245
Operating Expenses	8,731,271	11,654,552	13,778,115	13,875,842	13,875,842	12,700,201	12,700,201	12,700,201
Internal Support								
Internal Services								
770631 Bldg Space Cost Allocation	5,409,509	5,676,694	5,676,694	5,681,040	6,018,179	5,757,791	6,081,267	6,113,798
770667 Convenience Copier	39,550	40,516	39,107	38,100	38,100	42,276	42,276	42,276
772618 Equipment Rental	440,634	397,440	396,180	395,280	395,280	503,712	503,712	503,712
773530 CLEMIS Development	307,645	0	0	0	0	0	0	0
773535 Info Tech CLEMIS	125,036	136,939	136,192	141,321	147,023	136,856	143,698	150,885
773630 Info Tech Development	75,200	0	256,262	0	0	0	0	0
773637 Info Tech Equipment Rental	192,412	184,866	184,866	184,866	184,866	214,424	214,424	214,424
774636 Info Tech Operations	3,373,113	3,171,038	3,171,038	3,174,135	3,180,975	3,346,671	3,358,645	3,358,645
774677 Insurance Fund	636,878	886,497	883,005	897,159	913,111	831,678	851,544	880,966
775667 Mail Room	12,080	0	0	0	0	0	0	0
775754 Maintenance Department Charges	152,163	0	80,849	0	0	0	0	0
776659 Motor Pool Fuel Charges	1,321,006	1,439,600	1,440,371	1,439,600	1,439,600	1,414,723	1,414,723	1,414,723
776661 Motor Pool	3,436,440	3,413,230	3,391,220	3,383,884	3,383,884	3,480,240	3,480,240	3,480,240
776666 Print Shop	13,436	0	0	0	0	0	0	0
777560 Radio Communications	156,078	164,844	164,844	164,844	164,844	153,666	153,666	153,666
778675 Telephone Communications	379,619	391,266	390,247	389,519	389,519	432,252	432,252	432,252
	16,070,798	15,902,930	16,210,875	15,889,748	16,255,381	16,314,289	16,676,447	16,745,587
Internal Support	16,070,798	15,902,930	16,210,875	15,889,748	16,255,381	16,314,289	16,676,447	16,745,587
Transfers/Other Sources (Uses)								
Transfers Out								
788001 Transfers Out	639,235	334,086	711,673	334,086	334,086	334,086	334,086	334,086
	639,235	334,086	711,673	334,086	334,086	334,086	334,086	334,086
Transfers/Other Sources (Uses)	639,235	334,086	711,673	334,086	334,086	334,086	334,086	334,086
Grand Total Expenditures	123,729,936	141,102,850	142,093,820	139,774,203	140,160,902	137,431,539	137,363,763	137,432,903

Department:	Sheriff	OAKLAND COUNTY, MICHIGAN
Organization:	40301 - Sheriff's Office	
Fund:	10100 - General	
FY2013 AND FY2014 AND FY2015 County Executive Budget Recommendation		

Account Number/Description	FY 2011 Actual	FY 2012		FY 2013 Amended Plan	FY 2014 Amended Plan	FY 2013 County Exec. Recommended	FY 2014 County Exec. Recommended	FY 2015 County Exec. Recommended
		Adopted Budget	Amended Budget					
Revenues								
Revenue								
Other Intergovern. Revenues								
626731 Social Security Incentive Pmts	97,800	100,000	100,000	100,000	100,000	100,000	100,000	100,000
	97,800	100,000	100,000	100,000	100,000	100,000	100,000	100,000
Charges for Services								
630553 Diverted Felon	9,750	0	0	0	0	0	0	0
630560 DNA Testing Fees	279	1,000	1,000	1,000	1,000	1,000	1,000	1,000
630686 Fee Income	990	0	0	0	0	0	0	0
631869 Reimb Salaries	266,178	195,000	195,000	195,000	195,000	195,000	195,000	195,000
632205 Subpoena Fees	1,037	900	900	900	900	900	900	900
	278,234	196,900	196,900	196,900	196,900	196,900	196,900	196,900
Contributions								
650301 Donations	0	5,545	5,545	0	0	0	0	0
	0	5,545	5,545	0	0	0	0	0
Other Revenues								
670228 County Auction	14,120	5,000	5,000	5,000	5,000	5,000	5,000	5,000
670285 Enhancement Funds	527,768	0	682,488	0	0	0	0	0
	541,888	5,000	687,488	5,000	5,000	5,000	5,000	5,000
Revenue	917,922	307,445	989,933	301,900	301,900	301,900	301,900	301,900
Grand Total Revenues	917,922	307,445	989,933	301,900	301,900	301,900	301,900	301,900

Expenditures								
Personnel								
Salaries								
702010 Salaries Regular	911,354	1,027,924	1,027,924	1,027,924	1,027,924	1,021,299	1,021,299	1,021,299
702030 Holiday	30,171	0	0	0	0	0	0	0
702050 Annual Leave	65,142	0	0	0	0	0	0	0
702080 Sick Leave	10,647	0	0	0	0	0	0	0
702140 Other Miscellaneous Salaries	0	0	0	0	0	4,095	0	0
702200 Death Leave	1,679	0	0	0	0	0	0	0
702360 Short Term Disability	5,567	0	0	0	0	0	0	0
712020 Overtime	891	14,000	14,000	14,000	14,000	14,000	14,000	14,000
712040 Holiday Overtime	302	0	0	0	0	0	0	0
712090 On Call	0	1,400	1,400	1,400	1,400	1,400	1,400	1,400
	1,025,753	1,043,324	1,043,324	1,043,324	1,043,324	1,040,794	1,036,699	1,036,699
Fringe Benefits								
722740 Fringe Benefits	0	0	0	0	0	2,405	0	0
722750 Workers Compensation	14,739	14,312	14,312	14,312	14,312	14,850	14,850	14,850
722760 Group Life	4,208	3,444	3,444	3,444	3,444	3,018	3,018	3,018

Department:	Sheriff	OAKLAND COUNTY, MICHIGAN
Organization:	40301 - Sheriff's Office	
Fund:	10100 - General	

FY2013 AND FY2014 AND FY2015 County Executive Budget Recommendation

Account Number/Description	FY 2011 Actual	FY 2012		FY 2013 Amended Plan	FY 2014 Amended Plan	FY 2013 County Exec. Recommended	FY 2014 County Exec. Recommended	FY 2015 County Exec. Recommended
		Adopted Budget	Amended Budget					
722770 Retirement	358,020	400,717	400,717	400,717	400,717	386,813	386,813	386,813
722780 Hospitalization	160,463	178,769	178,769	178,769	178,769	171,802	171,802	171,802
722790 Social Security	69,738	72,055	72,055	72,055	72,055	72,572	72,572	72,572
722800 Dental	11,449	11,969	11,969	11,969	11,969	11,618	11,618	11,618
722810 Disability	2,584	2,463	2,463	2,463	2,463	12,187	12,187	12,187
722820 Unemployment Insurance	4,476	3,906	3,906	3,906	3,906	3,265	3,265	3,265
722850 Optical	502	516	516	516	516	954	954	954
722900 Fringe Benefit Adjustments	0	7,454	7,454	7,454	7,454	7,063	7,063	7,063
	626,178	695,605	695,605	695,605	695,605	686,547	684,142	684,142
Personnel	1,651,931	1,738,929	1,738,929	1,738,929	1,738,929	1,727,341	1,720,841	1,720,841
Operating Expenses								
Contractual Services								
730114 Auction Expense	5	500	500	500	500	500	500	500
730324 Communications	7,582	3,000	3,000	3,000	3,000	3,000	3,000	3,000
730373 Contracted Services	0	12,000	12,000	12,000	12,000	12,000	12,000	12,000
730646 Equipment Maintenance	135	1,000	1,000	1,000	1,000	1,000	1,000	1,000
731101 Library Continuations	3,540	2,100	2,100	2,100	2,100	2,100	2,100	2,100
731241 Miscellaneous	3,000	0	3,000	0	0	0	0	0
731346 Personal Mileage	1,207	2,320	2,320	2,320	2,320	2,320	2,320	2,320
731388 Printing	800	0	0	0	0	0	0	0
732018 Travel and Conference	197	0	0	0	0	0	0	0
732165 Workshops and Meeting	110	500	500	500	500	500	500	500
	16,577	21,420	24,420	21,420	21,420	21,420	21,420	21,420
Commodities								
750063 Custodial Supplies	39	0	0	0	0	0	0	0
750070 Deputy Supplies	109	0	0	0	0	0	0	0
750294 Material and Supplies	15,375	20,000	20,000	20,000	20,000	20,000	20,000	20,000
750399 Office Supplies	7,394	23,316	23,316	23,316	23,316	23,316	23,316	23,316
750462 Provisions	0	1,500	1,500	1,500	1,500	1,500	1,500	1,500
	22,917	44,816	44,816	44,816	44,816	44,816	44,816	44,816
Capital Outlay								
760157 Equipment	0	0	6,000	0	0	0	0	0
	0	0	6,000	0	0	0	0	0
Operating Expenses	39,494	66,236	75,236	66,236	66,236	66,236	66,236	66,236
Internal Support								
Internal Services								
770631 Bldg Space Cost Allocation	185,472	213,415	213,415	213,578	226,253	237,547	250,892	252,234
774636 Info Tech Operations	17,133	15,624	15,624	15,639	15,721	15,198	15,253	15,253
774677 Insurance Fund	183,299	5,846	5,846	5,846	5,846	26,841	27,479	28,532
776659 Motor Pool Fuel Charges	10,291	12,000	12,000	12,000	12,000	10,500	10,500	10,500
776661 Motor Pool	34,204	33,000	33,000	33,000	33,000	33,000	33,000	33,000
778675 Telephone Communications	11,158	9,837	9,837	9,837	9,837	14,429	14,429	14,429
	441,557	289,722	289,722	289,900	302,657	337,515	351,553	353,948

Department:	Sheriff	OAKLAND COUNTY, MICHIGAN						
Organization:	40301 - Sheriff's Office							
Fund:	10100 - General							
		FY2013 AND FY2014 AND FY2015 County Executive Budget Recommendation						

Account Number/Description	FY 2011 Actual	FY 2012		FY 2013 Amended Plan	FY 2014 Amended Plan	FY 2013 County Exec. Recommended	FY 2014 County Exec. Recommended	FY 2015 County Exec. Recommended
		Adopted Budget	Amended Budget					
Internal Support	441,557	289,722	289,722	289,900	302,657	337,515	351,553	353,948
Grand Total Expenditures	2,132,982	2,094,887	2,103,887	2,095,065	2,107,822	2,131,092	2,138,630	2,141,025

Department:	Sheriff	OAKLAND COUNTY, MICHIGAN
Organization:	40302 - Administrative Services	
Fund:	10100 - General	
		FY2013 AND FY2014 AND FY2015 County Executive Budget Recommendation

Account Number/Description	FY 2011 Actual	FY 2012		FY 2013 Amended Plan	FY 2014 Amended Plan	FY 2013 County Exec. Recommended	FY 2014 County Exec. Recommended	FY 2015 County Exec. Recommended
		Adopted Budget	Amended Budget					
Revenues								
Revenue								
Charges for Services								
630686	Fee Income	13,423	0	0	0	0	0	0
630728	Fingerprints	38,661	20,500	20,500	20,500	20,500	20,500	20,500
630875	Gun Registrations	171,000	107,000	107,000	107,000	157,000	157,000	157,000
631253	Miscellaneous	4,385	3,500	3,500	3,500	3,500	3,500	3,500
631519	Photographs	7,990	5,000	5,000	5,000	7,000	7,000	7,000
631526	Photostats	76,622	55,000	55,000	55,000	55,000	55,000	55,000
631715	Recovered Indigent Monies	28,216	65,000	65,000	65,000	40,000	40,000	40,000
631757	Registration Fees	1,360	1,200	1,200	1,200	1,200	1,200	1,200
631827	Reimb General	180,000	180,000	180,000	180,000	180,000	180,000	180,000
631862	Reimb Postage	0	4,900	4,900	4,900	4,900	4,900	4,900
632205	Subpoena Fees	37	0	0	0	0	0	0
		521,695	442,100	442,100	442,100	469,100	469,100	469,100
Other Revenues								
670114	Cash Overages	38	0	0	0	0	0	0
670570	Refund Prior Years Expenditure	417	0	0	0	0	0	0
		455	0	0	0	0	0	0
Revenue		522,150	442,100	442,100	442,100	469,100	469,100	469,100
Grand Total Revenues		522,150	442,100	442,100	442,100	469,100	469,100	469,100

Expenditures

Personnel								
Salaries								
702010	Salaries Regular	1,013,293	1,115,377	1,141,128	1,159,521	1,159,521	1,165,027	1,165,027
702030	Holiday	39,670	0	0	0	0	0	0
702050	Annual Leave	78,171	0	0	0	0	0	0
702080	Sick Leave	19,940	0	0	0	0	0	0
702140	Other Miscellaneous Salaries	450	0	0	0	7,875	0	0
702190	Workers Compensation Pay	187	0	0	0	0	0	0
702200	Death Leave	1,313	0	0	0	0	0	0
702210	Holiday Leave	426	0	0	0	0	0	0
702360	Short Term Disability	24,913	0	0	0	0	0	0
712020	Overtime	13,098	35,600	35,600	35,600	35,600	35,600	35,600
712040	Holiday Overtime	312	0	0	0	0	0	0
712090	On Call	0	4,900	4,900	4,900	4,900	4,900	4,900
		1,191,774	1,155,877	1,181,628	1,200,021	1,200,021	1,213,402	1,205,527
Fringe Benefits								
722740	Fringe Benefits	0	0	24,705	42,351	42,351	4,625	0
722750	Workers Compensation	3,660	4,520	4,520	4,520	4,520	3,340	3,340

Department:	Sheriff	OAKLAND COUNTY, MICHIGAN
Organization:	40302 - Administrative Services	
Fund:	10100 - General	
FY2013 AND FY2014 AND FY2015 County Executive Budget Recommendation		

Account Number/Description	FY 2011 Actual	FY 2012		FY 2013 Amended Plan	FY 2014 Amended Plan	FY 2013 County Exec. Recommended	FY 2014 County Exec. Recommended	FY 2015 County Exec. Recommended
		Adopted Budget	Amended Budget					
722760 Group Life	5,206	3,714	3,714	3,714	3,714	3,333	3,333	3,333
722770 Retirement	353,689	395,906	395,906	395,906	395,906	388,190	388,190	388,190
722780 Hospitalization	283,872	325,839	325,839	325,839	325,839	332,151	332,151	332,151
722790 Social Security	81,860	79,838	79,838	79,838	79,838	83,893	83,893	83,893
722800 Dental	22,782	23,367	23,367	23,367	23,367	24,824	24,824	24,824
722810 Disability	3,690	3,445	3,445	3,445	3,445	15,649	15,649	15,649
722820 Unemployment Insurance	5,119	4,204	4,204	4,204	4,204	4,312	4,312	4,312
722850 Optical	1,378	1,458	1,458	1,458	1,458	2,393	2,393	2,393
722900 Fringe Benefit Adjustments	0	30,756	30,756	30,756	30,756	18,576	18,576	18,576
	761,257	873,047	897,752	915,398	915,398	881,286	876,661	876,661
Personnel	1,953,031	2,028,924	2,079,380	2,115,419	2,115,419	2,094,688	2,082,188	2,082,188
Operating Expenses								
Contractual Services								
730072 Advertising	14	0	0	0	0	0	0	0
730240 Cash Shortage	292	0	0	0	0	0	0	0
730324 Communications	999	0	0	0	0	0	0	0
730548 Drug Testing	53	0	0	0	0	0	0	0
730611 Employees Medical Exams	45	0	0	0	0	0	0	0
730646 Equipment Maintenance	2,010	5,000	5,000	5,000	5,000	5,000	5,000	5,000
730772 Freight and Express	1,914	2,000	2,000	2,000	2,000	2,000	2,000	2,000
731024 K-9 Program	198	0	0	0	0	0	0	0
731101 Library Continuations	29,208	15,000	15,000	15,000	15,000	15,000	15,000	15,000
731213 Membership Dues	12,264	10,000	10,000	10,000	10,000	10,000	10,000	10,000
731241 Miscellaneous	1,734	0	0	0	0	0	0	0
731304 Officers Training	536	0	0	0	0	0	0	0
731339 Periodicals Books Publ Sub	2,390	5,000	5,000	5,000	5,000	5,000	5,000	5,000
731346 Personal Mileage	686	1,161	1,161	1,161	1,161	1,161	1,161	1,161
731388 Printing	84,937	138,975	138,975	138,975	138,975	138,975	138,975	138,975
731458 Professional Services	1,402	7,500	7,500	7,500	7,500	7,500	7,500	7,500
732018 Travel and Conference	13,478	19,000	19,000	19,000	19,000	19,000	19,000	19,000
732060 Uniform Cleaning	105,661	150,000	150,037	150,000	150,000	150,000	150,000	150,000
	257,818	353,636	353,673	353,636	353,636	353,636	353,636	353,636
Commodities								
750049 Computer Supplies	999	0	0	0	0	0	0	0
750063 Custodial Supplies	266	0	0	0	0	0	0	0
750070 Deputy Supplies	433,378	346,525	460,833	346,525	346,525	346,525	346,525	346,525
750119 Dry Goods and Clothing	215	0	0	0	0	0	0	0
750170 Other Expendable Equipment	5,367	0	0	0	0	0	0	0
750189 Fingerprint Supplies	2,004	0	0	0	0	0	0	0
750217 Groceries	894	0	0	0	0	0	0	0
750252 Indigent Orders	30,924	30,000	30,138	30,000	30,000	30,000	30,000	30,000
750266 Inmate Recreational Supplies	0	15,000	15,000	15,000	15,000	15,000	15,000	15,000
750294 Material and Supplies	2,345	0	0	0	0	0	0	0
750301 Medical Supplies	560	0	0	0	0	0	0	0

Department:	Sheriff	OAKLAND COUNTY, MICHIGAN
Organization:	40302 - Administrative Services	
Fund:	10100 - General	
		FY2013 AND FY2014 AND FY2015 County Executive Budget Recommendation

Account Number/Description	FY 2011 Actual	FY 2012		FY 2013 Amended Plan	FY 2014 Amended Plan	FY 2013 County Exec. Recommended	FY 2014 County Exec. Recommended	FY 2015 County Exec. Recommended
		Adopted Budget	Amended Budget					
750392 Metered Postage	11,528	25,920	25,920	25,920	25,920	25,920	25,920	25,920
750399 Office Supplies	18,105	54,296	54,296	54,296	54,296	54,296	54,296	54,296
750427 Photographic Supplies	306	0	0	0	0	0	0	0
750448 Postage-Standard Mailing	0	5,500	5,500	5,500	5,500	5,500	5,500	5,500
750581 Uniforms	113,182	278,861	311,523	278,861	278,861	278,861	278,861	278,861
	620,073	756,102	903,210	756,102	756,102	756,102	756,102	756,102
Operating Expenses	877,891	1,109,738	1,256,882	1,109,738	1,109,738	1,109,738	1,109,738	1,109,738
Internal Support								
Internal Services								
770667 Convenience Copier	3,942	6,124	6,124	6,124	6,124	6,668	6,668	6,668
772618 Equipment Rental	17,208	15,240	15,240	15,240	15,240	15,228	15,228	15,228
773535 Info Tech CLEMIS	3,524	10,569	10,569	10,569	10,569	3,596	3,776	3,964
774636 Info Tech Operations	4,465	4,198	4,198	4,202	4,224	89,078	89,396	89,396
774677 Insurance Fund	4,101	4,100	4,100	4,100	4,100	4,103	4,103	4,103
775667 Mail Room	12,080	0	0	0	0	0	0	0
776666 Print Shop	11,233	0	0	0	0	0	0	0
777560 Radio Communications	1,428	0	0	0	0	153,666	153,666	153,666
778675 Telephone Communications	15,341	16,757	16,757	16,757	16,757	14,477	14,477	14,477
	73,322	56,988	56,988	56,992	57,014	286,816	287,314	287,502
Internal Support	73,322	56,988	56,988	56,992	57,014	286,816	287,314	287,502
Grand Total Expenditures	2,904,245	3,195,650	3,393,250	3,282,149	3,282,171	3,491,242	3,479,240	3,479,428

Department:	Sheriff	OAKLAND COUNTY, MICHIGAN
Organization:	40303 - Corrective Services	
Fund:	10100 - General	
		FY2013 AND FY2014 AND FY2015 County Executive Budget Recommendation

Account Number/Description	FY 2011 Actual	FY 2012		FY 2013 Amended Plan	FY 2014 Amended Plan	FY 2013 County Exec. Recommended	FY 2014 County Exec. Recommended	FY 2015 County Exec. Recommended
		Adopted Budget	Amended Budget					

Revenues

<u>Revenue</u>									
<u>Federal Grants</u>									
610313	Federal Operating Grants	0	82,000	82,000	82,000	82,000	82,000	82,000	82,000
		0	82,000	82,000	82,000	82,000	82,000	82,000	82,000
<u>Charges for Services</u>									
630140	Board and Care	67,130	175,000	175,000	175,000	175,000	175,000	175,000	175,000
630273	Clinic Charges	46,347	62,000	62,000	62,000	62,000	62,000	62,000	62,000
630518	Dental Services Fees	2,008	4,000	4,000	4,000	4,000	4,000	4,000	4,000
630553	Diverted Felon	2,040,806	1,700,000	1,700,000	0	0	1,700,000	1,700,000	1,700,000
630686	Fee Income	3,033	24,000	24,000	24,000	24,000	24,000	24,000	24,000
630728	Fingerprints	(2,118)	0	0	0	0	0	0	0
630889	Hospital Cost Recovery	0	3,000	3,000	3,000	3,000	3,000	3,000	3,000
630959	Inmate Board and Care	353,465	340,000	340,000	340,000	340,000	340,000	340,000	340,000
631204	Medical Records	33	0	0	0	0	0	0	0
631253	Miscellaneous	806	8,000	8,000	8,000	8,000	8,000	8,000	8,000
631428	OUIL Third Offense	67,208	44,000	44,000	44,000	44,000	44,000	44,000	44,000
631869	Reimb Salaries	75,668	171,266	171,266	171,266	171,266	171,266	171,266	171,266
632359	Transportation of Prisoners	12,404	12,000	12,000	12,000	12,000	12,000	12,000	12,000
		2,666,788	2,543,266	2,543,266	843,266	843,266	2,543,266	2,543,266	2,543,266
<u>Investment Income</u>									
655385	Income from Investments	14,253	0	0	0	0	0	0	0
		14,253	0	0	0	0	0	0	0
Revenue		2,681,041	2,625,266	2,625,266	925,266	925,266	2,625,266	2,625,266	2,625,266
Grand Total Revenues		2,681,041	2,625,266	2,625,266	925,266	925,266	2,625,266	2,625,266	2,625,266

Expenditures

<u>Personnel</u>									
<u>Salaries</u>									
702010	Salaries Regular	16,010,706	18,632,075	17,786,172	17,181,955	17,181,955	16,915,795	16,915,795	16,915,795
702030	Holiday	592,724	0	0	0	0	0	0	0
702050	Annual Leave	1,263,096	0	0	0	0	0	0	0
702080	Sick Leave	371,658	0	0	0	0	0	0	0
702085	Fitness Leave	640	23,868	23,868	23,868	23,868	23,868	23,868	23,868
702100	Retroactive	(215)	0	0	0	0	0	0	0
702120	Jury Duty	598	0	0	0	0	0	0	0
702130	Shift Premium	26,655	27,600	27,600	27,600	27,600	27,600	27,600	27,600
702140	Other Miscellaneous Salaries	52,446	0	0	0	0	94,815	0	0
702190	Workers Compensation Pay	24,631	0	0	0	0	0	0	0
702200	Death Leave	28,027	0	0	0	0	0	0	0
702210	Holiday Leave	162,273	0	0	0	0	0	0	0

Department:	Sheriff	OAKLAND COUNTY, MICHIGAN						
Organization:	40303 - Corrective Services							
Fund:	10100 - General							
		FY2013 AND FY2014 AND FY2015 County Executive Budget Recommendation						

Account Number/Description	FY 2011 Actual	FY 2012		FY 2013 Amended Plan	FY 2014 Amended Plan	FY 2013 County Exec. Recommended	FY 2014 County Exec. Recommended	FY 2015 County Exec. Recommended
		Adopted Budget	Amended Budget					
702240 Salary Adjustments	0	105,086	105,086	105,086	105,086	105,086	105,086	105,086
702360 Short Term Disability	231,253	0	0	0	0	0	0	0
712020 Overtime	1,999,926	1,542,650	1,386,414	1,272,650	1,272,650	1,272,650	1,272,650	1,272,650
712040 Holiday Overtime	528,863	426,000	426,000	426,000	426,000	426,000	426,000	426,000
712090 On Call	31,114	40,600	40,600	40,600	40,600	40,600	40,600	40,600
	21,324,396	20,797,879	19,795,740	19,077,759	19,077,759	18,906,414	18,811,599	18,811,599
Fringe Benefits								
722740 Fringe Benefits	1	0	0	0	0	55,685	0	0
722750 Workers Compensation	525,336	460,133	440,341	426,203	426,203	423,799	423,799	423,799
722760 Group Life	84,714	66,547	63,455	61,247	61,247	51,080	51,080	51,080
722770 Retirement	7,187,396	7,409,985	7,074,395	6,834,687	6,834,687	6,315,274	6,315,274	6,315,274
722780 Hospitalization	4,041,624	4,625,398	4,434,460	4,298,076	4,298,076	3,872,534	3,872,534	3,872,534
722790 Social Security	1,522,555	1,402,950	1,339,270	1,293,786	1,293,786	1,273,500	1,273,500	1,273,500
722800 Dental	314,918	335,007	322,309	313,239	313,239	294,479	294,479	294,479
722810 Disability	57,079	57,140	54,628	52,834	52,834	240,147	240,147	240,147
722820 Unemployment Insurance	92,698	70,690	67,475	65,178	65,178	62,569	62,569	62,569
722850 Optical	16,189	17,776	16,868	16,220	16,220	19,489	19,489	19,489
722900 Fringe Benefit Adjustments	0	1,030,181	1,030,181	1,030,181	1,030,181	869,528	869,528	869,528
	13,842,510	15,475,807	14,843,382	14,391,651	14,391,651	13,478,084	13,422,399	13,422,399
Personnel	35,166,906	36,273,686	34,639,122	33,469,410	33,469,410	32,384,498	32,233,998	32,233,998
Operating Expenses								
Contractual Services								
730079 Ambulance	60,720	55,000	22,917	0	0	0	0	0
730163 Blood Tests	7,792	3,000	1,250	0	0	0	0	0
730373 Contracted Services	1,795,393	3,057,623	6,336,820	8,557,623	8,557,623	8,033,094	8,033,094	8,033,094
730515 Dental Services	137,873	180,000	75,000	0	0	0	0	0
730611 Employees Medical Exams	105	0	0	0	0	0	0	0
730646 Equipment Maintenance	13,207	30,000	30,000	30,000	30,000	30,000	30,000	30,000
730877 Hospitalization of Prisoners	1,185,692	1,001,599	429,581	0	0	0	0	0
731059 Laundry and Cleaning	1,911	9,000	6,083	4,000	4,000	29,000	29,000	29,000
731185 Medical Exam	120,976	330,000	138,010	0	0	0	0	0
731199 Medical Services Physicians	268,030	846,112	601,524	426,112	426,112	0	0	0
731304 Officers Training	25,106	0	0	0	0	0	0	0
731346 Personal Mileage	1,061	3,520	2,820	2,320	2,320	2,320	2,320	2,320
731388 Printing	0	2,000	2,000	2,000	2,000	2,000	2,000	2,000
731402 Prisoner Housing-Outside Co	0	250,000	250,000	250,000	250,000	100,000	100,000	100,000
731458 Professional Services	452,697	380,000	158,386	0	0	0	0	0
731577 Refund Prior Years Revenue	10,680	0	0	0	0	0	0	0
732004 Transportation of Prisoners	3,967	22,000	22,000	22,000	22,000	22,000	22,000	22,000
732018 Travel and Conference	0	2,400	1,000	0	0	0	0	0
732020 Travel Employee Taxable Meals	97	0	0	0	0	0	0	0
732060 Uniform Cleaning	568	0	0	0	0	0	0	0
	4,085,875	6,172,254	8,077,391	9,294,055	9,294,055	8,218,414	8,218,414	8,218,414

Department:	Sheriff	OAKLAND COUNTY, MICHIGAN
Organization:	40303 - Corrective Services	
Fund:	10100 - General	
FY2013 AND FY2014 AND FY2015 County Executive Budget Recommendation		

Account Number/Description	FY 2011 Actual	FY 2012		FY 2013 Amended Plan	FY 2014 Amended Plan	FY 2013 County Exec. Recommended	FY 2014 County Exec. Recommended	FY 2015 County Exec. Recommended
		Adopted Budget	Amended Budget					
Commodities								
750021 Bedding and Linen	67,188	70,000	89,913	70,000	70,000	70,000	70,000	70,000
750049 Computer Supplies	14,240	30,000	30,000	30,000	30,000	30,000	30,000	30,000
750056 Culinary Supplies	13,534	30,000	30,000	30,000	30,000	30,000	30,000	30,000
750063 Custodial Supplies	170,427	85,000	85,000	85,000	85,000	235,000	235,000	235,000
750070 Deputy Supplies	2,209	0	0	0	0	0	0	0
750112 Drugs	412,718	820,000	341,761	0	0	0	0	0
750119 Dry Goods and Clothing	65,859	31,500	30,625	30,000	30,000	70,000	70,000	70,000
750170 Other Expendable Equipment	22,737	115,000	187,350	115,000	115,000	115,000	115,000	115,000
750217 Groceries	1,609	40,000	40,000	40,000	40,000	40,000	40,000	40,000
750252 Indigent Orders	90	0	0	0	0	0	0	0
750301 Medical Supplies	42,993	60,000	28,709	0	0	0	0	0
750399 Office Supplies	44,096	48,000	43,333	40,000	40,000	40,000	40,000	40,000
750455 Printing Supplies	28	0	0	0	0	0	0	0
750462 Provisions	244	31,400	30,583	30,000	30,000	30,000	30,000	30,000
	857,972	1,360,900	937,274	470,000	470,000	660,000	660,000	660,000
Operating Expenses	4,943,847	7,533,154	9,014,665	9,764,055	9,764,055	8,878,414	8,878,414	8,878,414
Internal Support								
Internal Services								
770631 Bldg Space Cost Allocation	3,706,105	3,806,375	3,806,375	3,809,288	4,035,350	3,842,986	4,058,885	4,080,599
770667 Convenience Copier	19,247	17,340	15,931	14,924	14,924	19,306	19,306	19,306
772618 Equipment Rental	2,160	2,160	900	0	0	2,160	2,160	2,160
773530 CLEMIS Development	307,645	0	0	0	0	0	0	0
773535 Info Tech CLEMIS	15,048	8,000	8,000	8,000	8,000	15,355	16,122	16,929
773630 Info Tech Development	40,873	0	230,825	0	0	0	0	0
774636 Info Tech Operations	3,279,660	3,092,452	3,092,452	3,095,473	3,101,902	2,915,551	2,925,984	2,925,984
774677 Insurance Fund	105,442	108,452	108,452	108,452	108,452	104,739	104,739	104,739
775754 Maintenance Department Charges	146,257	0	77,636	0	0	0	0	0
776659 Motor Pool Fuel Charges	56,500	72,000	72,000	72,000	72,000	60,000	60,000	60,000
776661 Motor Pool	146,093	180,000	180,000	180,000	180,000	170,000	170,000	170,000
777560 Radio Communications	119,537	164,056	164,056	164,056	164,056	0	0	0
778675 Telephone Communications	21,629	22,685	21,666	20,938	20,938	23,484	23,484	23,484
	7,966,196	7,473,520	7,778,293	7,473,131	7,705,622	7,153,581	7,380,680	7,403,201
Internal Support	7,966,196	7,473,520	7,778,293	7,473,131	7,705,622	7,153,581	7,380,680	7,403,201
Grand Total Expenditures	48,076,949	51,280,360	51,432,080	50,706,596	50,939,087	48,416,493	48,493,092	48,515,613

Department:	Sheriff	OAKLAND COUNTY, MICHIGAN						
Organization:	40304 - Corrective Services-Satellite							
Fund:	10100 - General							
		FY2013 AND FY2014 AND FY2015 County Executive Budget Recommendation						

Account Number/Description	FY 2011 Actual	FY 2012		FY 2013 Amended Plan	FY 2014 Amended Plan	FY 2013 County Exec. Recommended	FY 2014 County Exec. Recommended	FY 2015 County Exec. Recommended
		Adopted Budget	Amended Budget					
Revenues								
Revenue								
Charges for Services								
630140	Board and Care	78,878	1,361,659	1,361,659	1,361,659	325,000	325,000	325,000
630238	Civil Action Service Fees	8,584	0	0	0	0	0	0
631806	Reimb Court Services	352,020	319,709	319,709	319,709	319,709	319,709	319,709
		<u>439,483</u>	<u>1,681,368</u>	<u>1,681,368</u>	<u>1,681,368</u>	<u>644,709</u>	<u>644,709</u>	<u>644,709</u>
Other Revenues								
670285	Enhancement Funds	555	0	0	0	0	0	0
		<u>555</u>	<u>0</u>	<u>0</u>	<u>0</u>	<u>0</u>	<u>0</u>	<u>0</u>
Revenue		440,038	1,681,368	1,681,368	1,681,368	644,709	644,709	644,709
Grand Total Revenues		440,038	1,681,368	1,681,368	1,681,368	644,709	644,709	644,709

Expenditures								
Personnel								
Salaries								
702010	Salaries Regular	5,633,124	6,660,321	6,660,321	6,660,321	6,660,321	6,824,657	6,824,657
702030	Holiday	189,476	0	0	0	0	0	0
702050	Annual Leave	426,347	0	0	0	0	0	0
702080	Sick Leave	127,292	0	0	0	0	0	0
702085	Fitness Leave	873	11,016	11,016	11,016	11,016	11,016	11,016
702100	Retroactive	98	0	0	0	0	0	0
702120	Jury Duty	544	0	0	0	0	0	0
702130	Shift Premium	950	0	0	0	0	0	0
702140	Other Miscellaneous Salaries	410	0	0	0	30,870	0	0
702190	Workers Compensation Pay	16,568	0	0	0	0	0	0
702200	Death Leave	11,208	0	0	0	0	0	0
702210	Holiday Leave	49,870	0	0	0	0	0	0
702240	Salary Adjustments	0	27,924	27,924	27,924	27,924	27,924	27,924
702360	Short Term Disability	107,692	0	0	0	0	0	0
712020	Overtime	792,372	279,800	279,800	279,800	279,800	279,800	279,800
712040	Holiday Overtime	94,534	81,600	81,600	81,600	81,600	81,600	81,600
712090	On Call	6,300	5,600	5,600	5,600	5,600	5,600	5,600
		<u>7,457,659</u>	<u>7,066,261</u>	<u>7,066,261</u>	<u>7,066,261</u>	<u>7,066,261</u>	<u>7,261,467</u>	<u>7,230,597</u>
Fringe Benefits								
722740	Fringe Benefits	0	0	0	0	0	18,130	0
722750	Workers Compensation	189,064	155,206	155,206	155,206	155,206	171,986	171,986
722760	Group Life	25,874	19,802	19,802	19,802	19,802	17,204	17,204
722770	Retirement	2,165,242	2,134,510	2,134,510	2,134,510	2,134,510	2,020,033	2,020,033
722780	Hospitalization	1,267,093	1,361,096	1,361,096	1,361,096	1,361,096	1,224,710	1,224,710
722790	Social Security	497,476	433,835	433,835	433,835	433,835	444,964	444,964

Department:	Sheriff	OAKLAND COUNTY, MICHIGAN
Organization:	40304 - Corrective Services-Satellite	
Fund:	10100 - General	
		FY2013 AND FY2014 AND FY2015 County Executive Budget Recommendation

Account Number/Description	FY 2011 Actual	FY 2012		FY 2013 Amended Plan	FY 2014 Amended Plan	FY 2013 County Exec. Recommended	FY 2014 County Exec. Recommended	FY 2015 County Exec. Recommended
		Adopted Budget	Amended Budget					
722800 Dental	97,467	96,732	96,732	96,732	96,732	95,342	95,342	95,342
722810 Disability	18,815	17,212	17,212	17,212	17,212	80,810	80,810	80,810
722820 Unemployment Insurance	32,219	25,241	25,241	25,241	25,241	25,253	25,253	25,253
722850 Optical	5,095	5,203	5,203	5,203	5,203	5,809	5,809	5,809
722900 Fringe Benefit Adjustments	0	194,211	194,211	194,211	194,211	186,187	186,187	186,187
	4,298,346	4,443,048	4,443,048	4,443,048	4,443,048	4,290,428	4,272,298	4,272,298
Personnel	11,756,005	11,509,309	11,509,309	11,509,309	11,509,309	11,551,895	11,502,895	11,502,895
Operating Expenses								
Contractual Services								
730548 Drug Testing	113	0	0	0	0	0	0	0
730646 Equipment Maintenance	33,273	22,000	22,000	22,000	22,000	22,000	22,000	22,000
731059 Laundry and Cleaning	24,549	500	500	500	500	500	500	500
731346 Personal Mileage	1,142	0	0	0	0	0	0	0
731388 Printing	0	4,250	4,250	4,250	4,250	4,250	4,250	4,250
731458 Professional Services	1,395	0	0	0	0	0	0	0
732020 Travel Employee Taxable Meals	4,908	0	0	0	0	0	0	0
	65,379	26,750	26,750	26,750	26,750	26,750	26,750	26,750
Commodities								
750021 Bedding and Linen	0	2,000	2,000	2,000	2,000	2,000	2,000	2,000
750063 Custodial Supplies	68,866	0	0	0	0	0	0	0
750119 Dry Goods and Clothing	6,668	2,000	2,000	2,000	2,000	2,000	2,000	2,000
750154 Expendable Equipment	1,095	0	0	0	0	0	0	0
750210 Gasoline Charges	559	0	0	0	0	0	0	0
750399 Office Supplies	7,762	0	0	0	0	0	0	0
	84,950	4,000	4,000	4,000	4,000	4,000	4,000	4,000
Operating Expenses	150,329	30,750	30,750	30,750	30,750	30,750	30,750	30,750
Internal Support								
Internal Services								
770631 Bldg Space Cost Allocation	785,923	906,550	906,550	907,245	961,085	897,560	947,986	953,057
770667 Convenience Copier	1,636	1,470	1,470	1,470	1,470	1,859	1,859	1,859
774677 Insurance Fund	1,908	4,091	4,091	4,091	4,091	3,084	3,268	3,378
775754 Maintenance Department Charges	3,975	0	3,174	0	0	0	0	0
776659 Motor Pool Fuel Charges	30,977	28,000	28,000	28,000	28,000	28,000	28,000	28,000
776661 Motor Pool	55,609	45,000	45,000	45,000	45,000	50,000	50,000	50,000
776666 Print Shop	1,721	0	0	0	0	0	0	0
778675 Telephone Communications	11,910	12,491	12,491	12,491	12,491	13,635	13,635	13,635
	893,658	997,602	1,000,776	998,297	1,052,137	994,138	1,044,748	1,049,929
Internal Support	893,658	997,602	1,000,776	998,297	1,052,137	994,138	1,044,748	1,049,929
Grand Total Expenditures	12,799,991	12,537,661	12,540,835	12,538,356	12,592,196	12,576,783	12,578,393	12,583,574

Department:	Sheriff	OAKLAND COUNTY, MICHIGAN
Organization:	40305 - Sheriff Emerg Resp and Prepare	
Fund:	10100 - General	

FY2013 AND FY2014 AND FY2015 County Executive Budget Recommendation

Account Number/Description	FY 2011 Actual	FY 2012		FY 2013 Amended Plan	FY 2014 Amended Plan	FY 2013 County Exec. Recommended	FY 2014 County Exec. Recommended	FY 2015 County Exec. Recommended
		Adopted Budget	Amended Budget					
Revenues								
Revenue								
Charges for Services								
630238	Civil Action Service Fees	1,309,243	1,555,000	1,555,000	1,555,000	1,555,000	1,555,000	1,555,000
630539	Dispatch Services	726,421	1,051,382	991,829	971,185	992,251	870,011	891,077
631253	Miscellaneous	6	0	0	0	0	0	0
631603	Processing Fees	109,446	0	0	0	0	0	0
631827	Reimb General	236	0	0	0	0	0	0
		2,145,351	2,606,382	2,546,829	2,526,185	2,547,251	2,425,011	2,446,077
		2,145,351	2,606,382	2,546,829	2,526,185	2,425,011	2,446,077	2,446,077
		2,145,351	2,606,382	2,546,829	2,526,185	2,425,011	2,446,077	2,446,077

Expenditures

Personnel								
Salaries								
702010	Salaries Regular	2,441,808	3,176,967	3,149,212	3,121,457	3,121,457	3,154,159	3,154,159
702030	Holiday	95,068	0	0	0	0	0	0
702050	Annual Leave	178,346	0	0	0	0	0	0
702080	Sick Leave	54,828	0	0	0	0	0	0
702085	Fitness Leave	961	3,672	3,672	3,672	3,672	3,672	3,672
702100	Retroactive	1,456	0	0	0	0	0	0
702120	Jury Duty	93	0	0	0	0	0	0
702130	Shift Premium	30,722	26,660	26,660	26,660	26,660	26,660	26,660
702140	Other Miscellaneous Salaries	1,967	0	0	0	0	21,420	0
702190	Workers Compensation Pay	187	0	0	0	0	0	0
702200	Death Leave	3,576	0	0	0	0	0	0
702210	Holiday Leave	34,351	0	0	0	0	0	0
702240	Salary Adjustments	0	15,671	15,671	15,671	15,671	15,671	15,671
702360	Short Term Disability	39,828	0	0	0	0	0	0
712020	Overtime	307,621	688,150	698,571	747,901	768,967	747,901	768,967
712040	Holiday Overtime	72,822	29,800	29,800	29,800	29,800	29,800	29,800
712090	On Call	4,900	5,600	5,600	5,600	5,600	5,600	5,600
		3,268,535	3,946,520	3,929,186	3,950,761	3,971,827	4,004,883	4,004,529
Fringe Benefits								
722740	Fringe Benefits	0	1,687	1,687	1,687	1,687	12,580	0
722750	Workers Compensation	79,109	77,994	77,667	77,340	77,340	77,314	77,314
722760	Group Life	13,601	11,863	11,729	11,603	11,603	9,532	9,532
722770	Retirement	1,137,765	1,293,305	1,279,029	1,264,752	1,264,752	1,227,001	1,227,001
722780	Hospitalization	728,317	975,255	960,713	946,171	946,171	855,594	855,594
722790	Social Security	241,350	241,645	238,954	236,262	236,262	240,231	240,231
722800	Dental	55,106	66,346	65,576	64,806	64,806	62,592	62,592
722810	Disability	8,980	10,260	10,159	10,060	10,060	46,216	46,216

Department:	Sheriff	OAKLAND COUNTY, MICHIGAN
Organization:	40305 - Sheriff Emerg Resp and Prepare	
Fund:	10100 - General	
		FY2013 AND FY2014 AND FY2015 County Executive Budget Recommendation

Account Number/Description	FY 2011 Actual	FY 2012		FY 2013 Amended Plan	FY 2014 Amended Plan	FY 2013 County Exec. Recommended	FY 2014 County Exec. Recommended	FY 2015 County Exec. Recommended
		Adopted Budget	Amended Budget					
722820 Unemployment Insurance	14,147	12,050	15,056	17,046	17,046	11,670	11,670	11,670
722850 Optical	2,579	3,546	3,467	3,388	3,388	5,686	5,686	5,686
722900 Fringe Benefit Adjustments	0	369,714	369,714	369,714	369,714	380,368	380,368	380,368
	2,280,955	3,063,665	3,033,751	3,002,829	3,002,829	2,928,784	2,916,204	2,916,204
Personnel	5,549,490	7,010,185	6,962,937	6,953,590	6,974,656	6,933,667	6,920,733	6,920,733
Operating Expenses								
Contractual Services								
730114 Auction Expense	16,800	14,400	14,400	14,400	14,400	14,400	14,400	14,400
730324 Communications	139	0	0	0	0	0	0	0
730515 Dental Services	347	0	0	0	0	0	0	0
730611 Employees Medical Exams	35,703	68,649	68,649	68,649	68,649	68,649	68,649	68,649
730646 Equipment Maintenance	112,860	26,000	26,000	26,000	26,000	26,000	26,000	26,000
730653 Equipment Rental	8,200	0	0	0	0	0	0	0
730716 Fees Civil Service	1,232,481	1,056,391	1,056,391	1,056,391	1,056,391	1,056,391	1,056,391	1,056,391
730753 Foreign Transaction Fee	22	0	0	0	0	0	0	0
731059 Laundry and Cleaning	924	0	0	0	0	0	0	0
731213 Membership Dues	1,330	0	0	0	0	0	0	0
731297 Officer Fees	18,586	10,080	10,080	10,080	10,080	10,080	10,080	10,080
731304 Officers Training	62,954	66,920	66,920	66,920	66,920	66,920	66,920	66,920
731346 Personal Mileage	3,067	0	0	0	0	0	0	0
731388 Printing	0	510	510	510	510	510	510	510
731458 Professional Services	0	14,000	14,000	14,000	14,000	14,000	14,000	14,000
732020 Travel Employee Taxable Meals	304	0	0	0	0	0	0	0
	1,493,717	1,256,950	1,256,950	1,256,950	1,256,950	1,256,950	1,256,950	1,256,950
Commodities								
750170 Other Expendable Equipment	885	0	0	0	0	0	0	0
750252 Indigent Orders	56	0	0	0	0	0	0	0
750280 Laboratory Supplies	1,330	0	0	0	0	0	0	0
750399 Office Supplies	18,884	3,000	3,000	3,000	3,000	3,000	3,000	3,000
750462 Provisions	0	1,000	1,000	1,000	1,000	1,000	1,000	1,000
750567 Training-Educational Supplies	0	1,000	1,000	1,000	1,000	1,000	1,000	1,000
750581 Uniforms	0	8,000	7,500	7,000	7,000	7,000	7,000	7,000
	21,155	13,000	12,500	12,000	12,000	12,000	12,000	12,000
Operating Expenses	1,514,872	1,269,950	1,269,450	1,268,950	1,268,950	1,268,950	1,268,950	1,268,950
Internal Support								
Internal Services								
770631 Bldg Space Cost Allocation	113,348	126,384	126,384	126,481	133,987	119,861	126,594	127,271
770667 Convenience Copier	1,180	1,447	1,447	1,447	1,447	1,184	1,184	1,184
772618 Equipment Rental	22,800	22,800	22,800	22,800	22,800	0	0	0
774636 Info Tech Operations	6,948	2,037	2,037	2,039	2,049	15,323	15,377	15,377
774677 Insurance Fund	7,854	7,854	7,854	7,854	7,854	7,858	7,858	7,858
777560 Radio Communications	3,386	0	0	0	0	0	0	0
778675 Telephone Communications	4,034	3,596	3,596	3,596	3,596	6,258	6,258	6,258

Department:	Sheriff	OAKLAND COUNTY, MICHIGAN
Organization:	40305 - Sheriff Emerg Resp and Prepare	
Fund:	10100 - General	

FY2013 AND FY2014 AND FY2015 County Executive Budget Recommendation

Account Number/Description	FY 2011 Actual	FY 2012		FY 2013 Amended Plan	FY 2014 Amended Plan	FY 2013 County Exec. Recommended	FY 2014 County Exec. Recommended	FY 2015 County Exec. Recommended
		Adopted Budget	Amended Budget					
	159,551	164,118	164,118	164,217	171,733	150,484	157,271	157,948
Internal Support	159,551	164,118	164,118	164,217	171,733	150,484	157,271	157,948
Grand Total Expenditures	7,223,912	8,444,253	8,396,505	8,386,757	8,415,339	8,353,101	8,346,954	8,347,631

Department:	Sheriff	OAKLAND COUNTY, MICHIGAN						
Organization:	40306 - Patrol Services							
Fund:	10100 - General							
		FY2013 AND FY2014 AND FY2015 County Executive Budget Recommendation						

Account Number/Description	FY 2011 Actual	FY 2012		FY 2013 Amended Plan	FY 2014 Amended Plan	FY 2013 County Exec. Recommended	FY 2014 County Exec. Recommended	FY 2015 County Exec. Recommended
		Adopted Budget	Amended Budget					

Revenues

Revenues								
State Grants								
615571	State Operating Grants	1,905	0	2,160	0	0	0	0
		1,905	0	2,160	0	0	0	0
Other Intergovern. Revenues								
626619	Marine Safety	161,444	368,840	196,102	200,000	200,000	200,000	200,000
		161,444	368,840	196,102	200,000	200,000	200,000	200,000
Charges for Services								
630686	Fee Income	4,921	0	0	0	0	0	0
630973	Inspection of Boat Livery	7,204	1,000	1,000	1,000	1,000	1,000	1,000
631113	Liquor Control Sheriff	4,102	0	0	0	0	0	0
631253	Miscellaneous	1,213	1,000	1,000	1,000	1,000	1,000	1,000
631428	OUIL Third Offense	0	135,000	135,000	135,000	135,000	35,000	35,000
631869	Reimb Salaries	3,831,417	3,180,734	3,357,432	3,349,574	3,349,574	4,473,894	4,473,894
632093	Sheriff Special Deputies	30,282,053	39,934,695	39,198,132	39,197,085	39,699,120	39,815,787	39,815,787
632506	Wrecker Service	9,344	0	0	0	0	6,000	6,000
		34,140,253	43,252,429	42,692,564	42,683,659	43,185,694	44,332,681	44,332,681
Other Revenues								
670114	Cash Overages	1	0	0	0	0	0	0
670228	County Auction	4,000	6,000	6,000	6,000	6,000	6,000	6,000
670285	Enhancement Funds	13,703	12,718	12,718	12,718	12,718	12,718	12,718
670570	Refund Prior Years Expenditure	36,240	0	0	0	0	0	0
		53,944	18,718	18,718	18,718	18,718	18,718	18,718
Revenue		34,357,546	43,639,987	42,909,544	42,902,377	43,404,412	44,551,399	44,551,399
Grand Total Revenues		34,357,546	43,639,987	42,909,544	42,902,377	43,404,412	44,551,399	44,551,399

Expenditures

Personnel								
Salaries								
702010	Salaries Regular	16,069,783	22,071,580	21,842,090	21,666,853	21,666,853	22,147,244	22,147,244
702030	Holiday	612,017	0	0	0	0	0	0
702050	Annual Leave	1,325,068	0	0	0	0	0	0
702080	Sick Leave	368,873	0	0	0	0	0	0
702085	Fitness Leave	1,775	33,966	33,966	33,966	33,966	33,966	33,966
702100	Retroactive	9,040	0	0	0	0	0	0
702120	Jury Duty	773	0	0	0	0	0	0
702140	Other Miscellaneous Salaries	251,626	0	0	0	0	104,580	0
702190	Workers Compensation Pay	64,062	0	0	0	0	0	0
702200	Death Leave	23,039	0	0	0	0	0	0
702210	Holiday Leave	112,259	0	0	0	0	0	0

Department:	Sheriff	OAKLAND COUNTY, MICHIGAN						
Organization:	40306 - Patrol Services							
Fund:	10100 - General							
		FY2013 AND FY2014 AND FY2015 County Executive Budget Recommendation						

Account Number/Description	FY 2011 Actual	FY 2012		FY 2013 Amended Plan	FY 2014 Amended Plan	FY 2013 County Exec. Recommended	FY 2014 County Exec. Recommended	FY 2015 County Exec. Recommended
		Adopted Budget	Amended Budget					
702240 Salary Adjustments	0	94,752	94,752	94,752	94,752	94,752	94,752	94,752
702360 Short Term Disability	137,188	0	0	0	0	0	0	0
712020 Overtime	1,946,232	4,303,279	4,569,551	4,259,797	4,259,797	4,259,797	4,259,797	4,259,797
712040 Holiday Overtime	382,942	278,200	278,200	278,200	278,200	278,200	278,200	278,200
712090 On Call	11,900	6,900	6,900	6,900	6,900	6,900	6,900	6,900
	21,316,576	26,788,677	26,825,459	26,340,468	26,340,468	26,925,439	26,820,859	26,820,859
Fringe Benefits								
722740 Fringe Benefits	3,231	449	449	449	449	61,420	0	0
722750 Workers Compensation	546,366	554,626	550,517	547,902	547,902	572,727	572,727	572,727
722760 Group Life	83,975	81,797	80,439	79,911	79,911	65,416	65,416	65,416
722770 Retirement	7,272,164	8,550,812	8,434,491	8,387,055	8,387,055	8,202,210	8,202,210	8,202,210
722780 Hospitalization	3,898,613	5,440,869	5,367,537	5,340,122	5,340,122	4,981,175	4,981,175	4,981,175
722790 Social Security	1,580,299	1,632,870	1,611,036	1,601,330	1,601,330	1,641,189	1,641,189	1,641,189
722800 Dental	298,347	368,246	363,742	361,970	361,970	375,158	375,158	375,158
722810 Disability	54,386	66,344	65,380	65,006	65,006	308,338	308,338	308,338
722820 Unemployment Insurance	92,362	83,414	82,560	81,893	81,893	81,961	81,961	81,961
722850 Optical	13,337	20,183	19,908	19,802	19,802	32,235	32,235	32,235
722900 Fringe Benefit Adjustments	0	3,124,408	3,124,408	3,124,408	3,124,408	2,143,601	2,143,601	2,143,601
	13,843,081	19,924,018	19,700,467	19,609,848	19,609,848	18,465,430	18,404,010	18,404,010
Personnel	35,159,658	46,712,695	46,525,926	45,950,316	45,950,316	45,390,869	45,224,869	45,224,869
Operating Expenses								
Contractual Services								
730114 Auction Expense	0	1,000	1,000	1,000	1,000	1,000	1,000	1,000
730303 Clothing Allowance	15,373	15,825	15,825	15,825	15,825	15,825	15,825	15,825
730324 Communications	1,113	1,000	1,000	1,000	1,000	1,000	1,000	1,000
730611 Employees Medical Exams	1,885	0	0	0	0	0	0	0
730646 Equipment Maintenance	100,556	172,514	172,992	172,514	172,514	172,514	172,514	172,514
730653 Equipment Rental	0	38,432	36,218	35,232	35,232	35,232	35,232	35,232
730940 Insurance	550	1,000	1,000	1,000	1,000	1,000	1,000	1,000
731024 K-9 Program	67,337	47,500	47,500	47,500	47,500	47,500	47,500	47,500
731283 North Oakland Sub-Station	7,224	11,000	11,000	11,000	11,000	11,000	11,000	11,000
731285 NSP PI	525	0	0	0	0	0	0	0
731304 Officers Training	3,290	29,823	36,823	29,823	29,823	29,823	29,823	29,823
731346 Personal Mileage	3,571	0	0	0	0	0	0	0
731458 Professional Services	520	0	0	0	0	0	0	0
731626 Rent	41,760	43,740	43,740	43,740	43,740	83,740	83,740	83,740
731934 Towing and Storage Fees	3,938	8,000	8,000	8,000	8,000	8,000	8,000	8,000
732018 Travel and Conference	0	1,000	1,000	1,000	1,000	1,000	1,000	1,000
732020 Travel Employee Taxable Meals	202	0	0	0	0	0	0	0
732060 Uniform Cleaning	318	3,112	3,112	3,112	3,112	3,112	3,112	3,112
	248,162	373,946	379,210	370,746	370,746	410,746	410,746	410,746
Commodities								
750063 Custodial Supplies	4,857	8,200	8,200	8,200	8,200	8,200	8,200	8,200

Department:	Sheriff	OAKLAND COUNTY, MICHIGAN
Organization:	40306 - Patrol Services	
Fund:	10100 - General	
FY2013 AND FY2014 AND FY2015 County Executive Budget Recommendation		

Account Number/Description	FY 2011 Actual	FY 2012		FY 2013 Amended Plan	FY 2014 Amended Plan	FY 2013 County Exec. Recommended	FY 2014 County Exec. Recommended	FY 2015 County Exec. Recommended
		Adopted Budget	Amended Budget					
750070 Deputy Supplies	(42)	25,935	267,534	23,464	23,464	23,464	23,464	23,464
750084 Diving Supplies	3,637	8,000	8,000	8,000	8,000	8,000	8,000	8,000
750154 Expendable Equipment	26,628	0	39,287	0	0	0	0	0
750170 Other Expendable Equipment	3,285	0	0	0	0	0	0	0
750210 Gasoline Charges	51,010	50,239	50,239	50,239	50,239	50,239	50,239	50,239
750301 Medical Supplies	0	500	500	500	500	500	500	500
750399 Office Supplies	34,093	1,100	1,100	1,100	1,100	31,100	31,100	31,100
750427 Photographic Supplies	192	0	0	0	0	0	0	0
750497 Shop Supplies	99	500	500	500	500	500	500	500
750581 Uniforms	0	49,531	47,562	46,591	46,591	46,591	46,591	46,591
	123,760	144,005	422,922	138,594	138,594	168,594	168,594	168,594
Capital Outlay								
760051 Boats	0	56,245	56,620	56,245	56,245	56,245	56,245	56,245
760157 Equipment	917	0	0	0	0	0	0	0
	917	56,245	56,620	56,245	56,245	56,245	56,245	56,245
Operating Expenses	372,839	574,196	858,752	565,585	565,585	635,585	635,585	635,585
Internal Support								
Internal Services								
770631 Bldg Space Cost Allocation	167,212	110,822	110,822	110,907	117,488	106,505	112,490	113,091
770667 Convenience Copier	1,849	2,304	2,304	2,304	2,304	1,741	1,741	1,741
772618 Equipment Rental	398,466	357,240	357,240	357,240	357,240	486,324	486,324	486,324
773535 Info Tech CLEMIS	106,464	118,370	117,623	122,752	128,454	117,905	123,800	129,992
773630 Info Tech Development	23,671	0	25,437	0	0	0	0	0
773637 Info Tech Equipment Rental	192,412	184,866	184,866	184,866	184,866	214,424	214,424	214,424
774636 Info Tech Operations	11,482	6,255	6,255	6,261	6,293	248,882	249,772	249,772
774677 Insurance Fund	255,030	397,900	394,408	403,515	414,227	342,712	355,357	369,874
775754 Maintenance Department Charges	1,715	0	0	0	0	0	0	0
776659 Motor Pool Fuel Charges	1,036,737	1,125,600	1,126,371	1,125,600	1,125,600	1,134,223	1,134,223	1,134,223
776661 Motor Pool	2,608,130	2,574,530	2,552,520	2,545,184	2,545,184	2,646,540	2,646,540	2,646,540
777560 Radio Communications	12,932	788	788	788	788	0	0	0
778675 Telephone Communications	16,974	12,595	12,595	12,595	12,595	44,982	44,982	44,982
	4,833,073	4,891,270	4,891,229	4,872,012	4,895,039	5,344,238	5,369,653	5,390,963
Internal Support	4,833,073	4,891,270	4,891,229	4,872,012	4,895,039	5,344,238	5,369,653	5,390,963
Transfers/Other Sources (Uses)								
Transfers Out								
788001 Transfers Out	74,718	0	0	0	0	0	0	0
	74,718	0	0	0	0	0	0	0
Transfers/Other Sources (Uses)	74,718	0	0	0	0	0	0	0
Grand Total Expenditures	40,440,288	52,178,161	52,275,907	51,387,913	51,410,940	51,370,692	51,230,107	51,251,417

Department:	Sheriff	OAKLAND COUNTY, MICHIGAN
Organization:	40309 - Investigative/Forensic Service	
Fund:	10100 - General	
		FY2013 AND FY2014 AND FY2015 County Executive Budget Recommendation

Account Number/Description	FY 2011 Actual	FY 2012		FY 2013 Amended Plan	FY 2014 Amended Plan	FY 2013 County Exec. Recommended	FY 2014 County Exec. Recommended	FY 2015 County Exec. Recommended
		Adopted Budget	Amended Budget					

Revenues

Revenue								
Charges for Services								
630350	Confiscated Property	15,958	500	500	500	500	500	500
630563	Drug Testing	621,071	683,892	683,892	683,892	683,892	683,892	683,892
631253	Miscellaneous	14,671	0	0	0	0	0	0
631729	Refund Forensic Lab Fees	0	50,000	50,000	50,000	50,000	50,000	50,000
631750	Refunds NET	14,942	5,000	5,000	5,000	5,000	5,000	5,000
631869	Reimb Salaries	150,591	53,000	53,000	53,000	53,000	0	0
632506	Wrecker Service	2,473	0	0	0	0	0	0
		819,706	792,392	792,392	792,392	792,392	739,392	739,392
Investment Income								
655616	Interest Credited	67	0	0	0	0	0	0
		67	0	0	0	0	0	0
Other Revenues								
670285	Enhancement Funds	83,170	19,745	197,451	19,745	19,745	19,745	19,745
670570	Refund Prior Years Expenditure	75,166	0	0	0	0	0	0
		158,336	19,745	197,451	19,745	19,745	19,745	19,745
		978,110	812,137	989,843	812,137	812,137	759,137	759,137
Revenue		978,110	812,137	989,843	812,137	812,137	759,137	759,137
Grand Total Revenues		978,110	812,137	989,843	812,137	812,137	759,137	759,137

Expenditures

Personnel								
Salaries								
702010	Salaries Regular	3,289,311	4,088,197	4,088,197	4,088,197	4,088,197	4,178,763	4,178,763
702030	Holiday	133,194	0	0	0	0	0	0
702050	Annual Leave	291,695	0	0	0	0	0	0
702080	Sick Leave	75,589	0	0	0	0	0	0
702085	Fitness Leave	1,286	19,278	19,278	19,278	19,278	19,278	19,278
702120	Jury Duty	103	0	0	0	0	0	0
702140	Other Miscellaneous Salaries	24,124	0	0	0	20,475	0	0
702190	Workers Compensation Pay	3,235	0	0	0	0	0	0
702200	Death Leave	6,618	0	0	0	0	0	0
702210	Holiday Leave	13,004	0	0	0	0	0	0
702240	Salary Adjustments	114	2,199	2,199	2,199	2,199	2,199	2,199
702360	Short Term Disability	8,314	0	0	0	0	0	0
712020	Overtime	387,927	413,600	413,600	413,600	413,600	413,600	413,600
712040	Holiday Overtime	10,240	42,500	42,500	42,500	42,500	42,500	42,500
712090	On Call	7,000	6,300	6,300	6,300	6,300	6,300	6,300
		4,251,753	4,572,074	4,572,074	4,572,074	4,572,074	4,683,115	4,662,640

Fringe Benefits

Department:	Sheriff	OAKLAND COUNTY, MICHIGAN						
Organization:	40309 - Investigative/Forensic Service							
Fund:	10100 - General							
		FY2013 AND FY2014 AND FY2015 County Executive Budget Recommendation						

Account Number/Description	FY 2011 Actual	FY 2012		FY 2013 Amended Plan	FY 2014 Amended Plan	FY 2013 County Exec. Recommended	FY 2014 County Exec. Recommended	FY 2015 County Exec. Recommended
		Adopted Budget	Amended Budget					
722740 Fringe Benefits	1	0	0	0	0	12,025	0	0
722750 Workers Compensation	95,914	93,122	93,122	93,122	93,122	95,374	95,374	95,374
722760 Group Life	17,599	15,123	15,123	15,123	15,123	12,792	12,792	12,792
722770 Retirement	1,473,996	1,642,787	1,642,787	1,642,787	1,642,787	1,592,887	1,592,887	1,592,887
722780 Hospitalization	777,249	981,010	981,010	981,010	981,010	916,270	916,270	916,270
722790 Social Security	313,572	311,663	311,663	311,663	311,663	318,731	318,731	318,731
722800 Dental	57,259	65,403	65,403	65,403	65,403	65,078	65,078	65,078
722810 Disability	11,639	12,298	12,298	12,298	12,298	60,287	60,287	60,287
722820 Unemployment Insurance	18,533	15,536	15,536	15,536	15,536	15,462	15,462	15,462
722850 Optical	2,935	3,809	3,809	3,809	3,809	6,048	6,048	6,048
722900 Fringe Benefit Adjustments	31,161	224,729	224,729	224,729	224,729	221,936	221,936	221,936
	2,799,859	3,365,480	3,365,480	3,365,480	3,365,480	3,316,890	3,304,865	3,304,865
Personnel	7,051,612	7,937,554	7,937,554	7,937,554	7,937,554	8,000,005	7,967,505	7,967,505

Operating Expenses

Contractual Services

730114 Auction Expense	881	0	0	0	0	0	0	0
730121 Bank Charges	494	0	0	0	0	0	0	0
730303 Clothing Allowance	12,210	15,670	15,670	15,670	15,670	15,670	15,670	15,670
730324 Communications	1,335	0	0	0	0	0	0	0
730373 Contracted Services	75,700	80,000	80,000	80,000	80,000	80,000	80,000	80,000
730548 Drug Testing	126,484	150,396	150,396	150,396	150,396	150,396	150,396	150,396
730646 Equipment Maintenance	14,059	16,000	16,492	16,000	16,000	16,000	16,000	16,000
730653 Equipment Rental	0	12,000	12,000	12,000	12,000	12,000	12,000	12,000
730674 Evidence Fund NET	65,462	150,000	150,000	150,000	150,000	150,000	150,000	150,000
730695 Extradition Expense	363	12,000	12,000	12,000	12,000	12,000	12,000	12,000
731122 Liquor and Gambling Evidence	4,085	12,000	12,000	12,000	12,000	12,000	12,000	12,000
731304 Officers Training	7,265	0	11,983	0	0	0	0	0
731346 Personal Mileage	223	0	0	0	0	0	0	0
731388 Printing	0	5,100	5,100	5,100	5,100	5,100	5,100	5,100
731458 Professional Services	41,616	400,000	400,000	400,000	400,000	40,000	40,000	40,000
731780 Software Support Maintenance	0	10,000	87,900	10,000	10,000	10,000	10,000	10,000
731934 Towing and Storage Fees	17,665	0	0	0	0	0	0	0
732004 Transportation of Prisoners	21	0	0	0	0	0	0	0
732018 Travel and Conference	412	10,000	10,000	10,000	10,000	10,000	10,000	10,000
732020 Travel Employee Taxable Meals	934	0	0	0	0	0	0	0
	369,208	873,166	963,541	873,166	873,166	513,166	513,166	513,166

Commodities

750049 Computer Supplies	7,587	2,000	2,000	2,000	2,000	2,000	2,000	2,000
750063 Custodial Supplies	97	0	0	0	0	0	0	0
750070 Deputy Supplies	12,511	207	21,124	207	207	207	207	207
750154 Expendable Equipment	26,843	0	17,500	0	0	0	0	0
750170 Other Expendable Equipment	1,934	0	0	0	0	0	0	0
750189 Fingerprint Supplies	0	10,000	10,000	10,000	10,000	10,000	10,000	10,000
750203 Forensic Lab Enhancement	15,616	45,000	45,000	45,000	45,000	45,000	45,000	45,000

Department:	Sheriff	OAKLAND COUNTY, MICHIGAN
Organization:	40309 - Investigative/Forensic Service	
Fund:	10100 - General	

FY2013 AND FY2014 AND FY2015 County Executive Budget Recommendation

Account Number/Description	FY 2011 Actual	FY 2012		FY 2013 Amended Plan	FY 2014 Amended Plan	FY 2013 County Exec. Recommended	FY 2014 County Exec. Recommended	FY 2015 County Exec. Recommended
		Adopted Budget	Amended Budget					
750210 Gasoline Charges	56	0	0	0	0	0	0	0
750280 Laboratory Supplies	135,985	80,000	80,000	80,000	80,000	80,000	80,000	80,000
750294 Material and Supplies	25	25,056	25,056	25,056	25,056	25,056	25,056	25,056
750399 Office Supplies	39,996	30,099	30,099	30,099	30,099	30,099	30,099	30,099
750427 Photographic Supplies	736	5,000	5,000	5,000	5,000	5,000	5,000	5,000
	241,387	197,362	235,779	197,362	197,362	197,362	197,362	197,362
Capital Outlay								
760157 Equipment	221,404	0	73,060	0	0	0	0	0
	221,404	0	73,060	0	0	0	0	0
Operating Expenses	831,999	1,070,528	1,272,380	1,070,528	1,070,528	710,528	710,528	710,528
Internal Support								
Internal Services								
770631 Bldg Space Cost Allocation	451,449	513,148	513,148	513,541	544,016	553,332	584,420	587,546
770667 Convenience Copier	11,695	11,831	11,831	11,831	11,831	11,518	11,518	11,518
773630 Info Tech Development	10,655	0	0	0	0	0	0	0
774636 Info Tech Operations	53,425	50,472	50,472	50,521	50,786	62,639	62,863	62,863
774677 Insurance Fund	79,243	358,254	358,254	363,301	368,541	342,341	348,740	362,482
775754 Maintenance Department Charges	217	0	38	0	0	0	0	0
776659 Motor Pool Fuel Charges	186,501	202,000	202,000	202,000	202,000	182,000	182,000	182,000
776661 Motor Pool	592,405	580,700	580,700	580,700	580,700	580,700	580,700	580,700
776666 Print Shop	483	0	0	0	0	0	0	0
777560 Radio Communications	18,796	0	0	0	0	0	0	0
778675 Telephone Communications	298,574	313,305	313,305	313,305	313,305	314,987	314,987	314,987
	1,703,442	2,029,710	2,029,748	2,035,199	2,071,179	2,047,517	2,085,228	2,102,096
Internal Support	1,703,442	2,029,710	2,029,748	2,035,199	2,071,179	2,047,517	2,085,228	2,102,096
Transfers/Other Sources (Uses)								
Transfers Out								
788001 Transfers Out	564,517	334,086	711,673	334,086	334,086	334,086	334,086	334,086
	564,517	334,086	711,673	334,086	334,086	334,086	334,086	334,086
Transfers/Other Sources (Uses)	564,517	334,086	711,673	334,086	334,086	334,086	334,086	334,086
Grand Total Expenditures	10,151,569	11,371,878	11,951,355	11,377,367	11,413,347	11,092,136	11,097,347	11,114,215

Department:	201 - County Clerk	OAKLAND COUNTY, MICHIGAN						
General Fund / General Purpose		FY2013 AND FY2014 AND FY2015 County Executive Budget Recommendation						

Account Number/Description	FY 2011 Actual	FY 2012		FY 2013 Amended Plan	FY 2014 Amended Plan	FY 2013 County Exec. Recommended	FY 2014 County Exec. Recommended	FY 2015 County Exec. Recommended
		Adopted Budget	Amended Budget					

Revenues

Revenue		FY 2011 Actual	FY 2012 Adopted Budget	FY 2012 Amended Budget	FY 2013 Amended Plan	FY 2014 Amended Plan	FY 2013 County Exec. Recommended	FY 2014 County Exec. Recommended	FY 2015 County Exec. Recommended
Charges for Services									
630021	Admission to the Bar	6,200	6,100	6,100	6,100	6,100	6,100	6,100	6,100
630035	Adoptive Info Request Fee	60	1,000	1,000	1,000	1,000	0	0	0
630091	Appeals Appellate Court	7,800	8,000	8,000	8,000	8,000	8,000	8,000	8,000
630119	Assumed Names	68,602	75,600	75,600	75,600	75,600	75,600	75,600	75,600
630147	Board of Canvasser Service Fee	11,461	22,387	22,837	22,387	22,387	22,687	22,687	22,687
630161	Bond Fees	55,398	100,000	100,000	100,000	100,000	100,000	100,000	100,000
630210	Certified Copies	864,614	574,366	574,366	574,366	574,366	574,366	574,366	574,366
630217	Chattel Mortgages	22,484	35,000	35,000	35,000	35,000	35,000	35,000	35,000
630231	Civil Action Entry Fees	438,191	400,000	400,000	400,000	400,000	400,000	400,000	400,000
630287	Co partnership New	1,730	2,000	2,000	2,000	2,000	2,000	2,000	2,000
630294	Collection Fees	0	1,000	1,000	1,000	1,000	1,000	1,000	1,000
630343	Confidential Intermediary	0	6,000	6,000	6,000	6,000	0	0	0
630364	Construction Lien	1,375	2,000	2,000	2,000	2,000	2,000	2,000	2,000
630385	Costs	15,604	7,000	7,000	7,000	7,000	7,000	7,000	7,000
630441	CVR County Portion	27,597	20,000	20,000	20,000	20,000	20,000	20,000	20,000
630476	Deeds	468,565	500,000	500,000	500,000	500,000	500,000	500,000	500,000
630604	e Filing Fees	142,349	130,000	130,000	130,000	130,000	130,000	130,000	130,000
630609	Election Filing Fees Late	11,805	5,535	5,535	5,535	5,535	5,535	5,535	5,535
630616	Election Recount Forfeitures	340	200	200	200	200	200	200	200
630637	Enhanced Access Fees	730,204	800,000	800,000	800,000	800,000	800,000	800,000	800,000
630679	Fed Tax Liens Cert of Release	0	20,000	20,000	20,000	20,000	20,000	20,000	20,000
630798	Forfeiture of Bonds	43,775	187,207	187,207	187,207	187,207	187,207	187,207	187,207
630812	Forfeiture of Surety Bonds	3,500	130,000	130,000	130,000	130,000	130,000	130,000	130,000
630826	Garnishment Fees	138,285	60,000	60,000	60,000	60,000	60,000	60,000	60,000
630868	Gun Permits	300,150	304,000	304,000	304,000	304,000	306,500	306,500	306,500
631008	Judgement Fees	3,110	800	800	800	800	800	800	800
631015	Jury Fees	166,430	150,000	150,000	150,000	150,000	150,000	150,000	150,000
631029	Laminating	0	200	200	200	200	200	200	200
631043	Land Transfer Tax	4,371,617	4,000,000	4,000,000	4,000,000	4,000,000	4,000,000	4,000,000	4,000,000
631127	Maintenance Contracts	6,539	0	0	0	0	0	0	0
631148	Marriage Fees	40	500	500	500	500	500	500	500
631155	Marriage Licenses	37,685	25,000	25,000	25,000	25,000	25,000	25,000	25,000
631162	Marriage Waivers	12,670	15,000	15,000	15,000	15,000	15,000	15,000	15,000
631239	Microfilming	36,000	25,000	25,000	25,000	25,000	25,000	25,000	25,000
631253	Miscellaneous	17,866	45,000	45,000	45,000	45,000	45,000	45,000	45,000
631274	Mortgages	1,646,093	1,300,000	1,300,000	1,300,000	1,300,000	1,300,000	1,300,000	1,300,000
631281	Motion Fees	258,290	235,000	235,000	235,000	235,000	235,000	235,000	235,000
631295	Nominating Filing Forfeit	(5,325)	7,261	7,261	7,261	7,261	7,261	7,261	7,261
631323	Notary Commission	23,918	42,000	42,000	42,000	42,000	42,000	42,000	42,000
631414	Order Reinstating Case	5,910	4,000	4,000	4,000	4,000	4,000	4,000	4,000
631470	Passport Fees	10,975	5,000	5,000	5,000	5,000	5,000	5,000	5,000

Department:	201 - County Clerk	OAKLAND COUNTY, MICHIGAN							
General Fund / General Purpose		FY2013 AND FY2014 AND FY2015 County Executive Budget Recommendation							

Account Number/Description	FY 2011 Actual	FY 2012		FY 2013 Amended Plan	FY 2014 Amended Plan	FY 2013 County Exec. Recommended	FY 2014 County Exec. Recommended	FY 2015 County Exec. Recommended
		Adopted Budget	Amended Budget					
631477 Paternity Judgement Fee	2,196	500	500	500	500	500	500	500
631519 Photographs	65,510	28,000	28,000	28,000	28,000	36,000	36,000	36,000
631526 Photostats	190,919	300,090	300,090	300,090	300,090	300,090	300,090	300,090
631554 Plat Service Fees	0	3,000	3,000	3,000	3,000	3,000	3,000	3,000
631652 Qualified Voter File Fees	425	250	250	250	250	250	250	250
631708 Recording Fees	1,297,376	1,000,000	1,000,000	1,000,000	1,000,000	1,000,000	1,000,000	1,000,000
631722 Redemption Receipts	0	2,000	2,000	2,000	2,000	2,000	2,000	2,000
631827 Reimb General	160,835	126,555	126,555	126,555	126,555	126,555	126,555	126,555
631904 Remonumentation Fee	11,191	20,000	20,000	20,000	20,000	20,000	20,000	20,000
632345 Tract Index	63,345	60,000	60,000	60,000	60,000	60,000	60,000	60,000
632366 Trial Fee	300	3,500	3,500	3,500	3,500	0	0	0
632422 Voter Reg Lists or Labels	50	0	0	0	0	0	0	0
632429 Voter Registration Application	9,679	9,642	9,642	9,642	9,642	9,642	9,642	9,642
	11,753,731	10,805,693	10,806,143	10,805,693	10,805,693	10,805,993	10,805,993	10,805,993
Investment Income								
655539 Interest Court Cases	2,999	0	0	0	0	0	0	0
655770 Interest on Investments	38,533	2,500	2,500	2,500	2,500	2,500	2,500	2,500
	41,533	2,500	2,500	2,500	2,500	2,500	2,500	2,500
Other Revenues								
670114 Cash Overages	6,134	0	0	0	0	0	0	0
	6,134	0	0	0	0	0	0	0
Revenue	11,801,398	10,808,193	10,808,643	10,808,193	10,808,193	10,808,493	10,808,493	10,808,493
Grand Total Revenues	11,801,398	10,808,193	10,808,643	10,808,193	10,808,193	10,808,493	10,808,493	10,808,493

Expenditures

Personnel

Salaries

702010 Salaries Regular	3,710,259	4,582,482	4,582,482	4,578,028	4,578,028	4,522,058	4,520,945	4,520,945
702030 Holiday	148,101	0	0	0	0	0	0	0
702050 Annual Leave	255,905	0	0	0	0	0	0	0
702080 Sick Leave	81,726	0	0	0	0	0	0	0
702100 Retroactive	261	0	0	0	0	0	0	0
702110 Per Diem	50	0	0	0	0	0	0	0
702120 Jury Duty	279	0	0	0	0	0	0	0
702140 Other Miscellaneous Salaries	2,398	0	0	0	0	32,130	0	0
702190 Workers Compensation Pay	102	0	0	0	0	0	0	0
702200 Death Leave	7,310	0	0	0	0	0	0	0
702240 Salary Adjustments	(12,220)	1,098	1,098	1,098	1,098	0	0	0
702360 Short Term Disability	12,792	0	0	0	0	0	0	0
712020 Overtime	34,750	38,000	38,000	38,000	38,000	38,000	38,000	38,000
712040 Holiday Overtime	1,766	0	0	0	0	0	0	0
	4,243,479	4,621,580	4,621,580	4,617,126	4,617,126	4,592,188	4,558,945	4,558,945

Fringe Benefits

Department:	201 - County Clerk	OAKLAND COUNTY, MICHIGAN						
General Fund / General Purpose		FY2013 AND FY2014 AND FY2015 County Executive Budget Recommendation						

Account Number/Description	FY 2011 Actual	FY 2012		FY 2013 Amended Plan	FY 2014 Amended Plan	FY 2013 County Exec. Recommended	FY 2014 County Exec. Recommended	FY 2015 County Exec. Recommended
		Adopted Budget	Amended Budget					
722740 Fringe Benefits	0	0	0	0	0	18,870	0	0
722750 Workers Compensation	9,504	11,528	11,528	11,472	11,472	10,122	10,120	10,120
722760 Group Life	18,434	16,603	16,603	16,603	16,603	13,610	13,610	13,610
722770 Retirement	1,385,770	1,800,490	1,800,490	1,800,323	1,800,323	1,591,880	1,591,863	1,591,863
722780 Hospitalization	1,014,592	1,342,398	1,342,398	1,342,398	1,342,398	1,313,433	1,313,433	1,313,433
722790 Social Security	298,984	338,915	338,915	338,851	338,851	336,672	336,656	336,656
722800 Dental	83,694	98,447	98,447	98,447	98,447	94,320	94,320	94,320
722810 Disability	12,938	14,646	14,646	14,646	14,646	61,744	61,744	61,744
722820 Unemployment Insurance	18,612	17,428	17,428	17,411	17,411	16,213	16,209	16,209
722850 Optical	3,744	5,096	5,096	5,096	5,096	8,758	8,758	8,758
722900 Fringe Benefit Adjustments	0	18,437	18,437	18,437	18,437	16,910	16,910	16,910
	2,846,273	3,663,988	3,663,988	3,663,684	3,663,684	3,482,532	3,463,623	3,463,623
Personnel	7,089,751	8,285,568	8,285,568	8,280,810	8,280,810	8,074,720	8,022,568	8,022,568
Operating Expenses								
Contractual Services								
730037 Adj Prior Years Exp	6,994	0	0	0	0	0	0	0
730240 Cash Shortage	39	0	0	0	0	0	0	0
730247 Charge Card Fee	22,694	14,000	14,000	14,000	14,000	14,000	14,000	14,000
730324 Communications	1,867	0	0	0	0	0	0	0
730422 Court Transcripts	130,324	152,000	152,000	152,000	152,000	152,000	152,000	152,000
730646 Equipment Maintenance	2,304	9,500	9,500	9,500	9,500	9,500	9,500	9,500
730709 Fees - Per Diems	48,408	45,525	45,975	45,525	45,525	45,825	45,825	45,825
730772 Freight and Express	1,232	3,800	3,800	3,800	3,800	3,800	3,800	3,800
731101 Library Continuations	480	550	550	550	550	550	550	550
731150 Maintenance Contract	53,989	46,134	46,134	26,134	26,134	26,134	26,134	26,134
731213 Membership Dues	6,763	6,095	6,095	6,095	6,095	6,095	6,095	6,095
731241 Miscellaneous	0	0	0	1,000	1,000	1,000	1,000	1,000
731339 Periodicals Books Publ Sub	979	0	0	0	0	0	0	0
731346 Personal Mileage	8,784	16,264	16,264	16,264	16,264	16,264	16,264	16,264
731388 Printing	14,659	38,902	38,902	38,902	38,902	38,902	38,902	38,902
731395 Printing County Directory	27,817	25,000	25,000	23,000	0	23,000	0	23,000
731458 Professional Services	127,544	291,672	291,672	291,672	276,672	291,672	276,672	276,672
732018 Travel and Conference	8,005	17,175	17,175	17,175	17,175	17,175	17,175	17,175
732020 Travel Employee Taxable Meals	266	0	0	0	0	0	0	0
732165 Workshops and Meeting	2,733	4,500	4,500	4,500	4,500	4,500	4,500	4,500
	465,882	671,117	671,567	650,117	612,117	650,417	612,417	635,417
Commodities								
750126 Election Supplies	340,982	611,805	611,805	601,805	601,805	601,805	601,805	601,805
750154 Expendable Equipment	315	1,000	1,000	1,000	1,000	1,000	1,000	1,000
750294 Material and Supplies	71,326	50,000	50,000	50,000	50,000	50,000	50,000	50,000
750392 Metered Postage	83,413	163,158	163,158	163,158	163,158	163,158	163,158	163,158
750399 Office Supplies	104,966	99,653	111,010	99,653	99,653	99,653	99,653	99,653
750448 Postage-Standard Mailing	770	0	0	0	0	0	0	0
	601,771	925,616	936,973	915,616	915,616	915,616	915,616	915,616

Department:	201 - County Clerk	OAKLAND COUNTY, MICHIGAN						
General Fund / General Purpose		FY2013 AND FY2014 AND FY2015 County Executive Budget Recommendation						

Account Number/Description	FY 2011 Actual	FY 2012		FY 2013 Amended Plan	FY 2014 Amended Plan	FY 2013 County Exec. Recommended	FY 2014 County Exec. Recommended	FY 2015 County Exec. Recommended
		Adopted Budget	Amended Budget					
Operating Expenses	1,067,654	1,596,733	1,608,540	1,565,733	1,527,733	1,566,033	1,528,033	1,551,033
Internal Support								
Internal Services								
770631 Bldg Space Cost Allocation	552,465	755,595	755,595	756,174	801,048	765,018	808,456	812,824
770667 Convenience Copier	21,196	22,482	22,482	22,482	22,482	23,083	23,083	23,083
772618 Equipment Rental	11,440	11,441	11,441	11,441	11,441	9,906	9,906	9,906
773630 Info Tech Development	125,364	0	53,478	0	0	0	0	0
773633 Info Tech Imaging Operations	25,650	57,539	57,539	57,539	57,539	0	0	0
773639 Info Tech Imaging Development	34,187	0	4,711	0	0	0	0	0
774636 Info Tech Operations	575,119	519,633	519,633	520,094	521,744	570,928	572,973	572,973
774677 Insurance Fund	3,891	3,800	3,800	3,800	3,800	3,893	3,893	3,893
775667 Mail Room	77,642	0	0	0	0	0	0	0
775754 Maintenance Department Charges	45,420	0	778	0	0	0	0	0
776661 Motor Pool	2,364	3,000	3,000	3,000	3,000	3,000	3,000	3,000
776666 Print Shop	1,227	0	0	0	0	0	0	0
778675 Telephone Communications	58,319	63,154	63,154	63,154	63,154	67,001	67,001	67,001
	1,534,285	1,436,644	1,495,611	1,437,684	1,484,208	1,442,829	1,488,312	1,492,680
Internal Support	1,534,285	1,436,644	1,495,611	1,437,684	1,484,208	1,442,829	1,488,312	1,492,680
Transfers/Other Sources (Uses)								
Transfers Out								
788001 Transfers Out	111,252	0	0	0	0	0	0	0
	111,252	0	0	0	0	0	0	0
Transfers/Other Sources (Uses)	111,252	0	0	0	0	0	0	0
Grand Total Expenditures	9,802,941	11,318,945	11,389,719	11,284,227	11,292,751	11,083,582	11,038,913	11,066,281

Department:	County Clerk	OAKLAND COUNTY, MICHIGAN
Organization:	20101 - Clerk Register of Deeds Admin	
Fund:	10100 - General	

FY2013 AND FY2014 AND FY2015 County Executive Budget Recommendation

Account Number/Description	FY 2011 Actual	FY 2012		FY 2013 Amended Plan	FY 2014 Amended Plan	FY 2013 County Exec. Recommended	FY 2014 County Exec. Recommended	FY 2015 County Exec. Recommended
		Adopted Budget	Amended Budget					
Revenues								
Revenue								
Charges for Services								
	0	0	0	0	0	0	0	0
Revenue	0	0	0	0	0	0	0	0
Grand Total Revenues	0	0	0	0	0	0	0	0

Expenditures								
Personnel								
Salaries								
702010	Salaries Regular	432,694	469,593	469,593	469,593	469,593	469,594	469,594
702030	Holiday	10,834	0	0	0	0	0	0
702050	Annual Leave	6,825	0	0	0	0	0	0
702080	Sick Leave	3,712	0	0	0	0	0	0
702110	Per Diem	50	0	0	0	0	0	0
702140	Other Miscellaneous Salaries	0	0	0	0	1,575	0	0
		454,115	469,593	469,593	469,593	469,593	471,169	469,594
Fringe Benefits								
722740	Fringe Benefits	0	0	0	0	925	0	0
722750	Workers Compensation	1,017	1,167	1,167	1,167	1,053	1,053	1,053
722760	Group Life	2,010	1,671	1,671	1,671	1,408	1,408	1,408
722770	Retirement	159,881	224,008	224,008	224,008	176,095	176,095	176,095
722780	Hospitalization	35,061	53,586	53,586	53,586	51,547	51,547	51,547
722790	Social Security	32,769	32,719	32,719	32,719	33,333	33,333	33,333
722800	Dental	3,111	4,497	4,497	4,497	4,391	4,391	4,391
722810	Disability	588	949	949	949	4,632	4,632	4,632
722820	Unemployment Insurance	1,992	1,786	1,786	1,786	1,223	1,223	1,223
722850	Optical	260	383	383	383	501	501	501
		236,689	320,766	320,766	320,766	275,108	274,183	274,183
Personnel		690,803	790,359	790,359	790,359	746,277	743,777	743,777
Operating Expenses								
Contractual Services								
730646	Equipment Maintenance	0	1,000	1,000	1,000	1,000	1,000	1,000
730709	Fees - Per Diems	0	400	400	400	400	400	400
730772	Freight and Express	1,033	800	800	800	800	800	800
731213	Membership Dues	2,698	2,000	2,000	2,000	2,000	2,000	2,000
731339	Periodicals Books Publ Sub	979	0	0	0	0	0	0
731346	Personal Mileage	280	232	232	232	232	232	232
731388	Printing	3,836	4,868	4,868	4,868	4,868	4,868	4,868
731395	Printing County Directory	27,817	25,000	25,000	23,000	0	23,000	0
732018	Travel and Conference	4,342	6,000	6,000	6,000	6,000	6,000	6,000

Department:	County Clerk	OAKLAND COUNTY, MICHIGAN
Organization:	20101 - Clerk Register of Deeds Admin	
Fund:	10100 - General	
		FY2013 AND FY2014 AND FY2015 County Executive Budget Recommendation

Account Number/Description	FY 2011 Actual	FY 2012		FY 2013 Amended Plan	FY 2014 Amended Plan	FY 2013 County Exec. Recommended	FY 2014 County Exec. Recommended	FY 2015 County Exec. Recommended
		Adopted Budget	Amended Budget					
732020 Travel Employee Taxable Meals	41	0	0	0	0	0	0	0
732165 Workshops and Meeting	159	2,000	2,000	2,000	2,000	2,000	2,000	2,000
	41,185	42,300	42,300	40,300	17,300	40,300	17,300	40,300
Commodities								
750154 Expendable Equipment	315	1,000	1,000	1,000	1,000	1,000	1,000	1,000
750392 Metered Postage	27,887	43,887	43,887	43,887	43,887	43,887	43,887	43,887
750399 Office Supplies	8,551	3,950	3,950	3,950	3,950	3,950	3,950	3,950
750448 Postage-Standard Mailing	770	0	0	0	0	0	0	0
	37,523	48,837	48,837	48,837	48,837	48,837	48,837	48,837
Operating Expenses	78,708	91,137	91,137	89,137	66,137	89,137	66,137	89,137
Internal Support								
Internal Services								
770631 Bldg Space Cost Allocation	27,871	28,966	28,966	28,989	30,709	29,088	30,722	30,886
770667 Convenience Copier	9,957	9,975	9,975	9,975	9,975	10,336	10,336	10,336
773630 Info Tech Development	15,792	0	6,744	0	0	0	0	0
774636 Info Tech Operations	26,328	21,963	21,963	21,984	22,100	25,325	25,415	25,415
774677 Insurance Fund	3,543	3,452	3,452	3,452	3,452	3,545	3,545	3,545
775667 Mail Room	22,065	0	0	0	0	0	0	0
775754 Maintenance Department Charges	45,232	0	0	0	0	0	0	0
776661 Motor Pool	2,364	3,000	3,000	3,000	3,000	3,000	3,000	3,000
778675 Telephone Communications	44,258	48,717	48,717	48,717	48,717	45,663	45,663	45,663
	197,410	116,073	122,817	116,117	117,953	116,957	118,681	118,845
Internal Support	197,410	116,073	122,817	116,117	117,953	116,957	118,681	118,845
Transfers/Other Sources (Uses)								
Transfers Out								
788001 Transfers Out	111,252	0	0	0	0	0	0	0
	111,252	0	0	0	0	0	0	0
Transfers/Other Sources (Uses)	111,252	0	0	0	0	0	0	0
Grand Total Expenditures	1,078,173	997,569	1,004,313	995,613	974,449	952,371	928,595	951,759

Department:	County Clerk	OAKLAND COUNTY, MICHIGAN
Organization:	20102 - County Clerk	
Fund:	10100 - General	
		FY2013 AND FY2014 AND FY2015 County Executive Budget Recommendation

Account Number/Description	FY 2011 Actual	FY 2012		FY 2013 Amended Plan	FY 2014 Amended Plan	FY 2013 County Exec. Recommended	FY 2014 County Exec. Recommended	FY 2015 County Exec. Recommended
		Adopted Budget	Amended Budget					

Revenues									
Revenue									
Charges for Services									
630021	Admission to the Bar	6,200	6,100	6,100	6,100	6,100	6,100	6,100	6,100
630035	Adoptive Info Request Fee	60	1,000	1,000	1,000	1,000	0	0	0
630091	Appeals Appellate Court	7,800	8,000	8,000	8,000	8,000	8,000	8,000	8,000
630119	Assumed Names	68,602	75,600	75,600	75,600	75,600	75,600	75,600	75,600
630161	Bond Fees	55,398	100,000	100,000	100,000	100,000	100,000	100,000	100,000
630210	Certified Copies	864,614	574,366	574,366	574,366	574,366	574,366	574,366	574,366
630231	Civil Action Entry Fees	438,191	400,000	400,000	400,000	400,000	400,000	400,000	400,000
630287	Co partnership New	1,730	2,000	2,000	2,000	2,000	2,000	2,000	2,000
630343	Confidential Intermediary	0	6,000	6,000	6,000	6,000	0	0	0
630364	Construction Lien	1,375	2,000	2,000	2,000	2,000	2,000	2,000	2,000
630385	Costs	15,604	7,000	7,000	7,000	7,000	7,000	7,000	7,000
630441	CVR County Portion	27,597	20,000	20,000	20,000	20,000	20,000	20,000	20,000
630604	e Filing Fees	142,349	130,000	130,000	130,000	130,000	130,000	130,000	130,000
630798	Forfeiture of Bonds	43,775	187,207	187,207	187,207	187,207	187,207	187,207	187,207
630812	Forfeiture of Surety Bonds	3,500	130,000	130,000	130,000	130,000	130,000	130,000	130,000
630826	Garnishment Fees	138,285	60,000	60,000	60,000	60,000	60,000	60,000	60,000
630868	Gun Permits	300,150	304,000	304,000	304,000	304,000	306,500	306,500	306,500
631008	Judgement Fees	3,110	800	800	800	800	800	800	800
631015	Jury Fees	166,430	150,000	150,000	150,000	150,000	150,000	150,000	150,000
631148	Marriage Fees	40	500	500	500	500	500	500	500
631155	Marriage Licenses	37,685	25,000	25,000	25,000	25,000	25,000	25,000	25,000
631162	Marriage Waivers	12,670	15,000	15,000	15,000	15,000	15,000	15,000	15,000
631253	Miscellaneous	15,751	30,000	30,000	30,000	30,000	30,000	30,000	30,000
631281	Motion Fees	258,290	235,000	235,000	235,000	235,000	235,000	235,000	235,000
631323	Notary Commission	23,918	42,000	42,000	42,000	42,000	42,000	42,000	42,000
631414	Order Reinstating Case	5,910	4,000	4,000	4,000	4,000	4,000	4,000	4,000
631470	Passport Fees	10,975	5,000	5,000	5,000	5,000	5,000	5,000	5,000
631477	Paternity Judgement Fee	2,196	500	500	500	500	500	500	500
631519	Photographs	65,510	28,000	28,000	28,000	28,000	36,000	36,000	36,000
631526	Photostats	119,867	177,920	177,920	177,920	177,920	177,920	177,920	177,920
632366	Trial Fee	300	3,500	3,500	3,500	3,500	0	0	0
		2,837,881	2,730,493	2,730,493	2,730,493	2,730,493	2,730,493	2,730,493	2,730,493
Investment Income									
655539	Interest Court Cases	2,999	0	0	0	0	0	0	0
655770	Interest on Investments	38,533	2,500	2,500	2,500	2,500	2,500	2,500	2,500
		41,533	2,500	2,500	2,500	2,500	2,500	2,500	2,500
Other Revenues									
670114	Cash Overages	124	0	0	0	0	0	0	0
		124	0	0	0	0	0	0	0

Department:	County Clerk	OAKLAND COUNTY, MICHIGAN						
Organization:	20102 - County Clerk	FY2013 AND FY2014 AND FY2015 County Executive Budget Recommendation						
Fund:	10100 - General							

Account Number/Description	FY 2011 Actual	FY 2012		FY 2013 Amended Plan	FY 2014 Amended Plan	FY 2013 County Exec. Recommended	FY 2014 County Exec. Recommended	FY 2015 County Exec. Recommended
		Adopted Budget	Amended Budget					
Revenue	2,879,538	2,732,993	2,732,993	2,732,993	2,732,993	2,732,993	2,732,993	2,732,993
Grand Total Revenues	2,879,538	2,732,993	2,732,993	2,732,993	2,732,993	2,732,993	2,732,993	2,732,993

Expenditures

Personnel

Salaries

702010	Salaries Regular	1,555,416	1,970,151	1,970,151	1,970,151	1,970,151	1,951,035	1,951,035	1,951,035
702030	Holiday	63,847	0	0	0	0	0	0	0
702050	Annual Leave	117,636	0	0	0	0	0	0	0
702080	Sick Leave	35,708	0	0	0	0	0	0	0
702100	Retroactive	71	0	0	0	0	0	0	0
702140	Other Miscellaneous Salaries	0	0	0	0	0	15,120	0	0
702190	Workers Compensation Pay	102	0	0	0	0	0	0	0
702200	Death Leave	4,360	0	0	0	0	0	0	0
702360	Short Term Disability	11,847	0	0	0	0	0	0	0
		1,788,986	1,970,151	1,970,151	1,970,151	1,970,151	1,966,155	1,951,035	1,951,035

Fringe Benefits

722740	Fringe Benefits	0	0	0	0	0	8,880	0	0
722750	Workers Compensation	3,981	5,124	5,124	5,124	5,124	4,367	4,367	4,367
722760	Group Life	7,237	7,165	7,165	7,165	7,165	5,830	5,830	5,830
722770	Retirement	572,487	757,499	757,499	757,499	757,499	684,246	684,246	684,246
722780	Hospitalization	454,726	625,872	625,872	625,872	625,872	617,811	617,811	617,811
722790	Social Security	120,920	144,940	144,940	144,940	144,940	144,969	144,969	144,969
722800	Dental	35,488	43,171	43,171	43,171	43,171	42,872	42,872	42,872
722810	Disability	5,814	6,542	6,542	6,542	6,542	27,246	27,246	27,246
722820	Unemployment Insurance	7,797	7,495	7,495	7,495	7,495	7,214	7,214	7,214
722850	Optical	1,783	2,544	2,544	2,544	2,544	4,233	4,233	4,233
		1,210,233	1,600,352	1,600,352	1,600,352	1,600,352	1,547,668	1,538,788	1,538,788
Personnel		2,999,219	3,570,503	3,570,503	3,570,503	3,570,503	3,513,823	3,489,823	3,489,823

Operating Expenses

Contractual Services

730240	Cash Shortage	39	0	0	0	0	0	0	0
730247	Charge Card Fee	20,314	12,000	12,000	12,000	12,000	12,000	12,000	12,000
730422	Court Transcripts	130,324	152,000	152,000	152,000	152,000	152,000	152,000	152,000
730646	Equipment Maintenance	96	4,000	4,000	4,000	4,000	4,000	4,000	4,000
730772	Freight and Express	80	3,000	3,000	3,000	3,000	3,000	3,000	3,000
731101	Library Continuations	352	400	400	400	400	400	400	400
731213	Membership Dues	3,540	3,500	3,500	3,500	3,500	3,500	3,500	3,500
731346	Personal Mileage	6,007	14,000	14,000	14,000	14,000	14,000	14,000	14,000
731388	Printing	10,431	22,434	22,434	22,434	22,434	22,434	22,434	22,434
731458	Professional Services	0	40,000	40,000	40,000	40,000	40,000	40,000	40,000
732018	Travel and Conference	580	5,675	5,675	5,675	5,675	5,675	5,675	5,675
732165	Workshops and Meeting	18	2,000	2,000	2,000	2,000	2,000	2,000	2,000

Department:	County Clerk	OAKLAND COUNTY, MICHIGAN
Organization:	20102 - County Clerk	
Fund:	10100 - General	

FY2013 AND FY2014 AND FY2015 County Executive Budget Recommendation

Account Number/Description	FY 2011 Actual	FY 2012		FY 2013 Amended Plan	FY 2014 Amended Plan	FY 2013 County Exec. Recommended	FY 2014 County Exec. Recommended	FY 2015 County Exec. Recommended
		Adopted Budget	Amended Budget					
	171,781	259,009	259,009	259,009	259,009	259,009	259,009	259,009
Commodities								
750399 Office Supplies	52,899	50,333	61,690	50,333	50,333	50,333	50,333	50,333
	52,899	50,333	61,690	50,333	50,333	50,333	50,333	50,333
Operating Expenses	224,680	309,342	320,699	309,342	309,342	309,342	309,342	309,342
Internal Support								
Internal Services								
770631 Bldg Space Cost Allocation	234,904	290,409	290,409	290,631	307,878	291,625	308,008	309,656
770667 Convenience Copier	5,024	4,684	4,684	4,684	4,684	5,559	5,559	5,559
772618 Equipment Rental	1,920	1,920	1,920	1,920	1,920	3,860	3,860	3,860
773630 Info Tech Development	79,138	0	40,472	0	0	0	0	0
773633 Info Tech Imaging Operations	25,650	57,539	57,539	57,539	57,539	0	0	0
773639 Info Tech Imaging Development	34,187	0	4,711	0	0	0	0	0
774636 Info Tech Operations	294,478	271,592	271,592	271,817	272,312	298,649	299,721	299,721
776666 Print Shop	461	0	0	0	0	0	0	0
778675 Telephone Communications	3,385	2,952	2,952	2,952	2,952	4,720	4,720	4,720
	679,147	629,096	674,280	629,543	647,285	604,413	621,868	623,516
Internal Support	679,147	629,096	674,280	629,543	647,285	604,413	621,868	623,516
Grand Total Expenditures	3,903,046	4,508,941	4,565,481	4,509,388	4,527,130	4,427,578	4,421,033	4,422,681

Department:	County Clerk	OAKLAND COUNTY, MICHIGAN						
Organization:	20103 - Elections							
Fund:	10100 - General							
		FY2013 AND FY2014 AND FY2015 County Executive Budget Recommendation						

Account Number/Description	FY 2011 Actual	FY 2012		FY 2013 Amended Plan	FY 2014 Amended Plan	FY 2013 County Exec. Recommended	FY 2014 County Exec. Recommended	FY 2015 County Exec. Recommended
		Adopted Budget	Amended Budget					
Revenues								
Revenue								
Charges for Services								
630147 Board of Canvasser Service Fee	11,461	22,387	22,837	22,387	22,387	22,687	22,687	22,687
630609 Election Filing Fees Late	11,805	5,535	5,535	5,535	5,535	5,535	5,535	5,535
630616 Election Recount Forfeitures	340	200	200	200	200	200	200	200
631295 Nominating Filing Forfeit	(5,325)	7,261	7,261	7,261	7,261	7,261	7,261	7,261
631526 Photostats	169	3,170	3,170	3,170	3,170	3,170	3,170	3,170
631652 Qualified Voter File Fees	425	250	250	250	250	250	250	250
631827 Reimb General	137,835	126,555	126,555	126,555	126,555	126,555	126,555	126,555
632422 Voter Reg Lists or Labels	50	0	0	0	0	0	0	0
632429 Voter Registration Application	9,679	9,642	9,642	9,642	9,642	9,642	9,642	9,642
	166,438	175,000	175,450	175,000	175,000	175,300	175,300	175,300
Revenue	166,438	175,000	175,450	175,000	175,000	175,300	175,300	175,300
Grand Total Revenues	166,438	175,000	175,450	175,000	175,000	175,300	175,300	175,300

Expenditures								
Personnel								
Salaries								
702010 Salaries Regular	344,789	399,060	399,060	399,060	399,060	401,953	401,953	401,953
702030 Holiday	14,496	0	0	0	0	0	0	0
702050 Annual Leave	24,005	0	0	0	0	0	0	0
702080 Sick Leave	7,753	0	0	0	0	0	0	0
702120 Jury Duty	279	0	0	0	0	0	0	0
702140 Other Miscellaneous Salaries	2,398	0	0	0	0	2,520	0	0
702200 Death Leave	1,162	0	0	0	0	0	0	0
712020 Overtime	21,365	28,000	28,000	28,000	28,000	28,000	28,000	28,000
712040 Holiday Overtime	1,766	0	0	0	0	0	0	0
	418,013	427,060	427,060	427,060	427,060	432,473	429,953	429,953
Fringe Benefits								
722740 Fringe Benefits	0	0	0	0	0	1,480	0	0
722750 Workers Compensation	936	1,008	1,008	1,008	1,008	901	901	901
722760 Group Life	1,808	1,392	1,392	1,392	1,392	1,205	1,205	1,205
722770 Retirement	144,918	159,609	159,609	159,609	159,609	152,463	152,463	152,463
722780 Hospitalization	92,749	101,632	101,632	101,632	101,632	97,528	97,528	97,528
722790 Social Security	30,096	29,842	29,842	29,842	29,842	30,063	30,063	30,063
722800 Dental	7,225	7,301	7,301	7,301	7,301	7,139	7,139	7,139
722810 Disability	1,185	1,319	1,319	1,319	1,319	5,659	5,659	5,659
722820 Unemployment Insurance	1,834	1,517	1,517	1,517	1,517	1,488	1,488	1,488
722850 Optical	350	356	356	356	356	587	587	587
722900 Fringe Benefit Adjustments	0	13,552	13,552	13,552	13,552	12,460	12,460	12,460
	281,101	317,528	317,528	317,528	317,528	310,973	309,493	309,493

Department:	County Clerk	OAKLAND COUNTY, MICHIGAN
Organization:	20103 - Elections	
Fund:	10100 - General	

FY2013 AND FY2014 AND FY2015 County Executive Budget Recommendation

Account Number/Description	FY 2011 Actual	FY 2012		FY 2013 Amended Plan	FY 2014 Amended Plan	FY 2013 County Exec. Recommended	FY 2014 County Exec. Recommended	FY 2015 County Exec. Recommended
		Adopted Budget	Amended Budget					
Personnel	699,114	744,588	744,588	744,588	744,588	743,446	739,446	739,446
Operating Expenses								
Contractual Services								
730247 Charge Card Fee	13	0	0	0	0	0	0	0
730709 Fees - Per Diems	48,408	45,125	45,575	45,125	45,125	45,425	45,425	45,425
731213 Membership Dues	485	420	420	420	420	420	420	420
731346 Personal Mileage	2,191	1,800	1,800	1,800	1,800	1,800	1,800	1,800
731388 Printing	0	2,198	2,198	2,198	2,198	2,198	2,198	2,198
731458 Professional Services	120,144	103,700	103,700	103,700	103,700	103,700	103,700	103,700
732018 Travel and Conference	3,084	4,500	4,500	4,500	4,500	4,500	4,500	4,500
732020 Travel Employee Taxable Meals	225	0	0	0	0	0	0	0
732165 Workshops and Meeting	2,555	500	500	500	500	500	500	500
	177,105	158,243	158,693	158,243	158,243	158,543	158,543	158,543
Commodities								
750126 Election Supplies	340,982	611,805	611,805	601,805	601,805	601,805	601,805	601,805
750392 Metered Postage	3,848	11,830	11,830	11,830	11,830	11,830	11,830	11,830
750399 Office Supplies	5,767	6,000	6,000	6,000	6,000	6,000	6,000	6,000
	350,597	629,635	629,635	619,635	619,635	619,635	619,635	619,635
Operating Expenses	527,702	787,878	788,328	777,878	777,878	778,178	778,178	778,178
Internal Support								
Internal Services								
770631 Bldg Space Cost Allocation	60,341	197,665	197,665	197,817	209,556	198,493	209,644	210,765
770667 Convenience Copier	3,041	4,594	4,594	4,594	4,594	3,365	3,365	3,365
773630 Info Tech Development	18,919	0	3,947	0	0	0	0	0
774636 Info Tech Operations	48,113	42,909	42,909	42,945	43,023	44,987	45,148	45,148
775667 Mail Room	6,382	0	0	0	0	0	0	0
776666 Print Shop	473	0	0	0	0	0	0	0
778675 Telephone Communications	7,632	7,754	7,754	7,754	7,754	13,147	13,147	13,147
	144,901	252,922	256,869	253,110	264,927	259,992	271,304	272,425
Internal Support	144,901	252,922	256,869	253,110	264,927	259,992	271,304	272,425
Grand Total Expenditures	1,371,717	1,785,388	1,789,785	1,775,576	1,787,393	1,781,616	1,788,928	1,790,049

Department:	County Clerk	OAKLAND COUNTY, MICHIGAN
Organization:	20104 - Register of Deeds	
Fund:	10100 - General	

FY2013 AND FY2014 AND FY2015 County Executive Budget Recommendation

Account Number/Description	FY 2011 Actual	FY 2012		FY 2013 Amended Plan	FY 2014 Amended Plan	FY 2013 County Exec. Recommended	FY 2014 County Exec. Recommended	FY 2015 County Exec. Recommended
		Adopted Budget	Amended Budget					
Revenues								
Revenue								
Charges for Services								
630217	Chattel Mortgages	22,484	35,000	35,000	35,000	35,000	35,000	35,000
630294	Collection Fees	0	1,000	1,000	1,000	1,000	1,000	1,000
630476	Deeds	468,565	500,000	500,000	500,000	500,000	500,000	500,000
630637	Enhanced Access Fees	730,204	800,000	800,000	800,000	800,000	800,000	800,000
630679	Fed Tax Liens Cert of Release	0	20,000	20,000	20,000	20,000	20,000	20,000
631043	Land Transfer Tax	4,371,617	4,000,000	4,000,000	4,000,000	4,000,000	4,000,000	4,000,000
631127	Maintenance Contracts	6,539	0	0	0	0	0	0
631253	Miscellaneous	2,115	15,000	15,000	15,000	15,000	15,000	15,000
631274	Mortgages	1,646,093	1,300,000	1,300,000	1,300,000	1,300,000	1,300,000	1,300,000
631526	Photostats	70,884	117,000	117,000	117,000	117,000	117,000	117,000
631554	Plat Service Fees	0	3,000	3,000	3,000	3,000	3,000	3,000
631708	Recording Fees	1,297,376	1,000,000	1,000,000	1,000,000	1,000,000	1,000,000	1,000,000
631722	Redemption Receipts	0	2,000	2,000	2,000	2,000	2,000	2,000
631827	Reimb General	23,000	0	0	0	0	0	0
631904	Remonumentation Fee	11,191	20,000	20,000	20,000	20,000	20,000	20,000
632345	Tract Index	63,345	60,000	60,000	60,000	60,000	60,000	60,000
		8,713,412	7,873,000	7,873,000	7,873,000	7,873,000	7,873,000	7,873,000
Other Revenues								
670114	Cash Overages	6,010	0	0	0	0	0	0
		6,010	0	0	0	0	0	0
Revenue		8,719,422	7,873,000	7,873,000	7,873,000	7,873,000	7,873,000	7,873,000
Grand Total Revenues		8,719,422	7,873,000	7,873,000	7,873,000	7,873,000	7,873,000	7,873,000

Expenditures

Personnel								
Salaries								
702010	Salaries Regular	1,158,230	1,459,476	1,459,476	1,459,476	1,459,476	1,419,729	1,419,729
702030	Holiday	50,133	0	0	0	0	0	0
702050	Annual Leave	89,712	0	0	0	0	0	0
702080	Sick Leave	26,918	0	0	0	0	0	0
702100	Retroactive	190	0	0	0	0	0	0
702140	Other Miscellaneous Salaries	0	0	0	0	10,710	0	0
702200	Death Leave	1,254	0	0	0	0	0	0
702240	Salary Adjustments	(12,220)	0	0	0	0	0	0
702360	Short Term Disability	(436)	0	0	0	0	0	0
712020	Overtime	13,385	10,000	10,000	10,000	10,000	10,000	10,000
		1,327,165	1,469,476	1,469,476	1,469,476	1,469,476	1,440,439	1,429,729

Fringe Benefits

Department:	County Clerk	OAKLAND COUNTY, MICHIGAN
Organization:	20104 - Register of Deeds	
Fund:	10100 - General	

FY2013 AND FY2014 AND FY2015 County Executive Budget Recommendation

Account Number/Description	FY 2011 Actual	FY 2012		FY 2013 Amended Plan	FY 2014 Amended Plan	FY 2013 County Exec. Recommended	FY 2014 County Exec. Recommended	FY 2015 County Exec. Recommended
		Adopted Budget	Amended Budget					
722740 Fringe Benefits	0	0	0	0	0	6,290	0	0
722750 Workers Compensation	3,001	3,379	3,379	3,379	3,379	3,176	3,176	3,176
722760 Group Life	6,255	5,384	5,384	5,384	5,384	4,354	4,354	4,354
722770 Retirement	433,597	559,232	559,232	559,232	559,232	496,339	496,339	496,339
722780 Hospitalization	367,385	473,864	473,864	473,864	473,864	448,655	448,655	448,655
722790 Social Security	97,683	110,959	110,959	110,959	110,959	107,917	107,917	107,917
722800 Dental	30,936	35,393	35,393	35,393	35,393	32,767	32,767	32,767
722810 Disability	4,539	4,915	4,915	4,915	4,915	20,393	20,393	20,393
722820 Unemployment Insurance	5,877	5,550	5,550	5,550	5,550	5,253	5,253	5,253
722850 Optical	1,039	1,399	1,399	1,399	1,399	2,706	2,706	2,706
722900 Fringe Benefit Adjustments	0	4,840	4,840	4,840	4,840	4,450	4,450	4,450
	950,312	1,204,915	1,204,915	1,204,915	1,204,915	1,132,300	1,126,010	1,126,010
Personnel	2,277,478	2,674,391	2,674,391	2,674,391	2,674,391	2,572,739	2,555,739	2,555,739
Operating Expenses								
Contractual Services								
730037 Adj Prior Years Exp	6,994	0	0	0	0	0	0	0
730247 Charge Card Fee	2,367	2,000	2,000	2,000	2,000	2,000	2,000	2,000
730646 Equipment Maintenance	460	500	500	500	500	500	500	500
730772 Freight and Express	120	0	0	0	0	0	0	0
731101 Library Continuations	128	150	150	150	150	150	150	150
731213 Membership Dues	40	175	175	175	175	175	175	175
731346 Personal Mileage	306	232	232	232	232	232	232	232
731388 Printing	392	3,392	3,392	3,392	3,392	3,392	3,392	3,392
731458 Professional Services	7,400	147,972	147,972	147,972	132,972	147,972	132,972	132,972
	18,207	154,421	154,421	154,421	139,421	154,421	139,421	139,421
Commodities								
750392 Metered Postage	22,972	45,500	45,500	45,500	45,500	45,500	45,500	45,500
750399 Office Supplies	30,531	36,502	36,502	36,502	36,502	36,502	36,502	36,502
	53,503	82,002	82,002	82,002	82,002	82,002	82,002	82,002
Operating Expenses	71,710	236,423	236,423	236,423	221,423	236,423	221,423	221,423
Internal Support								
Internal Services								
770631 Bldg Space Cost Allocation	152,135	158,219	158,219	158,340	167,737	150,700	159,627	160,525
770667 Convenience Copier	2,333	2,255	2,255	2,255	2,255	2,500	2,500	2,500
772618 Equipment Rental	9,520	9,521	9,521	9,521	9,521	6,046	6,046	6,046
773630 Info Tech Development	10,723	0	2,193	0	0	0	0	0
774636 Info Tech Operations	190,250	168,020	168,020	168,184	169,065	186,711	187,379	187,379
775667 Mail Room	24,333	0	0	0	0	0	0	0
776666 Print Shop	60	0	0	0	0	0	0	0
778675 Telephone Communications	1,023	1,596	1,596	1,596	1,596	1,538	1,538	1,538
	390,377	339,611	341,804	339,896	350,174	347,495	357,090	357,988
Internal Support	390,377	339,611	341,804	339,896	350,174	347,495	357,090	357,988
Grand Total Expenditures	2,739,565	3,250,425	3,252,618	3,250,710	3,245,988	3,156,657	3,134,252	3,135,150

Department:	County Clerk	OAKLAND COUNTY, MICHIGAN						
Organization:	20105 - Jury Commission							
Fund:	10100 - General							
		FY2013 AND FY2014 AND FY2015 County Executive Budget Recommendation						

Account Number/Description	FY 2011 Actual	FY 2012		FY 2013 Amended Plan	FY 2014 Amended Plan	FY 2013 County Exec. Recommended	FY 2014 County Exec. Recommended	FY 2015 County Exec. Recommended	
		Adopted Budget	Amended Budget						
Grand Total Revenues									
Expenditures									
Personnel									
Salaries									
702010	Salaries Regular	9,450	20,756	20,756	16,302	16,302	16,301	15,188	15,188
702240	Salary Adjustments	0	1,098	1,098	1,098	1,098	0	0	0
		<u>9,450</u>	<u>21,854</u>	<u>21,854</u>	<u>17,400</u>	<u>17,400</u>	<u>16,301</u>	<u>15,188</u>	<u>15,188</u>
Fringe Benefits									
722750	Workers Compensation	21	261	261	205	205	36	34	34
722770	Retirement	185	775	775	608	608	246	229	229
722790	Social Security	137	301	301	237	237	236	220	220
722820	Unemployment Insurance	41	79	79	62	62	60	56	56
722900	Fringe Benefit Adjustments	0	45	45	45	45	0	0	0
		<u>384</u>	<u>1,461</u>	<u>1,461</u>	<u>1,157</u>	<u>1,157</u>	<u>578</u>	<u>539</u>	<u>539</u>
		9,834	23,315	23,315	18,557	18,557	16,879	15,727	15,727
Personnel									
Operating Expenses									
Contractual Services									
731241	Miscellaneous	0	0	0	1,000	1,000	1,000	1,000	1,000
731388	Printing	0	5,585	5,585	5,585	5,585	5,585	5,585	5,585
		<u>0</u>	<u>5,585</u>	<u>5,585</u>	<u>6,585</u>	<u>6,585</u>	<u>6,585</u>	<u>6,585</u>	<u>6,585</u>
Commodities									
750392	Metered Postage	28,706	61,941	61,941	61,941	61,941	61,941	61,941	61,941
750399	Office Supplies	4,271	250	250	250	250	250	250	250
		<u>32,977</u>	<u>62,191</u>	<u>62,191</u>	<u>62,191</u>	<u>62,191</u>	<u>62,191</u>	<u>62,191</u>	<u>62,191</u>
		32,977	67,776	67,776	68,776	68,776	68,776	68,776	68,776
Operating Expenses									
Internal Support									
Internal Services									
770631	Bldg Space Cost Allocation	25,737	26,835	26,835	26,855	28,449	26,947	28,461	28,613
770667	Convenience Copier	258	187	187	187	187	337	337	337
773630	Info Tech Development	793	0	122	0	0	0	0	0
774636	Info Tech Operations	7,291	6,925	6,925	6,932	6,968	6,974	6,999	6,999
775667	Mail Room	24,862	0	0	0	0	0	0	0
775754	Maintenance Department Charges	69	0	101	0	0	0	0	0
776666	Print Shop	233	0	0	0	0	0	0	0
		<u>59,242</u>	<u>33,947</u>	<u>34,170</u>	<u>33,974</u>	<u>35,604</u>	<u>34,258</u>	<u>35,797</u>	<u>35,949</u>
		59,242	33,947	34,170	33,974	35,604	34,258	35,797	35,949
Internal Support									
Grand Total Expenditures									
		102,053	125,038	125,261	121,307	122,937	119,913	120,300	120,452

Department:	County Clerk	OAKLAND COUNTY, MICHIGAN
Organization:	20106 - Micrographics	
Fund:	10100 - General	
		FY2013 AND FY2014 AND FY2015 County Executive Budget Recommendation

Account Number/Description	FY 2011 Actual	FY 2012		FY 2013 Amended Plan	FY 2014 Amended Plan	FY 2013 County Exec. Recommended	FY 2014 County Exec. Recommended	FY 2015 County Exec. Recommended
		Adopted Budget	Amended Budget					
Revenues								
Revenue								
Charges for Services								
631029 Laminating	0	200	200	200	200	200	200	200
631239 Microfilming	36,000	25,000	25,000	25,000	25,000	25,000	25,000	25,000
631526 Photostats	0	2,000	2,000	2,000	2,000	2,000	2,000	2,000
	36,000	27,200	27,200	27,200	27,200	27,200	27,200	27,200
Revenue	36,000	27,200	27,200	27,200	27,200	27,200	27,200	27,200
Grand Total Revenues	36,000	27,200	27,200	27,200	27,200	27,200	27,200	27,200

Expenditures

Personnel								
Salaries								
702010 Salaries Regular	209,681	263,446	263,446	263,446	263,446	263,446	263,446	263,446
702030 Holiday	8,791	0	0	0	0	0	0	0
702050 Annual Leave	17,728	0	0	0	0	0	0	0
702080 Sick Leave	7,634	0	0	0	0	0	0	0
702140 Other Miscellaneous Salaries	0	0	0	0	0	2,205	0	0
702200 Death Leave	534	0	0	0	0	0	0	0
702360 Short Term Disability	1,381	0	0	0	0	0	0	0
	245,750	263,446	263,446	263,446	263,446	265,651	263,446	263,446
Fringe Benefits								
722740 Fringe Benefits	0	0	0	0	0	1,295	0	0
722750 Workers Compensation	548	589	589	589	589	589	589	589
722760 Group Life	1,123	991	991	991	991	813	813	813
722770 Retirement	74,702	99,367	99,367	99,367	99,367	82,491	82,491	82,491
722780 Hospitalization	64,671	87,444	87,444	87,444	87,444	97,892	97,892	97,892
722790 Social Security	17,379	20,154	20,154	20,154	20,154	20,154	20,154	20,154
722800 Dental	6,934	8,085	8,085	8,085	8,085	7,151	7,151	7,151
722810 Disability	812	921	921	921	921	3,814	3,814	3,814
722820 Unemployment Insurance	1,072	1,001	1,001	1,001	1,001	975	975	975
722850 Optical	313	414	414	414	414	731	731	731
	167,554	218,966	218,966	218,966	218,966	215,905	214,610	214,610
Personnel	413,303	482,412	482,412	482,412	482,412	481,556	478,056	478,056
Operating Expenses								
Contractual Services								
730324 Communications	1,867	0	0	0	0	0	0	0
730646 Equipment Maintenance	1,748	4,000	4,000	4,000	4,000	4,000	4,000	4,000
731150 Maintenance Contract	53,989	46,134	46,134	26,134	26,134	26,134	26,134	26,134
731388 Printing	0	425	425	425	425	425	425	425
732018 Travel and Conference	0	1,000	1,000	1,000	1,000	1,000	1,000	1,000

Department:	County Clerk	OAKLAND COUNTY, MICHIGAN
Organization:	20106 - Micrographics	
Fund:	10100 - General	
		FY2013 AND FY2014 AND FY2015 County Executive Budget Recommendation

Account Number/Description	FY 2011 Actual	FY 2012		FY 2013 Amended Plan	FY 2014 Amended Plan	FY 2013 County Exec. Recommended	FY 2014 County Exec. Recommended	FY 2015 County Exec. Recommended
		Adopted Budget	Amended Budget					
	57,604	51,559	51,559	31,559	31,559	31,559	31,559	31,559
Commodities								
750294 Material and Supplies	71,326	50,000	50,000	50,000	50,000	50,000	50,000	50,000
750399 Office Supplies	2,946	2,618	2,618	2,618	2,618	2,618	2,618	2,618
	74,272	52,618	52,618	52,618	52,618	52,618	52,618	52,618
Operating Expenses	131,876	104,177	104,177	84,177	84,177	84,177	84,177	84,177
Internal Support								
Internal Services								
770631 Bldg Space Cost Allocation	51,477	53,501	53,501	53,542	56,719	68,165	71,994	72,379
770667 Convenience Copier	582	787	787	787	787	986	986	986
774636 Info Tech Operations	8,659	8,224	8,224	8,232	8,276	8,282	8,311	8,311
774677 Insurance Fund	348	348	348	348	348	348	348	348
775754 Maintenance Department Charges	119	0	677	0	0	0	0	0
778675 Telephone Communications	2,022	2,135	2,135	2,135	2,135	1,933	1,933	1,933
	63,208	64,995	65,672	65,044	68,265	79,714	83,572	83,957
Internal Support	63,208	64,995	65,672	65,044	68,265	79,714	83,572	83,957
Grand Total Expenditures	608,388	651,584	652,261	631,633	634,854	645,447	645,805	646,190

Department:	701 - Treasurers Office	OAKLAND COUNTY, MICHIGAN						
General Fund / General Purpose		FY2013 AND FY2014 AND FY2015 County Executive Budget Recommendation						

Account Number/Description	FY 2011 Actual	FY 2012		FY 2013 Amended Plan	FY 2014 Amended Plan	FY 2013 County Exec. Recommended	FY 2014 County Exec. Recommended	FY 2015 County Exec. Recommended
		Adopted Budget	Amended Budget					

Revenues

Revenue		FY 2011 Actual	FY 2012 Adopted Budget	FY 2012 Amended Budget	FY 2013 Amended Plan	FY 2014 Amended Plan	FY 2013 County Exec. Recommended	FY 2014 County Exec. Recommended	FY 2015 County Exec. Recommended
Property taxes									
601525	Payment in Lieu of Taxes	174,924	75,000	75,000	75,000	75,000	75,000	75,000	75,000
601851	Trailer Tax	0	1,000	1,000	1,000	1,000	1,000	1,000	1,000
		<u>174,924</u>	<u>76,000</u>	<u>76,000</u>	<u>76,000</u>	<u>76,000</u>	<u>76,000</u>	<u>76,000</u>	<u>76,000</u>

Charges for Services

630014	Administration Fees	342,855	330,000	330,000	330,000	330,000	330,000	330,000	330,000
630056	Alternate Energy	6,245	3,000	3,000	3,000	3,000	3,000	3,000	3,000
630161	Bond Fees	1,110	2,000	2,000	2,000	2,000	2,000	2,000	2,000
630238	Civil Action Service Fees	953,506	1,200,000	1,200,000	1,200,000	1,200,000	1,200,000	1,200,000	1,200,000
630476	Deeds	24,567	23,000	23,000	23,000	23,000	23,000	23,000	23,000
630497	Delinquent Per Prop Tax Admin	4,598	30,000	30,000	30,000	30,000	30,000	30,000	30,000
630609	Election Filing Fees Late	4,610	4,000	4,000	4,000	4,000	4,000	4,000	4,000
630784	Foreclosure Notification Fee	341,652	275,000	275,000	275,000	275,000	275,000	275,000	275,000
630945	Industrial Facilities Tax	94,738	370,000	370,000	370,000	370,000	370,000	370,000	370,000
630950	IFT in TDRRZ Act 376	0	50	50	50	50	50	50	50
631169	May Tax Sale	3	50	50	50	50	50	50	50
631253	Miscellaneous	3,055	73,318	73,318	73,318	73,318	73,318	73,318	73,318
631358	Obsolete Property	512	500	500	500	500	500	500	500
631526	Photostats	6,654	10,000	10,000	10,000	10,000	10,000	10,000	10,000
631540	Pilot State Owned Land	75,055	18,000	18,000	18,000	18,000	18,000	18,000	18,000
631645	Pymts Other Than Anticipated	2,633,338	0	735,000	735,000	735,000	735,000	735,000	735,000
631694	Recording Fee Forfeiture Certi	122,356	80,000	80,000	80,000	80,000	80,000	80,000	80,000
631701	Recording Fee Redemption Certi	122,351	80,000	80,000	80,000	80,000	80,000	80,000	80,000
631869	Reimb Salaries	4,359	0	0	0	0	0	0	0
632016	Sale of Publications	1,000	1,500	1,500	1,500	1,500	1,500	1,500	1,500
632079	Service Fees	13,568	11,000	11,000	11,000	11,000	11,000	11,000	11,000
632240	Tax Reverted Land Co Portion	9,451	0	0	0	0	0	0	0
632254	Tax Statements	122,931	148,000	148,000	148,000	148,000	148,000	148,000	148,000
632285	TDRRZ Act 376	8,242	3,500	3,500	3,500	3,500	3,500	3,500	3,500
632289	TIFA DDA Recovery Ad Valorem	954,702	975,000	975,000	975,000	975,000	975,000	975,000	975,000
632303	TIFA DDA Recovery Delinq Pers	2,171	0	0	0	0	0	0	0
632310	TIFA DDA Recovery IFT	25,580	85,000	85,000	85,000	85,000	85,000	85,000	85,000
632338	Title Search Fees	2,141,253	1,200,000	1,200,000	1,200,000	1,200,000	1,200,000	1,200,000	1,200,000
		<u>8,020,462</u>	<u>4,922,918</u>	<u>5,657,918</u>	<u>5,657,918</u>	<u>5,657,918</u>	<u>5,657,918</u>	<u>5,657,918</u>	<u>5,657,918</u>

Contributions

650301	Donations	0	5,545	5,545	0	0	0	0	0
		<u>0</u>	<u>5,545</u>	<u>5,545</u>	<u>0</u>	<u>0</u>	<u>0</u>	<u>0</u>	<u>0</u>

Investment Income

655077	Accrued Interest Adjustments	(1,697)	3,000	3,000	3,000	3,000	3,000	3,000	3,000
655385	Income from Investments	44,077	40,000	40,000	40,000	40,000	40,000	40,000	40,000
		<u>42,380</u>	<u>43,000</u>	<u>43,000</u>	<u>43,000</u>	<u>43,000</u>	<u>43,000</u>	<u>43,000</u>	<u>43,000</u>

Department:	701 - Treasurers Office	OAKLAND COUNTY, MICHIGAN						
General Fund / General Purpose		FY2013 AND FY2014 AND FY2015 County Executive Budget Recommendation						

Account Number/Description	FY 2011 Actual	FY 2012		FY 2013 Amended Plan	FY 2014 Amended Plan	FY 2013 County Exec. Recommended	FY 2014 County Exec. Recommended	FY 2015 County Exec. Recommended
		Adopted Budget	Amended Budget					
Other Revenues								
670114 Cash Overages	35	200	200	200	200	200	200	200
670456 Prior Years Adjustments	74,850	0	0	0	0	0	0	0
670570 Refund Prior Years Expenditure	2,450	0	0	0	0	0	0	0
	77,335	200	200	200	200	200	200	200
Revenue	8,315,100	5,047,663	5,782,663	5,777,118	5,777,118	5,777,118	5,777,118	5,777,118
Other Financing Sources								
Transfers In								
695500 Transfers In	5,293,809	5,656,048	5,656,048	5,658,923	5,420,437	5,658,923	5,420,437	5,420,437
	5,293,809	5,656,048	5,656,048	5,658,923	5,420,437	5,658,923	5,420,437	5,420,437
Other Financing Sources	5,293,809	5,656,048	5,656,048	5,658,923	5,420,437	5,658,923	5,420,437	5,420,437
Grand Total Revenues	13,608,909	10,703,711	11,438,711	11,436,041	11,197,555	11,436,041	11,197,555	11,197,555

Expenditures

Personnel								
Salaries								
702010 Salaries Regular	1,588,482	1,782,151	1,782,151	1,782,151	1,728,796	1,819,986	1,737,474	1,737,474
702030 Holiday	61,471	0	0	0	0	0	0	0
702050 Annual Leave	110,621	0	0	0	0	0	0	0
702080 Sick Leave	32,939	0	0	0	0	0	0	0
702100 Retroactive	295	0	0	0	0	0	0	0
702140 Other Miscellaneous Salaries	0	0	0	0	0	10,710	0	0
702200 Death Leave	4,854	0	0	0	0	0	0	0
702270 Salaries Reimbursement	3,183	0	0	0	0	0	0	0
702360 Short Term Disability	26,273	0	0	0	0	0	0	0
712020 Overtime	6,455	0	0	0	0	0	0	0
	1,834,574	1,782,151	1,782,151	1,782,151	1,728,796	1,830,696	1,737,474	1,737,474
Fringe Benefits								
722740 Fringe Benefits	0	0	0	0	0	6,290	0	0
722750 Workers Compensation	4,043	4,143	4,143	4,143	4,023	4,080	3,894	3,894
722760 Group Life	8,188	6,485	6,485	6,485	6,290	5,477	5,312	5,312
722770 Retirement	577,369	667,318	667,318	667,318	645,789	637,979	617,371	617,371
722780 Hospitalization	408,688	462,023	462,023	462,023	455,713	448,201	442,142	442,142
722790 Social Security	130,344	132,516	132,516	132,516	128,434	134,013	129,508	129,508
722800 Dental	29,359	30,294	30,294	30,294	29,808	29,830	29,398	29,398
722810 Disability	5,368	5,176	5,176	5,176	5,005	23,720	22,947	22,947
722820 Unemployment Insurance	7,921	6,779	6,779	6,779	6,576	6,224	5,920	5,920
722850 Optical	1,537	1,904	1,904	1,904	1,871	2,867	2,822	2,822
	1,172,817	1,316,638	1,316,638	1,316,638	1,283,509	1,298,681	1,259,314	1,259,314
Personnel	3,007,392	3,098,789	3,098,789	3,098,789	3,012,305	3,129,377	2,996,788	2,996,788
Operating Expenses								
Contractual Services								
730037 Adj Prior Years Exp	37,500	0	0	0	0	0	0	0

Department:	701 - Treasurers Office	OAKLAND COUNTY, MICHIGAN							
General Fund / General Purpose		FY2013 AND FY2014 AND FY2015 County Executive Budget Recommendation							

Account Number/Description	FY 2011 Actual	FY 2012		FY 2013 Amended Plan	FY 2014 Amended Plan	FY 2013 County Exec. Recommended	FY 2014 County Exec. Recommended	FY 2015 County Exec. Recommended
		Adopted Budget	Amended Budget					
730072 Advertising	120,197	56,000	56,000	56,000	56,000	56,000	56,000	56,000
730240 Cash Shortage	565	2,200	2,200	2,200	2,200	2,200	2,200	2,200
730247 Charge Card Fee	50,761	54,000	54,000	54,000	54,000	54,000	54,000	54,000
730373 Contracted Services	0	0	735,000	735,000	735,000	735,000	735,000	735,000
730646 Equipment Maintenance	0	500	500	500	500	500	500	500
730716 Fees Civil Service	1,284,850	1,200,000	1,200,000	1,200,000	1,200,000	1,200,000	1,200,000	1,200,000
730751 Foreclosure Notification	230,931	250,000	250,000	250,000	250,000	250,000	250,000	250,000
730772 Freight and Express	10	0	0	0	0	0	0	0
731066 Layout and Staking	0	56,000	56,000	56,000	56,000	56,000	56,000	56,000
731143 Mail Handling-Postage Svc	0	153,000	153,000	153,000	153,000	153,000	153,000	153,000
731213 Membership Dues	1,535	5,190	5,190	5,190	5,190	5,190	5,190	5,190
731241 Miscellaneous	10,092	500	500	500	500	500	500	500
731339 Periodicals Books Publ Sub	280	0	0	0	0	0	0	0
731346 Personal Mileage	1,264	4,180	4,180	4,180	4,180	4,180	4,180	4,180
731388 Printing	7,840	11,385	15,753	11,385	11,385	11,385	11,385	11,385
731458 Professional Services	159,714	29,000	29,000	29,000	29,000	29,000	29,000	29,000
731549 Recording Fee-Forfeiture Cert	152,366	110,000	110,000	110,000	110,000	110,000	110,000	110,000
731556 Recording Fee-Redemption Cert	105,916	88,000	88,000	88,000	88,000	88,000	88,000	88,000
731563 Recording Fees	11,840	4,100	4,100	4,100	4,100	4,100	4,100	4,100
731591 Register of Deeds	9,230	0	0	0	0	0	0	0
731913 Title Search	1,673,100	1,700,000	1,700,000	1,700,000	1,700,000	1,700,000	1,700,000	1,700,000
732018 Travel and Conference	2,576	3,850	3,850	3,850	3,850	3,850	3,850	3,850
732039 Twp and City Treas Bonds	38,318	49,000	49,000	49,000	49,000	49,000	49,000	49,000
732165 Workshops and Meeting	402	2,000	2,000	2,000	2,000	2,000	2,000	2,000
	3,899,287	3,778,905	4,518,273	4,513,905	4,513,905	4,513,905	4,513,905	4,513,905
Commodities								
750049 Computer Supplies	3,579	24,000	24,000	24,000	24,000	24,000	24,000	24,000
750168 FA Proprietary Equipment Exp	0	500	500	500	500	500	500	500
750392 Metered Postage	20,618	38,835	38,835	38,835	38,835	38,835	38,835	38,835
750399 Office Supplies	29,792	28,000	32,241	28,000	28,000	28,000	28,000	28,000
750532 Tax Collection Supplies	0	1,400	1,400	1,400	1,400	1,400	1,400	1,400
	53,988	92,735	96,976	92,735	92,735	92,735	92,735	92,735
Capital Outlay								
760126 Capital Outlay Miscellaneous	591	0	0	0	0	0	0	0
	591	0	0	0	0	0	0	0
Operating Expenses	3,953,866	3,871,640	4,615,249	4,606,640	4,606,640	4,606,640	4,606,640	4,606,640
Internal Support								
Internal Services								
770631 Bldg Space Cost Allocation	153,178	159,657	159,657	159,780	169,262	160,326	169,333	170,239
770667 Convenience Copier	4,613	6,457	6,457	6,457	6,457	6,973	6,973	6,973
772618 Equipment Rental	8,100	8,100	8,100	8,100	8,100	12,274	12,274	12,274
773630 Info Tech Development	451,635	0	218,714	0	0	0	0	0
774636 Info Tech Operations	379,073	362,061	362,061	362,414	364,314	360,072	361,361	361,361
774677 Insurance Fund	1,728	1,728	1,728	1,728	1,728	1,729	1,729	1,729

Department:	701 - Treasurers Office	OAKLAND COUNTY, MICHIGAN							
General Fund / General Purpose		FY2013 AND FY2014 AND FY2015 County Executive Budget Recommendation							

Account Number/Description	FY 2011 Actual	FY 2012		FY 2013 Amended Plan	FY 2014 Amended Plan	FY 2013 County Exec. Recommended	FY 2014 County Exec. Recommended	FY 2015 County Exec. Recommended
		Adopted Budget	Amended Budget					
775667 Mail Room	20,758	0	0	0	0	0	0	0
775754 Maintenance Department Charges	3,412	0	459	0	0	0	0	0
776661 Motor Pool	186	300	300	300	300	0	0	0
776666 Print Shop	2,121	0	0	0	0	0	0	0
778675 Telephone Communications	17,777	18,501	18,501	18,501	18,501	18,140	18,140	18,140
	1,042,582	556,804	775,977	557,280	568,662	559,514	569,810	570,716
Internal Support								
Transfers/Other Sources (Uses)								
Transfers Out								
788001 Transfers Out	139,770	120,000	120,000	120,000	120,000	120,000	120,000	120,000
	139,770	120,000	120,000	120,000	120,000	120,000	120,000	120,000
Transfers/Other Sources (Uses)	139,770	120,000	120,000	120,000	120,000	120,000	120,000	120,000
Grand Total Expenditures	8,143,609	7,647,233	8,610,015	8,382,709	8,307,607	8,415,531	8,293,238	8,294,144

Department:	501 - Board of Commissioners	OAKLAND COUNTY, MICHIGAN							
General Fund / General Purpose		FY2013 AND FY2014 AND FY2015 County Executive Budget Recommendation							

Account Number/Description	FY 2011 Actual	FY 2012		FY 2013 Amended Plan	FY 2014 Amended Plan	FY 2013 County Exec. Recommended	FY 2014 County Exec. Recommended	FY 2015 County Exec. Recommended	
		Adopted Budget	Amended Budget						
Revenues									
Revenue									
Charges for Services									
630378	Copier Machine Charges	12,889	16,000	16,000	16,000	16,000	16,000	16,000	16,000
631253	Miscellaneous	11,290	11,000	11,000	11,000	11,000	9,000	9,000	9,000
631498	Per Diem	500	600	600	600	600	600	600	600
631869	Reimb Salaries	49,393	0	0	0	0	0	0	0
		74,073	27,600	27,600	27,600	27,600	25,600	25,600	25,600
Other Revenues									
670114	Cash Overages	82	0	0	0	0	0	0	0
		82	0	0	0	0	0	0	0
Revenue		74,155	27,600	27,600	27,600	27,600	25,600	25,600	25,600
Grand Total Revenues		74,155	27,600	27,600	27,600	27,600	25,600	25,600	25,600

Expenditures									
Personnel									
Salaries									
702010	Salaries Regular	1,645,330	1,772,371	1,772,371	1,772,371	1,772,371	1,578,270	1,546,265	1,546,265
702030	Holiday	34,475	0	0	0	0	0	0	0
702050	Annual Leave	60,765	0	0	0	0	0	0	0
702080	Sick Leave	19,795	0	0	0	0	0	0	0
702100	Retroactive	28	0	0	0	0	0	0	0
702110	Per Diem	4,951	5,600	5,600	5,600	5,600	5,600	5,600	5,600
702140	Other Miscellaneous Salaries	0	0	0	0	0	12,915	0	0
702200	Death Leave	1,092	0	0	0	0	0	0	0
702360	Short Term Disability	90	0	0	0	0	0	0	0
712020	Overtime	1,655	3,500	3,500	3,500	3,500	3,500	3,500	3,500
		1,768,182	1,781,471	1,781,471	1,781,471	1,781,471	1,600,285	1,555,365	1,555,365
Fringe Benefits									
722740	Fringe Benefits	0	0	0	0	0	7,585	0	0
722750	Workers Compensation	3,949	4,090	4,090	4,090	4,090	3,756	3,756	3,756
722760	Group Life	7,513	6,214	6,214	6,214	6,214	5,192	5,192	5,192
722770	Retirement	597,079	714,390	714,390	714,390	714,390	627,842	627,842	627,842
722780	Hospitalization	366,054	445,089	445,089	445,089	445,089	390,362	390,362	390,362
722790	Social Security	128,136	134,890	134,890	134,890	134,890	128,073	128,073	128,073
722800	Dental	29,372	32,831	32,831	32,831	32,831	29,104	29,104	29,104
722810	Disability	2,867	3,050	3,050	3,050	3,050	12,658	12,658	12,658
722820	Unemployment Insurance	7,738	6,746	6,746	6,746	6,746	3,233	3,233	3,233
722850	Optical	2,060	2,409	2,409	2,409	2,409	3,334	3,334	3,334
722900	Fringe Benefit Adjustments	0	1,694	1,694	1,694	1,694	(42,750)	(58,350)	(58,350)
		1,144,768	1,351,403	1,351,403	1,351,403	1,351,403	1,168,389	1,145,204	1,145,204
Personnel		2,912,950	3,132,874	3,132,874	3,132,874	3,132,874	2,768,674	2,700,569	2,700,569

Department:	501 - Board of Commissioners	OAKLAND COUNTY, MICHIGAN						
General Fund / General Purpose		FY2013 AND FY2014 AND FY2015 County Executive Budget Recommendation						

Account Number/Description	FY 2011 Actual	FY 2012		FY 2013 Amended Plan	FY 2014 Amended Plan	FY 2013 County Exec. Recommended	FY 2014 County Exec. Recommended	FY 2015 County Exec. Recommended
		Adopted Budget	Amended Budget					
Operating Expenses								
Contractual Services								
730072	Advertising	0	300	300	300	300	300	300
730114	Auction Expense	4	0	0	0	0	0	0
730156	Binding	2,020	2,130	2,130	2,130	2,130	2,130	2,130
730240	Cash Shortage	5	0	0	0	0	0	0
730324	Communications	0	1,000	1,000	1,000	1,000	1,000	1,000
730338	Computer Research Service	88,817	90,000	90,000	90,000	90,000	90,000	90,000
730373	Contracted Services	0	0	0	0	120,000	122,700	125,470
730646	Equipment Maintenance	1,464	1,600	1,600	1,600	1,600	1,600	1,600
730709	Fees - Per Diems	2,005	2,530	2,530	2,530	2,530	2,530	2,530
730856	Historical Commission	1,969	2,350	2,350	2,350	2,350	2,350	2,350
731073	Legal Services	2,265	8,000	8,000	8,000	8,000	8,000	8,000
731080	Legislative Expense	0	8,000	8,000	8,000	8,000	8,000	8,000
731101	Library Continuations	68,503	58,000	58,000	58,000	65,000	65,000	65,000
731129	Literacy Project	7,000	7,000	7,000	7,000	0	0	0
731213	Membership Dues	1,639	2,475	2,475	2,475	2,475	2,475	2,475
731339	Periodicals Books Publ Sub	55,087	55,196	55,196	55,196	52,941	52,941	52,941
731346	Personal Mileage	22,002	32,812	32,812	32,812	32,812	32,812	32,812
731388	Printing	4,696	12,490	12,490	12,490	12,490	12,490	12,490
731435	Prof Serv - Annual Audit	217,960	227,000	227,000	233,500	233,500	240,500	240,500
731458	Professional Services	70,571	63,300	63,300	63,300	63,300	63,300	63,300
731500	Public Information	0	3,977	3,977	3,977	3,977	3,977	3,977
731780	Software Support Maintenance	12,726	15,473	15,473	15,473	15,473	15,473	15,473
731818	Special Event Program	2,517	3,000	3,000	3,000	3,000	3,000	3,000
731822	Special Projects	1,321	1,266	1,266	1,266	1,266	1,266	1,266
732018	Travel and Conference	5,153	24,500	24,500	24,500	24,500	24,500	24,500
732165	Workshops and Meeting	9,793	35,020	35,020	35,020	35,020	35,020	35,020
		577,516	657,419	657,419	663,919	670,919	781,664	794,134
Commodities								
750049	Computer Supplies	0	500	500	500	500	500	500
750154	Expendable Equipment	881	1,000	1,000	1,000	1,000	1,000	1,000
750217	Groceries	0	200	200	200	200	200	200
750392	Metered Postage	1,476	3,590	3,590	3,590	3,590	3,590	3,590
750399	Office Supplies	11,793	16,551	16,551	16,551	13,934	13,934	13,934
750448	Postage-Standard Mailing	0	200	200	200	200	200	200
		14,149	22,041	22,041	22,041	19,424	19,424	19,424
Capital Outlay								
760126	Capital Outlay Miscellaneous	0	0	32	0	0	0	0
		0	0	32	0	0	0	0
		591,665	679,460	679,492	685,960	692,960	801,088	813,558
Operating Expenses Internal Support								
Internal Services								
770631	Bldg Space Cost Allocation	465,715	484,904	484,904	485,275	514,074	487,194	517,317

Department: 501 - Board of Commissioners	OAKLAND COUNTY, MICHIGAN
General Fund / General Purpose	FY2013 AND FY2014 AND FY2015 County Executive Budget Recommendation

Account Number/Description	FY 2011 Actual	FY 2012		FY 2013 Amended Plan	FY 2014 Amended Plan	FY 2013 County Exec. Recommended	FY 2014 County Exec. Recommended	FY 2015 County Exec. Recommended
		Adopted Budget	Amended Budget					
770667 Convenience Copier	6,694	7,588	7,588	7,588	7,588	6,576	6,576	6,576
772618 Equipment Rental	2,520	2,520	2,520	2,520	2,520	5,172	5,172	5,172
773630 Info Tech Development	21,615	0	15,081	0	0	0	0	0
774636 Info Tech Operations	191,537	203,739	203,739	203,931	204,866	179,428	180,070	180,070
774677 Insurance Fund	2,080	2,078	2,078	2,078	2,078	2,081	2,081	2,081
775667 Mail Room	1,508	0	0	0	0	0	0	0
775754 Maintenance Department Charges	10,184	0	3,564	0	0	0	0	0
776666 Print Shop	1,635	0	0	0	0	0	0	0
778675 Telephone Communications	15,079	16,153	16,153	16,153	16,153	15,892	15,892	15,892
	<u>718,567</u>	<u>716,982</u>	<u>735,626</u>	<u>717,545</u>	<u>747,279</u>	<u>696,343</u>	<u>724,355</u>	<u>727,108</u>
Internal Support	718,567	716,982	735,626	717,545	747,279	696,343	724,355	727,108
Grand Total Expenditures	4,223,183	4,529,316	4,547,992	4,536,379	4,573,113	4,266,105	4,235,712	4,241,235

Department:	Board of Commissioners	OAKLAND COUNTY, MICHIGAN
Organization:	50101 - BOC - Administration	
Fund:	10100 - General	

FY2013 AND FY2014 AND FY2015 County Executive Budget Recommendation

Account Number/Description	FY 2011 Actual	FY 2012		FY 2013 Amended Plan	FY 2014 Amended Plan	FY 2013 County Exec. Recommended	FY 2014 County Exec. Recommended	FY 2015 County Exec. Recommended
		Adopted Budget	Amended Budget					
Revenues								
Revenue								
Charges for Services								
631498 Per Diem	500	600	600	600	600	600	600	600
	500	600	600	600	600	600	600	600
Revenue	500	600	600	600	600	600	600	600
Grand Total Revenues	500	600	600	600	600	600	600	600

Expenditures

Personnel								
Salaries								
702010 Salaries Regular	1,283,416	1,355,136	1,355,136	1,355,136	1,355,136	1,249,554	1,217,549	1,217,549
702030 Holiday	19,085	0	0	0	0	0	0	0
702050 Annual Leave	37,286	0	0	0	0	0	0	0
702080 Sick Leave	10,783	0	0	0	0	0	0	0
702100 Retroactive	(121)	0	0	0	0	0	0	0
702110 Per Diem	4,951	5,600	5,600	5,600	5,600	5,600	5,600	5,600
702140 Other Miscellaneous Salaries	0	0	0	0	0	10,710	0	0
702200 Death Leave	1,092	0	0	0	0	0	0	0
712020 Overtime	1,655	3,500	3,500	3,500	3,500	3,500	3,500	3,500
	1,358,148	1,364,236	1,364,236	1,364,236	1,364,236	1,269,364	1,226,649	1,226,649
Fringe Benefits								
722740 Fringe Benefits	0	0	0	0	0	6,290	0	0
722750 Workers Compensation	3,031	3,042	3,042	3,042	3,042	3,021	3,021	3,021
722760 Group Life	5,786	4,735	4,735	4,735	4,735	4,176	4,176	4,176
722770 Retirement	460,935	551,172	551,172	551,172	551,172	504,675	504,675	504,675
722780 Hospitalization	292,152	359,095	359,095	359,095	359,095	324,207	324,207	324,207
722790 Social Security	98,415	103,658	103,658	103,658	103,658	102,927	102,927	102,927
722800 Dental	24,090	27,065	27,065	27,065	27,065	25,084	25,084	25,084
722810 Disability	1,542	1,697	1,697	1,697	1,697	7,899	7,899	7,899
722820 Unemployment Insurance	5,941	5,159	5,159	5,159	5,159	2,018	2,018	2,018
722850 Optical	1,763	2,084	2,084	2,084	2,084	2,909	2,909	2,909
722900 Fringe Benefit Adjustments	0	1,694	1,694	1,694	1,694	(42,750)	(58,350)	(58,350)
	893,654	1,059,401	1,059,401	1,059,401	1,059,401	940,456	918,566	918,566
Personnel	2,251,802	2,423,637	2,423,637	2,423,637	2,423,637	2,209,820	2,145,215	2,145,215
Operating Expenses								
Contractual Services								
730072 Advertising	0	300	300	300	300	300	300	300
730324 Communications	0	1,000	1,000	1,000	1,000	1,000	1,000	1,000
730646 Equipment Maintenance	85	0	0	0	0	0	0	0
730856 Historical Commission	1,969	2,350	2,350	2,350	2,350	2,350	2,350	2,350

Department:	Board of Commissioners	OAKLAND COUNTY, MICHIGAN
Organization:	50101 - BOC - Administration	
Fund:	10100 - General	
		FY2013 AND FY2014 AND FY2015 County Executive Budget Recommendation

Account Number/Description	FY 2011 Actual	FY 2012		FY 2013 Amended Plan	FY 2014 Amended Plan	FY 2013 County Exec. Recommended	FY 2014 County Exec. Recommended	FY 2015 County Exec. Recommended	
		Adopted Budget	Amended Budget						
731073 Legal Services	2,080	8,000	8,000	8,000	8,000	8,000	8,000	8,000	
731080 Legislative Expense	0	8,000	8,000	8,000	8,000	8,000	8,000	8,000	
731213 Membership Dues	1,254	2,000	2,000	2,000	2,000	2,000	2,000	2,000	
731339 Periodicals Books Publ Sub	2,152	2,000	2,000	2,000	2,000	2,000	2,000	2,000	
731346 Personal Mileage	20,248	31,053	31,053	31,053	31,053	31,053	31,053	31,053	
731388 Printing	4,626	11,810	11,810	11,810	11,810	11,810	11,810	11,810	
731435 Prof Serv - Annual Audit	217,960	227,000	227,000	233,500	240,500	233,500	240,500	240,500	
731458 Professional Services	70,571	63,300	63,300	63,300	63,300	63,300	63,300	63,300	
731500 Public Information	0	3,977	3,977	3,977	3,977	3,977	3,977	3,977	
731818 Special Event Program	2,517	3,000	3,000	3,000	3,000	3,000	3,000	3,000	
732018 Travel and Conference	4,417	23,000	23,000	23,000	23,000	23,000	23,000	23,000	
732165 Workshops and Meeting	8,431	32,000	32,000	32,000	32,000	32,000	32,000	32,000	
	336,309	418,790	418,790	425,290	432,290	425,290	432,290	432,290	
Commodities									
750049 Computer Supplies	0	500	500	500	500	500	500	500	
750154 Expendable Equipment	881	1,000	1,000	1,000	1,000	1,000	1,000	1,000	
750217 Groceries	0	200	200	200	200	200	200	200	
750392 Metered Postage	1,328	2,877	2,877	2,877	2,877	2,877	2,877	2,877	
750399 Office Supplies	4,562	6,801	6,801	6,801	6,801	6,801	6,801	6,801	
750448 Postage-Standard Mailing	0	200	200	200	200	200	200	200	
	6,770	11,578	11,578	11,578	11,578	11,578	11,578	11,578	
Capital Outlay									
760126 Capital Outlay Miscellaneous	0	0	32	0	0	0	0	0	
	0	0	32	0	0	0	0	0	
Operating Expenses	343,079	430,368	430,400	436,868	443,868	436,868	443,868	443,868	
Internal Support									
Internal Services									
770631 Bldg Space Cost Allocation	132,451	138,187	138,187	138,293	146,500	139,026	146,836	147,622	
770667 Convenience Copier	2,599	3,625	3,625	3,625	3,625	2,490	2,490	2,490	
773630 Info Tech Development	19,236	0	14,492	0	0	0	0	0	
774636 Info Tech Operations	59,882	56,483	56,483	56,538	56,835	53,607	53,799	53,799	
774677 Insurance Fund	1,606	1,606	1,606	1,606	1,606	1,607	1,607	1,607	
775667 Mail Room	1,252	0	0	0	0	0	0	0	
775754 Maintenance Department Charges	7,070	0	3,313	0	0	0	0	0	
776666 Print Shop	1,635	0	0	0	0	0	0	0	
778675 Telephone Communications	9,002	9,741	9,741	9,741	9,741	9,359	9,359	9,359	
	234,733	209,642	227,447	209,803	218,307	206,089	214,091	214,877	
Internal Support	234,733	209,642	227,447	209,803	218,307	206,089	214,091	214,877	
Grand Total Expenditures	2,829,614	3,063,647	3,081,483	3,070,308	3,085,812	2,852,777	2,803,174	2,803,960	

Department:	Board of Commissioners	OAKLAND COUNTY, MICHIGAN
Organization:	50103 - Library Board	
Fund:	10100 - General	

FY2013 AND FY2014 AND FY2015 County Executive Budget Recommendation

Account Number/Description	FY 2011 Actual	FY 2012		FY 2013 Amended Plan	FY 2014 Amended Plan	FY 2013 County Exec. Recommended	FY 2014 County Exec. Recommended	FY 2015 County Exec. Recommended
		Adopted Budget	Amended Budget					
Revenues								
Revenue								
Charges for Services								
630378 Copier Machine Charges	12,889	16,000	16,000	16,000	16,000	16,000	16,000	16,000
631253 Miscellaneous	11,290	11,000	11,000	11,000	11,000	9,000	9,000	9,000
631869 Reimb Salaries	49,393	0	0	0	0	0	0	0
	73,573	27,000	27,000	27,000	27,000	25,000	25,000	25,000
Other Revenues								
670114 Cash Overages	82	0	0	0	0	0	0	0
	82	0	0	0	0	0	0	0
Revenue	73,655	27,000	27,000	27,000	27,000	25,000	25,000	25,000
Grand Total Revenues	73,655	27,000	27,000	27,000	27,000	25,000	25,000	25,000

Expenditures

Personnel								
Salaries								
702010 Salaries Regular	361,914	417,235	417,235	417,235	417,235	328,716	328,716	328,716
702030 Holiday	15,391	0	0	0	0	0	0	0
702050 Annual Leave	23,479	0	0	0	0	0	0	0
702080 Sick Leave	9,012	0	0	0	0	0	0	0
702100 Retroactive	149	0	0	0	0	0	0	0
702140 Other Miscellaneous Salaries	0	0	0	0	0	2,205	0	0
702360 Short Term Disability	90	0	0	0	0	0	0	0
	410,034	417,235	417,235	417,235	417,235	330,921	328,716	328,716
Fringe Benefits								
722740 Fringe Benefits	0	0	0	0	0	1,295	0	0
722750 Workers Compensation	918	1,048	1,048	1,048	1,048	735	735	735
722760 Group Life	1,727	1,479	1,479	1,479	1,479	1,016	1,016	1,016
722770 Retirement	136,144	163,218	163,218	163,218	163,218	123,167	123,167	123,167
722780 Hospitalization	73,902	85,994	85,994	85,994	85,994	66,155	66,155	66,155
722790 Social Security	29,720	31,232	31,232	31,232	31,232	25,146	25,146	25,146
722800 Dental	5,282	5,766	5,766	5,766	5,766	4,020	4,020	4,020
722810 Disability	1,326	1,353	1,353	1,353	1,353	4,759	4,759	4,759
722820 Unemployment Insurance	1,798	1,587	1,587	1,587	1,587	1,215	1,215	1,215
722850 Optical	297	325	325	325	325	425	425	425
	251,114	292,002	292,002	292,002	292,002	227,933	226,638	226,638
Personnel	661,149	709,237	709,237	709,237	709,237	558,854	555,354	555,354
Operating Expenses								
Contractual Services								
730114 Auction Expense	4	0	0	0	0	0	0	0
730156 Binding	2,020	2,130	2,130	2,130	2,130	2,130	2,130	2,130

Department:	Board of Commissioners	OAKLAND COUNTY, MICHIGAN
Organization:	50103 - Library Board	
Fund:	10100 - General	
		FY2013 AND FY2014 AND FY2015 County Executive Budget Recommendation

Account Number/Description	FY 2011 Actual	FY 2012		FY 2013 Amended Plan	FY 2014 Amended Plan	FY 2013 County Exec. Recommended	FY 2014 County Exec. Recommended	FY 2015 County Exec. Recommended
		Adopted Budget	Amended Budget					
730240 Cash Shortage	5	0	0	0	0	0	0	0
730338 Computer Research Service	88,817	90,000	90,000	90,000	90,000	90,000	90,000	90,000
730373 Contracted Services	0	0	0	0	0	120,000	122,700	125,470
730646 Equipment Maintenance	1,379	1,600	1,600	1,600	1,600	1,600	1,600	1,600
730709 Fees - Per Diems	2,005	2,530	2,530	2,530	2,530	2,530	2,530	2,530
731073 Legal Services	185	0	0	0	0	0	0	0
731101 Library Continuations	68,503	58,000	58,000	58,000	58,000	65,000	65,000	65,000
731129 Literacy Project	7,000	7,000	7,000	7,000	7,000	0	0	0
731213 Membership Dues	385	475	475	475	475	475	475	475
731339 Periodicals Books Publ Sub	52,935	53,196	53,196	53,196	53,196	50,941	50,941	50,941
731346 Personal Mileage	1,754	1,759	1,759	1,759	1,759	1,759	1,759	1,759
731388 Printing	70	680	680	680	680	680	680	680
731780 Software Support Maintenance	12,726	15,473	15,473	15,473	15,473	15,473	15,473	15,473
731822 Special Projects	1,321	1,266	1,266	1,266	1,266	1,266	1,266	1,266
732018 Travel and Conference	736	1,500	1,500	1,500	1,500	1,500	1,500	1,500
732165 Workshops and Meeting	1,362	3,020	3,020	3,020	3,020	3,020	3,020	3,020
	241,207	238,629	238,629	238,629	238,629	356,374	359,074	361,844
Commodities								
750392 Metered Postage	148	713	713	713	713	713	713	713
750399 Office Supplies	7,231	9,750	9,750	9,750	9,750	7,133	7,133	7,133
	7,379	10,463	10,463	10,463	10,463	7,846	7,846	7,846
Operating Expenses	248,586	249,092	249,092	249,092	249,092	364,220	366,920	369,690
Internal Support								
Internal Services								
770631 Bldg Space Cost Allocation	333,264	346,717	346,717	346,982	367,574	348,168	367,728	369,695
770667 Convenience Copier	4,095	3,963	3,963	3,963	3,963	4,086	4,086	4,086
772618 Equipment Rental	2,520	2,520	2,520	2,520	2,520	5,172	5,172	5,172
773630 Info Tech Development	2,379	0	589	0	0	0	0	0
774636 Info Tech Operations	131,656	147,256	147,256	147,393	148,031	125,821	126,271	126,271
774677 Insurance Fund	474	472	472	472	472	474	474	474
775667 Mail Room	255	0	0	0	0	0	0	0
775754 Maintenance Department Charges	3,114	0	251	0	0	0	0	0
778675 Telephone Communications	6,077	6,412	6,412	6,412	6,412	6,533	6,533	6,533
	483,835	507,340	508,180	507,742	528,972	490,254	510,264	512,231
Internal Support	483,835	507,340	508,180	507,742	528,972	490,254	510,264	512,231
Grand Total Expenditures	1,393,569	1,465,669	1,466,509	1,466,071	1,487,301	1,413,328	1,432,538	1,437,275

Department:	601 - Water Resources Commissioner	OAKLAND COUNTY, MICHIGAN						
General Fund / General Purpose		FY2013 AND FY2014 AND FY2015 County Executive Budget Recommendation						

Account Number/Description	FY 2011 Actual	FY 2012		FY 2013 Amended Plan	FY 2014 Amended Plan	FY 2013 County Exec. Recommended	FY 2014 County Exec. Recommended	FY 2015 County Exec. Recommended
		Adopted Budget	Amended Budget					
Revenues								
Revenue								
Charges for Services								
631554	Plat Service Fees	0	1,000	1,000	1,000	1,000	1,000	1,000
631827	Reimb General	1,277,284	704,806	704,806	704,806	748,561	752,741	756,968
631876	Reimb Salaries Constr Admin	127,905	132,306	132,306	132,306	130,593	131,825	133,070
632121	Soil Erosion Fees	502,515	530,000	530,000	550,000	520,000	520,000	520,000
		1,907,704	1,368,112	1,368,112	1,388,112	1,393,558	1,405,566	1,411,038
Contributions								
650301	Donations	1,919	0	0	0	0	0	0
		1,919	0	0	0	0	0	0
Revenue		1,909,623	1,368,112	1,368,112	1,388,112	1,393,558	1,405,566	1,411,038
Grand Total Revenues		1,909,623	1,368,112	1,368,112	1,388,112	1,393,558	1,405,566	1,411,038

Expenditures

Personnel								
Salaries								
702010	Salaries Regular	2,053,028	1,922,557	1,922,557	1,922,557	1,941,782	138,619	138,619
702030	Holiday	411,676	0	0	0	0	0	0
702050	Annual Leave	736,537	0	0	0	0	0	0
702080	Sick Leave	223,013	0	0	0	0	0	0
702100	Retroactive	3,967	0	0	0	0	0	0
702120	Jury Duty	882	0	0	0	0	0	0
702140	Other Miscellaneous Salaries	518	0	0	0	0	315	0
702190	Workers Compensation Pay	14,834	0	0	0	0	0	0
702200	Death Leave	16,610	0	0	0	0	0	0
702260	Non-direct Labor Factor	593,512	0	0	0	0	0	0
702270	Salaries Reimbursement	(3,025,308)	0	0	0	0	0	0
702360	Short Term Disability	25,149	0	0	0	0	0	0
712020	Overtime	28,808	53,200	53,200	53,200	53,200	0	0
712040	Holiday Overtime	811	0	0	0	0	0	0
712090	On Call	114,872	0	0	0	0	0	0
		1,198,908	1,975,757	1,975,757	1,975,757	1,994,982	138,934	138,619
Fringe Benefits								
722740	Fringe Benefits	0	0	0	0	0	185	0
722750	Workers Compensation	39,877	27,807	27,807	27,807	28,000	311	311
722760	Group Life	16,402	6,740	6,740	6,740	6,787	424	424
722770	Retirement	1,251,561	694,042	694,042	694,042	698,830	56,557	56,557
722780	Hospitalization	856,774	506,687	506,687	506,687	510,181	19,652	19,652
722790	Social Security	263,580	133,737	133,737	133,737	134,659	8,836	8,836
722800	Dental	65,682	34,376	34,376	34,376	34,613	1,377	1,377
722810	Disability	11,296	5,645	5,645	5,645	5,684	0	0

Department:	601 - Water Resources Commissioner	OAKLAND COUNTY, MICHIGAN						
General Fund / General Purpose		FY2013 AND FY2014 AND FY2015 County Executive Budget Recommendation						

Account Number/Description	FY 2011 Actual	FY 2012		FY 2013 Amended Plan	FY 2014 Amended Plan	FY 2013 County Exec. Recommended	FY 2014 County Exec. Recommended	FY 2015 County Exec. Recommended
		Adopted Budget	Amended Budget					
722820 Unemployment Insurance	15,997	6,709	6,709	6,709	6,756	0	0	0
722850 Optical	3,645	2,324	2,324	2,324	2,339	137	137	137
	2,524,814	1,418,067	1,418,067	1,418,067	1,427,849	87,479	87,294	87,294
Personnel	3,723,722	3,393,824	3,393,824	3,393,824	3,422,831	226,413	225,913	225,913
Operating Expenses								
Contractual Services								
730037 Adj Prior Years Exp	5,860	0	0	0	0	0	0	0
730247 Charge Card Fee	1,281	2,000	2,000	2,000	2,000	2,000	2,000	2,000
730324 Communications	2,120	1,000	1,138	1,000	1,000	1,000	1,000	1,000
730373 Contracted Services	47,267	100,000	100,126	100,000	100,000	100,000	100,000	100,000
730555 Education Programs	999	20,000	20,000	20,000	20,000	20,000	20,000	20,000
730653 Equipment Rental	3,023	3,100	3,100	3,100	3,100	3,100	3,100	3,100
730772 Freight and Express	94	250	250	250	250	250	250	250
731031 Laboratory Fees	0	2,000	2,000	2,000	2,000	2,000	2,000	2,000
731059 Laundry and Cleaning	6,650	9,500	9,500	9,500	9,500	9,500	9,500	9,500
731073 Legal Services	31,164	54,000	54,000	54,000	54,000	54,000	54,000	54,000
731115 Licenses and Permits	3,000	3,000	3,000	3,000	3,000	3,000	3,000	3,000
731213 Membership Dues	17,676	17,186	17,186	17,186	17,186	17,186	17,186	17,186
731339 Periodicals Books Publ Sub	3,420	2,000	2,000	2,000	2,000	2,000	2,000	2,000
731346 Personal Mileage	3,758	2,392	2,392	2,392	2,392	2,392	2,392	2,392
731388 Printing	4,953	15,993	15,993	15,993	15,993	15,993	15,993	15,993
731444 Prof Svc-Consultant	0	35,000	35,000	35,000	35,000	35,000	35,000	35,000
731458 Professional Services	0	15,300	15,300	15,300	15,300	15,300	15,300	15,300
731528 Publishing Legal Notices	0	3,000	3,000	3,000	3,000	3,000	3,000	3,000
731563 Recording Fees	811	1,000	1,000	1,000	1,000	1,000	1,000	1,000
731857 Stream Gauge Program	55,340	61,575	61,575	61,575	61,575	61,575	61,575	61,575
731941 Training	50	5,000	5,000	5,000	5,000	5,000	5,000	5,000
732018 Travel and Conference	14,293	22,714	22,714	22,714	22,714	22,714	22,714	22,714
732123 Watershed-Clinton River	5,141	5,141	5,141	5,141	5,141	5,141	5,141	5,141
732130 Watershed-Huron River	2,706	2,706	2,706	2,706	2,706	2,706	2,706	2,706
732165 Workshops and Meeting	2,988	5,700	5,700	5,700	5,700	5,700	5,700	5,700
	212,593	389,557	389,821	389,557	389,557	389,557	389,557	389,557
Commodities								
750140 Employee Footwear	463	3,700	3,700	3,700	3,700	3,700	3,700	3,700
750154 Expendable Equipment	0	5,000	5,000	5,000	5,000	5,000	5,000	5,000
750170 Other Expendable Equipment	0	2,000	2,000	2,000	2,000	2,000	2,000	2,000
750294 Material and Supplies	11,683	10,000	10,000	10,000	10,000	10,000	10,000	10,000
750301 Medical Supplies	0	100	100	100	100	100	100	100
750392 Metered Postage	10,875	24,570	24,570	24,570	24,570	24,570	24,570	24,570
750399 Office Supplies	14,511	31,248	31,248	31,248	31,248	31,248	31,248	31,248
750406 Paper Printing	615	7,000	7,000	7,000	7,000	7,000	7,000	7,000
750567 Training-Educational Supplies	395	9,000	9,000	9,000	9,000	9,000	9,000	9,000
750581 Uniforms	5,745	5,800	5,800	5,800	5,800	5,800	5,800	5,800
	44,287	98,418	98,418	98,418	98,418	98,418	98,418	98,418

Department:	601 - Water Resources Commissioner	OAKLAND COUNTY, MICHIGAN						
General Fund / General Purpose		FY2013 AND FY2014 AND FY2015 County Executive Budget Recommendation						

Account Number/Description	FY 2011 Actual	FY 2012		FY 2013 Amended Plan	FY 2014 Amended Plan	FY 2013 County Exec. Recommended	FY 2014 County Exec. Recommended	FY 2015 County Exec. Recommended
		Adopted Budget	Amended Budget					
Operating Expenses	256,880	487,975	488,239	487,975	487,975	487,975	487,975	487,975
Internal Support								
Internal Services								
770631 Bldg Space Cost Allocation	562,720	580,825	580,825	581,269	615,765	523,829	553,257	556,218
770667 Convenience Copier	53,151	49,947	49,947	49,947	49,947	61,307	61,307	61,307
771638 Drain Equip Labor	0	0	0	0	0	3,146,750	3,173,415	3,200,351
771639 Drain Equipment	328,366	283,400	283,400	283,400	283,400	311,400	311,400	311,400
773630 Info Tech Development	165,223	0	101,837	0	0	0	0	0
774636 Info Tech Operations	150,377	180,107	180,107	180,252	180,581	276,109	277,097	277,097
774677 Insurance Fund	6,301	4,474	4,474	4,474	4,474	4,477	4,477	4,477
775667 Mail Room	10,862	0	0	0	0	0	0	0
775754 Maintenance Department Charges	16,497	0	16,249	0	0	0	0	0
776666 Print Shop	1,050	0	0	0	0	0	0	0
778675 Telephone Communications	26,337	29,231	29,231	29,231	29,231	30,174	30,174	30,174
	1,320,883	1,127,984	1,246,069	1,128,573	1,163,398	4,354,046	4,411,127	4,441,024
Internal Support	1,320,883	1,127,984	1,246,069	1,128,573	1,163,398	4,354,046	4,411,127	4,441,024
Transfers/Other Sources (Uses)								
Transfers Out								
788001 Transfers Out	36,541	56,165	56,165	56,165	56,165	56,165	56,165	56,165
	36,541	56,165	56,165	56,165	56,165	56,165	56,165	56,165
Transfers/Other Sources (Uses)	36,541	56,165	56,165	56,165	56,165	56,165	56,165	56,165
Grand Total Expenditures	5,338,027	5,065,948	5,184,297	5,066,537	5,130,369	5,124,599	5,181,180	5,211,077

Department:	101 - County Executive	OAKLAND COUNTY, MICHIGAN						
General Fund / General Purpose		FY2013 AND FY2014 AND FY2015 County Executive Budget Recommendation						

Account Number/Description	FY 2011 Actual	FY 2012		FY 2013 Amended Plan	FY 2014 Amended Plan	FY 2013 County Exec. Recommended	FY 2014 County Exec. Recommended	FY 2015 County Exec. Recommended
		Adopted Budget	Amended Budget					

Revenues

Revenue								
Charges for Services								
	0	0	0	0	0	0	0	0
Revenue	0	0	0	0	0	0	0	0
Grand Total Revenues	0	0	0	0	0	0	0	0

Expenditures

Personnel								
Salaries								
702010	Salaries Regular	2,709,325	2,915,330	2,915,330	2,915,330	2,915,330	2,909,235	2,909,235
702030	Holiday	67,067	0	0	0	0	0	0
702050	Annual Leave	124,327	0	0	0	0	0	0
702080	Sick Leave	49,342	0	0	0	0	0	0
702140	Other Miscellaneous Salaries	0	0	0	0	10,710	0	0
702200	Death Leave	4,854	0	0	0	0	0	0
702360	Short Term Disability	13,088	0	0	0	0	0	0
712020	Overtime	1,319	3,000	3,000	3,000	3,000	3,000	3,000
		2,969,322	2,918,330	2,918,330	2,918,330	2,918,330	2,922,945	2,912,235
Fringe Benefits								
722740	Fringe Benefits	0	0	0	0	0	6,290	0
722750	Workers Compensation	6,621	6,873	6,873	6,873	6,873	6,518	6,518
722760	Group Life	12,926	9,081	9,081	9,081	9,081	8,627	8,627
722770	Retirement	1,025,413	1,146,976	1,146,976	1,146,976	1,146,976	1,079,502	1,079,502
722780	Hospitalization	371,561	414,774	414,774	414,774	414,774	393,451	393,451
722790	Social Security	199,990	203,251	203,251	203,251	203,251	200,463	200,463
722800	Dental	29,582	30,345	30,345	30,345	30,345	27,421	27,421
722810	Disability	7,950	7,788	7,788	7,788	7,788	38,124	38,124
722820	Unemployment Insurance	12,972	10,950	10,950	10,950	10,950	10,121	10,121
722850	Optical	1,582	1,815	1,815	1,815	1,815	2,923	2,923
722900	Fringe Benefit Adjustments	0	(5,013)	(5,013)	(5,013)	(5,013)	1,335	1,335
		1,668,598	1,826,840	1,826,840	1,826,840	1,826,840	1,774,775	1,768,485
Personnel		4,637,919	4,745,170	4,745,170	4,745,170	4,745,170	4,697,720	4,680,720
Operating Expenses								
Contractual Services								
730072	Advertising	0	500	500	500	500	500	500
730338	Computer Research Service	8,238	15,000	15,000	15,000	15,000	15,000	15,000
730373	Contracted Services	593	1,600	1,600	1,600	1,600	1,600	1,600
730408	Court Cost	596	2,000	2,000	2,000	2,000	2,000	2,000
730646	Equipment Maintenance	254	200	200	200	200	200	200
730772	Freight and Express	45	400	400	400	400	400	400
731101	Library Continuations	10,525	10,400	10,400	10,400	10,400	10,400	10,400

Department:	101 - County Executive	OAKLAND COUNTY, MICHIGAN							
General Fund / General Purpose		FY2013 AND FY2014 AND FY2015 County Executive Budget Recommendation							

Account Number/Description	FY 2011 Actual	FY 2012		FY 2013 Amended Plan	FY 2014 Amended Plan	FY 2013 County Exec. Recommended	FY 2014 County Exec. Recommended	FY 2015 County Exec. Recommended	
		Adopted Budget	Amended Budget						
731213	Membership Dues	8,502	14,300	14,300	14,300	14,300	14,300	14,300	
731241	Miscellaneous	103	500	500	500	500	500	500	
731339	Periodicals Books Publ Sub	4,092	4,700	4,700	4,700	4,700	4,700	4,700	
731346	Personal Mileage	9,758	12,600	12,600	12,600	12,600	12,600	12,600	
731388	Printing	18,342	48,235	48,235	48,235	48,235	48,235	48,235	
731458	Professional Services	171,471	194,500	194,500	194,500	194,500	194,500	194,500	
731570	Recruitment Expense	25	0	0	0	0	0	0	
731640	Reporter and Steno Services	0	500	500	500	500	500	500	
731822	Special Projects	1,580	10,000	10,000	10,000	10,000	10,000	10,000	
732018	Travel and Conference	9,259	16,000	16,000	16,000	16,000	16,000	16,000	
732020	Travel Employee Taxable Meals	53	0	0	0	0	0	0	
732165	Workshops and Meeting	1,001	1,900	1,900	1,900	1,900	1,900	1,900	
		244,438	333,335	333,335	333,335	333,335	333,335	333,335	
Commodities									
750049	Computer Supplies	2,251	3,000	3,000	3,000	3,000	3,000	3,000	
750154	Expendable Equipment	194	500	500	500	1,500	1,500	1,500	
750168	FA Proprietary Equipment Exp	0	1,700	1,700	1,700	700	700	700	
750392	Metered Postage	8,313	13,963	13,963	13,963	13,963	13,963	13,963	
750399	Office Supplies	23,635	21,846	21,846	21,846	21,846	21,846	21,846	
750448	Postage-Standard Mailing	27	200	200	200	200	200	200	
		34,420	41,209	41,209	41,209	41,209	41,209	41,209	
Operating Expenses		278,857	374,544	374,544	374,544	374,544	374,544	374,544	
Internal Support									
Internal Services									
770631	Bldg Space Cost Allocation	392,758	344,829	344,829	345,093	365,572	380,535	401,914	404,064
770667	Convenience Copier	12,521	13,466	13,466	13,466	13,466	12,002	12,002	12,002
772618	Equipment Rental	1,824	1,824	1,824	1,824	1,824	1,824	1,824	1,824
773630	Info Tech Development	3,576	0	336	0	0	0	0	0
774636	Info Tech Operations	261,817	236,215	236,215	236,445	237,726	236,309	237,155	237,155
774677	Insurance Fund	3,531	3,530	3,530	3,530	3,530	3,533	3,533	3,533
775667	Mail Room	10,244	0	0	0	0	0	0	0
775754	Maintenance Department Charges	6,881	0	6,568	0	0	0	0	0
776659	Motor Pool Fuel Charges	1,044	1,300	1,300	1,300	1,300	1,300	1,300	1,300
776661	Motor Pool	6,062	6,000	6,000	6,000	6,000	7,000	7,000	7,000
776666	Print Shop	8,545	0	0	0	0	0	0	0
778675	Telephone Communications	42,409	44,486	44,486	44,486	44,486	49,462	49,462	49,462
		751,212	651,650	658,553	652,144	673,904	691,965	714,190	716,340
Internal Support		751,212	651,650	658,553	652,144	673,904	691,965	714,190	716,340
Grand Total Expenditures		5,667,989	5,771,364	5,778,267	5,771,858	5,793,618	5,764,229	5,769,454	5,771,604

Department:	County Executive	OAKLAND COUNTY, MICHIGAN						
Organization:	1010101 - County Executive Admin							
Fund:	10100 - General							
		FY2013 AND FY2014 AND FY2015 County Executive Budget Recommendation						

Account Number/Description	FY 2011 Actual	FY 2012		FY 2013 Amended Plan	FY 2014 Amended Plan	FY 2013 County Exec. Recommended	FY 2014 County Exec. Recommended	FY 2015 County Exec. Recommended
		Adopted Budget	Amended Budget					

Grand Total Revenues

Expenditures

Personnel

Salaries

702010	Salaries Regular	841,308	878,297	878,297	878,297	878,297	878,298	878,298	878,298
702140	Other Miscellaneous Salaries	0	0	0	0	0	1,890	0	0
		841,308	878,297	878,297	878,297	878,297	880,188	878,298	878,298

Fringe Benefits

722740	Fringe Benefits	0	0	0	0	0	1,110	0	0
722750	Workers Compensation	1,885	1,969	1,969	1,969	1,969	1,969	1,969	1,969
722760	Group Life	3,406	2,234	2,234	2,234	2,234	2,694	2,694	2,694
722770	Retirement	317,713	372,096	372,096	372,096	372,096	355,540	355,540	355,540
722780	Hospitalization	84,459	101,313	101,313	101,313	101,313	102,567	102,567	102,567
722790	Social Security	49,416	52,463	52,463	52,463	52,463	53,692	53,692	53,692
722800	Dental	5,586	6,138	6,138	6,138	6,138	6,317	6,317	6,317
722810	Disability	1,730	1,913	1,913	1,913	1,913	10,212	10,212	10,212
722820	Unemployment Insurance	3,692	3,336	3,336	3,336	3,336	2,608	2,608	2,608
722850	Optical	281	336	336	336	336	605	605	605
		468,168	541,798	541,798	541,798	541,798	537,314	536,204	536,204

Personnel

Operating Expenses

Contractual Services

730072	Advertising	0	500	500	500	500	500	500	500
730373	Contracted Services	593	1,600	1,600	1,600	1,600	1,600	1,600	1,600
730646	Equipment Maintenance	85	200	200	200	200	200	200	200
730772	Freight and Express	45	400	400	400	400	400	400	400
731101	Library Continuations	2,194	1,900	1,900	1,900	1,900	1,900	1,900	1,900
731213	Membership Dues	2,317	6,800	6,800	6,800	6,800	6,800	6,800	6,800
731339	Periodicals Books Publ Sub	2,673	2,200	2,200	2,200	2,200	2,200	2,200	2,200
731346	Personal Mileage	5,376	5,800	5,800	5,800	5,800	5,800	5,800	5,800
731388	Printing	18,106	47,100	47,100	47,100	47,100	47,100	47,100	47,100
731458	Professional Services	171,050	168,000	168,000	168,000	168,000	168,000	168,000	168,000
731822	Special Projects	1,580	10,000	10,000	10,000	10,000	10,000	10,000	10,000
732018	Travel and Conference	3,294	10,000	10,000	10,000	10,000	10,000	10,000	10,000
732165	Workshops and Meeting	984	1,500	1,500	1,500	1,500	1,500	1,500	1,500
		208,297	256,000	256,000	256,000	256,000	256,000	256,000	256,000

Commodities

750392	Metered Postage	7,946	12,871	12,871	12,871	12,871	12,871	12,871	12,871
750399	Office Supplies	16,003	14,073	14,073	14,073	14,073	14,073	14,073	14,073
		23,949	26,944	26,944	26,944	26,944	26,944	26,944	26,944

Department:	County Executive	OAKLAND COUNTY, MICHIGAN
Organization:	1010101 - County Executive Admin	
Fund:	10100 - General	

FY2013 AND FY2014 AND FY2015 County Executive Budget Recommendation

Account Number/Description	FY 2011 Actual	FY 2012		FY 2013 Amended Plan	FY 2014 Amended Plan	FY 2013 County Exec. Recommended	FY 2014 County Exec. Recommended	FY 2015 County Exec. Recommended
		Adopted Budget	Amended Budget					
Operating Expenses	232,246	282,944	282,944	282,944	282,944	282,944	282,944	282,944
Internal Support								
Internal Services								
770631 Bldg Space Cost Allocation	248,696	199,125	199,125	199,277	211,103	238,658	252,066	253,414
770667 Convenience Copier	9,507	10,375	10,375	10,375	10,375	9,058	9,058	9,058
772618 Equipment Rental	1,824	1,824	1,824	1,824	1,824	1,824	1,824	1,824
773630 Info Tech Development	648	0	153	0	0	0	0	0
774636 Info Tech Operations	138,151	128,628	128,628	128,753	129,428	128,586	129,046	129,046
774677 Insurance Fund	1,044	1,044	1,044	1,044	1,044	1,045	1,045	1,045
775667 Mail Room	9,783	0	0	0	0	0	0	0
775754 Maintenance Department Charges	3,549	0	6,052	0	0	0	0	0
776659 Motor Pool Fuel Charges	1,044	1,300	1,300	1,300	1,300	1,300	1,300	1,300
776661 Motor Pool	6,062	6,000	6,000	6,000	6,000	7,000	7,000	7,000
776666 Print Shop	8,505	0	0	0	0	0	0	0
778675 Telephone Communications	29,056	30,616	30,616	30,616	30,616	32,963	32,963	32,963
	457,868	378,912	385,117	379,189	391,690	420,434	434,302	435,650
Internal Support	457,868	378,912	385,117	379,189	391,690	420,434	434,302	435,650
Grand Total Expenditures	1,999,590	2,081,951	2,088,156	2,082,228	2,094,729	2,120,880	2,131,748	2,133,096

Department:	County Executive	OAKLAND COUNTY, MICHIGAN
Organization:	1010105 - County Executive Exec Support	
Fund:	10100 - General	

FY2013 AND FY2014 AND FY2015 County Executive Budget Recommendation

Account Number/Description	FY 2011 Actual	FY 2012		FY 2013 Amended Plan	FY 2014 Amended Plan	FY 2013 County Exec. Recommended	FY 2014 County Exec. Recommended	FY 2015 County Exec. Recommended
		Adopted Budget	Amended Budget					
Grand Total Revenues								
Expenditures								
Personnel								
Salaries								
702010	Salaries Regular	374,704	426,190	426,190	426,190	430,459	430,459	430,459
702030	Holiday	12,841	0	0	0	0	0	0
702050	Annual Leave	27,313	0	0	0	0	0	0
702080	Sick Leave	7,115	0	0	0	0	0	0
702140	Other Miscellaneous Salaries	0	0	0	0	2,520	0	0
702200	Death Leave	730	0	0	0	0	0	0
702360	Short Term Disability	5,416	0	0	0	0	0	0
		428,119	426,190	426,190	426,190	432,979	430,459	430,459
Fringe Benefits								
722740	Fringe Benefits	0	0	0	0	1,480	0	0
722750	Workers Compensation	946	1,070	1,070	1,070	965	965	965
722760	Group Life	1,828	1,497	1,497	1,497	1,295	1,295	1,295
722770	Retirement	139,222	164,451	164,451	164,451	155,234	155,234	155,234
722780	Hospitalization	93,543	105,828	105,828	105,828	101,967	101,967	101,967
722790	Social Security	29,922	31,918	31,918	31,918	32,245	32,245	32,245
722800	Dental	6,756	7,148	7,148	7,148	6,869	6,869	6,869
722810	Disability	1,343	1,327	1,327	1,327	6,072	6,072	6,072
722820	Unemployment Insurance	1,855	1,621	1,621	1,621	1,591	1,591	1,591
722850	Optical	269	283	283	283	544	544	544
		275,685	315,143	315,143	315,143	308,262	306,782	306,782
		703,804	741,333	741,333	741,333	741,241	737,241	737,241
Personnel								
Operating Expenses								
Contractual Services								
731346	Personal Mileage	48	0	0	0	0	0	0
		48	0	0	0	0	0	0
		48	0	0	0	0	0	0
		703,852	741,333	741,333	741,333	741,241	737,241	737,241

Department:	County Executive	OAKLAND COUNTY, MICHIGAN						
Organization:	10102 - Auditing	FY2013 AND FY2014 AND FY2015 County Executive Budget Recommendation						
Fund:	10100 - General							

Account Number/Description	FY 2011 Actual	FY 2012		FY 2013 Amended Plan	FY 2014 Amended Plan	FY 2013 County Exec. Recommended	FY 2014 County Exec. Recommended	FY 2015 County Exec. Recommended
		Adopted Budget	Amended Budget					

Grand Total Revenues

Expenditures

Personnel									
Salaries									
702010	Salaries Regular	315,982	291,997	291,997	291,997	291,997	301,419	301,419	301,419
702030	Holiday	13,547	0	0	0	0	0	0	0
702050	Annual Leave	29,714	0	0	0	0	0	0	0
702080	Sick Leave	11,376	0	0	0	0	0	0	0
702140	Other Miscellaneous Salaries	0	0	0	0	0	1,260	0	0
702200	Death Leave	2,708	0	0	0	0	0	0	0
702360	Short Term Disability	3,691	0	0	0	0	0	0	0
712020	Overtime	1,319	3,000	3,000	3,000	3,000	3,000	3,000	3,000
		378,337	294,997	294,997	294,997	294,997	305,679	304,419	304,419
Fringe Benefits									
722740	Fringe Benefits	0	0	0	0	0	740	0	0
722750	Workers Compensation	839	717	717	717	717	675	675	675
722760	Group Life	1,748	1,039	1,039	1,039	1,039	853	853	853
722770	Retirement	134,605	116,598	116,598	116,598	116,598	110,382	110,382	110,382
722780	Hospitalization	63,280	52,941	52,941	52,941	52,941	38,495	38,495	38,495
722790	Social Security	28,668	22,813	22,813	22,813	22,813	21,612	21,612	21,612
722800	Dental	4,687	3,644	3,644	3,644	3,644	3,025	3,025	3,025
722810	Disability	1,120	909	909	909	909	4,027	4,027	4,027
722820	Unemployment Insurance	1,645	1,145	1,145	1,145	1,145	1,115	1,115	1,115
722850	Optical	125	113	113	113	113	273	273	273
722900	Fringe Benefit Adjustments	0	(5,013)	(5,013)	(5,013)	(5,013)	1,335	1,335	1,335
		236,718	194,906	194,906	194,906	194,906	182,532	181,792	181,792
		615,055	489,903	489,903	489,903	489,903	488,211	486,211	486,211
Personnel									
Operating Expenses									
Contractual Services									
731213	Membership Dues	1,560	1,700	1,700	1,700	1,700	1,700	1,700	1,700
731339	Periodicals Books Publ Sub	134	0	0	0	0	0	0	0
731346	Personal Mileage	1,073	1,000	1,000	1,000	1,000	1,000	1,000	1,000
731388	Printing	0	276	276	276	276	276	276	276
731458	Professional Services	421	25,000	25,000	25,000	25,000	25,000	25,000	25,000
732018	Travel and Conference	1,202	1,500	1,500	1,500	1,500	1,500	1,500	1,500
		4,389	29,476	29,476	29,476	29,476	29,476	29,476	29,476
Commodities									
750168	FA Proprietary Equipment Exp	0	700	700	700	700	700	700	700
750392	Metered Postage	43	91	91	91	91	91	91	91
750399	Office Supplies	3,494	2,200	2,200	2,200	2,200	2,200	2,200	2,200
		3,537	2,991	2,991	2,991	2,991	2,991	2,991	2,991

Department:	County Executive	OAKLAND COUNTY, MICHIGAN
Organization:	10102 - Auditing	
Fund:	10100 - General	
		FY2013 AND FY2014 AND FY2015 County Executive Budget Recommendation

Account Number/Description	FY 2011 Actual	FY 2012		FY 2013 Amended Plan	FY 2014 Amended Plan	FY 2013 County Exec. Recommended	FY 2014 County Exec. Recommended	FY 2015 County Exec. Recommended
		Adopted Budget	Amended Budget					
Operating Expenses	7,926	32,467	32,467	32,467	32,467	32,467	32,467	32,467
Internal Support								
Internal Services								
770631 Bldg Space Cost Allocation	42,382	39,982	39,982	40,013	42,387	35,713	37,719	37,921
770667 Convenience Copier	1,380	1,452	1,452	1,452	1,452	1,416	1,416	1,416
774636 Info Tech Operations	34,895	25,130	25,130	25,155	25,328	25,904	25,997	25,997
774677 Insurance Fund	400	400	400	400	400	401	401	401
775667 Mail Room	12	0	0	0	0	0	0	0
778675 Telephone Communications	3,806	4,042	4,042	4,042	4,042	3,511	3,511	3,511
	82,875	71,006	71,006	71,062	73,609	66,945	69,044	69,246
Internal Support	82,875	71,006	71,006	71,062	73,609	66,945	69,044	69,246
Grand Total Expenditures	705,856	593,376	593,376	593,432	595,979	587,623	587,722	587,924

Department:	County Executive	OAKLAND COUNTY, MICHIGAN
Organization:	10105 - Corporation Counsel	
Fund:	10100 - General	

FY2013 AND FY2014 AND FY2015 County Executive Budget Recommendation

Account Number/Description	FY 2011 Actual	FY 2012		FY 2013 Amended Plan	FY 2014 Amended Plan	FY 2013 County Exec. Recommended	FY 2014 County Exec. Recommended	FY 2015 County Exec. Recommended
		Adopted Budget	Amended Budget					
Revenues								
Revenue								
Charges for Services								
	0	0	0	0	0	0	0	0
Revenue	0	0	0	0	0	0	0	0
Grand Total Revenues	0	0	0	0	0	0	0	0

Expenditures

Personnel									
Salaries									
702010	Salaries Regular	1,177,330	1,318,846	1,318,846	1,318,846	1,318,846	1,299,059	1,299,059	1,299,059
702030	Holiday	40,679	0	0	0	0	0	0	0
702050	Annual Leave	67,300	0	0	0	0	0	0	0
702080	Sick Leave	30,851	0	0	0	0	0	0	0
702140	Other Miscellaneous Salaries	0	0	0	0	0	5,040	0	0
702200	Death Leave	1,415	0	0	0	0	0	0	0
702360	Short Term Disability	3,981	0	0	0	0	0	0	0
		1,321,557	1,318,846	1,318,846	1,318,846	1,318,846	1,304,099	1,299,059	1,299,059
Fringe Benefits									
722740	Fringe Benefits	0	0	0	0	0	2,960	0	0
722750	Workers Compensation	2,951	3,117	3,117	3,117	3,117	2,909	2,909	2,909
722760	Group Life	5,943	4,311	4,311	4,311	4,311	3,785	3,785	3,785
722770	Retirement	433,874	493,831	493,831	493,831	493,831	458,346	458,346	458,346
722780	Hospitalization	130,279	154,692	154,692	154,692	154,692	150,422	150,422	150,422
722790	Social Security	91,985	96,057	96,057	96,057	96,057	92,914	92,914	92,914
722800	Dental	12,553	13,415	13,415	13,415	13,415	11,210	11,210	11,210
722810	Disability	3,756	3,639	3,639	3,639	3,639	17,813	17,813	17,813
722820	Unemployment Insurance	5,780	4,848	4,848	4,848	4,848	4,807	4,807	4,807
722850	Optical	907	1,083	1,083	1,083	1,083	1,501	1,501	1,501
		688,027	774,993	774,993	774,993	774,993	746,667	743,707	743,707
Personnel		2,009,584	2,093,839	2,093,839	2,093,839	2,093,839	2,050,766	2,042,766	2,042,766
Operating Expenses									
Contractual Services									
730338	Computer Research Service	8,238	15,000	15,000	15,000	15,000	15,000	15,000	15,000
730408	Court Cost	596	2,000	2,000	2,000	2,000	2,000	2,000	2,000
730646	Equipment Maintenance	169	0	0	0	0	0	0	0
731101	Library Continuations	8,331	8,500	8,500	8,500	8,500	8,500	8,500	8,500
731213	Membership Dues	4,625	5,800	5,800	5,800	5,800	5,800	5,800	5,800
731241	Miscellaneous	103	500	500	500	500	500	500	500
731339	Periodicals Books Publ Sub	1,285	2,500	2,500	2,500	2,500	2,500	2,500	2,500
731346	Personal Mileage	3,262	5,800	5,800	5,800	5,800	5,800	5,800	5,800

Department:	County Executive	OAKLAND COUNTY, MICHIGAN
Organization:	10105 - Corporation Counsel	
Fund:	10100 - General	
		FY2013 AND FY2014 AND FY2015 County Executive Budget Recommendation

Account Number/Description	FY 2011 Actual	FY 2012		FY 2013 Amended Plan	FY 2014 Amended Plan	FY 2013 County Exec. Recommended	FY 2014 County Exec. Recommended	FY 2015 County Exec. Recommended	
		Adopted Budget	Amended Budget						
731388 Printing	235	859	859	859	859	859	859	859	
731458 Professional Services	0	1,500	1,500	1,500	1,500	1,500	1,500	1,500	
731570 Recruitment Expense	25	0	0	0	0	0	0	0	
731640 Reporter and Steno Services	0	500	500	500	500	500	500	500	
732018 Travel and Conference	4,764	4,500	4,500	4,500	4,500	4,500	4,500	4,500	
732020 Travel Employee Taxable Meals	53	0	0	0	0	0	0	0	
732165 Workshops and Meeting	17	400	400	400	400	400	400	400	
	31,704	47,859	47,859	47,859	47,859	47,859	47,859	47,859	
Commodities									
750049 Computer Supplies	2,251	3,000	3,000	3,000	3,000	3,000	3,000	3,000	
750154 Expendable Equipment	194	500	500	500	500	1,500	1,500	1,500	
750168 FA Proprietary Equipment Exp	0	1,000	1,000	1,000	1,000	0	0	0	
750392 Metered Postage	324	1,001	1,001	1,001	1,001	1,001	1,001	1,001	
750399 Office Supplies	4,138	5,573	5,573	5,573	5,573	5,573	5,573	5,573	
750448 Postage-Standard Mailing	27	200	200	200	200	200	200	200	
	6,933	11,274	11,274	11,274	11,274	11,274	11,274	11,274	
Operating Expenses	38,638	59,133	59,133	59,133	59,133	59,133	59,133	59,133	
Internal Support									
Internal Services									
770631 Bldg Space Cost Allocation	101,680	105,722	105,722	105,803	112,082	106,164	112,129	112,729	
770667 Convenience Copier	1,634	1,639	1,639	1,639	1,639	1,528	1,528	1,528	
773630 Info Tech Development	2,928	0	183	0	0	0	0	0	
774636 Info Tech Operations	88,772	82,457	82,457	82,537	82,970	81,819	82,112	82,112	
774677 Insurance Fund	2,086	2,086	2,086	2,086	2,086	2,087	2,087	2,087	
775667 Mail Room	448	0	0	0	0	0	0	0	
775754 Maintenance Department Charges	3,332	0	515	0	0	0	0	0	
776666 Print Shop	40	0	0	0	0	0	0	0	
778675 Telephone Communications	9,548	9,828	9,828	9,828	9,828	12,988	12,988	12,988	
	210,469	201,732	202,430	201,893	208,605	204,586	210,844	211,444	
Internal Support	210,469	201,732	202,430	201,893	208,605	204,586	210,844	211,444	
Grand Total Expenditures	2,258,691	2,354,704	2,355,402	2,354,865	2,361,577	2,314,485	2,312,743	2,313,343	

Department:	102 - Management and Budget	OAKLAND COUNTY, MICHIGAN						
General Fund / General Purpose		FY2013 AND FY2014 AND FY2015 County Executive Budget Recommendation						

Account Number/Description	FY 2011 Actual	FY 2012		FY 2013 Amended Plan	FY 2014 Amended Plan	FY 2013 County Exec. Recommended	FY 2014 County Exec. Recommended	FY 2015 County Exec. Recommended
		Adopted Budget	Amended Budget					
Revenues								
Revenue								
Charges for Services								
630399	Court Ordered Board and Care	272,620	300,000	300,000	300,000	300,000	300,000	300,000
630994	Interest and Penalty	4	0	0	0	0	0	0
631064	Late Penalty	108,515	50,000	50,000	50,000	84,400	84,400	84,400
631743	Refunds Miscellaneous	230,246	170,000	170,000	170,000	230,000	230,000	230,000
631799	Reimb Contracts	12,645	11,000	11,000	11,000	11,000	11,000	11,000
631813	Reimb Equalization Services	3,297,770	3,193,904	3,201,164	3,193,904	3,185,602	3,185,602	3,185,602
631820	Reimb Filing Fees	3,669	3,600	3,600	3,600	3,600	3,600	3,600
631862	Reimb Postage	1,277	1,000	1,000	1,000	1,000	1,000	1,000
631869	Reimb Salaries	1,800	0	0	0	0	0	0
632233	Tax Intercept Fee	109,114	50,000	50,000	50,000	100,000	100,000	100,000
		4,037,662	3,779,504	3,786,764	3,779,504	3,779,504	3,915,602	3,915,602
Other Revenues								
670114	Cash Overages	11	0	0	0	0	0	0
670570	Refund Prior Years Expenditure	2,507	0	0	0	0	0	0
		2,518	0	0	0	0	0	0
Revenue		4,040,180	3,779,504	3,786,764	3,779,504	3,779,504	3,915,602	3,915,602
Grand Total Revenues		4,040,180	3,779,504	3,786,764	3,779,504	3,779,504	3,915,602	3,915,602

Expenditures

Personnel								
Salaries								
702010	Salaries Regular	8,368,562	10,184,458	10,184,458	10,184,458	10,066,708	10,096,731	10,096,731
702030	Holiday	349,439	0	0	0	0	0	0
702050	Annual Leave	675,794	0	0	0	0	0	0
702080	Sick Leave	181,487	0	0	0	0	0	0
702100	Retroactive	144	0	0	0	0	0	0
702120	Jury Duty	970	0	0	0	0	0	0
702140	Other Miscellaneous Salaries	0	0	0	0	0	56,385	0
702190	Workers Compensation Pay	884	0	0	0	0	0	0
702200	Death Leave	13,647	0	0	0	0	0	0
702240	Salary Adjustments	244	0	0	0	0	(25,203)	(25,203)
702360	Short Term Disability	129,488	0	0	0	0	0	0
712020	Overtime	25,184	128,066	128,066	128,066	128,066	128,066	128,066
		9,745,844	10,312,524	10,312,524	10,312,524	10,194,774	10,255,979	10,199,594
Fringe Benefits								
722740	Fringe Benefits	0	0	0	0	0	33,115	0
722750	Workers Compensation	22,804	25,555	25,555	25,555	25,555	24,292	24,292
722760	Group Life	41,582	37,006	37,006	37,006	37,006	30,362	30,362
722770	Retirement	3,088,279	3,866,312	3,866,312	3,866,312	3,792,482	3,524,867	3,524,867

Department:	102 - Management and Budget	OAKLAND COUNTY, MICHIGAN							
General Fund / General Purpose		FY2013 AND FY2014 AND FY2015 County Executive Budget Recommendation							

Account Number/Description	FY 2011 Actual	FY 2012		FY 2013 Amended Plan	FY 2014 Amended Plan	FY 2013 County Exec. Recommended	FY 2014 County Exec. Recommended	FY 2015 County Exec. Recommended
		Adopted Budget	Amended Budget					
722780 Hospitalization	1,996,625	2,512,156	2,512,156	2,512,156	2,512,156	2,427,180	2,427,180	2,427,180
722790 Social Security	688,784	764,095	764,095	764,095	764,095	755,965	755,965	755,965
722800 Dental	159,258	175,635	175,635	175,635	175,635	169,223	169,223	169,223
722810 Disability	29,519	31,328	31,328	31,328	31,328	142,710	142,710	142,710
722820 Unemployment Insurance	42,193	38,838	38,838	38,838	38,838	37,365	37,365	37,365
722850 Optical	8,748	10,735	10,735	10,735	10,735	16,960	16,960	16,960
722900 Fringe Benefit Adjustments	14	61,984	61,984	61,984	61,984	44,916	44,916	44,916
	6,077,807	7,523,644	7,523,644	7,523,644	7,449,814	7,206,955	7,173,840	7,173,840
Personnel	15,823,651	17,836,168	17,836,168	17,836,168	17,644,588	17,462,934	17,373,434	17,373,434
Operating Expenses								
Contractual Services								
730044 Adj Prior Years Revenue	1,800	0	0	0	0	0	0	0
730072 Advertising	0	1,000	1,000	1,000	1,000	1,000	1,000	1,000
730240 Cash Shortage	1	0	0	0	0	0	0	0
730247 Charge Card Fee	9,230	2,783	2,783	2,783	2,783	2,783	2,783	2,783
730324 Communications	0	400	400	400	400	400	400	400
730646 Equipment Maintenance	326	900	900	900	900	900	900	900
730730 Filing Fees	15,894	19,700	19,700	19,700	19,700	19,700	19,700	19,700
730772 Freight and Express	0	300	300	300	300	300	300	300
731101 Library Continuations	373	184	184	184	184	184	184	184
731143 Mail Handling-Postage Svc	0	1,000	1,000	1,000	1,000	1,000	1,000	1,000
731213 Membership Dues	22,939	24,000	24,000	24,000	24,000	24,000	24,000	24,000
731339 Periodicals Books Publ Sub	3,668	0	0	0	0	0	0	0
731346 Personal Mileage	55,242	112,813	112,813	112,813	112,813	112,813	112,813	112,813
731388 Printing	74,247	127,647	127,647	127,647	127,647	127,647	127,647	127,647
731458 Professional Services	97,042	189,500	189,500	189,500	189,500	189,500	189,500	189,500
731528 Publishing Legal Notices	3,375	2,300	2,300	2,300	2,300	2,300	2,300	2,300
731577 Refund Prior Years Revenue	2,115	0	0	0	0	0	0	0
731941 Training	757	0	0	0	0	0	0	0
731948 Training Related	3,633	14,600	14,600	14,600	14,600	14,600	14,600	14,600
732018 Travel and Conference	3,626	18,680	18,680	18,680	18,680	18,680	18,680	18,680
732020 Travel Employee Taxable Meals	72	0	0	0	0	0	0	0
	294,340	515,807	515,807	515,807	515,807	515,807	515,807	515,807
Commodities								
750049 Computer Supplies	4,963	0	0	0	0	0	0	0
750063 Custodial Supplies	144	0	0	0	0	0	0	0
750154 Expendable Equipment	2,021	12,472	12,472	12,472	12,472	12,472	12,472	12,472
750392 Metered Postage	62,455	243,110	243,110	243,110	243,110	243,110	243,110	243,110
750399 Office Supplies	68,000	71,956	71,956	71,956	71,956	71,956	71,956	71,956
750448 Postage-Standard Mailing	180	200	200	200	200	200	200	200
	137,764	327,738	327,738	327,738	327,738	327,738	327,738	327,738
Operating Expenses	432,104	843,545	843,545	843,545	843,545	843,545	843,545	843,545
Internal Support								
Internal Services								

Department:	102 - Management and Budget	OAKLAND COUNTY, MICHIGAN		
General Fund / General Purpose		FY2013 AND FY2014 AND FY2015 County Executive Budget Recommendation		

Account Number/Description	FY 2011 Actual	FY 2012		FY 2013 Amended Plan	FY 2014 Amended Plan	FY 2013 County Exec. Recommended	FY 2014 County Exec. Recommended	FY 2015 County Exec. Recommended
		Adopted Budget	Amended Budget					
770631 Bldg Space Cost Allocation	729,508	637,561	637,561	638,048	675,914	705,860	745,515	749,502
770667 Convenience Copier	24,488	25,295	25,295	25,295	25,295	20,311	20,311	20,311
772618 Equipment Rental	8,520	7,680	7,680	7,680	7,680	7,680	7,680	7,680
773535 Info Tech CLEMIS	13,150	13,807	13,807	14,497	15,222	13,914	14,609	15,340
773630 Info Tech Development	720,704	0	280,546	0	0	0	0	0
774636 Info Tech Operations	1,595,116	1,599,641	1,599,641	1,591,233	1,595,266	1,419,638	1,424,717	1,424,717
774677 Insurance Fund	7,684	7,680	7,680	7,680	7,680	7,690	7,690	7,690
775667 Mail Room	163,402	0	0	0	0	0	0	0
775754 Maintenance Department Charges	2,233	0	655	0	0	0	0	0
776661 Motor Pool	248	500	500	500	500	500	500	500
776666 Print Shop	7,634	0	0	0	0	0	0	0
778675 Telephone Communications	116,979	124,486	124,486	124,486	124,486	123,427	123,427	123,427
	3,389,667	2,416,650	2,697,851	2,409,419	2,452,043	2,299,020	2,344,449	2,349,167
Internal Support	3,389,667	2,416,650	2,697,851	2,409,419	2,452,043	2,299,020	2,344,449	2,349,167
Grand Total Expenditures	19,645,422	21,096,363	21,377,564	21,089,132	20,940,176	20,605,499	20,561,428	20,566,146

Department:	Management and Budget	OAKLAND COUNTY, MICHIGAN
Organization:	10201 - Management and Budget Admin	
Fund:	10100 - General	
		FY2013 AND FY2014 AND FY2015 County Executive Budget Recommendation

Account Number/Description	FY 2011 Actual	FY 2012		FY 2013 Amended Plan	FY 2014 Amended Plan	FY 2013 County Exec. Recommended	FY 2014 County Exec. Recommended	FY 2015 County Exec. Recommended
		Adopted Budget	Amended Budget					

Grand Total Revenues

Expenditures

Personnel

Salaries

702010	Salaries Regular	135,732	135,212	135,212	135,212	135,212	135,212	135,212
702140	Other Miscellaneous Salaries	0	0	0	0	315	0	0
		<u>135,732</u>	<u>135,212</u>	<u>135,212</u>	<u>135,212</u>	<u>135,527</u>	<u>135,212</u>	<u>135,212</u>

Fringe Benefits

722740	Fringe Benefits	0	0	0	0	185	0	0
722750	Workers Compensation	304	303	303	303	303	303	303
722760	Group Life	644	448	448	448	414	414	414
722770	Retirement	51,656	54,638	54,638	54,638	55,166	55,166	55,166
722780	Hospitalization	17,834	20,163	20,163	20,163	19,652	19,652	19,652
722790	Social Security	8,522	8,582	8,582	8,582	8,787	8,787	8,787
722800	Dental	1,313	1,373	1,373	1,373	1,377	1,377	1,377
722810	Disability	379	344	344	344	1,958	1,958	1,958
722820	Unemployment Insurance	595	514	514	514	500	500	500
722850	Optical	93	99	99	99	137	137	137
		<u>81,341</u>	<u>86,464</u>	<u>86,464</u>	<u>86,464</u>	<u>88,479</u>	<u>88,294</u>	<u>88,294</u>
		217,073	221,676	221,676	221,676	224,006	223,506	223,506

Personnel

Operating Expenses

Contractual Services

731213	Membership Dues	735	1,000	1,000	1,000	1,000	1,000	1,000
731346	Personal Mileage	562	692	692	692	692	692	692
731388	Printing	94	425	425	425	425	425	425
731941	Training	757	0	0	0	0	0	0
731948	Training Related	338	0	0	0	0	0	0
732018	Travel and Conference	1,318	1,800	1,800	1,800	1,800	1,800	1,800
		<u>3,804</u>	<u>3,917</u>	<u>3,917</u>	<u>3,917</u>	<u>3,917</u>	<u>3,917</u>	<u>3,917</u>

Commodities

750399	Office Supplies	0	100	100	100	100	100	100
		<u>0</u>	<u>100</u>	<u>100</u>	<u>100</u>	<u>100</u>	<u>100</u>	<u>100</u>
		3,804	4,017	4,017	4,017	4,017	4,017	4,017

Operating Expenses

Internal Support

Internal Services

770631	Bldg Space Cost Allocation	13,558	10,856	10,856	10,864	11,509	13,011	13,742	13,815
774677	Insurance Fund	153	152	152	152	152	153	153	153
		<u>13,711</u>	<u>11,008</u>	<u>11,008</u>	<u>11,016</u>	<u>11,661</u>	<u>13,164</u>	<u>13,895</u>	<u>13,968</u>
		13,711	11,008	11,008	11,016	11,661	13,164	13,895	13,968
		234,587	236,701	236,701	236,709	237,354	241,187	241,418	241,491

Internal Support

Grand Total Expenditures

Department:	Management and Budget	OAKLAND COUNTY, MICHIGAN						
Organization:	10204 - Purchasing Administration							
Fund:	10100 - General							
		FY2013 AND FY2014 AND FY2015 County Executive Budget Recommendation						

Account Number/Description	FY 2011 Actual	FY 2012		FY 2013 Amended Plan	FY 2014 Amended Plan	FY 2013 County Exec. Recommended	FY 2014 County Exec. Recommended	FY 2015 County Exec. Recommended
		Adopted Budget	Amended Budget					

Revenues

Revenue								
<u>Charges for Services</u>								
631743	Refunds Miscellaneous	230,246	170,000	170,000	170,000	170,000	230,000	230,000
		230,246	170,000	170,000	170,000	170,000	230,000	230,000
Revenue		230,246	170,000	170,000	170,000	170,000	230,000	230,000
Grand Total Revenues		230,246	170,000	170,000	170,000	170,000	230,000	230,000

Expenditures

Personnel								
<u>Salaries</u>								
702010	Salaries Regular	514,897	673,207	673,207	673,207	673,207	683,863	683,863
702030	Holiday	22,119	0	0	0	0	0	0
702050	Annual Leave	41,939	0	0	0	0	0	0
702080	Sick Leave	10,841	0	0	0	0	0	0
702100	Retroactive	144	0	0	0	0	0	0
702140	Other Miscellaneous Salaries	0	0	0	0	0	3,780	0
702200	Death Leave	442	0	0	0	0	0	0
702360	Short Term Disability	17,466	0	0	0	0	0	0
712020	Overtime	0	3,800	3,800	3,800	3,800	3,800	3,800
		607,848	677,007	677,007	677,007	677,007	691,443	687,663
<u>Fringe Benefits</u>								
722740	Fringe Benefits	0	0	0	0	0	2,220	0
722750	Workers Compensation	1,706	2,058	2,058	2,058	2,058	2,030	2,030
722760	Group Life	2,402	2,407	2,407	2,407	2,407	1,957	1,957
722770	Retirement	180,963	247,751	247,751	247,751	247,751	238,607	238,607
722780	Hospitalization	94,180	153,466	153,466	153,466	153,466	138,588	138,588
722790	Social Security	42,816	48,044	48,044	48,044	48,044	49,204	49,204
722800	Dental	8,730	10,776	10,776	10,776	10,776	10,960	10,960
722810	Disability	1,750	1,979	1,979	1,979	1,979	9,178	9,178
722820	Unemployment Insurance	2,590	2,559	2,559	2,559	2,559	2,530	2,530
722850	Optical	502	812	812	812	812	1,195	1,195
722900	Fringe Benefit Adjustments	0	1,839	1,839	1,839	1,839	1,691	1,691
		335,641	471,691	471,691	471,691	471,691	458,160	455,940
Personnel		943,489	1,148,698	1,148,698	1,148,698	1,148,698	1,149,603	1,143,603
<u>Operating Expenses</u>								
<u>Contractual Services</u>								
730772	Freight and Express	0	300	300	300	300	300	300
731213	Membership Dues	2,350	2,641	2,641	2,641	2,641	2,641	2,641
731346	Personal Mileage	914	1,088	1,088	1,088	1,088	1,088	1,088
731388	Printing	234	1,225	1,225	1,225	1,225	1,225	1,225

Department:	Management and Budget	OAKLAND COUNTY, MICHIGAN
Organization:	10204 - Purchasing Administration	
Fund:	10100 - General	
		FY2013 AND FY2014 AND FY2015 County Executive Budget Recommendation

Account Number/Description	FY 2011 Actual	FY 2012		FY 2013 Amended Plan	FY 2014 Amended Plan	FY 2013 County Exec. Recommended	FY 2014 County Exec. Recommended	FY 2015 County Exec. Recommended
		Adopted Budget	Amended Budget					
732018 Travel and Conference	100	4,680	4,680	4,680	4,680	4,680	4,680	4,680
	3,597	9,934	9,934	9,934	9,934	9,934	9,934	9,934
Commodities								
750154 Expendable Equipment	1,769	2,572	2,572	2,572	2,572	2,572	2,572	2,572
750392 Metered Postage	199	1,279	1,279	1,279	1,279	1,279	1,279	1,279
750399 Office Supplies	2,519	3,000	3,000	3,000	3,000	3,000	3,000	3,000
	4,487	6,851	6,851	6,851	6,851	6,851	6,851	6,851
Operating Expenses	8,084	16,785	16,785	16,785	16,785	16,785	16,785	16,785
Internal Support								
Internal Services								
770631 Bldg Space Cost Allocation	97,650	78,186	78,186	78,246	82,889	93,709	98,973	99,503
770667 Convenience Copier	3,728	4,200	4,200	4,200	4,200	3,116	3,116	3,116
772618 Equipment Rental	2,520	1,680	1,680	1,680	1,680	1,680	1,680	1,680
773630 Info Tech Development	14,806	0	0	0	0	0	0	0
774636 Info Tech Operations	44,913	43,902	43,902	43,945	44,175	46,209	46,374	46,374
774677 Insurance Fund	340	340	340	340	340	341	341	341
775667 Mail Room	144	0	0	0	0	0	0	0
775754 Maintenance Department Charges	340	0	60	0	0	0	0	0
778675 Telephone Communications	9,094	9,756	9,756	9,756	9,756	9,848	9,848	9,848
	173,536	138,064	138,124	138,167	143,040	154,903	160,332	160,862
Internal Support	173,536	138,064	138,124	138,167	143,040	154,903	160,332	160,862
Grand Total Expenditures	1,125,109	1,303,547	1,303,607	1,303,650	1,308,523	1,321,291	1,320,720	1,321,250

Department:	Management and Budget	OAKLAND COUNTY, MICHIGAN						
Organization:	10205 - Equalization Administration	FY2013 AND FY2014 AND FY2015 County Executive Budget Recommendation						
Fund:	10100 - General							

Account Number/Description	FY 2011 Actual	FY 2012		FY 2013 Amended Plan	FY 2014 Amended Plan	FY 2013 County Exec. Recommended	FY 2014 County Exec. Recommended	FY 2015 County Exec. Recommended
		Adopted Budget	Amended Budget					

Revenues

Revenue								
Charges for Services								
631813	Reimb Equalization Services	3,297,770	3,193,904	3,201,164	3,193,904	3,193,904	3,185,602	3,185,602
		3,297,770	3,193,904	3,201,164	3,193,904	3,193,904	3,185,602	3,185,602
		3,297,770	3,193,904	3,201,164	3,193,904	3,193,904	3,185,602	3,185,602
Revenue		3,297,770	3,193,904	3,201,164	3,193,904	3,193,904	3,185,602	3,185,602
Grand Total Revenues		3,297,770	3,193,904	3,201,164	3,193,904	3,193,904	3,185,602	3,185,602

Expenditures

Personnel								
Salaries								
702010	Salaries Regular	3,900,749	4,768,934	4,768,934	4,768,934	4,710,059	4,763,742	4,763,742
702030	Holiday	166,161	0	0	0	0	0	0
702050	Annual Leave	317,032	0	0	0	0	0	0
702080	Sick Leave	83,920	0	0	0	0	0	0
702120	Jury Duty	737	0	0	0	0	0	0
702140	Other Miscellaneous Salaries	0	0	0	0	0	27,090	0
702190	Workers Compensation Pay	790	0	0	0	0	0	0
702200	Death Leave	8,852	0	0	0	0	0	0
702360	Short Term Disability	57,393	0	0	0	0	0	0
712020	Overtime	19,683	32,000	32,000	32,000	32,000	32,000	32,000
		4,555,316	4,800,934	4,800,934	4,800,934	4,742,059	4,822,832	4,795,742
Fringe Benefits								
722740	Fringe Benefits	0	0	0	0	0	15,910	0
722750	Workers Compensation	10,955	11,969	11,969	11,969	11,969	11,842	11,842
722760	Group Life	19,802	17,827	17,827	17,827	17,827	14,536	14,536
722770	Retirement	1,516,916	1,881,036	1,881,036	1,881,036	1,844,121	1,699,122	1,699,122
722780	Hospitalization	987,760	1,182,517	1,182,517	1,182,517	1,182,517	1,149,136	1,149,136
722790	Social Security	328,816	362,275	362,275	362,275	362,275	361,876	361,876
722800	Dental	78,328	83,210	83,210	83,210	83,210	80,263	80,263
722810	Disability	14,074	14,994	14,994	14,994	14,994	68,378	68,378
722820	Unemployment Insurance	19,737	18,130	18,130	18,130	18,130	17,629	17,629
722850	Optical	4,658	5,443	5,443	5,443	5,443	8,259	8,259
722900	Fringe Benefit Adjustments	0	15,488	15,488	15,488	15,488	14,240	14,240
		2,981,047	3,592,889	3,592,889	3,592,889	3,555,974	3,441,191	3,425,281
Personnel		7,536,363	8,393,823	8,393,823	8,393,823	8,298,033	8,264,023	8,221,023
Operating Expenses								
Contractual Services								
730072	Advertising	0	1,000	1,000	1,000	1,000	1,000	1,000
730324	Communications	0	400	400	400	400	400	400
730646	Equipment Maintenance	0	800	800	800	800	800	800

Department:	Management and Budget	OAKLAND COUNTY, MICHIGAN
Organization:	10205 - Equalization Administration	
Fund:	10100 - General	

FY2013 AND FY2014 AND FY2015 County Executive Budget Recommendation

Account Number/Description	FY 2011 Actual	FY 2012		FY 2013 Amended Plan	FY 2014 Amended Plan	FY 2013 County Exec. Recommended	FY 2014 County Exec. Recommended	FY 2015 County Exec. Recommended
		Adopted Budget	Amended Budget					
731101 Library Continuations	0	31	31	31	31	31	31	31
731213 Membership Dues	15,596	15,859	15,859	15,859	15,859	15,859	15,859	15,859
731339 Periodicals Books Publ Sub	2,872	0	0	0	0	0	0	0
731346 Personal Mileage	53,131	108,249	108,249	108,249	108,249	108,249	108,249	108,249
731388 Printing	49,637	83,839	83,839	83,839	83,839	83,839	83,839	83,839
731458 Professional Services	1,304	50,000	50,000	50,000	50,000	50,000	50,000	50,000
732018 Travel and Conference	2,208	12,200	12,200	12,200	12,200	12,200	12,200	12,200
	124,747	272,378	272,378	272,378	272,378	272,378	272,378	272,378
Commodities								
750063 Custodial Supplies	144	0	0	0	0	0	0	0
750154 Expendable Equipment	0	2,900	2,900	2,900	2,900	2,900	2,900	2,900
750392 Metered Postage	8,017	109,974	109,974	109,974	109,974	109,974	109,974	109,974
750399 Office Supplies	45,782	45,952	45,952	45,952	45,952	45,952	45,952	45,952
750448 Postage-Standard Mailing	0	200	200	200	200	200	200	200
	53,943	159,026	159,026	159,026	159,026	159,026	159,026	159,026
Operating Expenses	178,690	431,404	431,404	431,404	431,404	431,404	431,404	431,404
Internal Support								
Internal Services								
770631 Bldg Space Cost Allocation	186,386	177,646	177,646	177,782	188,333	175,615	185,481	186,473
770667 Convenience Copier	13,583	14,179	14,179	14,179	14,179	9,441	9,441	9,441
773630 Info Tech Development	408,930	0	163,608	0	0	0	0	0
774636 Info Tech Operations	649,102	731,001	731,001	721,732	723,248	630,913	633,170	633,170
774677 Insurance Fund	3,567	3,566	3,566	3,566	3,566	3,569	3,569	3,569
775667 Mail Room	101,448	0	0	0	0	0	0	0
775754 Maintenance Department Charges	1,026	0	113	0	0	0	0	0
776661 Motor Pool	248	500	500	500	500	500	500	500
776666 Print Shop	2,441	0	0	0	0	0	0	0
778675 Telephone Communications	68,660	73,309	73,309	73,309	73,309	71,941	71,941	71,941
	1,435,390	1,000,201	1,163,922	991,068	1,003,135	891,979	904,102	905,094
Internal Support	1,435,390	1,000,201	1,163,922	991,068	1,003,135	891,979	904,102	905,094
Grand Total Expenditures	9,150,444	9,825,428	9,989,149	9,816,295	9,732,572	9,587,406	9,556,529	9,557,521

Department:	Management and Budget	OAKLAND COUNTY, MICHIGAN
Organization:	10206 - Fiscal Services	
Fund:	10100 - General	
		FY2013 AND FY2014 AND FY2015 County Executive Budget Recommendation

Account Number/Description	FY 2011 Actual	FY 2012		FY 2013 Amended Plan	FY 2014 Amended Plan	FY 2013 County Exec. Recommended	FY 2014 County Exec. Recommended	FY 2015 County Exec. Recommended
		Adopted Budget	Amended Budget					

Revenues

<u>Revenue</u>									
<u>Charges for Services</u>									
630399	Court Ordered Board and Care	272,620	300,000	300,000	300,000	300,000	300,000	300,000	300,000
630994	Interest and Penalty	4	0	0	0	0	0	0	0
631064	Late Penalty	108,515	50,000	50,000	50,000	50,000	84,400	84,400	84,400
631799	Reimb Contracts	12,645	11,000	11,000	11,000	11,000	11,000	11,000	11,000
631820	Reimb Filing Fees	3,669	3,600	3,600	3,600	3,600	3,600	3,600	3,600
631862	Reimb Postage	1,277	1,000	1,000	1,000	1,000	1,000	1,000	1,000
631869	Reimb Salaries	1,800	0	0	0	0	0	0	0
632233	Tax Intercept Fee	109,114	50,000	50,000	50,000	50,000	100,000	100,000	100,000
		509,645	415,600	415,600	415,600	415,600	500,000	500,000	500,000
<u>Other Revenues</u>									
670114	Cash Overages	11	0	0	0	0	0	0	0
670570	Refund Prior Years Expenditure	2,507	0	0	0	0	0	0	0
		2,518	0	0	0	0	0	0	0
Revenue		512,163	415,600	415,600	415,600	415,600	500,000	500,000	500,000
Grand Total Revenues		512,163	415,600	415,600	415,600	415,600	500,000	500,000	500,000

Expenditures

<u>Personnel</u>									
<u>Salaries</u>									
702010	Salaries Regular	3,817,185	4,607,105	4,607,105	4,607,105	4,548,230	4,513,914	4,513,914	4,513,914
702030	Holiday	161,159	0	0	0	0	0	0	0
702050	Annual Leave	316,823	0	0	0	0	0	0	0
702080	Sick Leave	86,726	0	0	0	0	0	0	0
702120	Jury Duty	233	0	0	0	0	0	0	0
702140	Other Miscellaneous Salaries	0	0	0	0	0	25,200	0	0
702190	Workers Compensation Pay	95	0	0	0	0	0	0	0
702200	Death Leave	4,354	0	0	0	0	0	0	0
702240	Salary Adjustments	244	0	0	0	0	(25,203)	(25,203)	(25,203)
702360	Short Term Disability	54,629	0	0	0	0	0	0	0
712020	Overtime	5,500	92,266	92,266	92,266	92,266	92,266	92,266	92,266
		4,446,948	4,699,371	4,699,371	4,699,371	4,640,496	4,606,177	4,580,977	4,580,977
<u>Fringe Benefits</u>									
722740	Fringe Benefits	0	0	0	0	0	14,800	0	0
722750	Workers Compensation	9,839	11,225	11,225	11,225	11,225	10,117	10,117	10,117
722760	Group Life	18,733	16,324	16,324	16,324	16,324	13,455	13,455	13,455
722770	Retirement	1,338,743	1,682,887	1,682,887	1,682,887	1,645,972	1,531,972	1,531,972	1,531,972
722780	Hospitalization	896,850	1,156,010	1,156,010	1,156,010	1,156,010	1,119,804	1,119,804	1,119,804
722790	Social Security	308,630	345,194	345,194	345,194	345,194	336,098	336,098	336,098

Department:	Management and Budget	OAKLAND COUNTY, MICHIGAN							
Organization:	10206 - Fiscal Services								
Fund:	10100 - General								
		FY2013 AND FY2014 AND FY2015 County Executive Budget Recommendation							

Account Number/Description	FY 2011 Actual	FY 2012		FY 2013 Amended Plan	FY 2014 Amended Plan	FY 2013 County Exec. Recommended	FY 2014 County Exec. Recommended	FY 2015 County Exec. Recommended
		Adopted Budget	Amended Budget					
722800 Dental	70,887	80,276	80,276	80,276	80,276	76,623	76,623	76,623
722810 Disability	13,316	14,011	14,011	14,011	14,011	63,196	63,196	63,196
722820 Unemployment Insurance	19,270	17,635	17,635	17,635	17,635	16,706	16,706	16,706
722850 Optical	3,496	4,381	4,381	4,381	4,381	7,369	7,369	7,369
722900 Fringe Benefit Adjustments	14	44,657	44,657	44,657	44,657	28,985	28,985	28,985
	2,679,778	3,372,600	3,372,600	3,372,600	3,335,685	3,219,125	3,204,325	3,204,325
Personnel	7,126,726	8,071,971	8,071,971	8,071,971	7,976,181	7,825,302	7,785,302	7,785,302
Operating Expenses								
Contractual Services								
730044 Adj Prior Years Revenue	1,800	0	0	0	0	0	0	0
730240 Cash Shortage	1	0	0	0	0	0	0	0
730247 Charge Card Fee	9,230	2,783	2,783	2,783	2,783	2,783	2,783	2,783
730646 Equipment Maintenance	326	100	100	100	100	100	100	100
730730 Filing Fees	15,894	19,700	19,700	19,700	19,700	19,700	19,700	19,700
731101 Library Continuations	373	153	153	153	153	153	153	153
731143 Mail Handling-Postage Svc	0	1,000	1,000	1,000	1,000	1,000	1,000	1,000
731213 Membership Dues	4,258	4,500	4,500	4,500	4,500	4,500	4,500	4,500
731339 Periodicals Books Publ Sub	796	0	0	0	0	0	0	0
731346 Personal Mileage	636	2,784	2,784	2,784	2,784	2,784	2,784	2,784
731388 Printing	24,283	42,158	42,158	42,158	42,158	42,158	42,158	42,158
731458 Professional Services	95,738	139,500	139,500	139,500	139,500	139,500	139,500	139,500
731528 Publishing Legal Notices	3,375	2,300	2,300	2,300	2,300	2,300	2,300	2,300
731577 Refund Prior Years Revenue	2,115	0	0	0	0	0	0	0
731948 Training Related	3,295	14,600	14,600	14,600	14,600	14,600	14,600	14,600
732020 Travel Employee Taxable Meals	72	0	0	0	0	0	0	0
	162,192	229,578	229,578	229,578	229,578	229,578	229,578	229,578
Commodities								
750049 Computer Supplies	4,963	0	0	0	0	0	0	0
750154 Expendable Equipment	252	7,000	7,000	7,000	7,000	7,000	7,000	7,000
750392 Metered Postage	54,239	131,857	131,857	131,857	131,857	131,857	131,857	131,857
750399 Office Supplies	19,700	22,904	22,904	22,904	22,904	22,904	22,904	22,904
750448 Postage-Standard Mailing	180	0	0	0	0	0	0	0
	79,335	161,761	161,761	161,761	161,761	161,761	161,761	161,761
Operating Expenses	241,526	391,339	391,339	391,339	391,339	391,339	391,339	391,339
Internal Support								
Internal Services								
770631 Bldg Space Cost Allocation	431,914	370,873	370,873	371,156	393,183	423,525	447,319	449,711
770667 Convenience Copier	7,177	6,916	6,916	6,916	6,916	7,754	7,754	7,754
772618 Equipment Rental	6,000	6,000	6,000	6,000	6,000	6,000	6,000	6,000
773535 Info Tech CLEMIS	13,150	13,807	13,807	14,497	15,222	13,914	14,609	15,340
773630 Info Tech Development	296,968	0	116,938	0	0	0	0	0
774636 Info Tech Operations	901,102	824,738	824,738	825,556	827,843	742,516	745,173	745,173
774677 Insurance Fund	3,624	3,622	3,622	3,622	3,622	3,627	3,627	3,627

Department:	Management and Budget	OAKLAND COUNTY, MICHIGAN
Organization:	10206 - Fiscal Services	
Fund:	10100 - General	

FY2013 AND FY2014 AND FY2015 County Executive Budget Recommendation

Account Number/Description	FY 2011 Actual	FY 2012		FY 2013 Amended Plan	FY 2014 Amended Plan	FY 2013 County Exec. Recommended	FY 2014 County Exec. Recommended	FY 2015 County Exec. Recommended
		Adopted Budget	Amended Budget					
775667 Mail Room	61,810	0	0	0	0	0	0	0
775754 Maintenance Department Charges	868	0	482	0	0	0	0	0
776666 Print Shop	5,194	0	0	0	0	0	0	0
778675 Telephone Communications	39,225	41,421	41,421	41,421	41,421	41,638	41,638	41,638
	<u>1,767,030</u>	<u>1,267,377</u>	<u>1,384,797</u>	<u>1,269,168</u>	<u>1,294,207</u>	<u>1,238,974</u>	<u>1,266,120</u>	<u>1,269,243</u>
Internal Support	1,767,030	1,267,377	1,384,797	1,269,168	1,294,207	1,238,974	1,266,120	1,269,243
Grand Total Expenditures	9,135,282	9,730,687	9,848,107	9,732,478	9,661,727	9,455,615	9,442,761	9,445,884

Department:	103 - Central Services	OAKLAND COUNTY, MICHIGAN						
General Fund / General Purpose		FY2013 AND FY2014 AND FY2015 County Executive Budget Recommendation						

Account Number/Description	FY 2011 Actual	FY 2012		FY 2013 Amended Plan	FY 2014 Amended Plan	FY 2013 County Exec. Recommended	FY 2014 County Exec. Recommended	FY 2015 County Exec. Recommended
		Adopted Budget	Amended Budget					
Revenues								
Revenue								
Charges for Services								
630168 Business Reply Postage	10	0	0	0	0	0	0	0
630322 Commission Vending Machines	52,470	45,000	45,000	45,000	45,000	50,000	50,000	50,000
631232 Metered Postage	25,542	45,000	45,000	45,000	45,000	34,000	34,000	34,000
631253 Miscellaneous	195	0	0	0	0	0	0	0
631344 Oakland Room Meals	345	500	500	500	500	500	500	500
631589 Printing	1,898	35,000	35,000	35,000	35,000	2,000	2,000	2,000
632156 Standard Mail	120,123	381,000	381,000	381,000	381,000	331,800	331,800	331,800
	200,583	506,500	506,500	506,500	506,500	418,300	418,300	418,300
Other Revenues								
670228 County Auction	3,291	4,300	4,300	4,300	4,300	3,800	3,800	3,800
670627 Sale of Equipment	290	0	0	0	0	0	0	0
	3,581	4,300	4,300	4,300	4,300	3,800	3,800	3,800
Revenue	204,164	510,800	510,800	510,800	510,800	422,100	422,100	422,100
Grand Total Revenues	204,164	510,800	510,800	510,800	510,800	422,100	422,100	422,100

Expenditures

Personnel								
Salaries								
702010 Salaries Regular	687,793	788,264	788,264	790,734	793,206	792,334	792,334	792,334
702030 Holiday	21,229	0	0	0	0	0	0	0
702050 Annual Leave	38,187	0	0	0	0	0	0	0
702080 Sick Leave	6,754	0	0	0	0	0	0	0
702100 Retroactive	326	0	0	0	0	0	0	0
702110 Per Diem	490	0	0	0	0	0	0	0
702140 Other Miscellaneous Salaries	127	0	0	0	0	5,040	0	0
702200 Death Leave	1,375	0	0	0	0	0	0	0
712020 Overtime	5,544	13,500	13,500	13,500	13,500	13,500	13,500	13,500
712040 Holiday Overtime	236	0	0	0	0	0	0	0
	762,060	801,764	801,764	804,234	806,706	810,874	805,834	805,834
Fringe Benefits								
722740 Fringe Benefits	0	0	0	0	0	2,960	0	0
722750 Workers Compensation	8,592	9,264	9,264	9,264	9,264	8,402	8,402	8,402
722760 Group Life	2,479	2,329	2,329	2,329	2,329	2,327	2,327	2,327
722770 Retirement	234,000	295,250	295,250	295,250	295,250	276,585	276,585	276,585
722780 Hospitalization	155,736	202,731	202,731	202,731	202,731	191,132	191,132	191,132
722790 Social Security	50,937	57,333	57,333	57,333	57,333	56,815	56,815	56,815
722800 Dental	11,475	13,422	13,422	13,422	13,422	14,283	14,283	14,283
722810 Disability	2,276	2,437	2,437	2,437	2,437	10,949	10,949	10,949
722820 Unemployment Insurance	3,341	2,996	2,996	2,996	2,996	2,931	2,931	2,931

Department: 103 - Central Services	OAKLAND COUNTY, MICHIGAN
General Fund / General Purpose	FY2013 AND FY2014 AND FY2015 County Executive Budget Recommendation

Account Number/Description	FY 2011 Actual	FY 2012		FY 2013 Amended Plan	FY 2014 Amended Plan	FY 2013 County Exec. Recommended	FY 2014 County Exec. Recommended	FY 2015 County Exec. Recommended
		Adopted Budget	Amended Budget					
722850 Optical	805	983	983	983	983	1,576	1,576	1,576
722900 Fringe Benefit Adjustments	0	0	0	1,566	3,133	6,008	6,008	6,008
	469,642	586,745	586,745	588,311	589,878	573,968	571,008	571,008
Personnel	1,231,702	1,388,509	1,388,509	1,392,545	1,396,584	1,384,842	1,376,842	1,376,842
Operating Expenses								
Contractual Services								
730114 Auction Expense	30	1,000	1,000	1,000	1,000	1,000	1,000	1,000
730212 Business Reply Postage	10	0	0	0	0	0	0	0
730373 Contracted Services	491	5,000	5,000	5,000	5,000	5,000	5,000	5,000
730394 Copy Charges	3,133	4,355	4,355	4,355	4,355	500	500	500
730646 Equipment Maintenance	2,705	12,680	12,680	12,680	12,680	12,680	12,680	12,680
730653 Equipment Rental	1,229	1,816	1,816	1,816	1,816	1,816	1,816	1,816
731115 Licenses and Permits	12,688	18,000	18,000	18,000	18,000	22,200	22,200	22,200
731143 Mail Handling-Postage Svc	102,535	341,025	341,025	341,025	341,025	290,175	290,175	290,175
731150 Maintenance Contract	21,509	36,065	40,565	36,065	36,065	38,575	38,725	38,875
731213 Membership Dues	175	0	0	0	0	0	0	0
731346 Personal Mileage	77	406	406	406	406	206	206	206
731388 Printing	0	935	935	935	935	735	735	735
731773 Software Rental Lease Purchase	1,101	0	0	0	0	0	0	0
732018 Travel and Conference	60	7,000	7,000	7,000	7,000	3,000	3,000	3,000
	145,742	428,282	432,782	428,282	428,282	375,887	376,037	376,187
Commodities								
750154 Expendable Equipment	0	6,000	9,681	6,000	6,000	6,000	6,000	6,000
750392 Metered Postage	17,092	40,982	40,982	40,982	40,982	25,482	25,482	25,482
750399 Office Supplies	14,696	18,017	18,017	18,017	18,017	17,517	17,517	17,517
750406 Paper Printing	0	2,400	2,400	2,400	2,400	250	250	250
750455 Printing Supplies	71	500	500	500	500	500	500	500
	31,859	67,899	71,580	67,899	67,899	49,749	49,749	49,749
Operating Expenses	177,602	496,181	504,362	496,181	496,181	425,636	425,786	425,936
Internal Support								
Internal Services								
770631 Bldg Space Cost Allocation	616,671	659,754	659,754	660,259	699,442	637,884	673,719	677,323
770667 Convenience Copier	1,753	2,600	2,600	2,600	2,600	1,781	1,781	1,781
772618 Equipment Rental	3,192	3,192	3,192	3,192	3,192	3,192	3,192	3,192
773630 Info Tech Development	28,923	0	7,131	0	0	0	0	0
774636 Info Tech Operations	46,278	50,570	50,570	50,612	50,889	50,567	50,748	50,748
774677 Insurance Fund	1,888	2,302	2,302	2,302	2,302	2,587	2,635	2,740
775667 Mail Room	58	0	0	0	0	0	0	0
775754 Maintenance Department Charges	8,216	0	4,352	0	0	0	0	0
776659 Motor Pool Fuel Charges	7,474	8,800	8,800	8,800	8,800	8,000	8,000	8,000
776661 Motor Pool	27,521	28,100	28,100	28,100	28,100	28,100	28,100	28,100
778675 Telephone Communications	7,484	10,169	10,169	10,169	10,169	8,741	8,741	8,741
	749,458	765,487	776,970	766,034	805,494	740,852	776,916	780,625
Internal Support	749,458	765,487	776,970	766,034	805,494	740,852	776,916	780,625

Department:	103 - Central Services	OAKLAND COUNTY, MICHIGAN						
General Fund / General Purpose		FY2013 AND FY2014 AND FY2015 County Executive Budget Recommendation						

Account Number/Description	FY 2011 Actual	FY 2012		FY 2013 Amended Plan	FY 2014 Amended Plan	FY 2013 County Exec. Recommended	FY 2014 County Exec. Recommended	FY 2015 County Exec. Recommended
		Adopted Budget	Amended Budget					
Grand Total Expenditures	2,158,762	2,650,177	2,669,841	2,654,760	2,698,259	2,551,330	2,579,544	2,583,403

Department:	Central Services	OAKLAND COUNTY, MICHIGAN
Organization:	10301 - Central Services Admin	
Fund:	10100 - General	
		FY2013 AND FY2014 AND FY2015 County Executive Budget Recommendation

Account Number/Description	FY 2011 Actual	FY 2012		FY 2013 Amended Plan	FY 2014 Amended Plan	FY 2013 County Exec. Recommended	FY 2014 County Exec. Recommended	FY 2015 County Exec. Recommended
		Adopted Budget	Amended Budget					

Grand Total Revenues

Expenditures

Personnel

Salaries

702010	Salaries Regular	135,732	135,212	135,212	135,212	135,212	135,212	135,212	135,212
702110	Per Diem	490	0	0	0	0	0	0	0
702140	Other Miscellaneous Salaries	0	0	0	0	0	315	0	0
		136,222	135,212	135,212	135,212	135,212	135,527	135,212	135,212

Fringe Benefits

722740	Fringe Benefits	0	0	0	0	0	185	0	0
722750	Workers Compensation	304	303	303	303	303	303	303	303
722760	Group Life	20	30	30	30	30	414	414	414
722770	Retirement	51,708	54,638	54,638	54,638	54,638	55,166	55,166	55,166
722780	Hospitalization	12,870	14,518	14,518	14,518	14,518	13,973	13,973	13,973
722790	Social Security	8,546	8,582	8,582	8,582	8,582	8,787	8,787	8,787
722800	Dental	733	769	769	769	769	762	762	762
722810	Disability	379	344	344	344	344	1,958	1,958	1,958
722820	Unemployment Insurance	595	514	514	514	514	500	500	500
722850	Optical	24	27	27	27	27	67	67	67
		75,181	79,725	79,725	79,725	79,725	82,115	81,930	81,930

Personnel

Operating Expenses

Contractual Services

731213	Membership Dues	175	0	0	0	0	0	0	0
731346	Personal Mileage	67	116	116	116	116	116	116	116
732018	Travel and Conference	60	2,500	2,500	2,500	2,500	2,500	2,500	2,500
		302	2,616	2,616	2,616	2,616	2,616	2,616	2,616

Commodities

750392	Metered Postage	87	482	482	482	482	482	482	482
		87	482	482	482	482	482	482	482

Operating Expenses

Internal Support

Internal Services

770631	Bldg Space Cost Allocation	5,753	4,606	4,606	4,610	4,883	5,521	5,831	5,862
774677	Insurance Fund	153	152	152	152	152	153	153	153
775667	Mail Room	57	0	0	0	0	0	0	0
775754	Maintenance Department Charges	35	0	0	0	0	0	0	0
776659	Motor Pool Fuel Charges	909	1,200	1,200	1,200	1,200	1,000	1,000	1,000
776661	Motor Pool	5,921	6,600	6,600	6,600	6,600	6,600	6,600	6,600
778675	Telephone Communications	998	1,000	1,000	1,000	1,000	732	732	732
		389	3,098	3,098	3,098	3,098	3,098	3,098	3,098

Department:	Central Services	OAKLAND COUNTY, MICHIGAN
Organization:	10301 - Central Services Admin	
Fund:	10100 - General	
		FY2013 AND FY2014 AND FY2015 County Executive Budget Recommendation

Account Number/Description	FY 2011 Actual	FY 2012		FY 2013 Amended Plan	FY 2014 Amended Plan	FY 2013 County Exec. Recommended	FY 2014 County Exec. Recommended	FY 2015 County Exec. Recommended
		Adopted Budget	Amended Budget					
	13,826	13,558	13,558	13,562	13,835	14,006	14,316	14,347
Internal Support	13,826	13,558	13,558	13,562	13,835	14,006	14,316	14,347
Grand Total Expenditures	225,618	231,593	231,593	231,597	231,870	234,746	234,556	234,587

Department:	Central Services	OAKLAND COUNTY, MICHIGAN						
Organization:	10308 - Support Services							
Fund:	10100 - General							
		FY2013 AND FY2014 AND FY2015 County Executive Budget Recommendation						

Account Number/Description	FY 2011 Actual	FY 2012		FY 2013 Amended Plan	FY 2014 Amended Plan	FY 2013 County Exec. Recommended	FY 2014 County Exec. Recommended	FY 2015 County Exec. Recommended
		Adopted Budget	Amended Budget					
Revenues								
Revenue								
Charges for Services								
630168 Business Reply Postage	10	0	0	0	0	0	0	0
630322 Commission Vending Machines	52,470	45,000	45,000	45,000	45,000	50,000	50,000	50,000
631232 Metered Postage	25,542	45,000	45,000	45,000	45,000	34,000	34,000	34,000
631253 Miscellaneous	195	0	0	0	0	0	0	0
631344 Oakland Room Meals	345	500	500	500	500	500	500	500
631589 Printing	1,898	35,000	35,000	35,000	35,000	2,000	2,000	2,000
632156 Standard Mail	120,123	381,000	381,000	381,000	381,000	331,800	331,800	331,800
	200,583	506,500	506,500	506,500	506,500	418,300	418,300	418,300
Other Revenues								
670228 County Auction	3,291	4,300	4,300	4,300	4,300	3,800	3,800	3,800
670627 Sale of Equipment	290	0	0	0	0	0	0	0
	3,581	4,300	4,300	4,300	4,300	3,800	3,800	3,800
Revenue	204,164	510,800	510,800	510,800	510,800	422,100	422,100	422,100
Grand Total Revenues	204,164	510,800	510,800	510,800	510,800	422,100	422,100	422,100

Expenditures

Personnel								
Salaries								
702010 Salaries Regular	552,060	653,052	653,052	655,522	657,994	657,122	657,122	657,122
702030 Holiday	21,229	0	0	0	0	0	0	0
702050 Annual Leave	38,187	0	0	0	0	0	0	0
702080 Sick Leave	6,754	0	0	0	0	0	0	0
702100 Retroactive	326	0	0	0	0	0	0	0
702140 Other Miscellaneous Salaries	127	0	0	0	0	4,725	0	0
702200 Death Leave	1,375	0	0	0	0	0	0	0
712020 Overtime	5,544	13,500	13,500	13,500	13,500	13,500	13,500	13,500
712040 Holiday Overtime	236	0	0	0	0	0	0	0
	625,838	666,552	666,552	669,022	671,494	675,347	670,622	670,622
Fringe Benefits								
722740 Fringe Benefits	0	0	0	0	0	2,775	0	0
722750 Workers Compensation	8,288	8,961	8,961	8,961	8,961	8,099	8,099	8,099
722760 Group Life	2,459	2,299	2,299	2,299	2,299	1,913	1,913	1,913
722770 Retirement	182,291	240,612	240,612	240,612	240,612	221,419	221,419	221,419
722780 Hospitalization	142,867	188,213	188,213	188,213	188,213	177,159	177,159	177,159
722790 Social Security	42,391	48,751	48,751	48,751	48,751	48,028	48,028	48,028
722800 Dental	10,742	12,653	12,653	12,653	12,653	13,521	13,521	13,521
722810 Disability	1,897	2,093	2,093	2,093	2,093	8,991	8,991	8,991
722820 Unemployment Insurance	2,746	2,482	2,482	2,482	2,482	2,431	2,431	2,431

Department:	Central Services	OAKLAND COUNTY, MICHIGAN
Organization:	10308 - Support Services	
Fund:	10100 - General	
FY2013 AND FY2014 AND FY2015 County Executive Budget Recommendation		

Account Number/Description	FY 2011 Actual	FY 2012		FY 2013 Amended Plan	FY 2014 Amended Plan	FY 2013 County Exec. Recommended	FY 2014 County Exec. Recommended	FY 2015 County Exec. Recommended
		Adopted Budget	Amended Budget					
722850 Optical	781	956	956	956	956	1,509	1,509	1,509
722900 Fringe Benefit Adjustments	0	0	0	1,566	3,133	6,008	6,008	6,008
	394,461	507,020	507,020	508,586	510,153	491,853	489,078	489,078
Personnel	1,020,299	1,173,572	1,173,572	1,177,608	1,181,647	1,167,200	1,159,700	1,159,700
Operating Expenses								
Contractual Services								
730114 Auction Expense	30	1,000	1,000	1,000	1,000	1,000	1,000	1,000
730212 Business Reply Postage	10	0	0	0	0	0	0	0
730373 Contracted Services	491	5,000	5,000	5,000	5,000	5,000	5,000	5,000
730394 Copy Charges	3,133	4,355	4,355	4,355	4,355	500	500	500
730646 Equipment Maintenance	2,705	12,680	12,680	12,680	12,680	12,680	12,680	12,680
730653 Equipment Rental	1,229	1,816	1,816	1,816	1,816	1,816	1,816	1,816
731115 Licenses and Permits	12,688	18,000	18,000	18,000	18,000	22,200	22,200	22,200
731143 Mail Handling-Postage Svc	102,535	341,025	341,025	341,025	341,025	290,175	290,175	290,175
731150 Maintenance Contract	21,509	36,065	40,565	36,065	36,065	38,575	38,725	38,875
731346 Personal Mileage	10	290	290	290	290	90	90	90
731388 Printing	0	935	935	935	935	735	735	735
731773 Software Rental Lease Purchase	1,101	0	0	0	0	0	0	0
732018 Travel and Conference	0	4,500	4,500	4,500	4,500	500	500	500
	145,440	425,666	430,166	425,666	425,666	373,271	373,421	373,571
Commodities								
750154 Expendable Equipment	0	6,000	9,681	6,000	6,000	6,000	6,000	6,000
750392 Metered Postage	17,005	40,500	40,500	40,500	40,500	25,000	25,000	25,000
750399 Office Supplies	14,696	18,017	18,017	18,017	18,017	17,517	17,517	17,517
750406 Paper Printing	0	2,400	2,400	2,400	2,400	250	250	250
750455 Printing Supplies	71	500	500	500	500	500	500	500
	31,773	67,417	71,098	67,417	67,417	49,267	49,267	49,267
Operating Expenses	177,212	493,083	501,264	493,083	493,083	422,538	422,688	422,838
Internal Support								
Internal Services								
770631 Bldg Space Cost Allocation	610,918	655,148	655,148	655,649	694,559	632,363	667,888	671,461
770667 Convenience Copier	1,753	2,600	2,600	2,600	2,600	1,781	1,781	1,781
772618 Equipment Rental	3,192	3,192	3,192	3,192	3,192	3,192	3,192	3,192
773630 Info Tech Development	28,923	0	7,131	0	0	0	0	0
774636 Info Tech Operations	46,278	50,570	50,570	50,612	50,889	50,567	50,748	50,748
774677 Insurance Fund	1,735	2,150	2,150	2,150	2,150	2,434	2,482	2,587
775667 Mail Room	0	0	0	0	0	0	0	0
775754 Maintenance Department Charges	8,181	0	4,352	0	0	0	0	0
776659 Motor Pool Fuel Charges	6,565	7,600	7,600	7,600	7,600	7,000	7,000	7,000
776661 Motor Pool	21,600	21,500	21,500	21,500	21,500	21,500	21,500	21,500
778675 Telephone Communications	6,486	9,169	9,169	9,169	9,169	8,009	8,009	8,009
	735,633	751,929	763,412	752,472	791,659	726,846	762,600	766,278
Internal Support	735,633	751,929	763,412	752,472	791,659	726,846	762,600	766,278

Department:	Central Services	OAKLAND COUNTY, MICHIGAN
Organization:	10308 - Support Services	
Fund:	10100 - General	

FY2013 AND FY2014 AND FY2015 County Executive Budget Recommendation

Account Number/Description	FY 2011 Actual	FY 2012		FY 2013 Amended Plan	FY 2014 Amended Plan	FY 2013 County Exec. Recommended	FY 2014 County Exec. Recommended	FY 2015 County Exec. Recommended
		Adopted Budget	Amended Budget					
Grand Total Expenditures	1,933,144	2,418,584	2,438,248	2,423,163	2,466,389	2,316,584	2,344,988	2,348,816

**OAKLAND COUNTY MAIL CENTER
RATE SUMMARY**

Description of Service	2012 Rates	2013 Rates	2014 Rates	2015 Rates
Quick Copy/Folding/Inserting				
Quick Copy- B&W 1-Sided	\$0.030	\$0.030	\$0.030	\$0.030
Quick Copy- B&W 2-Sided	\$0.050	\$0.050	\$0.050	\$0.050
Quick Copy - Color 1-Sided	\$0.150	\$0.150	\$0.150	\$0.150
Quick Copy - Color 2-Sided	\$0.280	\$0.280	\$0.280	\$0.280
Folding (cost per 1,000)	\$10.00	\$10.00	\$10.00	\$10.00
Inserting (cost per 1,000)	\$15.00	\$15.00	\$15.00	\$15.00
Punching (cost per 1,000)	\$10.00	\$10.00	\$10.00	\$10.00
Padding (cost per 1,000)	\$4.00	\$4.00	\$4.00	\$4.00
Stapling (cost per 1,000)	\$10.00	\$10.00	\$10.00	\$10.00
External Customers				
Outside Services	15%	15%	15%	15%
Supplies	15%	15%	15%	15%
Special Mailing Fees				
External Actual Postage plus .035 per piece				
Apply Metered Postage to Special Mailings .01 per piece (external)				
Special Deliveries	\$ 50.00	\$ 50.00	\$ 50.00	\$ 50.00

*Subject to change in rates by United States Post Office

Department:	104 - Facilities Management	OAKLAND COUNTY, MICHIGAN						
General Fund / General Purpose		FY2013 AND FY2014 AND FY2015 County Executive Budget Recommendation						

Account Number/Description	FY 2011 Actual	FY 2012		FY 2013 Amended Plan	FY 2014 Amended Plan	FY 2013 County Exec. Recommended	FY 2014 County Exec. Recommended	FY 2015 County Exec. Recommended
		Adopted Budget	Amended Budget					

Grand Total Revenues

Expenditures

Personnel

Salaries

702010	Salaries Regular	491,186	647,661	647,661	647,661	647,661	627,645	627,645	627,645
702030	Holiday	18,692	0	0	0	0	0	0	0
702050	Annual Leave	33,426	0	0	0	0	0	0	0
702080	Sick Leave	12,332	0	0	0	0	0	0	0
702120	Jury Duty	292	0	0	0	0	0	0	0
702140	Other Miscellaneous Salaries	0	0	0	0	0	2,520	0	0
712020	Overtime	4,181	6,000	6,000	6,000	6,000	6,000	6,000	6,000
712040	Holiday Overtime	0	500	500	500	500	500	500	500
		560,109	654,161	654,161	654,161	654,161	636,665	634,145	634,145

Fringe Benefits

722740	Fringe Benefits	0	0	0	0	0	1,480	0	0
722750	Workers Compensation	5,061	7,899	7,899	7,899	7,899	6,807	6,807	6,807
722760	Group Life	2,268	1,843	1,843	1,843	1,843	1,828	1,828	1,828
722770	Retirement	173,527	231,404	231,404	231,404	231,404	213,600	213,600	213,600
722780	Hospitalization	94,147	130,803	130,803	130,803	130,803	121,329	121,329	121,329
722790	Social Security	40,094	46,489	46,489	46,489	46,489	45,163	45,163	45,163
722800	Dental	6,895	9,029	9,029	9,029	9,029	8,253	8,253	8,253
722810	Disability	1,556	1,800	1,800	1,800	1,800	8,608	8,608	8,608
722820	Unemployment Insurance	2,463	2,460	2,460	2,460	2,460	2,322	2,322	2,322
722850	Optical	351	488	488	488	488	760	760	760
		326,363	432,215	432,215	432,215	432,215	410,150	408,670	408,670

Personnel

Operating Expenses

Contractual Services

730646	Equipment Maintenance	409	2,000	2,000	2,000	2,000	2,000	2,000	2,000
730772	Freight and Express	88	200	200	200	200	200	200	200
731115	Licenses and Permits	4,500	3,000	3,000	3,000	3,000	3,000	3,000	3,000
731213	Membership Dues	1,133	2,300	2,300	2,300	2,300	2,300	2,300	2,300
731339	Periodicals Books Publ Sub	407	700	700	700	700	700	700	700
731346	Personal Mileage	814	2,784	2,784	2,784	2,784	2,784	2,784	2,784
731388	Printing	904	1,318	1,318	1,318	1,318	1,318	1,318	1,318
731458	Professional Services	71,877	67,800	67,800	67,800	67,800	67,800	67,800	67,800
731780	Software Support Maintenance	2,261	2,200	2,200	2,200	2,200	2,200	2,200	2,200
732018	Travel and Conference	1,317	3,800	3,800	3,800	3,800	3,800	3,800	3,800
732165	Workshops and Meeting	94	0	0	0	0	0	0	0
		83,804	86,102	86,102	86,102	86,102	86,102	86,102	86,102

Commodities

750049	Computer Supplies	95	400	400	400	400	400	400	400
--------	-------------------	----	-----	-----	-----	-----	-----	-----	-----

Department:	104 - Facilities Management	OAKLAND COUNTY, MICHIGAN							
General Fund / General Purpose		FY2013 AND FY2014 AND FY2015 County Executive Budget Recommendation							

Account Number/Description	FY 2011 Actual	FY 2012		FY 2013 Amended Plan	FY 2014 Amended Plan	FY 2013 County Exec. Recommended	FY 2014 County Exec. Recommended	FY 2015 County Exec. Recommended
		Adopted Budget	Amended Budget					
750091 Drafting Supplies and Maps	0	150	150	150	150	150	150	150
750119 Dry Goods and Clothing	603	300	300	300	300	300	300	300
750154 Expendable Equipment	99	2,000	2,529	2,000	2,000	2,000	2,000	2,000
750287 Maintenance Supplies	101	150	150	150	150	150	150	150
750392 Metered Postage	85	444	444	444	444	444	444	444
750399 Office Supplies	1,308	1,600	1,600	1,600	1,600	1,600	1,600	1,600
750427 Photographic Supplies	0	100	100	100	100	100	100	100
750539 Testing Materials	90	1,000	1,000	1,000	1,000	1,000	1,000	1,000
	2,381	6,144	6,673	6,144	6,144	6,144	6,144	6,144
Operating Expenses	86,186	92,246	92,775	92,246	92,246	92,246	92,246	92,246
Internal Support								
Internal Services								
770631 Bldg Space Cost Allocation	37,930	39,174	39,174	39,204	41,531	35,205	37,183	37,381
774636 Info Tech Operations	18,127	22,090	22,090	22,113	22,228	15,783	15,939	15,939
774677 Insurance Fund	1,102	1,102	1,102	1,102	1,102	1,103	1,103	1,103
775667 Mail Room	122	0	0	0	0	0	0	0
775754 Maintenance Department Charges	247	0	262	0	0	0	0	0
776659 Motor Pool Fuel Charges	2,340	2,100	2,100	2,100	2,100	2,100	2,100	2,100
776661 Motor Pool	12,045	12,500	12,500	12,500	12,500	12,500	12,500	12,500
778675 Telephone Communications	9,224	11,534	11,534	11,534	11,534	9,524	9,524	9,524
	81,137	88,500	88,762	88,553	90,995	76,215	78,349	78,547
Internal Support	81,137	88,500	88,762	88,553	90,995	76,215	78,349	78,547
Grand Total Expenditures	1,053,794	1,267,122	1,267,912	1,267,175	1,269,617	1,215,276	1,213,410	1,213,608

Department:	Facilities Management	OAKLAND COUNTY, MICHIGAN
Organization:	10401 - Facilities Management Admin	
Fund:	10100 - General	
		FY2013 AND FY2014 AND FY2015 County Executive Budget Recommendation

Account Number/Description	FY 2011 Actual	FY 2012		FY 2013 Amended Plan	FY 2014 Amended Plan	FY 2013 County Exec. Recommended	FY 2014 County Exec. Recommended	FY 2015 County Exec. Recommended
		Adopted Budget	Amended Budget					

Grand Total Revenues

Expenditures

Personnel

Salaries

702010	Salaries Regular	155,695	156,092	156,092	156,092	156,092	156,092	156,092	156,092
702140	Other Miscellaneous Salaries	0	0	0	0	315	0	0	0
		155,695	156,092	156,092	156,092	156,407	156,092	156,092	156,092

Fringe Benefits

722740	Fringe Benefits	0	0	0	0	185	0	0	0
722750	Workers Compensation	349	693	693	693	349	349	349	349
722760	Group Life	579	448	448	448	377	377	377	377
722770	Retirement	43,297	50,835	50,835	50,835	46,965	46,965	46,965	46,965
722780	Hospitalization	16,932	19,098	19,098	19,098	18,323	18,323	18,323	18,323
722790	Social Security	8,995	8,885	8,885	8,885	9,090	9,090	9,090	9,090
722800	Dental	1,313	1,373	1,373	1,373	1,377	1,377	1,377	1,377
722810	Disability	344	344	344	344	1,780	1,780	1,780	1,780
722820	Unemployment Insurance	683	593	593	593	578	578	578	578
722850	Optical	93	99	99	99	137	137	137	137
		72,583	82,368	82,368	82,368	79,161	78,976	78,976	78,976

Personnel

Operating Expenses

Contractual Services

731213	Membership Dues	465	1,000	1,000	1,000	1,000	1,000	1,000	1,000
731339	Periodicals Books Publ Sub	0	500	500	500	500	500	500	500
731346	Personal Mileage	434	696	696	696	696	696	696	696
731388	Printing	904	881	881	881	881	881	881	881
732018	Travel and Conference	883	2,000	2,000	2,000	2,000	2,000	2,000	2,000
732165	Workshops and Meeting	94	0	0	0	0	0	0	0
		2,780	5,077	5,077	5,077	5,077	5,077	5,077	5,077

Commodities

750392	Metered Postage	81	287	287	287	287	287	287	287
750399	Office Supplies	54	400	400	400	400	400	400	400
		136	687	687	687	687	687	687	687

Operating Expenses

Internal Support

Internal Services

770631	Bldg Space Cost Allocation	7,886	8,145	8,145	8,151	8,635	7,320	7,731	7,772
774636	Info Tech Operations	15,370	18,582	18,582	18,601	18,698	10,780	10,819	10,819
774677	Insurance Fund	210	210	210	210	210	210	210	210
775667	Mail Room	120	0	0	0	0	0	0	0

Department:	Facilities Management	OAKLAND COUNTY, MICHIGAN
Organization:	10401 - Facilities Management Admin	
Fund:	10100 - General	

FY2013 AND FY2014 AND FY2015 County Executive Budget Recommendation

Account Number/Description	FY 2011 Actual	FY 2012		FY 2013 Amended Plan	FY 2014 Amended Plan	FY 2013 County Exec. Recommended	FY 2014 County Exec. Recommended	FY 2015 County Exec. Recommended
		Adopted Budget	Amended Budget					
778675 Telephone Communications	0	1,895	1,895	1,895	1,895	0	0	0
	23,586	28,832	28,832	28,857	29,438	18,310	18,760	18,801
Internal Support	23,586	28,832	28,832	28,857	29,438	18,310	18,760	18,801
Grand Total Expenditures	254,780	273,056	273,056	273,081	273,662	259,642	259,592	259,633

Department:	Facilities Management	OAKLAND COUNTY, MICHIGAN
Organization:	10408 - Facilities Engineering	
Fund:	10100 - General	
		FY2013 AND FY2014 AND FY2015 County Executive Budget Recommendation

Account Number/Description	FY 2011 Actual	FY 2012		FY 2013 Amended Plan	FY 2014 Amended Plan	FY 2013 County Exec. Recommended	FY 2014 County Exec. Recommended	FY 2015 County Exec. Recommended
		Adopted Budget	Amended Budget					

Grand Total Revenues

Expenditures

Personnel

Salaries

702010	Salaries Regular	335,491	491,569	491,569	491,569	491,569	471,553	471,553	471,553
702030	Holiday	18,692	0	0	0	0	0	0	0
702050	Annual Leave	33,426	0	0	0	0	0	0	0
702080	Sick Leave	12,332	0	0	0	0	0	0	0
702120	Jury Duty	292	0	0	0	0	0	0	0
702140	Other Miscellaneous Salaries	0	0	0	0	0	2,205	0	0
712020	Overtime	4,181	6,000	6,000	6,000	6,000	6,000	6,000	6,000
712040	Holiday Overtime	0	500	500	500	500	500	500	500
		404,414	498,069	498,069	498,069	498,069	480,258	478,053	478,053

Fringe Benefits

722740	Fringe Benefits	0	0	0	0	0	1,295	0	0
722750	Workers Compensation	4,712	7,206	7,206	7,206	7,206	6,458	6,458	6,458
722760	Group Life	1,689	1,395	1,395	1,395	1,395	1,451	1,451	1,451
722770	Retirement	130,230	180,569	180,569	180,569	180,569	166,635	166,635	166,635
722780	Hospitalization	77,215	111,705	111,705	111,705	111,705	103,006	103,006	103,006
722790	Social Security	31,100	37,604	37,604	37,604	37,604	36,073	36,073	36,073
722800	Dental	5,583	7,656	7,656	7,656	7,656	6,876	6,876	6,876
722810	Disability	1,213	1,456	1,456	1,456	1,456	6,828	6,828	6,828
722820	Unemployment Insurance	1,780	1,867	1,867	1,867	1,867	1,744	1,744	1,744
722850	Optical	258	389	389	389	389	623	623	623
		253,780	349,847	349,847	349,847	349,847	330,989	329,694	329,694

Personnel

Operating Expenses

Contractual Services

730646	Equipment Maintenance	409	2,000	2,000	2,000	2,000	2,000	2,000	2,000
730772	Freight and Express	88	200	200	200	200	200	200	200
731115	Licenses and Permits	4,500	3,000	3,000	3,000	3,000	3,000	3,000	3,000
731213	Membership Dues	668	1,300	1,300	1,300	1,300	1,300	1,300	1,300
731339	Periodicals Books Publ Sub	407	200	200	200	200	200	200	200
731346	Personal Mileage	380	2,088	2,088	2,088	2,088	2,088	2,088	2,088
731388	Printing	0	437	437	437	437	437	437	437
731458	Professional Services	71,877	67,800	67,800	67,800	67,800	67,800	67,800	67,800
731780	Software Support Maintenance	2,261	2,200	2,200	2,200	2,200	2,200	2,200	2,200
732018	Travel and Conference	434	1,800	1,800	1,800	1,800	1,800	1,800	1,800
		81,024	81,025	81,025	81,025	81,025	81,025	81,025	81,025

Commodities

750049	Computer Supplies	95	400	400	400	400	400	400	400
--------	-------------------	----	-----	-----	-----	-----	-----	-----	-----

Department:	Facilities Management	OAKLAND COUNTY, MICHIGAN
Organization:	10408 - Facilities Engineering	
Fund:	10100 - General	
		FY2013 AND FY2014 AND FY2015 County Executive Budget Recommendation

Account Number/Description	FY 2011 Actual	FY 2012		FY 2013 Amended Plan	FY 2014 Amended Plan	FY 2013 County Exec. Recommended	FY 2014 County Exec. Recommended	FY 2015 County Exec. Recommended
		Adopted Budget	Amended Budget					
750091 Drafting Supplies and Maps	0	150	150	150	150	150	150	150
750119 Dry Goods and Clothing	603	300	300	300	300	300	300	300
750154 Expendable Equipment	99	2,000	2,529	2,000	2,000	2,000	2,000	2,000
750287 Maintenance Supplies	101	150	150	150	150	150	150	150
750392 Metered Postage	4	157	157	157	157	157	157	157
750399 Office Supplies	1,254	1,200	1,200	1,200	1,200	1,200	1,200	1,200
750427 Photographic Supplies	0	100	100	100	100	100	100	100
750539 Testing Materials	90	1,000	1,000	1,000	1,000	1,000	1,000	1,000
	2,246	5,457	5,986	5,457	5,457	5,457	5,457	5,457
Operating Expenses	83,270	86,482	87,011	86,482	86,482	86,482	86,482	86,482
Internal Support								
Internal Services								
770631 Bldg Space Cost Allocation	30,044	31,029	31,029	31,053	32,896	27,885	29,452	29,609
774636 Info Tech Operations	2,757	3,508	3,508	3,512	3,530	5,003	5,120	5,120
774677 Insurance Fund	892	892	892	892	892	893	893	893
775667 Mail Room	2	0	0	0	0	0	0	0
775754 Maintenance Department Charges	247	0	262	0	0	0	0	0
776659 Motor Pool Fuel Charges	2,340	2,100	2,100	2,100	2,100	2,100	2,100	2,100
776661 Motor Pool	12,045	12,500	12,500	12,500	12,500	12,500	12,500	12,500
778675 Telephone Communications	9,224	9,639	9,639	9,639	9,639	9,524	9,524	9,524
	57,551	59,668	59,930	59,696	61,557	57,905	59,589	59,746
Internal Support	57,551	59,668	59,930	59,696	61,557	57,905	59,589	59,746
Grand Total Expenditures	799,014	994,066	994,856	994,094	995,955	955,634	953,818	953,975

**OAKLAND COUNTY, MICHIGAN
CAPITAL IMPROVEMENT PROGRAM
FY 2013 through FY 2022**

This Capital Improvement Plan is meant to identify projects that MAY be executed in FY 2013 through FY 2022. Presently, Oakland County, as are other governmental units, is experiencing economic pressures not ever seen before. To that end, the project prioritization addresses asset maintenance and preservation and those assets that support direct services to the public. Other projects may be appropriate for consideration under normal circumstances, but must be delayed until the economic recovery occurs.

It must be understood that inclusion in this plan does not indicate approval for a project to go forward. No project will go forward without first receiving the express recommendation of the County Executive followed by a full review and approval by the Board of Commissioners. No project will be recommended by the County Executive without a funding source first being identified for both the project's capital and on-going operating components.

BUILDING PROJECTS		Project Total	FY2013	FY2014	FY2015	FY2016	FY2017	FY2018-FY2022
Item No.								
1	Roof Replacement Program	6,210,000	750,000	780,000	400,000	480,000	700,000	3,100,000
2	Elevator Maintenance - Phase 2	2,650,000	600,000	200,000	200,000	200,000	200,000	1,250,000
3	Electrical Upgrades to County Buildings	2,100,000					350,000	1,750,000
4	Radio Shop Renovation/Addition	1,100,000	1,100,000					
5	NOHC Renovation - Phase 3	900,000		900,000				
6	Proximity Reader Replacement	600,000						600,000
7	Emergency Generator for Animal Control	300,000						300,000
8	CV K Renovation	300,000	300,000					
9	CV Counseling Centers	200,000	200,000					
10	Miscellaneous	950,000	90,000	90,000	90,000	90,000	90,000	500,000
COST OF BUILDING PROJECTS		\$15,310,000	\$3,040,000	\$1,970,000	\$690,000	\$770,000	\$1,340,000	\$7,500,000
UTILITY, ROADS AND PARKING LOT PROJECTS		Project Total	FY2013	FY2014	FY2015	FY2016	FY2017	FY2018-FY2022
Item No.								
1	Parking Lot Paving Program	5,520,000	470,000	660,000	270,000	680,000	60,000	3,380,000
2	Steam Tunnel Repairs	4,100,000			3,000,000			1,100,000
3	Service Center Road Repair	1,750,000	1,000,000		750,000			
4	County Center Drive East Improvements	1,495,000						1,495,000
5	Chiller Replacement Program	1,350,000	300,000					1,050,000
6	Miscellaneous	950,000	90,000	90,000	90,000	90,000	90,000	500,000
COST OF UTILITY PROJECTS		\$15,165,000	\$1,860,000	\$750,000	\$4,110,000	\$770,000	\$150,000	\$7,525,000
GRAND TOTAL		\$30,475,000	\$4,900,000	\$2,720,000	\$4,800,000	\$1,540,000	\$1,490,000	\$15,025,000

NOTE: All project cost estimates are projected to the year indicated in the program or to the midpoint of construction for multiyear projects

**OAKLAND COUNTY, MICHIGAN
CAPITAL IMPROVEMENT PROGRAM
FY 2013 through FY 2022**

FUNDING

Building Improvement Fund	FY2013	FY2014	FY2015	FY2016	FY2017	FY2018-FY2022
Est. Carry Forward From Building Fund From Previous Year	6,020,190	9,420,190	7,000,190	2,500,190	1,260,190	70,190
Plus Transfer from General Fund	300,000	300,000	300,000	300,000	300,000	0
Total Available from Building Improvement Fund	\$6,320,190	\$9,720,190	\$7,300,190	\$2,800,190	\$1,560,190	\$70,190
Reimbursement From Bonds / Alternative Funding Sources						
Expected Bond Issuance for Infrastructure needs through 2015	8,000,000	8,000,000				
Total Reim. from Bonds/Alternative Sources	\$8,000,000	\$8,000,000	\$0	\$0	\$0	\$0
Total Available from Building Improvement Fund	6,320,190	9,720,190	7,300,190	2,800,190	1,560,190	70,190
Total Reimbursement from Bonds/Alternate Sources	8,000,000	0	0	0	0	0
Less Current Year Projects Funded by Building Improvement Fund	3,100,000	(2,720,000)	(4,800,000)	(1,540,000)	(1,490,000)	(15,025,000)
Less Current Year Projects Funded by Other Sources	(8,000,000)	0	0	0	0	0
CARRY FORWARD AVAILABLE FOR NEXT YEAR	\$9,420,190	\$7,000,190	\$2,500,190	\$1,260,190	\$70,190	(\$14,954,810)

* Project will not be recommended or executed until after a specific funding source is identified and approved by the County Executive and Board of Commissioners.

**OAKLAND COUNTY, MICHIGAN
CAPITAL IMPROVEMENT PROGRAM
FY 2013 through FY 2022**

FUTURE PROJECTS IDENTIFIED BY DEPARTMENTAL REQUESTS FOR CONSIDERATION BEYOND FY 2022

The projects listed below are for informational purposes only. The projects require more investigation and no funding sources have been identified. No action is planned prior to FY 2022. As previously stated, no project will go forward without first receiving the express recommendation of the County Executive followed by a full review and approval by the Board of Commissioners. No project will be recommended by the County Executive without a funding source first being identified for both the project's capital and on-going operating components.

<u>Future Projects</u>	<u>Estimated Cost</u>
Renovations for Additional Circuit Court Judge	\$1,840,000
North Office Building Renovation	1,996,000
High Density Shelving	2,000,000
Health Center Pontiac Renovation	2,000,000
Courthouse Road Relocation	2,055,000
Mainland Drain - Phase 3	2,250,000
Youth Assistance Relocation	2,625,000
Mainland Drain - Phase 2	3,000,000
Property for Future 52-1 District Courthouse - Novi	3,000,000
Crime Lab Addition	9,817,000
Jail Intake & Holding Renovation	10,500,000
Firing Range Relocation and Expansion	13,820,000
52-2 District Courthouse - Clarkston	21,960,000
52-1 District Courthouse - Novi	21,960,000
Total	<u>\$98,823,000</u>

Department:	105 - Human Resources	OAKLAND COUNTY, MICHIGAN						
General Fund / General Purpose		FY2013 AND FY2014 AND FY2015 County Executive Budget Recommendation						

Account Number/Description	FY 2011 Actual	FY 2012		FY 2013 Amended Plan	FY 2014 Amended Plan	FY 2013 County Exec. Recommended	FY 2014 County Exec. Recommended	FY 2015 County Exec. Recommended
		Adopted Budget	Amended Budget					
Revenues								
Revenue								
Charges for Services								
631253 Miscellaneous	965	800	800	800	800	800	800	800
	965	800	800	800	800	800	800	800
Revenue	965	800	800	800	800	800	800	800
Grand Total Revenues	965	800	800	800	800	800	800	800

Expenditures

Personnel								
Salaries								
702010 Salaries Regular	1,374,590	1,648,905	1,648,905	1,702,572	1,702,572	1,674,290	1,674,290	1,674,290
702030 Holiday	48,989	0	0	0	0	0	0	0
702050 Annual Leave	90,575	0	0	0	0	0	0	0
702080 Sick Leave	27,112	0	0	0	0	0	0	0
702100 Retroactive	95	0	0	0	0	0	0	0
702140 Other Miscellaneous Salaries	0	0	0	0	0	7,560	0	0
702200 Death Leave	2,871	0	0	0	0	0	0	0
702360 Short Term Disability	11,021	0	0	0	0	0	0	0
712020 Overtime	5,062	17,000	17,000	17,000	17,000	17,000	17,000	17,000
712040 Holiday Overtime	85	0	0	0	0	0	0	0
	1,560,399	1,665,905	1,665,905	1,719,572	1,719,572	1,698,850	1,691,290	1,691,290
Fringe Benefits								
722740 Fringe Benefits	0	0	0	0	0	4,440	0	0
722750 Workers Compensation	3,470	4,080	4,080	3,942	3,942	3,747	3,747	3,747
722760 Group Life	6,175	5,873	5,873	5,873	5,873	4,841	4,841	4,841
722770 Retirement	476,678	625,076	625,076	668,658	668,658	549,410	549,410	549,410
722780 Hospitalization	262,645	331,103	331,103	331,103	331,103	317,024	317,024	317,024
722790 Social Security	107,119	118,694	118,694	118,525	118,525	121,039	121,039	121,039
722800 Dental	20,103	22,939	22,939	22,939	22,939	22,113	22,113	22,113
722810 Disability	4,187	4,792	4,792	4,792	4,792	22,781	22,781	22,781
722820 Unemployment Insurance	6,798	6,223	6,223	6,172	6,172	6,195	6,195	6,195
722850 Optical	1,030	1,277	1,277	1,277	1,277	2,086	2,086	2,086
722900 Fringe Benefit Adjustments	0	8,228	8,228	8,228	8,228	7,565	7,565	7,565
	888,205	1,128,285	1,128,285	1,171,509	1,171,509	1,061,241	1,056,801	1,056,801
Personnel	2,448,604	2,794,190	2,794,190	2,891,081	2,891,081	2,760,091	2,748,091	2,748,091
Operating Expenses								
Contractual Services								
730415 Court Reporter Services	1,923	4,000	4,000	4,000	4,000	4,000	4,000	4,000
730590 Employee Med Exams ADA	1,470	2,000	2,000	2,000	2,000	2,000	2,000	2,000
730611 Employees Medical Exams	31,054	37,000	37,000	37,000	37,000	37,000	37,000	37,000
730646 Equipment Maintenance	0	1,200	1,200	1,200	1,200	1,200	1,200	1,200

Department:	105 - Human Resources	OAKLAND COUNTY, MICHIGAN							
General Fund / General Purpose		FY2013 AND FY2014 AND FY2015 County Executive Budget Recommendation							

Account Number/Description	FY 2011 Actual	FY 2012		FY 2013 Amended Plan	FY 2014 Amended Plan	FY 2013 County Exec. Recommended	FY 2014 County Exec. Recommended	FY 2015 County Exec. Recommended	
		Adopted Budget	Amended Budget						
730681 Examination Material	19,979	48,000	48,000	48,000	48,000	48,000	48,000	48,000	
730709 Fees - Per Diems	1,200	13,500	13,500	13,500	13,500	13,500	13,500	13,500	
730772 Freight and Express	92	200	200	200	200	200	200	200	
731073 Legal Services	139,181	190,000	238,000	190,000	190,000	190,000	190,000	190,000	
731213 Membership Dues	7,030	14,795	14,795	14,795	12,295	14,795	12,295	12,295	
731339 Periodicals Books Publ Sub	2,038	5,200	5,200	5,200	5,200	5,200	5,200	5,200	
731346 Personal Mileage	646	4,052	4,052	4,052	4,052	4,052	4,052	4,052	
731388 Printing	2,715	10,200	10,200	10,200	10,200	10,200	10,200	10,200	
731458 Professional Services	18,106	47,000	72,000	47,000	47,000	47,000	47,000	47,000	
731570 Recruitment Expense	55,651	71,000	71,000	71,000	71,000	71,000	71,000	71,000	
731780 Software Support Maintenance	0	361	361	361	361	361	361	361	
732018 Travel and Conference	7,427	23,079	23,079	23,079	23,079	23,079	23,079	23,079	
732165 Workshops and Meeting	196	1,000	1,000	1,000	1,000	1,000	1,000	1,000	
	288,708	472,587	545,587	472,587	470,087	472,587	470,087	470,087	
Commodities									
750049 Computer Supplies	295	2,000	2,000	2,000	2,000	2,000	2,000	2,000	
750154 Expendable Equipment	0	4,000	4,000	4,000	4,000	4,000	4,000	4,000	
750392 Metered Postage	6,967	13,341	13,341	13,341	13,341	13,341	13,341	13,341	
750399 Office Supplies	12,810	13,966	13,966	13,966	13,966	13,966	13,966	13,966	
	20,072	33,307	33,307	33,307	33,307	33,307	33,307	33,307	
Operating Expenses	308,780	505,894	578,894	505,894	503,394	505,894	503,394	503,394	
Internal Support									
Internal Services									
770631 Bldg Space Cost Allocation	284,239	227,582	227,582	227,756	241,272	272,765	288,089	289,629	
770667 Convenience Copier	13,047	11,571	11,571	11,571	11,571	14,142	14,142	14,142	
772618 Equipment Rental	7,074	7,074	7,074	7,074	7,074	8,438	8,438	8,438	
773630 Info Tech Development	137,307	0	49,998	0	0	0	0	0	
774636 Info Tech Operations	492,060	384,866	384,866	381,792	382,909	347,232	348,475	348,475	
774677 Insurance Fund	2,184	2,182	2,182	2,182	2,182	2,184	2,184	2,184	
775667 Mail Room	4,361	0	0	0	0	0	0	0	
775754 Maintenance Department Charges	4,253	0	3,025	0	0	0	0	0	
776661 Motor Pool	0	200	200	200	200	200	200	200	
776666 Print Shop	2,301	0	0	0	0	0	0	0	
778675 Telephone Communications	35,356	37,934	37,934	37,934	37,934	35,238	35,238	35,238	
	982,183	671,409	724,432	668,509	683,142	680,199	696,766	698,306	
Internal Support	982,183	671,409	724,432	668,509	683,142	680,199	696,766	698,306	
Transfers/Other Sources (Uses)									
Transfers Out									
788001 Transfers Out	50,000	0	0	0	0	0	0	0	
	50,000	0	0	0	0	0	0	0	
Transfers/Other Sources (Uses)	50,000	0	0	0	0	0	0	0	
Grand Total Expenditures	3,789,566	3,971,493	4,097,516	4,065,484	4,077,617	3,946,184	3,948,251	3,949,791	

Department:	Human Resources	OAKLAND COUNTY, MICHIGAN							
Organization:	10501 - Human Resources Admin								
Fund:	10100 - General								
		FY2013 AND FY2014 AND FY2015 County Executive Budget Recommendation							

Account Number/Description	FY 2011 Actual	FY 2012		FY 2013 Amended Plan	FY 2014 Amended Plan	FY 2013 County Exec. Recommended	FY 2014 County Exec. Recommended	FY 2015 County Exec. Recommended
		Adopted Budget	Amended Budget					

Revenues									
Revenue									
Charges for Services									
631253	Miscellaneous	357	200	200	200	200	200	200	200
		357	200	200	200	200	200	200	200
Revenue		357	200	200	200	200	200	200	200
Grand Total Revenues		357	200	200	200	200	200	200	200

Expenditures									
Personnel									
Salaries									
702010	Salaries Regular	338,519	458,323	458,323	458,323	458,323	459,442	459,442	459,442
702030	Holiday	6,760	0	0	0	0	0	0	0
702050	Annual Leave	11,598	0	0	0	0	0	0	0
702080	Sick Leave	3,304	0	0	0	0	0	0	0
702140	Other Miscellaneous Salaries	0	0	0	0	0	1,890	0	0
702200	Death Leave	677	0	0	0	0	0	0	0
702360	Short Term Disability	4,457	0	0	0	0	0	0	0
712020	Overtime	682	0	0	0	0	0	0	0
		365,995	458,323	458,323	458,323	458,323	461,332	459,442	459,442
Fringe Benefits									
722740	Fringe Benefits	0	0	0	0	0	1,110	0	0
722750	Workers Compensation	810	1,026	1,026	1,026	1,026	1,028	1,028	1,028
722760	Group Life	1,462	1,850	1,850	1,850	1,850	1,412	1,412	1,412
722770	Retirement	110,308	188,621	188,621	188,621	188,621	140,710	140,710	140,710
722780	Hospitalization	53,909	88,108	88,108	88,108	88,108	84,624	84,624	84,624
722790	Social Security	22,191	34,062	34,062	34,062	34,062	34,353	34,353	34,353
722800	Dental	4,030	5,681	5,681	5,681	5,681	5,461	5,461	5,461
722810	Disability	928	1,370	1,370	1,370	1,370	6,652	6,652	6,652
722820	Unemployment Insurance	1,586	1,742	1,742	1,742	1,742	1,700	1,700	1,700
722850	Optical	182	343	343	343	343	546	546	546
		195,405	322,803	322,803	322,803	322,803	277,596	276,486	276,486
Personnel		561,401	781,126	781,126	781,126	781,126	738,928	735,928	735,928
Operating Expenses									
Contractual Services									
730415	Court Reporter Services	1,923	4,000	4,000	4,000	4,000	4,000	4,000	4,000
730590	Employee Med Exams ADA	1,470	2,000	2,000	2,000	2,000	2,000	2,000	2,000
730709	Fees - Per Diems	1,200	13,500	13,500	13,500	13,500	13,500	13,500	13,500
731073	Legal Services	139,181	190,000	238,000	190,000	190,000	190,000	190,000	190,000
731213	Membership Dues	5,840	12,095	12,095	12,095	9,595	12,095	9,595	9,595
731339	Periodicals Books Publ Sub	449	0	0	0	0	0	0	0

Department:	Human Resources	OAKLAND COUNTY, MICHIGAN
Organization:	10501 - Human Resources Admin	
Fund:	10100 - General	

FY2013 AND FY2014 AND FY2015 County Executive Budget Recommendation

Account Number/Description	FY 2011 Actual	FY 2012		FY 2013 Amended Plan	FY 2014 Amended Plan	FY 2013 County Exec. Recommended	FY 2014 County Exec. Recommended	FY 2015 County Exec. Recommended	
		Adopted Budget	Amended Budget						
731346 Personal Mileage	269	816	816	816	816	816	816	816	
731388 Printing	734	1,275	1,275	1,275	1,275	1,275	1,275	1,275	
731458 Professional Services	18,106	44,000	69,000	44,000	44,000	44,000	44,000	44,000	
732018 Travel and Conference	4,422	6,879	6,879	6,879	6,879	6,879	6,879	6,879	
732165 Workshops and Meeting	196	1,000	1,000	1,000	1,000	1,000	1,000	1,000	
	173,790	275,565	348,565	275,565	273,065	275,565	273,065	273,065	
Commodities									
750392 Metered Postage	6,967	13,341	13,341	13,341	13,341	13,341	13,341	13,341	
750399 Office Supplies	1,200	1,216	1,216	1,216	1,216	1,216	1,216	1,216	
	8,167	14,557	14,557	14,557	14,557	14,557	14,557	14,557	
Operating Expenses	181,957	290,122	363,122	290,122	287,622	290,122	287,622	287,622	
Internal Support									
Internal Services									
770631 Bldg Space Cost Allocation	33,561	26,872	26,872	26,892	28,488	32,206	34,016	34,197	
774677 Insurance Fund	153	152	152	152	152	153	153	153	
775667 Mail Room	4,361	0	0	0	0	0	0	0	
775754 Maintenance Department Charges	4,253	0	3,025	0	0	0	0	0	
776661 Motor Pool	0	200	200	200	200	200	200	200	
776666 Print Shop	423	0	0	0	0	0	0	0	
778675 Telephone Communications	1,848	2,008	2,008	2,008	2,008	1,808	1,808	1,808	
	44,599	29,232	32,257	29,252	30,848	34,367	36,177	36,358	
Internal Support	44,599	29,232	32,257	29,252	30,848	34,367	36,177	36,358	
Grand Total Expenditures	787,957	1,100,480	1,176,505	1,100,500	1,099,596	1,063,417	1,059,727	1,059,908	

Department:	Human Resources	OAKLAND COUNTY, MICHIGAN							
Organization:	10504 - HR - Workforce Management								
Fund:	10100 - General								
		FY2013 AND FY2014 AND FY2015 County Executive Budget Recommendation							

Account Number/Description	FY 2011 Actual	FY 2012		FY 2013 Amended Plan	FY 2014 Amended Plan	FY 2013 County Exec. Recommended	FY 2014 County Exec. Recommended	FY 2015 County Exec. Recommended
		Adopted Budget	Amended Budget					
Revenues								
Revenue								
Charges for Services								
631253 Miscellaneous	608	600	600	600	600	600	600	600
	608	600	600	600	600	600	600	600
Revenue	608	600	600	600	600	600	600	600
Grand Total Revenues	608	600	600	600	600	600	600	600

Expenditures

Personnel								
Salaries								
702010 Salaries Regular	940,759	1,077,448	1,077,448	1,131,115	1,131,115	1,101,714	1,101,714	1,101,714
702030 Holiday	38,548	0	0	0	0	0	0	0
702050 Annual Leave	71,982	0	0	0	0	0	0	0
702080 Sick Leave	21,967	0	0	0	0	0	0	0
702100 Retroactive	95	0	0	0	0	0	0	0
702140 Other Miscellaneous Salaries	0	0	0	0	0	5,355	0	0
702200 Death Leave	1,458	0	0	0	0	0	0	0
702360 Short Term Disability	6,565	0	0	0	0	0	0	0
712020 Overtime	4,380	17,000	17,000	17,000	17,000	17,000	17,000	17,000
712040 Holiday Overtime	85	0	0	0	0	0	0	0
	1,085,838	1,094,448	1,094,448	1,148,115	1,148,115	1,124,069	1,118,714	1,118,714
Fringe Benefits								
722740 Fringe Benefits	0	0	0	0	0	3,145	0	0
722750 Workers Compensation	2,417	2,621	2,621	2,483	2,483	2,466	2,466	2,466
722760 Group Life	4,256	3,674	3,674	3,674	3,674	3,135	3,135	3,135
722770 Retirement	329,565	394,310	394,310	437,892	437,892	369,382	369,382	369,382
722780 Hospitalization	198,908	236,685	236,685	236,685	236,685	226,341	226,341	226,341
722790 Social Security	77,479	77,057	77,057	76,888	76,888	79,111	79,111	79,111
722800 Dental	15,469	16,828	16,828	16,828	16,828	16,236	16,236	16,236
722810 Disability	2,979	3,145	3,145	3,145	3,145	14,743	14,743	14,743
722820 Unemployment Insurance	4,736	4,051	4,051	4,000	4,000	4,077	4,077	4,077
722850 Optical	792	901	901	901	901	1,495	1,495	1,495
722900 Fringe Benefit Adjustments	0	8,228	8,228	8,228	8,228	7,565	7,565	7,565
	636,601	747,500	747,500	790,724	790,724	727,696	724,551	724,551
Personnel	1,722,439	1,841,948	1,841,948	1,938,839	1,938,839	1,851,765	1,843,265	1,843,265
Operating Expenses								
Contractual Services								
730611 Employees Medical Exams	31,054	37,000	37,000	37,000	37,000	37,000	37,000	37,000
730646 Equipment Maintenance	0	1,100	1,100	1,100	1,100	1,100	1,100	1,100
730681 Examination Material	19,979	48,000	48,000	48,000	48,000	48,000	48,000	48,000

Department:	Human Resources	OAKLAND COUNTY, MICHIGAN
Organization:	10504 - HR - Workforce Management	
Fund:	10100 - General	
		FY2013 AND FY2014 AND FY2015 County Executive Budget Recommendation

Account Number/Description	FY 2011 Actual	FY 2012		FY 2013 Amended Plan	FY 2014 Amended Plan	FY 2013 County Exec. Recommended	FY 2014 County Exec. Recommended	FY 2015 County Exec. Recommended	
		Adopted Budget	Amended Budget						
730772 Freight and Express	92	200	200	200	200	200	200	200	
731213 Membership Dues	505	2,000	2,000	2,000	2,000	2,000	2,000	2,000	
731339 Periodicals Books Publ Sub	791	4,200	4,200	4,200	4,200	4,200	4,200	4,200	
731346 Personal Mileage	356	2,298	2,298	2,298	2,298	2,298	2,298	2,298	
731388 Printing	1,982	8,500	8,500	8,500	8,500	8,500	8,500	8,500	
731458 Professional Services	0	3,000	3,000	3,000	3,000	3,000	3,000	3,000	
731570 Recruitment Expense	55,651	71,000	71,000	71,000	71,000	71,000	71,000	71,000	
732018 Travel and Conference	880	10,000	10,000	10,000	10,000	10,000	10,000	10,000	
	111,289	187,298	187,298	187,298	187,298	187,298	187,298	187,298	
Commodities									
750049 Computer Supplies	295	2,000	2,000	2,000	2,000	2,000	2,000	2,000	
750154 Expendable Equipment	0	2,000	2,000	2,000	2,000	2,000	2,000	2,000	
750399 Office Supplies	9,483	7,497	7,497	7,497	7,497	7,497	7,497	7,497	
	9,778	11,497	11,497	11,497	11,497	11,497	11,497	11,497	
Operating Expenses	121,067	198,795	198,795	198,795	198,795	198,795	198,795	198,795	
Internal Support									
Internal Services									
770631 Bldg Space Cost Allocation	105,527	84,492	84,492	84,557	89,575	101,267	106,956	107,528	
770667 Convenience Copier	13,019	11,511	11,511	11,511	11,511	14,142	14,142	14,142	
772618 Equipment Rental	7,074	7,074	7,074	7,074	7,074	8,438	8,438	8,438	
773630 Info Tech Development	137,307	0	49,998	0	0	0	0	0	
774636 Info Tech Operations	492,060	384,866	384,866	381,792	382,909	347,232	348,475	348,475	
774677 Insurance Fund	948	948	948	948	948	948	948	948	
776666 Print Shop	1,878	0	0	0	0	0	0	0	
778675 Telephone Communications	20,169	22,021	22,021	22,021	22,021	19,716	19,716	19,716	
	777,982	510,912	560,910	507,903	514,038	491,743	498,675	499,247	
Internal Support	777,982	510,912	560,910	507,903	514,038	491,743	498,675	499,247	
Grand Total Expenditures	2,621,488	2,551,655	2,601,653	2,645,537	2,651,672	2,542,303	2,540,735	2,541,307	

Department:	Human Resources	OAKLAND COUNTY, MICHIGAN
Organization:	10505 - HR - Benefits Administration	
Fund:	10100 - General	
		FY2013 AND FY2014 AND FY2015 County Executive Budget Recommendation

Account Number/Description	FY 2011 Actual	FY 2012		FY 2013 Amended Plan	FY 2014 Amended Plan	FY 2013 County Exec. Recommended	FY 2014 County Exec. Recommended	FY 2015 County Exec. Recommended
		Adopted Budget	Amended Budget					

Grand Total Revenues

Expenditures

Personnel

Salaries

702010	Salaries Regular	95,312	113,134	113,134	113,134	113,134	113,134	113,134	113,134
702030	Holiday	3,682	0	0	0	0	0	0	0
702050	Annual Leave	6,995	0	0	0	0	0	0	0
702080	Sick Leave	1,841	0	0	0	0	0	0	0
702140	Other Miscellaneous Salaries	0	0	0	0	315	0	0	0
702200	Death Leave	736	0	0	0	0	0	0	0
		108,566	113,134	113,134	113,134	113,449	113,134	113,134	113,134

Fringe Benefits

722740	Fringe Benefits	0	0	0	0	185	0	0	0
722750	Workers Compensation	243	433	433	433	253	253	253	253
722760	Group Life	457	349	349	349	294	294	294	294
722770	Retirement	36,805	42,145	42,145	42,145	39,318	39,318	39,318	39,318
722780	Hospitalization	9,829	6,310	6,310	6,310	6,059	6,059	6,059	6,059
722790	Social Security	7,449	7,575	7,575	7,575	7,575	7,575	7,575	7,575
722800	Dental	604	430	430	430	416	416	416	416
722810	Disability	279	277	277	277	1,386	1,386	1,386	1,386
722820	Unemployment Insurance	476	430	430	430	418	418	418	418
722850	Optical	57	33	33	33	45	45	45	45
		56,199	57,982	57,982	57,982	55,949	55,764	55,764	55,764
		164,764	171,116	171,116	171,116	169,398	168,898	168,898	168,898

Personnel

Operating Expenses

Contractual Services

730646	Equipment Maintenance	0	100	100	100	100	100	100	100
731213	Membership Dues	685	700	700	700	700	700	700	700
731339	Periodicals Books Publ Sub	798	1,000	1,000	1,000	1,000	1,000	1,000	1,000
731346	Personal Mileage	21	938	938	938	938	938	938	938
731388	Printing	0	425	425	425	425	425	425	425
731780	Software Support Maintenance	0	361	361	361	361	361	361	361
732018	Travel and Conference	2,124	6,200	6,200	6,200	6,200	6,200	6,200	6,200
		3,628	9,724	9,724	9,724	9,724	9,724	9,724	9,724

Commodities

750154	Expendable Equipment	0	2,000	2,000	2,000	2,000	2,000	2,000	2,000
750399	Office Supplies	2,127	5,253	5,253	5,253	5,253	5,253	5,253	5,253
		2,127	7,253	7,253	7,253	7,253	7,253	7,253	7,253

Operating Expenses

Internal Support

		5,755	16,977	16,977	16,977	16,977	16,977	16,977	16,977
--	--	--------------	---------------	---------------	---------------	---------------	---------------	---------------	---------------

Department:	Human Resources	OAKLAND COUNTY, MICHIGAN
Organization:	10505 - HR - Benefits Administration	
Fund:	10100 - General	

FY2013 AND FY2014 AND FY2015 County Executive Budget Recommendation

Account Number/Description	FY 2011 Actual	FY 2012		FY 2013 Amended Plan	FY 2014 Amended Plan	FY 2013 County Exec. Recommended	FY 2014 County Exec. Recommended	FY 2015 County Exec. Recommended
		Adopted Budget	Amended Budget					
Internal Services								
770631 Bldg Space Cost Allocation	145,151	116,218	116,218	116,307	123,209	139,292	147,117	147,904
770667 Convenience Copier	29	60	60	60	60	0	0	0
774677 Insurance Fund	1,083	1,082	1,082	1,082	1,082	1,083	1,083	1,083
778675 Telephone Communications	13,339	13,905	13,905	13,905	13,905	13,714	13,714	13,714
	159,602	131,265	131,265	131,354	138,256	154,089	161,914	162,701
Internal Support	159,602	131,265	131,265	131,354	138,256	154,089	161,914	162,701
Transfers/Other Sources (Uses)								
Transfers Out								
788001 Transfers Out	50,000	0	0	0	0	0	0	0
	50,000	0	0	0	0	0	0	0
Transfers/Other Sources (Uses)	50,000	0	0	0	0	0	0	0
Grand Total Expenditures	380,121	319,358	319,358	319,447	326,349	340,464	347,789	348,576

Department:	106 - Health and Human Services	OAKLAND COUNTY, MICHIGAN							
General Fund / General Purpose		FY2013 AND FY2014 AND FY2015 County Executive Budget Recommendation							

Account Number/Description	FY 2011 Actual	FY 2012		FY 2013 Amended Plan	FY 2014 Amended Plan	FY 2013 County Exec. Recommended	FY 2014 County Exec. Recommended	FY 2015 County Exec. Recommended
		Adopted Budget	Amended Budget					

Revenues

Revenue		FY 2011 Actual	FY 2012 Adopted Budget	FY 2012 Amended Budget	FY 2013 Amended Plan	FY 2014 Amended Plan	FY 2013 County Exec. Recommended	FY 2014 County Exec. Recommended	FY 2015 County Exec. Recommended
Federal Grants									
610210	Disaster Control Fed Subsidy	51,656	40,000	40,000	40,000	40,000	40,000	40,000	40,000
610313	Federal Operating Grants	218,473	30,728	310,527	30,728	30,728	34,738	30,728	30,728
610516	Refunds School Meals	325,657	300,000	300,000	300,000	300,000	300,000	300,000	300,000
		<u>595,786</u>	<u>370,728</u>	<u>650,527</u>	<u>370,728</u>	<u>370,728</u>	<u>374,738</u>	<u>370,728</u>	<u>370,728</u>
State Grants									
615571	State Operating Grants	1,604,328	1,666,509	1,645,562	1,152,993	1,152,993	1,135,767	1,135,767	1,135,767
615675	Health State Subsidy	3,386,748	3,386,748	3,386,748	3,386,748	3,386,748	3,239,719	3,239,719	3,239,719
		<u>4,991,076</u>	<u>5,053,257</u>	<u>5,032,310</u>	<u>4,539,741</u>	<u>4,539,741</u>	<u>4,375,486</u>	<u>4,375,486</u>	<u>4,375,486</u>
Other Intergovern. Revenues									
625558	Local Match	118,752	54,000	54,000	54,000	54,000	54,000	54,000	54,000
		<u>118,752</u>	<u>54,000</u>	<u>54,000</u>	<u>54,000</u>	<u>54,000</u>	<u>54,000</u>	<u>54,000</u>	<u>54,000</u>
Charges for Services									
630014	Administration Fees	25,201	67,085	67,085	67,085	67,085	67,085	67,085	67,085
630135	Bac-T Test	0	41,142	41,142	41,142	41,142	41,142	41,142	41,142
630140	Board and Care	594,880	350,000	350,000	350,000	350,000	350,000	350,000	350,000
630154	Bodies Disinter or Reinter	700	500	500	500	500	500	500	500
630175	Campground License Fees	1,963	2,000	2,000	2,000	2,000	2,000	2,000	2,000
630224	Child Care State Aid	2,286,996	2,286,996	2,286,996	2,286,996	2,286,996	2,286,996	2,286,996	2,286,996
630259	Class Fees	26,525	18,600	21,100	19,100	19,100	19,100	19,100	19,100
630273	Clinic Charges	0	244,000	244,000	244,000	244,000	244,000	244,000	244,000
630371	Copier Charges	7	0	0	0	0	0	0	0
630406	Court Service Fees Probation	406	500	500	500	500	500	500	500
630511	Dental Service Fees Outside	121,505	140,000	140,000	140,000	140,000	0	0	0
630518	Dental Services Fees	8,520	6,000	6,000	6,000	6,000	6,000	6,000	6,000
630525	Diff Between Chg and Init Pay	(126,758)	(60,000)	(60,000)	(60,000)	(60,000)	(60,000)	(60,000)	(60,000)
630574	Duplicate Record Fees	968	1,587	1,587	1,587	1,587	1,787	1,787	1,787
630595	Education Fees	41,711	65,000	65,000	65,000	65,000	65,000	65,000	65,000
630602	Educational Training	165	0	0	0	0	0	0	0
630742	Flu 3rd Party	143,284	170,000	170,000	170,000	170,000	170,000	170,000	170,000
630749	Flu Vaccine Fees	178,613	355,000	355,000	355,000	355,000	305,000	305,000	305,000
630770	Food Plan Reviews	43,305	35,716	35,716	35,716	35,716	35,716	35,716	35,716
630777	Food Service Licenses	1,129,897	1,070,000	1,070,000	1,070,000	1,070,000	1,090,000	1,090,000	1,090,000
630882	Hepatitis Vaccine	70,421	101,297	101,297	101,297	101,297	101,297	101,297	101,297
630898	HPV Vaccine	6,667	12,000	12,000	12,000	12,000	12,000	12,000	12,000
630917	Immunizations	172,556	179,700	179,700	179,700	179,700	179,700	179,700	179,700
630966	Inspection Fees	172,248	112,453	112,453	112,453	112,453	112,453	112,453	112,453
631022	Laboratory Charges	39,356	36,000	36,000	36,000	36,000	21,000	21,000	21,000
631092	Licensed Fac Inspect 3rd Party	17,630	13,000	13,000	13,000	13,000	13,000	13,000	13,000
631099	Licensed Facility Inspections	21,020	40,000	40,000	40,000	40,000	40,000	40,000	40,000
631106	Licenses	6,900	5,250	10,250	10,250	10,250	10,250	10,250	10,250

Department:	106 - Health and Human Services	OAKLAND COUNTY, MICHIGAN						
General Fund / General Purpose		FY2013 AND FY2014 AND FY2015 County Executive Budget Recommendation						

Account Number/Description	FY 2011 Actual	FY 2012		FY 2013 Amended Plan	FY 2014 Amended Plan	FY 2013 County Exec. Recommended	FY 2014 County Exec. Recommended	FY 2015 County Exec. Recommended
		Adopted Budget	Amended Budget					
631171	MCV4 Vaccine	0	42,400	42,400	42,400	42,400	42,400	42,400
631204	Medical Records	20	100	100	100	100	100	100
631253	Miscellaneous	4,991	8,900	8,900	8,900	8,900	8,900	8,900
631400	On Site Sewerage Permits	111,090	60,000	73,447	60,000	60,000	90,000	90,000
631421	Ordinance Fines and Costs	750	0	0	0	0	0	0
631435	Out County Board and Care	555,171	250,000	250,000	250,000	274,800	274,800	274,800
631459	Partial Chem Test	0	10,090	10,090	10,090	10,090	10,090	10,090
631505	Permits	11,144	8,000	8,000	8,000	8,000	8,000	8,000
631547	Plan Review Fees	11,835	7,000	7,000	7,000	7,000	7,000	7,000
631561	Pneumo Vax	3,569	5,025	5,025	5,025	5,025	5,025	5,025
631568	Pneumo Vax 3rd Party	7,351	6,000	6,000	6,000	6,000	6,000	6,000
631659	Rabies Vaccine Fees	25,329	33,900	33,900	33,900	33,900	33,900	33,900
631673	Radon Testing	11,860	16,000	16,000	16,000	16,000	16,000	16,000
631771	Reimb 3rd Party	0	20,000	20,000	20,000	20,000	20,000	20,000
631799	Reimb Contracts	0	0	2,610	0	0	0	0
631827	Reimb General	16,761	0	0	0	0	0	0
631862	Reimb Postage	0	443	443	443	443	443	443
631869	Reimb Salaries	94,079	58,000	58,000	58,000	78,000	78,000	78,000
632044	Sanitary Code Appeals Fee	2,850	3,800	3,800	3,800	3,800	3,800	3,800
632191	Subdivision Control Plats	425	700	700	700	700	700	700
632255	TB Tests	0	36,900	36,900	36,900	36,900	36,900	36,900
632257	Tdap Vaccine Fees	33,734	23,500	23,500	23,500	30,000	30,000	30,000
632261	Temporary Licenses	0	50	50	50	50	50	50
632464	Water Sample Tests	1,652	2,500	2,500	2,500	2,500	2,500	2,500
632485	Wells	120,631	105,000	105,000	105,000	105,000	105,000	105,000
632513	X Rays	43,292	50,000	50,000	50,000	0	0	0
		6,041,219	6,042,134	6,065,691	6,047,634	6,047,634	5,894,134	5,894,134
Other Revenues								
670114	Cash Overages	79	0	0	0	0	0	0
670228	County Auction	3,742	0	0	0	0	0	0
670456	Prior Years Adjustments	34,069	0	0	0	0	0	0
670513	Prior Years Revenue	2,475	0	0	0	0	0	0
670570	Refund Prior Years Expenditure	2,099	0	0	0	0	0	0
		42,464	0	0	0	0	0	0
Revenue		11,789,297	11,520,119	11,802,528	11,012,103	11,012,103	10,698,358	10,694,348
Grand Total Revenues		11,789,297	11,520,119	11,802,528	11,012,103	11,012,103	10,698,358	10,694,348

Expenditures

Personnel

Salaries

702010	Salaries Regular	19,196,632	22,546,319	22,671,681	22,544,797	22,544,797	22,194,387	22,194,828	22,195,274
702030	Holiday	700,296	0	0	0	0	0	0	0
702050	Annual Leave	1,322,577	0	0	0	0	0	0	0
702080	Sick Leave	410,967	0	0	0	0	0	0	0

Department:	106 - Health and Human Services	OAKLAND COUNTY, MICHIGAN						
General Fund / General Purpose		FY2013 AND FY2014 AND FY2015 County Executive Budget Recommendation						

Account Number/Description	FY 2011 Actual	FY 2012		FY 2013 Amended Plan	FY 2014 Amended Plan	FY 2013 County Exec. Recommended	FY 2014 County Exec. Recommended	FY 2015 County Exec. Recommended	
		Adopted Budget	Amended Budget						
702100	Retroactive	472	0	0	0	0	0	0	
702120	Jury Duty	4,710	0	0	0	0	0	0	
702130	Shift Premium	59,264	0	0	0	0	0	0	
702140	Other Miscellaneous Salaries	32,140	0	0	0	132,615	0	0	
702190	Workers Compensation Pay	25,329	0	0	0	0	0	0	
702200	Death Leave	25,689	0	0	0	0	0	0	
702210	Holiday Leave	41,632	0	0	0	0	0	0	
702270	Salaries Reimbursement	(277)	0	0	0	0	0	0	
702360	Short Term Disability	300,653	0	0	0	0	0	0	
712020	Overtime	382,192	452,102	452,102	452,102	452,102	452,102	452,102	
712040	Holiday Overtime	142,953	160,000	160,000	160,000	160,000	160,000	160,000	
712090	On Call	29,039	21,000	21,000	21,000	21,000	21,000	21,000	
		22,674,268	23,179,421	23,304,783	23,177,899	23,177,899	22,960,104	22,827,930	22,828,376
Fringe Benefits									
722740	Fringe Benefits	0	0	69,580	0	0	77,885	0	0
722750	Workers Compensation	462,132	462,190	461,800	461,410	463,079	463,084	463,090	
722760	Group Life	91,015	80,045	80,048	80,050	64,849	64,850	64,852	
722770	Retirement	6,976,047	8,517,175	8,516,489	8,515,804	7,886,029	7,886,196	7,886,364	
722780	Hospitalization	4,477,822	5,719,152	5,719,152	5,719,152	5,557,073	5,557,213	5,557,354	
722790	Social Security	1,541,979	1,644,444	1,644,386	1,644,327	1,644,327	1,623,384	1,623,418	1,623,452
722800	Dental	338,782	383,625	383,625	383,625	368,704	368,712	368,719	
722810	Disability	62,245	69,147	69,146	69,144	304,344	304,350	304,357	
722820	Unemployment Insurance	98,501	85,731	85,726	85,721	82,071	82,073	82,074	
722850	Optical	18,980	24,038	24,038	24,038	38,118	38,119	38,120	
722900	Fringe Benefit Adjustments	0	306,422	306,422	306,422	281,731	281,731	281,731	
722990	Reimbursement Fringe Benefits	(110)	0	0	0	0	0	0	
		14,067,395	17,291,969	17,360,412	17,289,693	17,289,693	16,747,267	16,669,746	16,670,113
		36,741,663	40,471,390	40,665,195	40,467,592	40,467,592	39,707,371	39,497,676	39,498,489
Personnel									
Operating Expenses									
Contractual Services									
730044	Adj Prior Years Revenue	(23,999)	0	0	0	0	0	0	0
730072	Advertising	1,449	9,600	9,600	9,600	9,600	9,600	9,600	9,600
730079	Ambulance	0	3,600	3,600	3,600	3,600	3,600	3,600	
730114	Auction Expense	92	0	0	0	0	0	0	
730128	Barber Services	5,166	8,000	8,000	8,000	8,000	8,000	8,000	
730240	Cash Shortage	38	0	0	0	0	0	0	
730282	Child Abuse Neglect Council	87,500	110,000	110,000	110,000	110,000	110,000	110,000	
730324	Communications	13,578	17,400	17,400	17,400	14,400	14,400	14,400	
730373	Contracted Services	81,146	127,384	154,393	127,384	127,384	127,384	127,384	
730555	Education Programs	13,390	42,000	42,000	42,000	42,000	42,000	42,000	
730562	Electrical Service	18,397	21,000	21,000	21,000	21,000	24,000	24,000	
730611	Employees Medical Exams	22,008	36,672	36,672	36,672	36,672	36,672	36,672	
730646	Equipment Maintenance	30,640	75,776	75,776	75,776	75,776	75,776	75,776	
730709	Fees - Per Diems	6,840	4,700	4,700	4,700	4,700	4,700	4,700	
730716	Fees Civil Service	9,960	9,960	9,960	9,960	9,960	9,960	9,960	

Department:	106 - Health and Human Services	OAKLAND COUNTY, MICHIGAN							
General Fund / General Purpose		FY2013 AND FY2014 AND FY2015 County Executive Budget Recommendation							

Account Number/Description	FY 2011 Actual	FY 2012		FY 2013 Amended Plan	FY 2014 Amended Plan	FY 2013 County Exec. Recommended	FY 2014 County Exec. Recommended	FY 2015 County Exec. Recommended
		Adopted Budget	Amended Budget					
730758 Foster Boarding Homes	92,189	400,000	400,000	400,000	400,000	400,000	400,000	400,000
730765 Foster Care Social Service	0	2,000	2,000	2,000	2,000	2,000	2,000	2,000
730772 Freight and Express	3,473	4,000	4,000	4,000	4,000	4,000	4,000	4,000
730863 Hospital and Doctors-Indigents	1,000,000	1,000,000	1,000,000	1,000,000	1,000,000	1,000,000	250,000	0
730870 Hospitalization	10,155	21,000	21,000	21,000	21,000	21,000	21,000	21,000
730912 Human Services Agency	814,200	894,200	894,200	894,200	894,200	894,200	894,200	894,200
730919 Independent Living	539,547	884,592	884,592	884,592	884,592	884,592	884,592	884,592
730926 Indirect Costs	40,742	35,758	52,937	0	0	0	0	0
730940 Insurance	312,419	0	0	0	0	0	0	0
730982 Interpreter Fees	23,051	23,500	27,262	20,000	20,000	20,000	20,000	20,000
731017 Juvenile Detention-Outside Co	0	500	500	500	500	500	500	500
731031 Laboratory Fees	0	2,000	2,000	2,000	2,000	2,000	2,000	2,000
731059 Laundry and Cleaning	18,155	30,900	27,251	30,900	30,900	30,900	30,900	30,900
731101 Library Continuations	0	89	89	89	89	89	89	89
731115 Licenses and Permits	5,186	13,982	13,982	13,982	13,982	13,982	13,982	13,982
731150 Maintenance Contract	81,977	68,860	68,860	68,860	68,860	68,860	68,860	68,860
731199 Medical Services Physicians	29,645	50,000	53,030	50,000	50,000	50,000	50,000	50,000
731213 Membership Dues	19,292	29,305	29,305	29,305	29,305	29,305	29,305	29,305
731241 Miscellaneous	19,876	19,816	19,816	19,816	19,816	19,816	19,816	19,816
731318 Optical Expense	4,128	3,000	3,000	3,000	3,000	3,000	3,000	3,000
731339 Periodicals Books Publ Sub	4,342	4,400	4,400	4,400	4,400	4,400	4,400	4,400
731346 Personal Mileage	319,696	353,831	360,893	347,981	347,981	347,981	347,981	347,981
731388 Printing	60,182	121,405	121,705	120,655	120,655	120,655	120,655	120,655
731409 Priv Institutions Foster Care	884,070	1,550,000	1,550,000	1,550,000	1,550,000	1,550,000	1,550,000	1,550,000
731416 Priv Institutions Residential	1,064,281	2,555,356	2,555,356	2,555,356	2,555,356	2,555,356	2,555,356	2,555,356
731423 Private Institutions	2,212,963	2,161,000	2,161,000	2,161,000	2,161,000	2,161,000	2,161,000	2,161,000
731458 Professional Services	304,473	752,955	1,088,325	752,955	752,955	695,000	695,000	695,000
731493 Psychological Testing	53,285	70,000	70,000	70,000	70,000	70,000	70,000	70,000
731682 Satellite Centers	1,068,362	1,820,000	5,474,428	1,820,000	1,820,000	1,820,000	1,820,000	1,820,000
731773 Software Rental Lease Purchase	0	0	86,110	0	0	0	0	0
731780 Software Support Maintenance	6,300	19,000	19,000	19,000	19,000	19,000	19,000	19,000
731818 Special Event Program	1,600	1,600	1,600	1,600	1,600	1,600	1,600	1,600
731878 Sublet Repairs	256	0	0	0	0	0	0	0
731892 TB Cases Outside	0	5,000	5,000	5,000	5,000	20,178	20,178	20,178
731899 Teachers Services and Expense	2,522,948	2,522,948	2,522,948	2,522,948	2,522,948	2,522,948	2,522,948	2,522,948
731906 Testing Services	14,605	20,000	20,000	20,000	20,000	20,000	20,000	20,000
731941 Training	947	12,659	12,659	4,100	4,100	4,100	4,100	4,100
731997 Transportation of Clients	314	96	5,138	0	0	2,400	2,400	2,400
732011 Transportation Service	0	11,500	11,500	11,500	11,500	11,500	11,500	11,500
732018 Travel and Conference	23,465	35,847	35,847	35,847	35,847	35,847	35,847	35,847
732020 Travel Employee Taxable Meals	307	0	0	0	0	0	0	0
732088 Vocational Training	8,877	8,000	8,000	8,000	8,000	8,000	8,000	8,000
732165 Workshops and Meeting	2,347	3,500	3,500	3,500	3,500	3,500	3,500	3,500
	11,833,858	15,978,691	20,114,334	15,924,178	15,924,178	15,883,801	15,133,801	14,883,801

Non-Departmental

Department:	106 - Health and Human Services	OAKLAND COUNTY, MICHIGAN							
General Fund / General Purpose		FY2013 AND FY2014 AND FY2015 County Executive Budget Recommendation							

Account Number/Description	FY 2011 Actual	FY 2012		FY 2013 Amended Plan	FY 2014 Amended Plan	FY 2013 County Exec. Recommended	FY 2014 County Exec. Recommended	FY 2015 County Exec. Recommended	
		Adopted Budget	Amended Budget						
740006 Area Agency on Aging	80,472	80,472	80,472	80,472	80,472	80,472	80,472	80,472	
740184 West Nile Virus	127,405	300,000	300,000	300,000	300,000	191,000	191,000	191,000	
	207,877	380,472	380,472	380,472	380,472	271,472	271,472	271,472	
Commodities									
750021 Bedding and Linen	13,192	13,000	18,455	13,000	13,000	13,000	13,000	13,000	
750049 Computer Supplies	5,347	1,000	1,000	1,000	1,000	1,000	1,000	1,000	
750056 Culinary Supplies	11,994	12,400	12,400	12,400	12,400	12,400	12,400	12,400	
750063 Custodial Supplies	69,346	88,400	88,400	88,400	88,400	88,400	88,400	88,400	
750077 Disaster Supplies	3,314	2,500	2,500	2,500	2,500	2,500	2,500	2,500	
750112 Drugs	117,515	141,600	146,100	141,600	141,600	166,600	166,600	166,600	
750119 Dry Goods and Clothing	19,218	20,000	20,000	20,000	20,000	20,000	20,000	20,000	
750154 Expendable Equipment	3,272	0	40,000	0	0	0	0	0	
750168 FA Proprietary Equipment Exp	0	43,150	43,150	43,150	43,150	43,150	43,150	43,150	
750170 Other Expendable Equipment	3,072	1,000	1,000	1,000	1,000	1,000	1,000	1,000	
750182 Film and Processing	0	217	217	217	217	217	217	217	
750245 Incentives	9,815	15,000	22,200	15,000	15,000	15,000	15,000	15,000	
750280 Laboratory Supplies	255,307	285,000	285,000	285,000	285,000	278,331	278,331	278,331	
750294 Material and Supplies	2,908	2,000	1,000	1,000	1,000	0	0	0	
750301 Medical Supplies	76,700	103,022	103,022	102,947	102,947	102,947	102,947	102,947	
750392 Metered Postage	24,328	55,551	55,551	55,551	55,551	55,551	55,551	55,551	
750399 Office Supplies	123,574	121,068	121,368	120,268	120,268	120,268	120,268	120,268	
750427 Photographic Supplies	592	1,000	1,000	1,000	1,000	1,000	1,000	1,000	
750448 Postage-Standard Mailing	406	3,620	3,692	3,520	3,520	3,520	3,520	3,520	
750462 Provisions	470,019	520,000	520,000	520,000	520,000	520,000	520,000	520,000	
750476 Recreation Supplies	8,804	9,900	9,900	9,900	9,900	9,900	9,900	9,900	
750490 Security Supplies	9,096	26,000	33,709	26,000	26,000	26,000	26,000	26,000	
750539 Testing Materials	7,446	10,480	10,480	10,480	10,480	10,480	10,480	10,480	
750560 Toilet Articles	10,107	10,000	10,000	10,000	10,000	10,000	10,000	10,000	
750567 Training-Educational Supplies	66,014	75,939	82,923	71,439	71,439	71,439	71,439	71,439	
750581 Uniforms	12,543	17,080	17,080	17,080	17,080	17,080	17,080	17,080	
750588 Vaccines	713,627	700,000	700,000	700,000	700,000	700,000	700,000	700,000	
750595 X-Ray Supplies	3,064	11,300	11,300	11,300	11,300	11,300	11,300	11,300	
	2,040,619	2,290,227	2,361,446	2,283,752	2,283,752	2,301,083	2,301,083	2,301,083	
Capital Outlay									
760126 Capital Outlay Miscellaneous	362	0	0	0	0	0	0	0	
760182 Tornado Siren Equip	114,287	72,000	72,000	72,000	72,000	72,000	72,000	72,000	
	114,649	72,000	72,000	72,000	72,000	72,000	72,000	72,000	
Operating Expenses	14,197,003	18,721,390	22,928,252	18,660,402	18,660,402	18,528,356	17,778,356	17,528,356	
Internal Support									
Internal Services									
770631 Bldg Space Cost Allocation	3,605,696	3,523,491	3,523,491	3,526,187	3,735,446	3,503,637	3,700,470	3,720,265	
770667 Convenience Copier	47,373	52,879	53,026	52,679	52,679	36,975	36,975	36,975	
772618 Equipment Rental	31,535	156,086	156,086	156,086	156,086	57,667	57,667	57,667	
773535 Info Tech CLEMIS	23,811	24,637	24,637	25,503	26,413	24,769	25,641	26,558	

Department:	106 - Health and Human Services	OAKLAND COUNTY, MICHIGAN							
General Fund / General Purpose		FY2013 AND FY2014 AND FY2015 County Executive Budget Recommendation							

Account Number/Description	FY 2011 Actual	FY 2012		FY 2013 Amended Plan	FY 2014 Amended Plan	FY 2013 County Exec. Recommended	FY 2014 County Exec. Recommended	FY 2015 County Exec. Recommended
		Adopted Budget	Amended Budget					
773630 Info Tech Development	754,471	0	367,811	0	0	0	0	0
774636 Info Tech Operations	2,069,184	2,002,404	2,004,691	2,004,353	2,014,155	1,703,890	1,709,986	1,709,986
774677 Insurance Fund	44,757	51,604	51,989	50,104	50,104	50,549	51,709	52,710
775667 Mail Room	23,949	0	0	0	0	0	0	0
775754 Maintenance Department Charges	136,006	0	106,048	0	0	0	0	0
776659 Motor Pool Fuel Charges	21,252	20,200	20,200	20,200	20,200	22,500	22,500	22,500
776661 Motor Pool	82,715	80,610	80,610	80,610	80,610	83,110	83,110	83,110
776666 Print Shop	2,876	0	0	0	0	0	0	0
777560 Radio Communications	60,307	60,238	60,238	60,238	60,238	72,062	72,062	72,062
778675 Telephone Communications	364,762	379,593	380,253	376,545	376,545	356,560	356,560	356,560
	7,268,694	6,351,742	6,829,079	6,352,505	6,572,476	5,911,719	6,116,680	6,138,393
Internal Support	7,268,694	6,351,742	6,829,079	6,352,505	6,572,476	5,911,719	6,116,680	6,138,393
Transfers/Other Sources (Uses)								
Transfers Out								
788001 Transfers Out	621,573	248,000	280,732	0	0	8,640	8,640	8,640
	621,573	248,000	280,732	0	0	8,640	8,640	8,640
Transfers/Other Sources (Uses)	621,573	248,000	280,732	0	0	8,640	8,640	8,640
Grand Total Expenditures	58,828,933	65,792,522	70,703,258	65,480,499	65,700,470	64,156,086	63,401,352	63,173,878

Department:	10601 - Health and Human Serv Admin	OAKLAND COUNTY, MICHIGAN						
General Fund / General Purpose		FY2013 AND FY2014 AND FY2015 County Executive Budget Recommendation						

Account Number/Description	FY 2011 Actual	FY 2012		FY 2013 Amended Plan	FY 2014 Amended Plan	FY 2013 County Exec. Recommended	FY 2014 County Exec. Recommended	FY 2015 County Exec. Recommended
		Adopted Budget	Amended Budget					

Revenues

Revenue									
Charges for Services									
631827	Reimb General	16,761	0	0	0	0	0	0	0
		16,761	0	0	0	0	0	0	0
		16,761	0	0	0	0	0	0	0
Grand Total Revenues		16,761	0	0	0	0	0	0	0

Expenditures

Personnel									
Salaries									
702010	Salaries Regular	135,732	135,212	135,212	135,212	135,212	135,212	135,212	135,212
702140	Other Miscellaneous Salaries	0	0	0	0	0	315	0	0
		135,732	135,212	135,212	135,212	135,212	135,527	135,212	135,212
Fringe Benefits									
722740	Fringe Benefits	0	0	0	0	0	185	0	0
722750	Workers Compensation	304	303	303	303	303	303	303	303
722760	Group Life	644	448	448	448	448	414	414	414
722770	Retirement	36,724	43,741	43,741	43,741	43,741	40,293	40,293	40,293
722780	Hospitalization	16,932	19,098	19,098	19,098	19,098	13,973	13,973	13,973
722790	Social Security	8,546	8,582	8,582	8,582	8,582	8,787	8,787	8,787
722800	Dental	1,313	1,373	1,373	1,373	1,373	762	762	762
722810	Disability	379	344	344	344	344	1,958	1,958	1,958
722820	Unemployment Insurance	595	514	514	514	514	500	500	500
722850	Optical	24	26	26	26	26	67	67	67
		65,462	74,429	74,429	74,429	74,429	67,242	67,057	67,057
Personnel		201,194	209,641	209,641	209,641	209,641	202,769	202,269	202,269
Operating Expenses									
Contractual Services									
730282	Child Abuse Neglect Council	87,500	110,000	110,000	110,000	110,000	110,000	110,000	110,000
730709	Fees - Per Diems	4,750	2,700	2,700	2,700	2,700	2,700	2,700	2,700
730758	Foster Boarding Homes	92,189	400,000	400,000	400,000	400,000	400,000	400,000	400,000
730765	Foster Care Social Service	0	2,000	2,000	2,000	2,000	2,000	2,000	2,000
730863	Hospital and Doctors-Indigents	1,000,000	1,000,000	1,000,000	1,000,000	1,000,000	1,000,000	250,000	0
730912	Human Services Agency	814,200	894,200	894,200	894,200	894,200	894,200	894,200	894,200
730919	Independent Living	539,547	884,592	884,592	884,592	884,592	884,592	884,592	884,592
730940	Insurance	312,419	0	0	0	0	0	0	0
731213	Membership Dues	5,637	6,705	6,705	6,705	6,705	6,705	6,705	6,705
731241	Miscellaneous	19,816	19,816	19,816	19,816	19,816	19,816	19,816	19,816
731339	Periodicals Books Publ Sub	306	0	0	0	0	0	0	0
731346	Personal Mileage	39	1,073	1,073	1,073	1,073	1,073	1,073	1,073
731388	Printing	0	173	173	173	173	173	173	173

Department:	10601 - Health and Human Serv Admin	OAKLAND COUNTY, MICHIGAN							
General Fund / General Purpose		FY2013 AND FY2014 AND FY2015 County Executive Budget Recommendation							

Account Number/Description	FY 2011 Actual	FY 2012		FY 2013 Amended Plan	FY 2014 Amended Plan	FY 2013 County Exec. Recommended	FY 2014 County Exec. Recommended	FY 2015 County Exec. Recommended	
		Adopted Budget	Amended Budget						
731409 Priv Institutions Foster Care	884,070	1,550,000	1,550,000	1,550,000	1,550,000	1,550,000	1,550,000	1,550,000	
731416 Priv Institutions Residential	1,064,281	2,555,356	2,555,356	2,555,356	2,555,356	2,555,356	2,555,356	2,555,356	
731423 Private Institutions	2,212,963	2,161,000	2,161,000	2,161,000	2,161,000	2,161,000	2,161,000	2,161,000	
731458 Professional Services	0	85,000	85,000	85,000	85,000	85,000	85,000	85,000	
732018 Travel and Conference	2,517	5,847	5,847	5,847	5,847	5,847	5,847	5,847	
	7,040,234	9,678,462	9,678,462	9,678,462	9,678,462	9,678,462	8,928,462	8,678,462	
Non-Departmental									
740006 Area Agency on Aging	80,472	80,472	80,472	80,472	80,472	80,472	80,472	80,472	
	80,472	80,472	80,472	80,472	80,472	80,472	80,472	80,472	
Commodities									
750399 Office Supplies	750	1,200	1,200	1,200	1,200	1,200	1,200	1,200	
	750	1,200	1,200	1,200	1,200	1,200	1,200	1,200	
Operating Expenses	7,121,456	9,760,134	9,760,134	9,760,134	9,760,134	9,760,134	9,010,134	8,760,134	
Internal Support									
Internal Services									
770631 Bldg Space Cost Allocation	7,315	6,874	6,874	6,879	7,287	6,963	7,354	7,393	
774636 Info Tech Operations	8,152	7,798	7,798	7,805	7,846	5,626	5,646	5,646	
774677 Insurance Fund	153	152	152	152	152	153	153	153	
778675 Telephone Communications	1,935	2,158	2,158	2,158	2,158	1,272	1,272	1,272	
	17,555	16,982	16,982	16,994	17,443	14,014	14,425	14,464	
Internal Support	17,555	16,982	16,982	16,994	17,443	14,014	14,425	14,464	
Grand Total Expenditures	7,340,206	9,986,757	9,986,757	9,986,769	9,987,218	9,976,917	9,226,828	8,976,867	

Department:	Health and Human Services	OAKLAND COUNTY, MICHIGAN						
Organization:	10602 - Health Division							
Fund:	GF_GP - General Fund / General Purpose							
		FY2013 AND FY2014 AND FY2015 County Executive Budget Recommendation						

Account Number/Description	FY 2011 Actual	FY 2012		FY 2013 Amended Plan	FY 2014 Amended Plan	FY 2013 County Exec. Recommended	FY 2014 County Exec. Recommended	FY 2015 County Exec. Recommended
		Adopted Budget	Amended Budget					

Revenues

Revenue

Federal Grants

610313	Federal Operating Grants	204,892	21,728	287,294	21,728	21,728	21,728	21,728	21,728
		204,892	21,728	287,294	21,728	21,728	21,728	21,728	21,728

State Grants

615571	State Operating Grants	1,604,328	1,666,509	1,645,562	1,152,993	1,152,993	1,135,767	1,135,767	1,135,767
615675	Health State Subsidy	3,386,748	3,386,748	3,386,748	3,386,748	3,386,748	3,239,719	3,239,719	3,239,719
		4,991,076	5,053,257	5,032,310	4,539,741	4,539,741	4,375,486	4,375,486	4,375,486

Charges for Services

630014	Administration Fees	25,201	67,085	67,085	67,085	67,085	67,085	67,085	67,085
630135	Bac-T Test	0	41,142	41,142	41,142	41,142	41,142	41,142	41,142
630154	Bodies Disinter or Reinter	700	500	500	500	500	500	500	500
630175	Campground License Fees	1,963	2,000	2,000	2,000	2,000	2,000	2,000	2,000
630259	Class Fees	26,525	18,600	21,100	19,100	19,100	19,100	19,100	19,100
630273	Clinic Charges	0	244,000	244,000	244,000	244,000	244,000	244,000	244,000
630371	Copier Charges	7	0	0	0	0	0	0	0
630511	Dental Service Fees Outside	121,505	140,000	140,000	140,000	140,000	0	0	0
630518	Dental Services Fees	8,520	6,000	6,000	6,000	6,000	6,000	6,000	6,000
630525	Diff Between Chg and Init Pay	(126,758)	(60,000)	(60,000)	(60,000)	(60,000)	(60,000)	(60,000)	(60,000)
630574	Duplicate Record Fees	968	1,587	1,587	1,587	1,587	1,587	1,587	1,587
630595	Education Fees	41,711	65,000	65,000	65,000	65,000	65,000	65,000	65,000
630742	Flu 3rd Party	143,284	170,000	170,000	170,000	170,000	170,000	170,000	170,000
630749	Flu Vaccine Fees	178,613	355,000	355,000	355,000	355,000	305,000	305,000	305,000
630770	Food Plan Reviews	43,305	35,716	35,716	35,716	35,716	35,716	35,716	35,716
630777	Food Service Licenses	1,129,897	1,070,000	1,070,000	1,070,000	1,070,000	1,090,000	1,090,000	1,090,000
630882	Hepatitis Vaccine	70,421	101,297	101,297	101,297	101,297	101,297	101,297	101,297
630898	HPV Vaccine	6,667	12,000	12,000	12,000	12,000	12,000	12,000	12,000
630917	Immunizations	172,556	179,700	179,700	179,700	179,700	179,700	179,700	179,700
630966	Inspection Fees	172,248	112,453	112,453	112,453	112,453	112,453	112,453	112,453
631022	Laboratory Charges	39,356	36,000	36,000	36,000	36,000	21,000	21,000	21,000
631092	Licensed Fac Inspect 3rd Party	17,630	13,000	13,000	13,000	13,000	13,000	13,000	13,000
631099	Licensed Facility Inspections	21,020	40,000	40,000	40,000	40,000	40,000	40,000	40,000
631106	Licenses	6,900	5,250	10,250	10,250	10,250	10,250	10,250	10,250
631171	MCV4 Vaccine	0	42,400	42,400	42,400	42,400	42,400	42,400	42,400
631204	Medical Records	20	100	100	100	100	100	100	100
631253	Miscellaneous	4,991	8,900	8,900	8,900	8,900	8,900	8,900	8,900
631400	On Site Sewerage Permits	111,090	60,000	73,447	60,000	60,000	90,000	90,000	90,000
631421	Ordinance Fines and Costs	750	0	0	0	0	0	0	0
631459	Partial Chem Test	0	10,090	10,090	10,090	10,090	10,090	10,090	10,090
631505	Permits	11,144	8,000	8,000	8,000	8,000	8,000	8,000	8,000
631547	Plan Review Fees	11,835	7,000	7,000	7,000	7,000	7,000	7,000	7,000

Department:	Health and Human Services	OAKLAND COUNTY, MICHIGAN
Organization:	10602 - Health Division	
Fund:	GF_GP - General Fund / General Purpose	

FY2013 AND FY2014 AND FY2015 County Executive Budget Recommendation

Account Number/Description	FY 2011 Actual	FY 2012		FY 2013 Amended Plan	FY 2014 Amended Plan	FY 2013 County Exec. Recommended	FY 2014 County Exec. Recommended	FY 2015 County Exec. Recommended
		Adopted Budget	Amended Budget					
631561	Pneumo Vax	3,569	5,025	5,025	5,025	5,025	5,025	5,025
631568	Pneumo Vax 3rd Party	7,351	6,000	6,000	6,000	6,000	6,000	6,000
631659	Rabies Vaccine Fees	25,329	33,900	33,900	33,900	33,900	33,900	33,900
631673	Radon Testing	11,860	16,000	16,000	16,000	16,000	16,000	16,000
631771	Reimb 3rd Party	0	20,000	20,000	20,000	20,000	20,000	20,000
631799	Reimb Contracts	0	0	2,610	0	0	0	0
631862	Reimb Postage	0	443	443	443	443	443	443
631869	Reimb Salaries	94,079	58,000	58,000	58,000	78,000	78,000	78,000
632044	Sanitary Code Appeals Fee	2,850	3,800	3,800	3,800	3,800	3,800	3,800
632191	Subdivision Control Plats	425	700	700	700	700	700	700
632255	TB Tests	0	36,900	36,900	36,900	36,900	36,900	36,900
632257	Tdap Vaccine Fees	33,734	23,500	23,500	23,500	30,000	30,000	30,000
632261	Temporary Licenses	0	50	50	50	50	50	50
632464	Water Sample Tests	1,652	2,500	2,500	2,500	2,500	2,500	2,500
632485	Wells	120,631	105,000	105,000	105,000	105,000	105,000	105,000
632513	X Rays	43,292	50,000	50,000	50,000	0	0	0
		2,586,840	3,154,638	3,178,195	3,160,138	2,981,638	2,981,638	2,981,638
Other Revenues								
670114	Cash Overages	79	0	0	0	0	0	0
670228	County Auction	3,363	0	0	0	0	0	0
670456	Prior Years Adjustments	34,069	0	0	0	0	0	0
670513	Prior Years Revenue	2,475	0	0	0	0	0	0
670570	Refund Prior Years Expenditure	958	0	0	0	0	0	0
		40,944	0	0	0	0	0	0
Revenue		7,823,752	8,229,623	8,497,799	7,721,607	7,721,607	7,378,852	7,378,852
Grand Total Revenues		7,823,752	8,229,623	8,497,799	7,721,607	7,721,607	7,378,852	7,378,852

Expenditures

Personnel

Salaries

702010	Salaries Regular	11,646,400	14,192,174	14,253,244	14,062,068	14,062,068	13,625,841	13,625,841	13,625,841
702030	Holiday	468,593	0	0	0	0	0	0	0
702050	Annual Leave	867,569	0	0	0	0	0	0	0
702080	Sick Leave	259,548	0	0	0	0	0	0	0
702100	Retroactive	3,845	0	0	0	0	0	0	0
702120	Jury Duty	3,761	0	0	0	0	0	0	0
702140	Other Miscellaneous Salaries	10	0	0	0	0	75,600	0	0
702190	Workers Compensation Pay	8,499	0	0	0	0	0	0	0
702200	Death Leave	17,963	0	0	0	0	0	0	0
702360	Short Term Disability	186,999	0	0	0	0	0	0	0
712020	Overtime	77,124	119,960	119,960	119,960	119,960	119,960	119,960	119,960
712040	Holiday Overtime	532	0	0	0	0	0	0	0
712090	On Call	5,635	0	0	0	0	0	0	0

Department:	Health and Human Services	OAKLAND COUNTY, MICHIGAN
Organization:	10602 - Health Division	
Fund:	GF_GP - General Fund / General Purpose	

FY2013 AND FY2014 AND FY2015 County Executive Budget Recommendation

Account Number/Description	FY 2011 Actual	FY 2012		FY 2013 Amended Plan	FY 2014 Amended Plan	FY 2013 County Exec. Recommended	FY 2014 County Exec. Recommended	FY 2015 County Exec. Recommended
		Adopted Budget	Amended Budget					
	13,546,479	14,312,134	14,373,204	14,182,028	14,182,028	13,821,401	13,745,801	13,745,801
Fringe Benefits								
722740 Fringe Benefits	0	0	69,580	0	0	44,400	0	0
722750 Workers Compensation	261,621	278,514	277,734	276,956	276,956	273,662	273,662	273,662
722760 Group Life	57,581	49,666	49,462	49,260	49,260	39,767	39,767	39,767
722770 Retirement	4,223,813	5,297,979	5,271,730	5,245,482	5,245,482	4,816,339	4,816,339	4,816,339
722780 Hospitalization	2,732,433	3,417,843	3,397,868	3,377,893	3,377,893	3,283,867	3,283,867	3,283,867
722790 Social Security	945,876	1,035,153	1,030,176	1,025,200	1,025,200	997,059	997,059	997,059
722800 Dental	204,467	231,271	229,984	228,698	228,698	221,186	221,186	221,186
722810 Disability	39,105	42,915	42,696	42,477	42,477	186,742	186,742	186,742
722820 Unemployment Insurance	58,713	53,949	53,701	53,454	53,454	50,403	50,403	50,403
722850 Optical	11,044	13,770	13,663	13,559	13,559	21,998	21,998	21,998
722900 Fringe Benefit Adjustments	0	58,061	58,061	58,061	58,061	53,382	53,382	53,382
	8,534,653	10,479,121	10,494,655	10,371,040	10,371,040	9,988,805	9,944,405	9,944,405
Personnel	22,081,132	24,791,255	24,867,859	24,553,068	24,553,068	23,810,206	23,690,206	23,690,206
Operating Expenses								
Contractual Services								
730044 Adj Prior Years Revenue	(24,014)	0	0	0	0	0	0	0
730072 Advertising	0	5,000	5,000	5,000	5,000	5,000	5,000	5,000
730114 Auction Expense	84	0	0	0	0	0	0	0
730240 Cash Shortage	38	0	0	0	0	0	0	0
730324 Communications	77	400	400	400	400	400	400	400
730373 Contracted Services	81,146	127,384	154,393	127,384	127,384	127,384	127,384	127,384
730555 Education Programs	13,390	42,000	42,000	42,000	42,000	42,000	42,000	42,000
730611 Employees Medical Exams	15,585	22,430	22,430	22,430	22,430	22,430	22,430	22,430
730646 Equipment Maintenance	20,047	19,776	19,776	19,776	19,776	19,776	19,776	19,776
730709 Fees - Per Diems	2,089	2,000	2,000	2,000	2,000	2,000	2,000	2,000
730716 Fees Civil Service	7,200	7,200	7,200	7,200	7,200	7,200	7,200	7,200
730772 Freight and Express	3,473	4,000	4,000	4,000	4,000	4,000	4,000	4,000
730926 Indirect Costs	40,742	35,758	52,937	0	0	0	0	0
730982 Interpreter Fees	23,051	23,500	27,262	20,000	20,000	20,000	20,000	20,000
731031 Laboratory Fees	0	2,000	2,000	2,000	2,000	2,000	2,000	2,000
731059 Laundry and Cleaning	3,144	7,800	7,800	7,800	7,800	7,800	7,800	7,800
731115 Licenses and Permits	5,186	12,982	12,982	12,982	12,982	12,982	12,982	12,982
731213 Membership Dues	12,711	20,000	20,000	20,000	20,000	20,000	20,000	20,000
731339 Periodicals Books Publ Sub	3,309	0	0	0	0	0	0	0
731346 Personal Mileage	312,616	344,566	351,628	338,716	338,716	338,716	338,716	338,716
731388 Printing	34,116	77,036	77,336	76,286	76,286	76,286	76,286	76,286
731458 Professional Services	278,926	647,955	983,325	647,955	647,955	590,000	590,000	590,000
731682 Satellite Centers	1,068,362	1,820,000	5,474,428	1,820,000	1,820,000	1,820,000	1,820,000	1,820,000
731892 TB Cases Outside	0	5,000	5,000	5,000	5,000	20,178	20,178	20,178
731941 Training	947	12,659	12,659	4,100	4,100	4,100	4,100	4,100
731997 Transportation of Clients	314	96	5,138	0	0	2,400	2,400	2,400
732018 Travel and Conference	9,691	20,000	20,000	20,000	20,000	20,000	20,000	20,000

Department:	Health and Human Services	OAKLAND COUNTY, MICHIGAN							
Organization:	10602 - Health Division								
Fund:	GF_GP - General Fund / General Purpose								
		FY2013 AND FY2014 AND FY2015 County Executive Budget Recommendation							

Account Number/Description	FY 2011 Actual	FY 2012		FY 2013 Amended Plan	FY 2014 Amended Plan	FY 2013 County Exec. Recommended	FY 2014 County Exec. Recommended	FY 2015 County Exec. Recommended
		Adopted Budget	Amended Budget					
732020 Travel Employee Taxable Meals	127	0	0	0	0	0	0	0
732165 Workshops and Meeting	1,649	1,500	1,500	1,500	1,500	1,500	1,500	1,500
	1,914,005	3,261,042	7,311,194	3,206,529	3,206,529	3,166,152	3,166,152	3,166,152
Non-Departmental								
740184 West Nile Virus	127,405	300,000	300,000	300,000	300,000	191,000	191,000	191,000
	127,405	300,000	300,000	300,000	300,000	191,000	191,000	191,000
Commodities								
750049 Computer Supplies	5,236	0	0	0	0	0	0	0
750112 Drugs	17,952	66,600	70,039	66,600	66,600	66,600	66,600	66,600
750154 Expendable Equipment	3,272	0	40,000	0	0	0	0	0
750168 FA Proprietary Equipment Exp	0	26,750	26,750	26,750	26,750	26,750	26,750	26,750
750170 Other Expendable Equipment	3,072	1,000	1,000	1,000	1,000	1,000	1,000	1,000
750182 Film and Processing	0	217	217	217	217	217	217	217
750245 Incentives	0	0	7,200	0	0	0	0	0
750280 Laboratory Supplies	255,307	285,000	285,000	285,000	285,000	278,331	278,331	278,331
750294 Material and Supplies	2,908	2,000	1,000	1,000	1,000	0	0	0
750301 Medical Supplies	76,700	103,022	103,022	102,947	102,947	102,947	102,947	102,947
750392 Metered Postage	20,220	40,285	40,285	40,285	40,285	40,285	40,285	40,285
750399 Office Supplies	83,599	78,868	79,168	78,068	78,068	78,068	78,068	78,068
750427 Photographic Supplies	592	1,000	1,000	1,000	1,000	1,000	1,000	1,000
750448 Postage-Standard Mailing	313	3,520	3,592	3,420	3,420	3,420	3,420	3,420
750539 Testing Materials	7,446	10,480	10,480	10,480	10,480	10,480	10,480	10,480
750567 Training-Educational Supplies	59,412	62,289	69,273	57,789	57,789	57,789	57,789	57,789
750581 Uniforms	1,472	1,846	1,846	1,846	1,846	1,846	1,846	1,846
750588 Vaccines	713,627	700,000	700,000	700,000	700,000	700,000	700,000	700,000
750595 X-Ray Supplies	3,064	11,300	11,300	11,300	11,300	11,300	11,300	11,300
	1,254,194	1,394,177	1,451,172	1,387,702	1,387,702	1,380,033	1,380,033	1,380,033
Operating Expenses	3,295,604	4,955,219	9,062,366	4,894,231	4,894,231	4,737,185	4,737,185	4,737,185
Internal Support								
Internal Services								
770631 Bldg Space Cost Allocation	1,194,399	1,037,778	1,037,778	1,038,572	1,100,206	1,224,528	1,293,322	1,300,242
770667 Convenience Copier	20,779	21,199	21,346	20,999	20,999	17,684	17,684	17,684
772618 Equipment Rental	31,535	156,086	156,086	156,086	156,086	57,667	57,667	57,667
773630 Info Tech Development	710,364	0	328,973	0	0	0	0	0
774636 Info Tech Operations	1,488,494	1,505,988	1,508,275	1,507,452	1,515,359	1,168,147	1,172,325	1,172,325
774677 Insurance Fund	29,082	29,200	29,585	27,700	27,700	27,338	27,338	27,338
775667 Mail Room	16,349	0	0	0	0	0	0	0
775754 Maintenance Department Charges	69,778	0	51,378	0	0	0	0	0
776659 Motor Pool Fuel Charges	7,982	9,200	9,200	9,200	9,200	8,700	8,700	8,700
776661 Motor Pool	34,655	37,110	37,110	37,110	37,110	37,110	37,110	37,110
776666 Print Shop	118	0	0	0	0	0	0	0
777560 Radio Communications	6,855	9,140	9,140	9,140	9,140	9,140	9,140	9,140
778675 Telephone Communications	280,992	291,548	292,208	288,500	288,500	269,236	269,236	269,236

Department:	Health and Human Services	OAKLAND COUNTY, MICHIGAN
Organization:	10602 - Health Division	
Fund:	GF_GP - General Fund / General Purpose	

FY2013 AND FY2014 AND FY2015 County Executive Budget Recommendation

Account Number/Description	FY 2011 Actual	FY 2012		FY 2013 Amended Plan	FY 2014 Amended Plan	FY 2013 County Exec. Recommended	FY 2014 County Exec. Recommended	FY 2015 County Exec. Recommended
		Adopted Budget	Amended Budget					
Internal Support	3,891,383	3,097,249	3,481,079	3,094,759	3,164,300	2,819,550	2,892,522	2,899,442
Transfers/Other Sources (Uses)	3,891,383	3,097,249	3,481,079	3,094,759	3,164,300	2,819,550	2,892,522	2,899,442
Transfers Out								
788001 Transfers Out	611,869	0	0	0	0	8,640	8,640	8,640
	611,869	0	0	0	0	8,640	8,640	8,640
Transfers/Other Sources (Uses)	611,869	0	0	0	0	8,640	8,640	8,640
Grand Total Expenditures	29,879,987	32,843,723	37,411,303	32,542,058	32,611,599	31,375,581	31,328,553	31,335,473

Department:	Health and Human Services	OAKLAND COUNTY, MICHIGAN						
Organization:	10605 - Children's Village							
Fund:	20293 - Child Care Fund							
		FY2013 AND FY2014 AND FY2015 County Executive Budget Recommendation						

Account Number/Description	FY 2011 Actual	FY 2012		FY 2013 Amended Plan	FY 2014 Amended Plan	FY 2013 County Exec. Recommended	FY 2014 County Exec. Recommended	FY 2015 County Exec. Recommended
		Adopted Budget	Amended Budget					
Revenues								
Revenue								
Federal Grants								
610516 Refunds School Meals	325,657	300,000	300,000	300,000	300,000	300,000	300,000	300,000
	325,657	300,000	300,000	300,000	300,000	300,000	300,000	300,000
Charges for Services								
630140 Board and Care	594,880	350,000	350,000	350,000	350,000	350,000	350,000	350,000
630224 Child Care State Aid	2,286,996	2,286,996	2,286,996	2,286,996	2,286,996	2,286,996	2,286,996	2,286,996
630406 Court Service Fees Probation	406	500	500	500	500	500	500	500
630574 Duplicate Record Fees	0	0	0	0	0	200	200	200
631435 Out County Board and Care	555,171	250,000	250,000	250,000	250,000	274,800	274,800	274,800
	3,437,453	2,887,496	2,887,496	2,887,496	2,887,496	2,912,496	2,912,496	2,912,496
Other Revenues								
670228 County Auction	379	0	0	0	0	0	0	0
	379	0	0	0	0	0	0	0
Revenue	3,763,488	3,187,496	3,187,496	3,187,496	3,187,496	3,212,496	3,212,496	3,212,496
Grand Total Revenues	3,763,488	3,187,496	3,187,496	3,187,496	3,187,496	3,212,496	3,212,496	3,212,496

Expenditures

Personnel								
Salaries								
702010 Salaries Regular	7,026,747	7,783,331	7,847,623	7,911,915	7,911,915	7,992,122	7,992,563	7,993,009
702030 Holiday	223,031	0	0	0	0	0	0	0
702050 Annual Leave	441,128	0	0	0	0	0	0	0
702080 Sick Leave	139,977	0	0	0	0	0	0	0
702100 Retroactive	(3,373)	0	0	0	0	0	0	0
702120 Jury Duty	949	0	0	0	0	0	0	0
702130 Shift Premium	59,264	0	0	0	0	0	0	0
702140 Other Miscellaneous Salaries	32,130	0	0	0	0	53,235	0	0
702190 Workers Compensation Pay	16,830	0	0	0	0	0	0	0
702200 Death Leave	7,726	0	0	0	0	0	0	0
702210 Holiday Leave	41,632	0	0	0	0	0	0	0
702270 Salaries Reimbursement	(277)	0	0	0	0	0	0	0
702360 Short Term Disability	113,655	0	0	0	0	0	0	0
712020 Overtime	299,458	321,642	321,642	321,642	321,642	321,642	321,642	321,642
712040 Holiday Overtime	142,421	160,000	160,000	160,000	160,000	160,000	160,000	160,000
	8,541,297	8,264,973	8,329,265	8,393,557	8,393,557	8,526,999	8,474,205	8,474,651
Fringe Benefits								
722740 Fringe Benefits	0	0	0	0	0	31,265	0	0
722750 Workers Compensation	199,193	181,703	182,093	182,481	182,481	188,127	188,132	188,138
722760 Group Life	31,177	28,501	28,708	28,912	28,912	23,515	23,516	23,518

Department:	Health and Human Services	OAKLAND COUNTY, MICHIGAN
Organization:	10605 - Children's Village	
Fund:	20293 - Child Care Fund	
		FY2013 AND FY2014 AND FY2015 County Executive Budget Recommendation

Account Number/Description	FY 2011 Actual	FY 2012		FY 2013 Amended Plan	FY 2014 Amended Plan	FY 2013 County Exec. Recommended	FY 2014 County Exec. Recommended	FY 2015 County Exec. Recommended
		Adopted Budget	Amended Budget					
722770 Retirement	2,590,709	3,022,974	3,048,537	3,074,100	3,074,100	2,884,382	2,884,549	2,884,717
722780 Hospitalization	1,665,707	2,199,977	2,219,952	2,239,927	2,239,927	2,175,854	2,175,994	2,176,135
722790 Social Security	552,586	571,546	576,465	581,382	581,382	587,946	587,980	588,014
722800 Dental	127,773	145,157	146,444	147,730	147,730	140,301	140,309	140,316
722810 Disability	21,740	24,684	24,902	25,119	25,119	110,229	110,235	110,242
722820 Unemployment Insurance	37,206	29,612	29,855	30,097	30,097	29,535	29,537	29,538
722850 Optical	7,494	9,728	9,835	9,939	9,939	15,415	15,416	15,417
722900 Fringe Benefit Adjustments	0	233,115	233,115	233,115	233,115	214,331	214,331	214,331
722990 Reimbursement Fringe Benefits	(110)	0	0	0	0	0	0	0
	5,233,475	6,446,997	6,499,906	6,552,802	6,552,802	6,400,900	6,369,999	6,370,366
Personnel	13,774,771	14,711,970	14,829,171	14,946,359	14,946,359	14,927,899	14,844,204	14,845,017
Operating Expenses								
Contractual Services								
730079 Ambulance	0	3,600	3,600	3,600	3,600	3,600	3,600	3,600
730114 Auction Expense	9	0	0	0	0	0	0	0
730128 Barber Services	5,166	8,000	8,000	8,000	8,000	8,000	8,000	8,000
730611 Employees Medical Exams	5,903	12,742	12,742	12,742	12,742	12,742	12,742	12,742
730646 Equipment Maintenance	2,702	10,000	10,000	10,000	10,000	10,000	10,000	10,000
730870 Hospitalization	10,155	21,000	21,000	21,000	21,000	21,000	21,000	21,000
731017 Juvenile Detention-Outside Co	0	500	500	500	500	500	500	500
731059 Laundry and Cleaning	15,011	23,100	19,451	23,100	23,100	23,100	23,100	23,100
731101 Library Continuations	0	89	89	89	89	89	89	89
731115 Licenses and Permits	0	1,000	1,000	1,000	1,000	1,000	1,000	1,000
731199 Medical Services Physicians	29,645	50,000	53,030	50,000	50,000	50,000	50,000	50,000
731213 Membership Dues	644	2,000	2,000	2,000	2,000	2,000	2,000	2,000
731318 Optical Expense	4,128	3,000	3,000	3,000	3,000	3,000	3,000	3,000
731339 Periodicals Books Publ Sub	727	4,400	4,400	4,400	4,400	4,400	4,400	4,400
731346 Personal Mileage	1,801	1,232	1,232	1,232	1,232	1,232	1,232	1,232
731388 Printing	10,203	21,076	21,076	21,076	21,076	21,076	21,076	21,076
731458 Professional Services	25,547	20,000	20,000	20,000	20,000	20,000	20,000	20,000
731493 Psychological Testing	53,285	70,000	70,000	70,000	70,000	70,000	70,000	70,000
731773 Software Rental Lease Purchase	0	0	86,110	0	0	0	0	0
731780 Software Support Maintenance	6,300	19,000	19,000	19,000	19,000	19,000	19,000	19,000
731878 Sublet Repairs	256	0	0	0	0	0	0	0
731899 Teachers Services and Expense	2,522,948	2,522,948	2,522,948	2,522,948	2,522,948	2,522,948	2,522,948	2,522,948
731906 Testing Services	14,605	20,000	20,000	20,000	20,000	20,000	20,000	20,000
732011 Transportation Service	0	11,500	11,500	11,500	11,500	11,500	11,500	11,500
732018 Travel and Conference	10,445	7,000	7,000	7,000	7,000	7,000	7,000	7,000
732020 Travel Employee Taxable Meals	83	0	0	0	0	0	0	0
732088 Vocational Training	8,877	8,000	8,000	8,000	8,000	8,000	8,000	8,000
	2,728,436	2,840,187	2,925,678	2,840,187	2,840,187	2,840,187	2,840,187	2,840,187
Commodities								
750021 Bedding and Linen	13,192	13,000	18,455	13,000	13,000	13,000	13,000	13,000
750056 Culinary Supplies	11,994	12,400	12,400	12,400	12,400	12,400	12,400	12,400

Department:	Health and Human Services	OAKLAND COUNTY, MICHIGAN							
Organization:	10605 - Children's Village								
Fund:	20293 - Child Care Fund								
		FY2013 AND FY2014 AND FY2015 County Executive Budget Recommendation							

Account Number/Description	FY 2011 Actual	FY 2012		FY 2013 Amended Plan	FY 2014 Amended Plan	FY 2013 County Exec. Recommended	FY 2014 County Exec. Recommended	FY 2015 County Exec. Recommended
		Adopted Budget	Amended Budget					
750063 Custodial Supplies	69,346	88,400	88,400	88,400	88,400	88,400	88,400	88,400
750112 Drugs	99,563	75,000	76,061	75,000	75,000	100,000	100,000	100,000
750119 Dry Goods and Clothing	19,218	20,000	20,000	20,000	20,000	20,000	20,000	20,000
750168 FA Proprietary Equipment Exp	0	16,400	16,400	16,400	16,400	16,400	16,400	16,400
750245 Incentives	9,815	15,000	15,000	15,000	15,000	15,000	15,000	15,000
750392 Metered Postage	3,355	10,086	10,086	10,086	10,086	10,086	10,086	10,086
750399 Office Supplies	31,766	33,000	33,000	33,000	33,000	33,000	33,000	33,000
750448 Postage-Standard Mailing	92	100	100	100	100	100	100	100
750462 Provisions	470,019	520,000	520,000	520,000	520,000	520,000	520,000	520,000
750476 Recreation Supplies	8,804	9,900	9,900	9,900	9,900	9,900	9,900	9,900
750490 Security Supplies	9,096	26,000	33,709	26,000	26,000	26,000	26,000	26,000
750560 Toilet Articles	10,107	10,000	10,000	10,000	10,000	10,000	10,000	10,000
750567 Training-Educational Supplies	4,602	11,650	11,650	11,650	11,650	11,650	11,650	11,650
750581 Uniforms	11,071	15,234	15,234	15,234	15,234	15,234	15,234	15,234
	772,041	876,170	890,394	876,170	876,170	901,170	901,170	901,170
Capital Outlay								
760126 Capital Outlay Miscellaneous	362	0	0	0	0	0	0	0
	362	0	0	0	0	0	0	0
Operating Expenses	3,500,839	3,716,357	3,816,072	3,716,357	3,716,357	3,741,357	3,741,357	3,741,357
Internal Support								
Internal Services								
770631 Bldg Space Cost Allocation	2,269,565	2,332,270	2,332,270	2,334,055	2,472,568	2,135,301	2,255,262	2,267,324
770667 Convenience Copier	26,140	30,782	30,782	30,782	30,782	18,893	18,893	18,893
773535 Info Tech CLEMIS	23,811	24,637	24,637	25,503	26,413	24,769	25,641	26,558
773630 Info Tech Development	33,762	0	37,751	0	0	0	0	0
774636 Info Tech Operations	287,543	217,582	217,582	217,796	218,228	236,338	237,184	237,184
774677 Insurance Fund	9,924	10,808	10,808	10,808	10,808	12,170	12,369	12,794
775667 Mail Room	4,488	0	0	0	0	0	0	0
775754 Maintenance Department Charges	64,133	0	53,248	0	0	0	0	0
776659 Motor Pool Fuel Charges	11,648	9,000	9,000	9,000	9,000	11,800	11,800	11,800
776661 Motor Pool	39,973	37,000	37,000	37,000	37,000	38,000	38,000	38,000
777560 Radio Communications	47,773	45,699	45,699	45,699	45,699	57,523	57,523	57,523
778675 Telephone Communications	54,223	56,275	56,275	56,275	56,275	59,352	59,352	59,352
	2,872,982	2,764,053	2,855,052	2,766,918	2,906,773	2,594,146	2,716,024	2,729,428
Internal Support	2,872,982	2,764,053	2,855,052	2,766,918	2,906,773	2,594,146	2,716,024	2,729,428
Transfers/Other Sources (Uses)								
Transfers Out								
788001 Transfers Out	9,704	248,000	280,732	0	0	0	0	0
	9,704	248,000	280,732	0	0	0	0	0
Transfers/Other Sources (Uses)	9,704	248,000	280,732	0	0	0	0	0
Grand Total Expenditures	20,158,297	21,440,380	21,781,027	21,429,634	21,569,489	21,263,402	21,301,585	21,315,802

Department:	Health and Human Services	OAKLAND COUNTY, MICHIGAN
Organization:	10606 - Homeland Security	
Fund:	10100 - General	
		FY2013 AND FY2014 AND FY2015 County Executive Budget Recommendation

Account Number/Description	FY 2011 Actual	FY 2012		FY 2013 Amended Plan	FY 2014 Amended Plan	FY 2013 County Exec. Recommended	FY 2014 County Exec. Recommended	FY 2015 County Exec. Recommended
		Adopted Budget	Amended Budget					
Revenues								
Revenue								
Federal Grants								
610210 Disaster Control Fed Subsidy	51,656	40,000	40,000	40,000	40,000	40,000	40,000	40,000
610313 Federal Operating Grants	13,582	9,000	23,233	9,000	9,000	13,010	9,000	9,000
	65,238	49,000	63,233	49,000	49,000	53,010	49,000	49,000
Other Intergovern. Revenues								
625558 Local Match	118,752	54,000	54,000	54,000	54,000	54,000	54,000	54,000
	118,752	54,000	54,000	54,000	54,000	54,000	54,000	54,000
Charges for Services								
630602 Educational Training	165	0	0	0	0	0	0	0
	165	0	0	0	0	0	0	0
Other Revenues								
670570 Refund Prior Years Expenditure	1,141	0	0	0	0	0	0	0
	1,141	0	0	0	0	0	0	0
Revenue	185,296	103,000	117,233	103,000	103,000	107,010	103,000	103,000
Grand Total Revenues	185,296	103,000	117,233	103,000	103,000	107,010	103,000	103,000

Expenditures

Personnel								
Salaries								
702010 Salaries Regular	387,753	435,602	435,602	435,602	435,602	441,212	441,212	441,212
702030 Holiday	8,671	0	0	0	0	0	0	0
702050 Annual Leave	13,880	0	0	0	0	0	0	0
702080 Sick Leave	11,442	0	0	0	0	0	0	0
702140 Other Miscellaneous Salaries	0	0	0	0	0	3,465	0	0
712020 Overtime	5,610	10,500	10,500	10,500	10,500	10,500	10,500	10,500
712090 On Call	23,405	21,000	21,000	21,000	21,000	21,000	21,000	21,000
	450,760	467,102	467,102	467,102	467,102	476,177	472,712	472,712
Fringe Benefits								
722740 Fringe Benefits	0	0	0	0	0	2,035	0	0
722750 Workers Compensation	1,014	1,670	1,670	1,670	1,670	987	987	987
722760 Group Life	1,613	1,430	1,430	1,430	1,430	1,153	1,153	1,153
722770 Retirement	124,802	152,481	152,481	152,481	152,481	145,015	145,015	145,015
722780 Hospitalization	62,750	82,234	82,234	82,234	82,234	83,379	83,379	83,379
722790 Social Security	34,971	29,163	29,163	29,163	29,163	29,592	29,592	29,592
722800 Dental	5,229	5,824	5,824	5,824	5,824	6,455	6,455	6,455
722810 Disability	1,021	1,204	1,204	1,204	1,204	5,415	5,415	5,415
722820 Unemployment Insurance	1,986	1,656	1,656	1,656	1,656	1,633	1,633	1,633
722850 Optical	419	514	514	514	514	638	638	638

Department:	Health and Human Services	OAKLAND COUNTY, MICHIGAN						
Organization:	10606 - Homeland Security							
Fund:	10100 - General							
		FY2013 AND FY2014 AND FY2015 County Executive Budget Recommendation						

Account Number/Description	FY 2011 Actual	FY 2012		FY 2013 Amended Plan	FY 2014 Amended Plan	FY 2013 County Exec. Recommended	FY 2014 County Exec. Recommended	FY 2015 County Exec. Recommended
		Adopted Budget	Amended Budget					
722900 Fringe Benefit Adjustments	0	15,246	15,246	15,246	15,246	14,018	14,018	14,018
	233,805	291,422	291,422	291,422	291,422	290,320	288,285	288,285
Personnel	684,565	758,524	758,524	758,524	758,524	766,497	760,997	760,997
Operating Expenses								
Contractual Services								
730044 Adj Prior Years Revenue	15	0	0	0	0	0	0	0
730072 Advertising	1,449	4,600	4,600	4,600	4,600	4,600	4,600	4,600
730324 Communications	13,502	17,000	17,000	17,000	17,000	14,000	14,000	14,000
730562 Electrical Service	18,397	21,000	21,000	21,000	21,000	24,000	24,000	24,000
730611 Employees Medical Exams	520	1,500	1,500	1,500	1,500	1,500	1,500	1,500
730646 Equipment Maintenance	7,891	46,000	46,000	46,000	46,000	46,000	46,000	46,000
730716 Fees Civil Service	2,760	2,760	2,760	2,760	2,760	2,760	2,760	2,760
731150 Maintenance Contract	81,977	68,860	68,860	68,860	68,860	68,860	68,860	68,860
731213 Membership Dues	300	600	600	600	600	600	600	600
731241 Miscellaneous	60	0	0	0	0	0	0	0
731346 Personal Mileage	5,240	6,960	6,960	6,960	6,960	6,960	6,960	6,960
731388 Printing	15,863	23,120	23,120	23,120	23,120	23,120	23,120	23,120
731818 Special Event Program	1,600	1,600	1,600	1,600	1,600	1,600	1,600	1,600
732018 Travel and Conference	812	3,000	3,000	3,000	3,000	3,000	3,000	3,000
732020 Travel Employee Taxable Meals	98	0	0	0	0	0	0	0
732165 Workshops and Meeting	698	2,000	2,000	2,000	2,000	2,000	2,000	2,000
	151,182	199,000	199,000	199,000	199,000	199,000	199,000	199,000
Commodities								
750049 Computer Supplies	111	1,000	1,000	1,000	1,000	1,000	1,000	1,000
750077 Disaster Supplies	3,314	2,500	2,500	2,500	2,500	2,500	2,500	2,500
750392 Metered Postage	752	5,180	5,180	5,180	5,180	5,180	5,180	5,180
750399 Office Supplies	7,459	8,000	8,000	8,000	8,000	8,000	8,000	8,000
750567 Training-Educational Supplies	2,000	2,000	2,000	2,000	2,000	2,000	2,000	2,000
	13,635	18,680	18,680	18,680	18,680	18,680	18,680	18,680
Capital Outlay								
760182 Tornado Siren Equip	114,287	72,000	72,000	72,000	72,000	72,000	72,000	72,000
	114,287	72,000	72,000	72,000	72,000	72,000	72,000	72,000
Operating Expenses	279,104	289,680	289,680	289,680	289,680	289,680	289,680	289,680
Internal Support								
Internal Services								
770631 Bldg Space Cost Allocation	134,417	146,569	146,569	146,681	155,385	136,845	144,532	145,306
770667 Convenience Copier	454	898	898	898	898	398	398	398
773630 Info Tech Development	10,346	0	1,087	0	0	0	0	0
774636 Info Tech Operations	284,995	271,036	271,036	271,300	272,722	293,779	294,831	294,831
774677 Insurance Fund	5,598	11,444	11,444	11,444	11,444	10,888	11,849	12,425
775667 Mail Room	3,112	0	0	0	0	0	0	0
775754 Maintenance Department Charges	2,094	0	1,421	0	0	0	0	0
776659 Motor Pool Fuel Charges	1,622	2,000	2,000	2,000	2,000	2,000	2,000	2,000

Department:	Health and Human Services	OAKLAND COUNTY, MICHIGAN
Organization:	10606 - Homeland Security	
Fund:	10100 - General	
		FY2013 AND FY2014 AND FY2015 County Executive Budget Recommendation

Account Number/Description	FY 2011 Actual	FY 2012		FY 2013 Amended Plan	FY 2014 Amended Plan	FY 2013 County Exec. Recommended	FY 2014 County Exec. Recommended	FY 2015 County Exec. Recommended
		Adopted Budget	Amended Budget					
776661 Motor Pool	8,087	6,500	6,500	6,500	6,500	8,000	8,000	8,000
776666 Print Shop	2,759	0	0	0	0	0	0	0
777560 Radio Communications	5,679	5,399	5,399	5,399	5,399	5,399	5,399	5,399
778675 Telephone Communications	27,612	29,612	29,612	29,612	29,612	26,700	26,700	26,700
	486,774	473,458	475,966	473,834	483,960	484,009	493,709	495,059
Internal Support	486,774	473,458	475,966	473,834	483,960	484,009	493,709	495,059
Grand Total Expenditures	1,450,443	1,521,662	1,524,170	1,522,038	1,532,164	1,540,186	1,544,386	1,545,736

Department:	107 - Public Services	OAKLAND COUNTY, MICHIGAN						
General Fund / General Purpose		FY2013 AND FY2014 AND FY2015 County Executive Budget Recommendation						

Account Number/Description	FY 2011 Actual	FY 2012		FY 2013 Amended Plan	FY 2014 Amended Plan	FY 2013 County Exec. Recommended	FY 2014 County Exec. Recommended	FY 2015 County Exec. Recommended
		Adopted Budget	Amended Budget					

Revenues

Revenues								
Charges for Services								
630028	Adoptions	23,444	69,060	23,750	23,850	23,850	23,850	23,850
630070	Animal Shots	26,066	33,190	28,000	28,200	28,200	28,200	28,200
630074	Animal Sterilization Fees	71,900	42,000	73,640	85,000	85,000	85,000	85,000
630126	Autopsies	65,339	64,000	64,000	64,000	64,000	64,000	64,000
630252	Claimed Animals	21,218	33,000	21,500	21,500	21,500	21,500	21,500
630427	Cremation Approval Fee	107,190	80,000	80,000	80,000	80,000	80,000	80,000
630686	Fee Income	241,481	300,000	300,000	300,000	300,000	230,000	230,000
631211	Medical Services	25,644	22,000	22,000	22,000	22,000	22,000	22,000
631253	Miscellaneous	34,237	23,000	30,100	30,100	30,100	30,100	30,100
631526	Photostats	304	140	200	203	203	203	203
631582	Pound Fees	62,213	44,000	42,400	47,400	47,400	47,400	47,400
631743	Refunds Miscellaneous	51	0	0	0	0	0	0
631827	Reimb General	31,978	40,650	40,650	40,750	40,750	21,750	21,750
631981	Sale of Animals	0	1,800	1,000	1,000	1,000	1,000	1,000
631988	Sale of Licenses	486,318	659,155	689,655	882,500	882,500	667,892	667,892
632079	Service Fees	33,881	34,900	30,000	35,000	35,000	35,000	35,000
		1,231,263	1,446,895	1,446,895	1,661,503	1,661,503	1,357,895	1,357,895
Other Revenues								
670114	Cash Overages	146	0	0	0	0	0	0
		146	0	0	0	0	0	0
		1,231,408	1,446,895	1,446,895	1,661,503	1,661,503	1,357,895	1,357,895
Revenue								
Other Financing Sources								
Transfers In								
695500	Transfers In	0	0	20,000	0	0	0	0
		0	0	20,000	0	0	0	0
		0	0	20,000	0	0	0	0
Other Financing Sources								
Grand Total Revenues								
		1,231,408	1,446,895	1,466,895	1,661,503	1,661,503	1,357,895	1,357,895

Expenditures

Personnel								
Salaries								
702010	Salaries Regular	5,790,101	6,820,939	6,820,939	6,820,939	6,820,939	6,656,655	6,656,655
702030	Holiday	198,218	0	0	0	0	0	0
702050	Annual Leave	368,070	0	0	0	0	0	0
702080	Sick Leave	104,391	0	0	0	0	0	0
702100	Retroactive	430	0	0	0	0	0	0
702130	Shift Premium	890	0	0	0	0	0	0
702140	Other Miscellaneous Salaries	26,312	0	0	0	0	31,815	0
702190	Workers Compensation Pay	373	0	0	0	0	0	0

Department:	107 - Public Services	OAKLAND COUNTY, MICHIGAN
General Fund / General Purpose		FY2013 AND FY2014 AND FY2015 County Executive Budget Recommendation

Account Number/Description	FY 2011 Actual	FY 2012		FY 2013 Amended Plan	FY 2014 Amended Plan	FY 2013 County Exec. Recommended	FY 2014 County Exec. Recommended	FY 2015 County Exec. Recommended
		Adopted Budget	Amended Budget					
702200 Death Leave	8,294	0	0	0	0	0	0	0
702240 Salary Adjustments	0	0	0	0	0	15,177	15,177	15,177
702360 Short Term Disability	41,713	0	0	0	0	0	0	0
712020 Overtime	122,559	144,103	144,103	144,103	144,103	144,103	144,103	144,103
712040 Holiday Overtime	22,679	34,183	34,183	34,183	34,183	34,183	34,183	34,183
712090 On Call	26,136	31,807	31,807	31,807	31,807	31,807	31,807	31,807
	6,710,166	7,031,032	7,031,032	7,031,032	7,031,032	6,913,740	6,881,925	6,881,925
Fringe Benefits								
722740 Fringe Benefits	0	0	0	0	0	18,685	0	0
722750 Workers Compensation	45,817	47,864	47,864	47,864	47,864	45,631	45,631	45,631
722760 Group Life	24,876	22,363	22,363	22,363	22,363	17,980	17,980	17,980
722770 Retirement	1,940,837	2,397,178	2,397,178	2,397,178	2,397,178	2,205,168	2,205,168	2,205,168
722780 Hospitalization	1,103,163	1,413,126	1,413,126	1,413,126	1,413,126	1,298,709	1,298,709	1,298,709
722790 Social Security	410,349	444,464	444,464	444,464	444,464	442,179	442,179	442,179
722800 Dental	87,719	99,985	99,985	99,985	99,985	93,906	93,906	93,906
722810 Disability	16,164	18,857	18,857	18,857	18,857	84,527	84,527	84,527
722820 Unemployment Insurance	29,255	25,916	25,916	25,916	25,916	24,987	24,987	24,987
722850 Optical	4,830	6,301	6,301	6,301	6,301	9,579	9,579	9,579
722900 Fringe Benefit Adjustments	0	62,665	62,665	62,665	62,665	53,340	53,340	53,340
	3,663,009	4,538,719	4,538,719	4,538,719	4,538,719	4,294,691	4,276,006	4,276,006
Personnel	10,373,175	11,569,751	11,569,751	11,569,751	11,569,751	11,208,431	11,157,931	11,157,931
Operating Expenses								
Contractual Services								
730072 Advertising	953	1,000	1,000	1,000	1,000	1,000	1,000	1,000
730226 Car Allowance	23,643	22,000	22,000	22,000	22,000	22,000	22,000	22,000
730240 Cash Shortage	119	0	0	0	0	0	0	0
730247 Charge Card Fee	2,516	2,000	2,000	2,000	2,000	2,000	2,000	2,000
730324 Communications	66	600	600	600	600	600	600	600
730373 Contracted Services	310,562	418,740	454,225	418,740	418,740	418,740	418,740	418,740
730436 Damage By Dogs	0	400	400	400	400	400	400	400
730562 Electrical Service	1,705	0	0	0	0	0	0	0
730611 Employees Medical Exams	1,005	1,299	1,299	1,299	1,299	1,299	1,299	1,299
730617 Employees Rabies Vaccines	1,365	3,000	3,000	3,000	3,000	3,000	3,000	3,000
730646 Equipment Maintenance	9,381	15,472	15,472	15,472	15,472	15,472	15,472	15,472
730653 Equipment Rental	1,324	2,500	2,500	2,500	2,500	2,500	2,500	2,500
730709 Fees - Per Diems	1,200	2,088	2,088	2,088	2,088	2,088	2,088	2,088
730772 Freight and Express	3,839	3,000	3,000	3,000	3,000	3,000	3,000	3,000
730982 Interpreter Fees	0	375	375	375	375	375	375	375
731031 Laboratory Fees	144,213	152,432	152,432	152,432	152,432	152,432	152,432	152,432
731059 Laundry and Cleaning	2,625	1,700	1,700	1,700	1,700	1,700	1,700	1,700
731101 Library Continuations	197	142	142	142	142	142	142	142
731115 Licenses and Permits	0	1,000	1,000	1,000	1,000	1,000	1,000	1,000
731150 Maintenance Contract	1,715	1,805	1,805	1,805	1,805	1,805	1,805	1,805
731178 Medical Emergency Training	643	0	0	0	0	0	0	0
731213 Membership Dues	6,764	8,850	8,850	8,850	8,850	8,850	8,850	8,850

Department:	107 - Public Services	OAKLAND COUNTY, MICHIGAN							
General Fund / General Purpose		FY2013 AND FY2014 AND FY2015 County Executive Budget Recommendation							

Account Number/Description	FY 2011 Actual	FY 2012		FY 2013 Amended Plan	FY 2014 Amended Plan	FY 2013 County Exec. Recommended	FY 2014 County Exec. Recommended	FY 2015 County Exec. Recommended	
		Adopted Budget	Amended Budget						
731241	Miscellaneous	431	1,700	1,700	1,700	1,700	1,700	1,700	1,700
731339	Periodicals Books Publ Sub	3,630	2,310	2,310	2,310	2,310	2,310	2,310	2,310
731346	Personal Mileage	16,060	24,136	24,136	24,136	24,136	24,136	24,136	24,136
731388	Printing	32,178	52,987	52,987	52,987	52,987	52,987	52,987	52,987
731458	Professional Services	21,206	14,947	34,947	14,947	14,947	14,947	14,947	14,947
731626	Rent	0	500	500	500	500	500	500	500
731773	Software Rental Lease Purchase	898	2,500	2,500	2,500	2,500	2,500	2,500	2,500
731794	Soldier Burial	115,663	125,629	125,629	125,629	125,629	125,629	125,629	125,629
731801	Soldier Relief	26,617	30,932	30,932	30,932	30,932	30,932	30,932	30,932
731818	Special Event Program	10,741	16,365	16,365	16,365	16,365	16,365	16,365	16,365
731941	Training	0	10,000	10,000	10,000	10,000	10,000	10,000	10,000
731997	Transportation of Clients	0	4,000	12,000	4,000	4,000	4,000	4,000	4,000
732011	Transportation Service	110,229	96,800	96,800	96,800	96,800	96,800	96,800	96,800
732018	Travel and Conference	18,359	28,450	28,450	28,450	28,450	28,450	28,450	28,450
732020	Travel Employee Taxable Meals	1,901	0	0	0	0	0	0	0
732060	Uniform Cleaning	110	576	576	576	576	576	576	576
732165	Workshops and Meeting	768	1,000	1,000	1,000	1,000	1,000	1,000	1,000
		872,624	1,051,235	1,114,720	1,051,235	1,046,235	1,051,235	1,046,235	1,046,235
Commodities									
750014	Animal Supplies	21,264	19,250	19,250	19,250	19,250	19,250	19,250	19,250
750049	Computer Supplies	998	1,518	1,518	1,518	1,518	1,518	1,518	1,518
750063	Custodial Supplies	12,607	14,850	14,850	14,850	14,850	14,850	14,850	14,850
750070	Deputy Supplies	10,444	9,000	9,000	9,000	9,000	9,000	9,000	9,000
750105	Drug and Medicine Non-Legend	180	0	0	0	0	0	0	0
750154	Expendable Equipment	11,203	0	0	0	0	0	0	0
750168	FA Proprietary Equipment Exp	0	5,225	5,225	5,225	5,225	5,225	5,225	5,225
750182	Film and Processing	544	5,075	5,075	5,075	5,075	5,075	5,075	5,075
750217	Groceries	0	100	100	100	100	100	100	100
750224	Grounds Supplies	1,753	8,000	12,500	8,000	8,000	8,000	8,000	8,000
750231	Housekeeping and Janitor Exp	7,798	8,000	8,000	8,000	8,000	8,000	8,000	8,000
750280	Laboratory Supplies	86,033	121,324	121,324	121,324	121,324	121,324	121,324	121,324
750287	Maintenance Supplies	115	0	0	0	0	0	0	0
750294	Material and Supplies	2,889	3,100	3,600	3,100	3,100	3,100	3,100	3,100
750301	Medical Supplies	178,602	160,254	160,476	160,254	160,254	160,254	160,254	160,254
750392	Metered Postage	15,234	46,852	46,852	46,852	46,852	46,852	46,852	46,852
750399	Office Supplies	78,310	96,483	96,483	96,483	96,483	96,483	96,483	96,483
750532	Tax Collection Supplies	3,540	2,806	7,441	2,806	2,806	2,806	2,806	2,806
750581	Uniforms	3,819	3,783	3,783	3,783	3,783	3,783	3,783	3,783
		435,334	505,620	515,477	505,620	505,620	505,620	505,620	505,620
Capital Outlay									
		0	0	0	0	0	0	0	0
Operating Expenses									
		1,307,958	1,556,855	1,630,197	1,556,855	1,551,855	1,556,855	1,551,855	1,551,855
Internal Support									
Internal Services									

Department:	107 - Public Services	OAKLAND COUNTY, MICHIGAN							
General Fund / General Purpose		FY2013 AND FY2014 AND FY2015 County Executive Budget Recommendation							

Account Number/Description	FY 2011 Actual	FY 2012		FY 2013 Amended Plan	FY 2014 Amended Plan	FY 2013 County Exec. Recommended	FY 2014 County Exec. Recommended	FY 2015 County Exec. Recommended
		Adopted Budget	Amended Budget					
770631 Bldg Space Cost Allocation	1,818,903	1,928,550	1,928,550	1,930,036	2,045,120	1,873,272	1,979,030	1,989,667
770667 Convenience Copier	44,551	43,143	43,143	43,143	43,143	52,808	52,808	52,808
772618 Equipment Rental	84,435	84,435	84,435	84,435	84,435	87,555	87,555	87,555
773535 Info Tech CLEMIS	32,328	33,944	33,944	35,641	37,423	34,211	35,922	37,718
773630 Info Tech Development	175,886	0	154,150	0	0	0	0	0
774636 Info Tech Operations	710,128	689,786	689,786	690,458	694,090	662,093	664,460	664,460
774677 Insurance Fund	8,637	8,994	8,994	8,994	8,994	9,378	9,444	9,583
775667 Mail Room	25,814	0	0	0	0	0	0	0
775754 Maintenance Department Charges	37,071	0	21,608	0	0	0	0	0
776659 Motor Pool Fuel Charges	84,562	108,000	108,000	108,000	108,000	90,500	90,500	90,500
776661 Motor Pool	240,670	279,000	279,000	279,000	279,000	283,500	283,500	283,500
776666 Print Shop	5,761	0	0	0	0	0	0	0
777560 Radio Communications	20,083	7,922	7,922	7,922	7,922	11,835	11,835	11,835
778675 Telephone Communications	160,794	168,469	168,469	168,469	168,469	163,543	163,543	163,543
	3,449,622	3,352,243	3,528,001	3,356,098	3,476,596	3,268,695	3,378,597	3,391,169
Internal Support	3,449,622	3,352,243	3,528,001	3,356,098	3,476,596	3,268,695	3,378,597	3,391,169
Transfers/Other Sources (Uses)								
Transfers Out								
788001 Transfers Out	124,992	0	0	0	0	0	0	0
	124,992	0	0	0	0	0	0	0
	124,992	0	0	0	0	0	0	0
Grand Total Expenditures	15,255,747	16,478,849	16,727,950	16,482,704	16,598,202	16,033,981	16,088,383	16,100,955

Department:	Public Services	OAKLAND COUNTY, MICHIGAN							
Organization:	10701 - Public Services Admin								
Fund:	10100 - General	FY2013 AND FY2014 AND FY2015 County Executive Budget Recommendation							

Account Number/Description	FY 2011 Actual	FY 2012		FY 2013 Amended Plan	FY 2014 Amended Plan	FY 2013 County Exec. Recommended	FY 2014 County Exec. Recommended	FY 2015 County Exec. Recommended
		Adopted Budget	Amended Budget					

Grand Total Revenues

Expenditures

Personnel

Salaries

702010	Salaries Regular	123,393	122,920	122,920	122,920	122,920	122,920	122,920	122,920
702140	Other Miscellaneous Salaries	0	0	0	0	315	0	0	0
		<u>123,393</u>	<u>122,920</u>	<u>122,920</u>	<u>122,920</u>	<u>123,235</u>	<u>122,920</u>	<u>122,920</u>	<u>122,920</u>

Fringe Benefits

722740	Fringe Benefits	0	0	0	0	185	0	0	0
722750	Workers Compensation	276	275	275	275	275	275	275	275
722760	Group Life	587	448	448	448	377	377	377	377
722770	Retirement	46,958	53,286	53,286	53,286	50,151	50,151	50,151	50,151
722780	Hospitalization	13,361	15,119	15,119	15,119	14,789	14,789	14,789	14,789
722790	Social Security	8,378	8,404	8,404	8,404	8,609	8,609	8,609	8,609
722800	Dental	733	769	769	769	762	762	762	762
722810	Disability	348	344	344	344	1,780	1,780	1,780	1,780
722820	Unemployment Insurance	541	467	467	467	455	455	455	455
722850	Optical	24	27	27	27	67	67	67	67
		<u>71,207</u>	<u>79,139</u>	<u>79,139</u>	<u>79,139</u>	<u>77,450</u>	<u>77,265</u>	<u>77,265</u>	<u>77,265</u>

Personnel

Operating Expenses

Contractual Services

731213	Membership Dues	52	500	500	500	500	500	500	500
731339	Periodicals Books Publ Sub	357	0	0	0	0	0	0	0
731818	Special Event Program	1,157	2,500	2,500	2,500	2,500	2,500	2,500	2,500
732018	Travel and Conference	40	1,500	1,500	1,500	1,500	1,500	1,500	1,500
		<u>1,606</u>	<u>4,500</u>	<u>4,500</u>	<u>4,500</u>	<u>4,500</u>	<u>4,500</u>	<u>4,500</u>	<u>4,500</u>

Commodities

750399	Office Supplies	270	300	300	300	300	300	300	300
		<u>270</u>	<u>300</u>	<u>300</u>	<u>300</u>	<u>300</u>	<u>300</u>	<u>300</u>	<u>300</u>

Operating Expenses

Internal Support

Internal Services

770631	Bldg Space Cost Allocation	6,016	4,817	4,817	4,820	5,106	5,773	6,097	6,130
774677	Insurance Fund	148	148	148	148	148	149	149	149
		<u>6,164</u>	<u>4,965</u>	<u>4,965</u>	<u>4,968</u>	<u>5,254</u>	<u>5,922</u>	<u>6,246</u>	<u>6,279</u>

Internal Support

Grand Total Expenditures

		<u>202,641</u>	<u>211,824</u>	<u>211,824</u>	<u>211,827</u>	<u>212,113</u>	<u>211,407</u>	<u>211,231</u>	<u>211,264</u>
--	--	-----------------------	-----------------------	-----------------------	-----------------------	-----------------------	-----------------------	-----------------------	-----------------------

Department:	Public Services	OAKLAND COUNTY, MICHIGAN
Organization:	10703 - Veterans Services	
Fund:	10100 - General	
		FY2013 AND FY2014 AND FY2015 County Executive Budget Recommendation

Account Number/Description	FY 2011 Actual	FY 2012		FY 2013 Amended Plan	FY 2014 Amended Plan	FY 2013 County Exec. Recommended	FY 2014 County Exec. Recommended	FY 2015 County Exec. Recommended
		Adopted Budget	Amended Budget					

Grand Total Revenues

Expenditures

Personnel

Salaries

702010	Salaries Regular	682,544	816,987	816,987	816,987	816,987	830,476	830,476	830,476
702030	Holiday	28,628	0	0	0	0	0	0	0
702050	Annual Leave	56,169	0	0	0	0	0	0	0
702080	Sick Leave	13,932	0	0	0	0	0	0	0
702140	Other Miscellaneous Salaries	0	0	0	0	0	5,040	0	0
702200	Death Leave	1,099	0	0	0	0	0	0	0
702360	Short Term Disability	3,595	0	0	0	0	0	0	0
712020	Overtime	1,517	0	0	0	0	0	0	0
		787,484	816,987	816,987	816,987	816,987	835,516	830,476	830,476

Fringe Benefits

722740	Fringe Benefits	0	0	0	0	0	2,960	0	0
722750	Workers Compensation	3,281	3,310	3,310	3,310	3,310	3,341	3,341	3,341
722760	Group Life	3,600	3,120	3,120	3,120	3,120	2,563	2,563	2,563
722770	Retirement	268,601	330,418	330,418	330,418	330,418	321,835	321,835	321,835
722780	Hospitalization	221,391	252,753	252,753	252,753	252,753	242,917	242,917	242,917
722790	Social Security	55,115	62,500	62,500	62,500	62,500	63,531	63,531	63,531
722800	Dental	16,997	17,249	17,249	17,249	17,249	16,792	16,792	16,792
722810	Disability	2,357	2,607	2,607	2,607	2,607	12,025	12,025	12,025
722820	Unemployment Insurance	3,441	3,104	3,104	3,104	3,104	3,072	3,072	3,072
722850	Optical	673	883	883	883	883	1,504	1,504	1,504
		575,455	675,944	675,944	675,944	675,944	670,540	667,580	667,580

Personnel

Operating Expenses

Contractual Services

730072	Advertising	953	1,000	1,000	1,000	1,000	1,000	1,000	1,000
730646	Equipment Maintenance	474	600	600	600	600	600	600	600
730709	Fees - Per Diems	1,200	2,088	2,088	2,088	2,088	2,088	2,088	2,088
731213	Membership Dues	205	1,500	1,500	1,500	1,500	1,500	1,500	1,500
731241	Miscellaneous	305	700	700	700	700	700	700	700
731346	Personal Mileage	2,873	3,758	3,758	3,758	3,758	3,758	3,758	3,758
731388	Printing	4,536	2,708	2,708	2,708	2,708	2,708	2,708	2,708
731794	Soldier Burial	115,663	125,629	125,629	125,629	125,629	125,629	120,629	120,629
731801	Soldier Relief	26,617	30,932	30,932	30,932	30,932	30,932	30,932	30,932
731818	Special Event Program	441	3,865	3,865	3,865	3,865	3,865	3,865	3,865
732018	Travel and Conference	6,753	8,000	8,000	8,000	8,000	8,000	8,000	8,000
732020	Travel Employee Taxable Meals	1,901	0	0	0	0	0	0	0
		161,920	180,780	180,780	180,780	175,780	180,780	175,780	175,780

Department:	Public Services	OAKLAND COUNTY, MICHIGAN
Organization:	10703 - Veterans Services	
Fund:	10100 - General	
		FY2013 AND FY2014 AND FY2015 County Executive Budget Recommendation

Account Number/Description	FY 2011 Actual	FY 2012		FY 2013 Amended Plan	FY 2014 Amended Plan	FY 2013 County Exec. Recommended	FY 2014 County Exec. Recommended	FY 2015 County Exec. Recommended
		Adopted Budget	Amended Budget					
Commodities								
750049 Computer Supplies	998	1,518	1,518	1,518	1,518	1,518	1,518	1,518
750392 Metered Postage	3,473	6,114	6,114	6,114	6,114	6,114	6,114	6,114
750399 Office Supplies	7,143	7,500	7,500	7,500	7,500	7,500	7,500	7,500
	11,614	15,132	15,132	15,132	15,132	15,132	15,132	15,132
Capital Outlay								
	0	0	0	0	0	0	0	0
Operating Expenses	173,534	195,912	195,912	195,912	190,912	195,912	190,912	190,912
Internal Support								
Internal Services								
770631 Bldg Space Cost Allocation	69,877	76,032	76,032	76,091	80,607	72,796	76,886	77,297
770667 Convenience Copier	4,479	4,725	4,725	4,725	4,725	4,598	4,598	4,598
773630 Info Tech Development	305	0	183	0	0	0	0	0
774636 Info Tech Operations	69,215	65,617	65,617	65,681	66,026	65,488	65,722	65,722
774677 Insurance Fund	1,014	1,014	1,014	1,014	1,014	1,015	1,015	1,015
775667 Mail Room	3,341	0	0	0	0	0	0	0
775754 Maintenance Department Charges	644	0	904	0	0	0	0	0
776659 Motor Pool Fuel Charges	4,277	4,900	4,900	4,900	4,900	4,900	4,900	4,900
776661 Motor Pool	12,679	12,500	12,500	12,500	12,500	12,500	12,500	12,500
776666 Print Shop	141	0	0	0	0	0	0	0
778675 Telephone Communications	10,355	11,997	11,997	11,997	11,997	9,876	9,876	9,876
	176,326	176,785	177,872	176,908	181,769	171,173	175,497	175,908
Internal Support	176,326	176,785	177,872	176,908	181,769	171,173	175,497	175,908
Grand Total Expenditures	1,712,800	1,865,628	1,866,715	1,865,751	1,865,612	1,873,141	1,864,465	1,864,876

Department:	Public Services	OAKLAND COUNTY, MICHIGAN
Organization:	10704 - Community Corrections	
Fund:	10100 - General	

FY2013 AND FY2014 AND FY2015 County Executive Budget Recommendation

Account Number/Description	FY 2011 Actual	FY 2012		FY 2013 Amended Plan	FY 2014 Amended Plan	FY 2013 County Exec. Recommended	FY 2014 County Exec. Recommended	FY 2015 County Exec. Recommended
		Adopted Budget	Amended Budget					
Revenues								
Revenue								
Charges for Services								
630686 Fee Income	241,032	300,000	300,000	300,000	300,000	230,000	230,000	230,000
	241,032	300,000	300,000	300,000	300,000	230,000	230,000	230,000
Revenue	241,032	300,000	300,000	300,000	300,000	230,000	230,000	230,000
Grand Total Revenues	241,032	300,000	300,000	300,000	300,000	230,000	230,000	230,000

Expenditures

Personnel								
Salaries								
702010 Salaries Regular	1,794,349	2,167,536	2,167,536	2,167,536	2,167,536	1,993,470	1,993,470	1,993,470
702030 Holiday	69,054	0	0	0	0	0	0	0
702050 Annual Leave	130,150	0	0	0	0	0	0	0
702080 Sick Leave	38,349	0	0	0	0	0	0	0
702100 Retroactive	190	0	0	0	0	0	0	0
702140 Other Miscellaneous Salaries	10,693	0	0	0	0	10,395	0	0
702200 Death Leave	3,053	0	0	0	0	0	0	0
702360 Short Term Disability	12,878	0	0	0	0	0	0	0
712020 Overtime	144	5,000	5,000	5,000	5,000	5,000	5,000	5,000
	2,058,861	2,172,536	2,172,536	2,172,536	2,172,536	2,008,865	1,998,470	1,998,470
Fringe Benefits								
722740 Fringe Benefits	0	0	0	0	0	6,105	0	0
722750 Workers Compensation	4,740	6,161	6,161	6,161	6,161	4,692	4,692	4,692
722760 Group Life	8,464	7,147	7,147	7,147	7,147	5,717	5,717	5,717
722770 Retirement	630,422	771,075	771,075	771,075	771,075	694,848	694,848	694,848
722780 Hospitalization	395,534	471,704	471,704	471,704	471,704	449,567	449,567	449,567
722790 Social Security	138,691	150,674	150,674	150,674	150,674	145,330	145,330	145,330
722800 Dental	29,536	32,144	32,144	32,144	32,144	30,006	30,006	30,006
722810 Disability	5,857	6,205	6,205	6,205	6,205	26,856	26,856	26,856
722820 Unemployment Insurance	8,977	8,237	8,237	8,237	8,237	7,734	7,734	7,734
722850 Optical	1,723	1,970	1,970	1,970	1,970	3,104	3,104	3,104
722900 Fringe Benefit Adjustments	0	2,420	2,420	2,420	2,420	(45,196)	(45,196)	(45,196)
	1,223,944	1,457,737	1,457,737	1,457,737	1,457,737	1,328,763	1,322,658	1,322,658
Personnel	3,282,805	3,630,273	3,630,273	3,630,273	3,630,273	3,337,628	3,321,128	3,321,128
Operating Expenses								
Contractual Services								
730373 Contracted Services	310,562	418,440	453,925	418,440	418,440	418,440	418,440	418,440
730562 Electrical Service	1,705	0	0	0	0	0	0	0
730646 Equipment Maintenance	0	1,500	1,500	1,500	1,500	1,500	1,500	1,500
731101 Library Continuations	197	142	142	142	142	142	142	142

Department:	Public Services	OAKLAND COUNTY, MICHIGAN
Organization:	10704 - Community Corrections	
Fund:	10100 - General	
		FY2013 AND FY2014 AND FY2015 County Executive Budget Recommendation

Account Number/Description	FY 2011 Actual	FY 2012		FY 2013 Amended Plan	FY 2014 Amended Plan	FY 2013 County Exec. Recommended	FY 2014 County Exec. Recommended	FY 2015 County Exec. Recommended	
		Adopted Budget	Amended Budget						
731150 Maintenance Contract	1,715	1,805	1,805	1,805	1,805	1,805	1,805	1,805	
731213 Membership Dues	106	1,075	1,075	1,075	1,075	1,075	1,075	1,075	
731346 Personal Mileage	4,645	10,208	10,208	10,208	10,208	10,208	10,208	10,208	
731388 Printing	8,883	10,995	10,995	10,995	10,995	10,995	10,995	10,995	
731773 Software Rental Lease Purchase	898	2,500	2,500	2,500	2,500	2,500	2,500	2,500	
731997 Transportation of Clients	0	4,000	12,000	4,000	4,000	4,000	4,000	4,000	
732011 Transportation Service	0	800	800	800	800	800	800	800	
732018 Travel and Conference	5,392	7,000	7,000	7,000	7,000	7,000	7,000	7,000	
	334,103	458,465	501,950	458,465	458,465	458,465	458,465	458,465	
Commodities									
750063 Custodial Supplies	989	2,700	2,700	2,700	2,700	2,700	2,700	2,700	
750154 Expendable Equipment	800	0	0	0	0	0	0	0	
750168 FA Proprietary Equipment Exp	0	5,125	5,125	5,125	5,125	5,125	5,125	5,125	
750224 Grounds Supplies	1,753	8,000	12,500	8,000	8,000	8,000	8,000	8,000	
750294 Material and Supplies	2,889	3,100	3,600	3,100	3,100	3,100	3,100	3,100	
750392 Metered Postage	1,726	2,090	2,090	2,090	2,090	2,090	2,090	2,090	
750399 Office Supplies	17,067	22,545	22,545	22,545	22,545	22,545	22,545	22,545	
	25,225	43,560	48,560	43,560	43,560	43,560	43,560	43,560	
Operating Expenses	359,328	502,025	550,510	502,025	502,025	502,025	502,025	502,025	
Internal Support									
Internal Services									
770631 Bldg Space Cost Allocation	165,579	167,368	167,368	167,505	177,992	168,304	178,276	179,280	
770667 Convenience Copier	8,639	7,540	7,540	7,540	7,540	12,969	12,969	12,969	
773535 Info Tech CLEMIS	19,849	20,840	20,840	21,882	22,976	21,003	22,054	23,156	
773630 Info Tech Development	69,161	0	82,032	0	0	0	0	0	
774636 Info Tech Operations	240,520	229,516	229,516	229,739	230,945	224,118	224,919	224,919	
774677 Insurance Fund	304	304	304	304	304	305	305	305	
775667 Mail Room	1,585	0	0	0	0	0	0	0	
775754 Maintenance Department Charges	10,863	0	1,811	0	0	0	0	0	
776659 Motor Pool Fuel Charges	13,119	14,000	14,000	14,000	14,000	14,000	14,000	14,000	
776661 Motor Pool	51,057	46,500	46,500	46,500	46,500	50,000	50,000	50,000	
776666 Print Shop	652	0	0	0	0	0	0	0	
778675 Telephone Communications	31,028	33,614	33,614	33,614	33,614	31,373	31,373	31,373	
	612,356	519,682	603,525	521,084	533,871	522,072	533,896	536,002	
Internal Support	612,356	519,682	603,525	521,084	533,871	522,072	533,896	536,002	
Grand Total Expenditures	4,254,490	4,651,980	4,784,308	4,653,382	4,666,169	4,361,725	4,357,049	4,359,155	

Department:	Public Services	OAKLAND COUNTY, MICHIGAN
Organization:	10705 - MSU Extension	
Fund:	10100 - General	
		FY2013 AND FY2014 AND FY2015 County Executive Budget Recommendation

Account Number/Description	FY 2011 Actual	FY 2012		FY 2013 Amended Plan	FY 2014 Amended Plan	FY 2013 County Exec. Recommended	FY 2014 County Exec. Recommended	FY 2015 County Exec. Recommended
		Adopted Budget	Amended Budget					
Revenues								
Revenue								
Charges for Services								
631827 Reimb General	30,964	40,000	40,000	40,000	40,000	21,000	21,000	21,000
	30,964	40,000	40,000	40,000	40,000	21,000	21,000	21,000
Revenue	30,964	40,000	40,000	40,000	40,000	21,000	21,000	21,000
Grand Total Revenues	30,964	40,000	40,000	40,000	40,000	21,000	21,000	21,000

Expenditures

Personnel								
Salaries								
702010 Salaries Regular	448,444	498,419	498,419	498,419	498,419	497,285	497,285	497,285
702030 Holiday	14,707	0	0	0	0	0	0	0
702050 Annual Leave	27,073	0	0	0	0	0	0	0
702080 Sick Leave	8,708	0	0	0	0	0	0	0
702140 Other Miscellaneous Salaries	0	0	0	0	0	2,835	0	0
702200 Death Leave	2,174	0	0	0	0	0	0	0
702360 Short Term Disability	9,628	0	0	0	0	0	0	0
712020 Overtime	7	0	0	0	0	0	0	0
712040 Holiday Overtime	64	0	0	0	0	0	0	0
	510,804	498,419	498,419	498,419	498,419	500,120	497,285	497,285
Fringe Benefits								
722740 Fringe Benefits	0	0	0	0	0	1,665	0	0
722750 Workers Compensation	2,295	2,888	2,888	2,888	2,888	2,237	2,237	2,237
722760 Group Life	1,724	1,468	1,468	1,468	1,468	1,254	1,254	1,254
722770 Retirement	141,161	169,820	169,820	169,820	169,820	157,422	157,422	157,422
722780 Hospitalization	110,608	124,959	124,959	124,959	124,959	120,231	120,231	120,231
722790 Social Security	31,334	32,398	32,398	32,398	32,398	32,390	32,390	32,390
722800 Dental	8,258	8,788	8,788	8,788	8,788	8,180	8,180	8,180
722810 Disability	1,352	1,467	1,467	1,467	1,467	5,879	5,879	5,879
722820 Unemployment Insurance	2,198	1,896	1,896	1,896	1,896	1,839	1,839	1,839
722850 Optical	333	356	356	356	356	660	660	660
	299,263	344,040	344,040	344,040	344,040	331,757	330,092	330,092
Personnel	810,067	842,459	842,459	842,459	842,459	831,877	827,377	827,377
Operating Expenses								
Contractual Services								
730226 Car Allowance	23,643	22,000	22,000	22,000	22,000	22,000	22,000	22,000
730324 Communications	66	600	600	600	600	600	600	600
730646 Equipment Maintenance	0	300	300	300	300	300	300	300
731213 Membership Dues	1,009	1,075	1,075	1,075	1,075	1,075	1,075	1,075
731241 Miscellaneous	16	600	600	600	600	600	600	600

Department:	Public Services	OAKLAND COUNTY, MICHIGAN
Organization:	10705 - MSU Extension	
Fund:	10100 - General	
		FY2013 AND FY2014 AND FY2015 County Executive Budget Recommendation

Account Number/Description	FY 2011 Actual	FY 2012		FY 2013 Amended Plan	FY 2014 Amended Plan	FY 2013 County Exec. Recommended	FY 2014 County Exec. Recommended	FY 2015 County Exec. Recommended	
		Adopted Budget	Amended Budget						
731339	Periodicals Books Publ Sub	167	310	310	310	310	310	310	
731346	Personal Mileage	7,770	7,569	7,569	7,569	7,569	7,569	7,569	
731388	Printing	6,946	17,083	17,083	17,083	17,083	17,083	17,083	
731458	Professional Services	3,590	4,500	4,500	4,500	4,500	4,500	4,500	
731626	Rent	0	500	500	500	500	500	500	
731818	Special Event Program	3,602	5,000	5,000	5,000	5,000	5,000	5,000	
732018	Travel and Conference	4,816	6,550	6,550	6,550	6,550	6,550	6,550	
732165	Workshops and Meeting	768	1,000	1,000	1,000	1,000	1,000	1,000	
		52,392	67,087	67,087	67,087	67,087	67,087	67,087	
Commodities									
750063	Custodial Supplies	0	150	150	150	150	150	150	
750217	Groceries	0	100	100	100	100	100	100	
750392	Metered Postage	2,842	11,155	11,155	11,155	11,155	11,155	11,155	
750399	Office Supplies	11,141	11,197	11,197	11,197	11,197	11,197	11,197	
		13,983	22,602	22,602	22,602	22,602	22,602	22,602	
Operating Expenses									
		66,376	89,689	89,689	89,689	89,689	89,689	89,689	
Internal Support									
Internal Services									
770631	Bldg Space Cost Allocation	106,210	110,659	110,659	110,743	117,316	112,353	119,301	
770667	Convenience Copier	2,891	3,604	3,604	3,604	3,604	2,092	2,092	
773630	Info Tech Development	549	0	244	0	0	0	0	
774636	Info Tech Operations	107,957	112,635	112,635	112,745	113,336	103,545	103,915	
774677	Insurance Fund	456	456	456	456	456	456	456	
775667	Mail Room	3,232	0	0	0	0	0	0	
775754	Maintenance Department Charges	4,450	0	2,553	0	0	0	0	
776661	Motor Pool	4,730	3,500	3,500	3,500	3,500	3,500	3,500	
776666	Print Shop	1,645	0	0	0	0	0	0	
778675	Telephone Communications	20,869	21,794	21,794	21,794	21,794	20,143	20,143	
		252,988	252,648	255,445	252,842	260,006	242,089	248,772	
		252,988	252,648	255,445	252,842	260,006	242,089	248,772	
Internal Support									
		252,988	252,648	255,445	252,842	260,006	242,089	248,772	
Grand Total Expenditures									
		1,129,431	1,184,796	1,187,593	1,184,990	1,192,154	1,163,655	1,165,838	
								1,166,473	

Department:	Public Services	OAKLAND COUNTY, MICHIGAN						
Organization:	10706 - Medical Examiner							
Fund:	10100 - General							
		FY2013 AND FY2014 AND FY2015 County Executive Budget Recommendation						

Account Number/Description	FY 2011 Actual	FY 2012		FY 2013 Amended Plan	FY 2014 Amended Plan	FY 2013 County Exec. Recommended	FY 2014 County Exec. Recommended	FY 2015 County Exec. Recommended
		Adopted Budget	Amended Budget					
Revenues								
Revenue								
Charges for Services								
630126	Autopsies	65,339	64,000	64,000	64,000	64,000	64,000	64,000
630427	Cremation Approval Fee	107,190	80,000	80,000	80,000	80,000	80,000	80,000
631211	Medical Services	25,644	22,000	22,000	22,000	22,000	22,000	22,000
631253	Miscellaneous	27,141	23,000	23,000	23,000	23,000	23,000	23,000
		225,314	189,000	189,000	189,000	189,000	189,000	189,000
		225,314	189,000	189,000	189,000	189,000	189,000	189,000
Revenue		225,314	189,000	189,000	189,000	189,000	189,000	189,000
Grand Total Revenues		225,314	189,000	189,000	189,000	189,000	189,000	189,000

Expenditures

Personnel								
Salaries								
702010	Salaries Regular	1,757,117	1,966,900	1,966,900	1,966,900	1,966,900	1,975,986	1,975,986
702030	Holiday	62,922	0	0	0	0	0	0
702050	Annual Leave	113,732	0	0	0	0	0	0
702080	Sick Leave	31,748	0	0	0	0	0	0
702130	Shift Premium	890	0	0	0	0	0	0
702140	Other Miscellaneous Salaries	15,218	0	0	0	6,300	0	0
702200	Death Leave	1,354	0	0	0	0	0	0
702240	Salary Adjustments	0	0	0	0	15,177	15,177	15,177
702360	Short Term Disability	6,406	0	0	0	0	0	0
712020	Overtime	60,881	64,911	64,911	64,911	64,911	64,911	64,911
712040	Holiday Overtime	19,859	27,755	27,755	27,755	27,755	27,755	27,755
		2,070,127	2,059,566	2,059,566	2,059,566	2,090,129	2,083,829	2,083,829
Fringe Benefits								
722740	Fringe Benefits	0	0	0	0	3,700	0	0
722750	Workers Compensation	25,458	23,970	23,970	23,970	24,208	24,208	24,208
722760	Group Life	7,798	6,345	6,345	6,345	5,313	5,313	5,313
722770	Retirement	623,613	710,302	710,302	710,302	669,603	669,603	669,603
722780	Hospitalization	184,719	232,387	232,387	232,387	196,796	196,796	196,796
722790	Social Security	116,707	116,991	116,991	116,991	119,029	119,029	119,029
722800	Dental	18,259	20,181	20,181	20,181	19,570	19,570	19,570
722810	Disability	4,457	5,006	5,006	5,006	25,059	25,059	25,059
722820	Unemployment Insurance	9,052	7,472	7,472	7,472	7,310	7,310	7,310
722850	Optical	1,296	1,596	1,596	1,596	2,183	2,183	2,183
722900	Fringe Benefit Adjustments	0	44,850	44,850	44,850	48,506	48,506	48,506
		991,358	1,169,100	1,169,100	1,169,100	1,121,277	1,117,577	1,117,577
Personnel		3,061,485	3,228,666	3,228,666	3,228,666	3,211,406	3,201,406	3,201,406
Operating Expenses								

Department:	Public Services	OAKLAND COUNTY, MICHIGAN
Organization:	10706 - Medical Examiner	
Fund:	10100 - General	
FY2013 AND FY2014 AND FY2015 County Executive Budget Recommendation		

Account Number/Description	FY 2011 Actual	FY 2012		FY 2013 Amended Plan	FY 2014 Amended Plan	FY 2013 County Exec. Recommended	FY 2014 County Exec. Recommended	FY 2015 County Exec. Recommended
		Adopted Budget	Amended Budget					
Contractual Services								
730373 Contracted Services	0	300	300	300	300	300	300	300
730611 Employees Medical Exams	983	1,299	1,299	1,299	1,299	1,299	1,299	1,299
730646 Equipment Maintenance	6,415	9,116	9,116	9,116	9,116	9,116	9,116	9,116
730653 Equipment Rental	1,324	2,500	2,500	2,500	2,500	2,500	2,500	2,500
730772 Freight and Express	3,839	3,000	3,000	3,000	3,000	3,000	3,000	3,000
731031 Laboratory Fees	144,213	152,432	152,432	152,432	152,432	152,432	152,432	152,432
731059 Laundry and Cleaning	2,567	1,700	1,700	1,700	1,700	1,700	1,700	1,700
731115 Licenses and Permits	0	1,000	1,000	1,000	1,000	1,000	1,000	1,000
731178 Medical Emergency Training	643	0	0	0	0	0	0	0
731213 Membership Dues	5,133	4,500	4,500	4,500	4,500	4,500	4,500	4,500
731241 Miscellaneous	110	400	400	400	400	400	400	400
731339 Periodicals Books Publ Sub	3,105	2,000	2,000	2,000	2,000	2,000	2,000	2,000
731346 Personal Mileage	568	2,253	2,253	2,253	2,253	2,253	2,253	2,253
731388 Printing	2,030	2,125	2,125	2,125	2,125	2,125	2,125	2,125
731458 Professional Services	2,164	5,297	5,297	5,297	5,297	5,297	5,297	5,297
731941 Training	0	10,000	10,000	10,000	10,000	10,000	10,000	10,000
732011 Transportation Service	110,229	96,000	96,000	96,000	96,000	96,000	96,000	96,000
732018 Travel and Conference	822	3,900	3,900	3,900	3,900	3,900	3,900	3,900
	284,143	297,822	297,822	297,822	297,822	297,822	297,822	297,822
Commodities								
750063 Custodial Supplies	1,358	2,000	2,000	2,000	2,000	2,000	2,000	2,000
750105 Drug and Medicine Non-Legend	180	0	0	0	0	0	0	0
750168 FA Proprietary Equipment Exp	0	100	100	100	100	100	100	100
750182 Film and Processing	544	5,075	5,075	5,075	5,075	5,075	5,075	5,075
750280 Laboratory Supplies	86,033	121,324	121,324	121,324	121,324	121,324	121,324	121,324
750287 Maintenance Supplies	44	0	0	0	0	0	0	0
750301 Medical Supplies	90,606	80,254	80,476	80,254	80,254	80,254	80,254	80,254
750392 Metered Postage	719	1,911	1,911	1,911	1,911	1,911	1,911	1,911
750399 Office Supplies	9,628	11,520	11,520	11,520	11,520	11,520	11,520	11,520
	189,112	222,184	222,406	222,184	222,184	222,184	222,184	222,184
Operating Expenses	473,255	520,006	520,228	520,006	520,006	520,006	520,006	520,006
Internal Support								
Internal Services								
770631 Bldg Space Cost Allocation	730,779	736,484	736,484	737,048	780,788	649,686	686,185	689,856
770667 Convenience Copier	2,826	2,649	2,649	2,649	2,649	2,669	2,669	2,669
772618 Equipment Rental	83,475	83,475	83,475	83,475	83,475	85,625	85,625	85,625
773630 Info Tech Development	22,089	0	10,580	0	0	0	0	0
774636 Info Tech Operations	166,387	156,713	156,713	156,866	157,697	155,961	156,519	156,519
774677 Insurance Fund	2,373	2,372	2,372	2,372	2,372	2,374	2,374	2,374
775667 Mail Room	830	0	0	0	0	0	0	0
775754 Maintenance Department Charges	15,022	0	2,200	0	0	0	0	0
776659 Motor Pool Fuel Charges	8,318	8,600	8,600	8,600	8,600	8,600	8,600	8,600
776661 Motor Pool	30,631	29,500	29,500	29,500	29,500	30,500	30,500	30,500

Department:	Public Services	OAKLAND COUNTY, MICHIGAN
Organization:	10706 - Medical Examiner	
Fund:	10100 - General	
		FY2013 AND FY2014 AND FY2015 County Executive Budget Recommendation

Account Number/Description	FY 2011 Actual	FY 2012		FY 2013 Amended Plan	FY 2014 Amended Plan	FY 2013 County Exec. Recommended	FY 2014 County Exec. Recommended	FY 2015 County Exec. Recommended
		Adopted Budget	Amended Budget					
776666 Print Shop	1,967	0	0	0	0	0	0	0
778675 Telephone Communications	21,082	22,253	22,253	22,253	22,253	22,890	22,890	22,890
	1,085,777	1,042,046	1,054,826	1,042,763	1,087,334	958,305	995,362	999,033
Internal Support	1,085,777	1,042,046	1,054,826	1,042,763	1,087,334	958,305	995,362	999,033
Transfers/Other Sources (Uses)								
Transfers Out								
788001 Transfers Out	6,000	0	0	0	0	0	0	0
	6,000	0	0	0	0	0	0	0
Transfers/Other Sources (Uses)	6,000	0	0	0	0	0	0	0
Grand Total Expenditures	4,626,517	4,790,718	4,803,720	4,791,435	4,836,006	4,689,717	4,716,774	4,720,445

Department:	Public Services	OAKLAND COUNTY, MICHIGAN						
Organization:	10708 - Animal Control							
Fund:	10100 - General							
		FY2013 AND FY2014 AND FY2015 County Executive Budget Recommendation						

Account Number/Description	FY 2011 Actual	FY 2012		FY 2013 Amended Plan	FY 2014 Amended Plan	FY 2013 County Exec. Recommended	FY 2014 County Exec. Recommended	FY 2015 County Exec. Recommended
		Adopted Budget	Amended Budget					

Revenues

Revenue		FY 2011 Actual	FY 2012 Adopted Budget	FY 2012 Amended Budget	FY 2013 Amended Plan	FY 2014 Amended Plan	FY 2013 County Exec. Recommended	FY 2014 County Exec. Recommended	FY 2015 County Exec. Recommended
Charges for Services									
630028	Adoptions	23,444	69,060	23,750	23,850	23,850	23,850	23,850	23,850
630070	Animal Shots	26,066	33,190	28,000	28,200	28,200	28,200	28,200	28,200
630074	Animal Sterilization Fees	71,900	42,000	73,640	85,000	85,000	85,000	85,000	85,000
630252	Claimed Animals	21,218	33,000	21,500	21,500	21,500	21,500	21,500	21,500
630686	Fee Income	449	0	0	0	0	0	0	0
631253	Miscellaneous	7,096	0	7,100	7,100	7,100	7,100	7,100	7,100
631526	Photostats	304	140	200	203	203	203	203	203
631582	Pound Fees	62,213	44,000	42,400	47,400	47,400	47,400	47,400	47,400
631743	Refunds Miscellaneous	50	0	0	0	0	0	0	0
631827	Reimb General	1,013	650	650	750	750	750	750	750
631981	Sale of Animals	0	1,800	1,000	1,000	1,000	1,000	1,000	1,000
631988	Sale of Licenses	486,318	659,155	689,655	882,500	882,500	667,892	667,892	667,892
632079	Service Fees	33,881	34,900	30,000	35,000	35,000	35,000	35,000	35,000
		733,952	917,895	917,895	1,132,503	1,132,503	917,895	917,895	917,895
Other Revenues									
670114	Cash Overages	146	0	0	0	0	0	0	0
		146	0	0	0	0	0	0	0
		734,098	917,895	917,895	1,132,503	1,132,503	917,895	917,895	917,895
Revenue									
Other Financing Sources									
Transfers In									
695500	Transfers In	0	0	20,000	0	0	0	0	0
		0	0	20,000	0	0	0	0	0
		0	0	20,000	0	0	0	0	0
Other Financing Sources									
Grand Total Revenues		734,098	917,895	937,895	1,132,503	1,132,503	917,895	917,895	917,895

Expenditures

Personnel		FY 2011 Actual	FY 2012 Adopted Budget	FY 2012 Amended Budget	FY 2013 Amended Plan	FY 2014 Amended Plan	FY 2013 County Exec. Recommended	FY 2014 County Exec. Recommended	FY 2015 County Exec. Recommended
Salaries									
702010	Salaries Regular	984,254	1,248,177	1,248,177	1,248,177	1,248,177	1,236,518	1,236,518	1,236,518
702030	Holiday	22,907	0	0	0	0	0	0	0
702050	Annual Leave	40,946	0	0	0	0	0	0	0
702080	Sick Leave	11,653	0	0	0	0	0	0	0
702100	Retroactive	240	0	0	0	0	0	0	0
702140	Other Miscellaneous Salaries	400	0	0	0	0	6,930	0	0
702190	Workers Compensation Pay	373	0	0	0	0	0	0	0
702200	Death Leave	615	0	0	0	0	0	0	0
702360	Short Term Disability	9,207	0	0	0	0	0	0	0
712020	Overtime	60,011	74,192	74,192	74,192	74,192	74,192	74,192	74,192

Department:	Public Services	OAKLAND COUNTY, MICHIGAN
Organization:	10708 - Animal Control	
Fund:	10100 - General	
FY2013 AND FY2014 AND FY2015 County Executive Budget Recommendation		

Account Number/Description	FY 2011 Actual	FY 2012		FY 2013 Amended Plan	FY 2014 Amended Plan	FY 2013 County Exec. Recommended	FY 2014 County Exec. Recommended	FY 2015 County Exec. Recommended
		Adopted Budget	Amended Budget					
712040 Holiday Overtime	2,756	6,428	6,428	6,428	6,428	6,428	6,428	6,428
712090 On Call	26,136	31,807	31,807	31,807	31,807	31,807	31,807	31,807
	1,159,498	1,360,604	1,360,604	1,360,604	1,360,604	1,355,875	1,348,945	1,348,945
Fringe Benefits								
722740 Fringe Benefits	0	0	0	0	0	4,070	0	0
722750 Workers Compensation	9,765	11,260	11,260	11,260	11,260	10,878	10,878	10,878
722760 Group Life	2,703	3,835	3,835	3,835	3,835	2,756	2,756	2,756
722770 Retirement	230,082	362,277	362,277	362,277	362,277	311,309	311,309	311,309
722780 Hospitalization	177,550	316,204	316,204	316,204	316,204	274,409	274,409	274,409
722790 Social Security	60,125	73,497	73,497	73,497	73,497	73,290	73,290	73,290
722800 Dental	13,937	20,854	20,854	20,854	20,854	18,596	18,596	18,596
722810 Disability	1,794	3,228	3,228	3,228	3,228	12,928	12,928	12,928
722820 Unemployment Insurance	5,045	4,740	4,740	4,740	4,740	4,577	4,577	4,577
722850 Optical	781	1,469	1,469	1,469	1,469	2,061	2,061	2,061
722900 Fringe Benefit Adjustments	0	15,395	15,395	15,395	15,395	50,030	50,030	50,030
	501,781	812,759	812,759	812,759	812,759	764,904	760,834	760,834
Personnel	1,661,278	2,173,363	2,173,363	2,173,363	2,173,363	2,120,779	2,109,779	2,109,779
Operating Expenses								
Contractual Services								
730240 Cash Shortage	119	0	0	0	0	0	0	0
730247 Charge Card Fee	2,516	2,000	2,000	2,000	2,000	2,000	2,000	2,000
730436 Damage By Dogs	0	400	400	400	400	400	400	400
730611 Employees Medical Exams	22	0	0	0	0	0	0	0
730617 Employees Rabies Vaccines	1,365	3,000	3,000	3,000	3,000	3,000	3,000	3,000
730646 Equipment Maintenance	2,202	2,826	2,826	2,826	2,826	2,826	2,826	2,826
731059 Laundry and Cleaning	59	0	0	0	0	0	0	0
731213 Membership Dues	259	200	200	200	200	200	200	200
731346 Personal Mileage	205	348	348	348	348	348	348	348
731388 Printing	3,985	14,225	14,225	14,225	14,225	14,225	14,225	14,225
731458 Professional Services	15,452	5,150	25,150	5,150	5,150	5,150	5,150	5,150
731818 Special Event Program	5,542	5,000	5,000	5,000	5,000	5,000	5,000	5,000
732018 Travel and Conference	536	1,500	1,500	1,500	1,500	1,500	1,500	1,500
732060 Uniform Cleaning	110	576	576	576	576	576	576	576
	32,370	35,225	55,225	35,225	35,225	35,225	35,225	35,225
Commodities								
750014 Animal Supplies	21,264	19,250	19,250	19,250	19,250	19,250	19,250	19,250
750063 Custodial Supplies	10,260	10,000	10,000	10,000	10,000	10,000	10,000	10,000
750070 Deputy Supplies	10,444	9,000	9,000	9,000	9,000	9,000	9,000	9,000
750154 Expendable Equipment	10,403	0	0	0	0	0	0	0
750231 Housekeeping and Janitor Exp	7,798	8,000	8,000	8,000	8,000	8,000	8,000	8,000
750287 Maintenance Supplies	71	0	0	0	0	0	0	0
750301 Medical Supplies	87,996	80,000	80,000	80,000	80,000	80,000	80,000	80,000
750392 Metered Postage	2,382	17,905	17,905	17,905	17,905	17,905	17,905	17,905

Department:	Public Services	OAKLAND COUNTY, MICHIGAN
Organization:	10708 - Animal Control	
Fund:	10100 - General	
FY2013 AND FY2014 AND FY2015 County Executive Budget Recommendation		

Account Number/Description	FY 2011 Actual	FY 2012		FY 2013 Amended Plan	FY 2014 Amended Plan	FY 2013 County Exec. Recommended	FY 2014 County Exec. Recommended	FY 2015 County Exec. Recommended
		Adopted Budget	Amended Budget					
750399 Office Supplies	4,191	4,128	4,128	4,128	4,128	4,128	4,128	4,128
750532 Tax Collection Supplies	3,540	2,806	7,441	2,806	2,806	2,806	2,806	2,806
750581 Uniforms	3,819	3,783	3,783	3,783	3,783	3,783	3,783	3,783
	162,168	154,872	159,507	154,872	154,872	154,872	154,872	154,872
Operating Expenses	194,538	190,097	214,732	190,097	190,097	190,097	190,097	190,097
Internal Support								
Internal Services								
770631 Bldg Space Cost Allocation	373,778	435,685	435,685	436,018	461,893	468,438	494,754	497,401
770667 Convenience Copier	3,597	2,433	2,433	2,433	2,433	4,872	4,872	4,872
772618 Equipment Rental	960	960	960	960	960	1,930	1,930	1,930
773535 Info Tech CLEMIS	12,479	13,104	13,104	13,759	14,447	13,208	13,868	14,562
773630 Info Tech Development	83,782	0	61,112	0	0	0	0	0
774636 Info Tech Operations	76,554	72,710	72,710	72,781	73,163	71,813	72,070	72,070
774677 Insurance Fund	4,341	4,700	4,700	4,700	4,700	5,079	5,145	5,284
775667 Mail Room	12,591	0	0	0	0	0	0	0
775754 Maintenance Department Charges	4,506	0	871	0	0	0	0	0
776659 Motor Pool Fuel Charges	58,848	80,500	80,500	80,500	80,500	63,000	63,000	63,000
776661 Motor Pool	141,573	187,000	187,000	187,000	187,000	187,000	187,000	187,000
776666 Print Shop	1,155	0	0	0	0	0	0	0
777560 Radio Communications	20,083	7,922	7,922	7,922	7,922	11,835	11,835	11,835
778675 Telephone Communications	16,532	14,436	14,436	14,436	14,436	14,378	14,378	14,378
	810,779	819,450	881,433	820,509	847,454	841,553	868,852	872,332
Internal Support	810,779	819,450	881,433	820,509	847,454	841,553	868,852	872,332
Transfers/Other Sources (Uses)								
Transfers Out								
788001 Transfers Out	118,992	0	0	0	0	0	0	0
	118,992	0	0	0	0	0	0	0
Transfers/Other Sources (Uses)	118,992	0	0	0	0	0	0	0
Grand Total Expenditures	2,785,588	3,182,910	3,269,528	3,183,969	3,210,914	3,152,429	3,168,728	3,172,208

County of Oakland
 Animal Care Center
 Adoption Fees
 FY 2012, FY 2013, and FY 2014 Adopted Budget

Kittens (Under 4 months)

Adoption Fee	\$	40.00
Vaccinations	\$	15.00
Sterilization Fee	\$	50.00
Cat Registration	\$	7.50
Total	\$	112.50

Puppies (under 4 months)

Adoption Fee	\$	47.00
Vaccinations	\$	17.00
Sterilization Fee	\$	50.00
Total	\$	114.00

Cats (4 months and over)

Adoption Fee	\$	40.00
Vaccinations	\$	30.00
Sterilization Fee	\$	50.00
Cat Registration	\$	7.50
Total	\$	127.50

Dogs (4 months and over)

License Fee	\$	7.50
Adoption Fee	\$	47.00
Vaccinations	\$	32.00
Sterilization Fee	\$	50.00
Total	\$	136.50

Department:	Public Services	OAKLAND COUNTY, MICHIGAN
Organization:	10709 - Circuit Court Probation	
Fund:	10100 - General	
		FY2013 AND FY2014 AND FY2015 County Executive Budget Recommendation

Account Number/Description	FY 2011 Actual	FY 2012		FY 2013 Amended Plan	FY 2014 Amended Plan	FY 2013 County Exec. Recommended	FY 2014 County Exec. Recommended	FY 2015 County Exec. Recommended
		Adopted Budget	Amended Budget					

Revenues

Revenue									
<u>Charges for Services</u>									
631743	Refunds Miscellaneous	1	0	0	0	0	0	0	0
		1	0	0	0	0	0	0	0
Revenue		1	0	0	0	0	0	0	0
Grand Total Revenues		1	0	0	0	0	0	0	0

Expenditures

Operating Expenses									
<u>Contractual Services</u>									
730646	Equipment Maintenance	290	1,130	1,130	1,130	1,130	1,130	1,130	1,130
730982	Interpreter Fees	0	375	375	375	375	375	375	375
731388	Printing	5,798	5,851	5,851	5,851	5,851	5,851	5,851	5,851
		6,089	7,356	7,356	7,356	7,356	7,356	7,356	7,356
<u>Commodities</u>									
750392	Metered Postage	4,093	7,677	7,677	7,677	7,677	7,677	7,677	7,677
750399	Office Supplies	28,869	39,293	39,293	39,293	39,293	39,293	39,293	39,293
		32,961	46,970	46,970	46,970	46,970	46,970	46,970	46,970
Operating Expenses		39,050	54,326	54,326	54,326	54,326	54,326	54,326	54,326
<u>Internal Support</u>									
<u>Internal Services</u>									
770631	Bldg Space Cost Allocation	366,664	397,505	397,505	397,811	421,418	395,922	418,166	420,402
770667	Convenience Copier	22,119	22,192	22,192	22,192	22,192	25,608	25,608	25,608
774636	Info Tech Operations	49,494	52,595	52,595	52,646	52,923	41,168	41,315	41,315
775667	Mail Room	4,235	0	0	0	0	0	0	0
775754	Maintenance Department Charges	1,587	0	13,270	0	0	0	0	0
776666	Print Shop	202	0	0	0	0	0	0	0
778675	Telephone Communications	60,929	64,375	64,375	64,375	64,375	64,883	64,883	64,883
		505,231	536,667	549,937	537,024	560,908	527,581	549,972	552,208
Internal Support		505,231	536,667	549,937	537,024	560,908	527,581	549,972	552,208
Grand Total Expenditures		544,281	590,993	604,263	591,350	615,234	581,907	604,298	606,534

Department:	109 - Econ Dev and Comm Affairs	OAKLAND COUNTY, MICHIGAN						
General Fund / General Purpose		FY2013 AND FY2014 AND FY2015 County Executive Budget Recommendation						

Account Number/Description	FY 2011 Actual	FY 2012		FY 2013 Amended Plan	FY 2014 Amended Plan	FY 2013 County Exec. Recommended	FY 2014 County Exec. Recommended	FY 2015 County Exec. Recommended
		Adopted Budget	Amended Budget					
Revenues								
Revenue								
Charges for Services								
630588	Economic Development Fees	60,000	60,000	60,000	60,000	60,000	60,000	60,000
631757	Registration Fees	39,652	19,000	19,000	19,000	22,600	22,600	22,600
631827	Reimb General	146,923	174,500	174,500	175,700	140,156	152,071	165,073
631869	Reimb Salaries	6,200	0	0	0	0	0	0
632002	Sale of Maps	72,740	50,000	50,000	50,000	50,000	50,000	50,000
632016	Sale of Publications	1	10,000	10,000	10,000	0	0	0
632065	Seminars/Conferences	47,253	9,500	9,500	9,500	9,500	9,500	9,500
		<u>372,768</u>	<u>323,000</u>	<u>323,000</u>	<u>324,200</u>	<u>282,256</u>	<u>294,171</u>	<u>307,173</u>
Contributions								
650104	Contributions Operating	1,000	5,000	5,000	5,000	0	0	0
650301	Donations	49,668	148,000	148,000	48,000	44,400	44,400	44,400
		<u>50,668</u>	<u>153,000</u>	<u>153,000</u>	<u>53,000</u>	<u>44,400</u>	<u>44,400</u>	<u>44,400</u>
Investment Income								
655077	Accrued Interest Adjustments	(40)	0	0	0	0	0	0
655385	Income from Investments	2,640	5,000	5,000	5,000	0	0	0
		<u>2,599</u>	<u>5,000</u>	<u>5,000</u>	<u>5,000</u>	<u>0</u>	<u>0</u>	<u>0</u>
Revenue		426,036	481,000	481,000	382,200	406,500	326,656	338,571
Grand Total Revenues		426,036	481,000	481,000	382,200	406,500	326,656	338,571

Expenditures

Personnel								
Salaries								
702010	Salaries Regular	2,494,385	2,924,218	2,924,218	2,924,218	2,965,277	2,924,379	2,922,633
702030	Holiday	97,658	0	0	0	0	0	0
702050	Annual Leave	171,399	0	0	0	0	0	0
702080	Sick Leave	47,976	0	0	0	0	0	0
702100	Retroactive	1,115	0	0	0	0	0	0
702120	Jury Duty	226	0	0	0	0	0	0
702140	Other Miscellaneous Salaries	0	0	0	0	0	14,175	0
702200	Death Leave	4,909	0	0	0	0	0	0
702240	Salary Adjustments	0	17,020	17,020	17,020	17,020	17,020	17,020
702360	Short Term Disability	9,624	0	0	0	0	0	0
712020	Overtime	3,491	0	0	0	0	0	0
		<u>2,830,783</u>	<u>2,941,238</u>	<u>2,941,238</u>	<u>2,941,238</u>	<u>2,982,297</u>	<u>2,955,574</u>	<u>2,939,653</u>
Fringe Benefits								
722740	Fringe Benefits	0	0	0	0	0	8,325	0
722750	Workers Compensation	10,848	12,183	12,183	12,183	12,432	11,419	11,296
722760	Group Life	11,990	10,742	10,742	10,742	10,892	8,714	8,709
722770	Retirement	913,102	1,137,473	1,137,473	1,137,473	1,154,040	1,061,731	1,059,771

Department: 109 - Econ Dev and Comm Affairs	OAKLAND COUNTY, MICHIGAN
General Fund / General Purpose	FY2013 AND FY2014 AND FY2015 County Executive Budget Recommendation

Account Number/Description	FY 2011 Actual	FY 2012		FY 2013 Amended Plan	FY 2014 Amended Plan	FY 2013 County Exec. Recommended	FY 2014 County Exec. Recommended	FY 2015 County Exec. Recommended
		Adopted Budget	Amended Budget					
722780 Hospitalization	488,851	603,892	603,892	603,892	614,071	625,212	623,999	623,999
722790 Social Security	197,560	217,270	217,270	217,270	220,411	217,485	217,352	217,352
722800 Dental	40,092	44,821	44,821	44,821	45,360	43,147	42,887	42,887
722810 Disability	7,958	8,795	8,795	8,795	8,924	41,080	41,055	41,055
722820 Unemployment Insurance	12,383	11,109	11,109	11,109	11,265	10,818	10,812	10,812
722850 Optical	2,036	2,595	2,595	2,595	2,650	4,050	4,105	4,105
722900 Fringe Benefit Adjustments	145	8,600	8,600	8,600	8,600	8,600	8,600	8,600
	1,684,964	2,057,480	2,057,480	2,057,480	2,088,645	2,040,581	2,028,586	2,028,586
Personnel	4,515,748	4,998,718	4,998,718	4,998,718	5,070,942	4,996,155	4,968,239	4,968,239
Operating Expenses								
Contractual Services								
730072 Advertising	144,339	109,250	130,250	109,850	110,450	110,775	111,050	111,655
730205 Business Recruitment	96,756	151,680	151,680	116,680	116,680	151,680	151,680	151,680
730226 Car Allowance	0	1,500	1,500	1,500	1,500	1,500	1,500	1,500
730247 Charge Card Fee	399	900	900	900	900	900	900	900
730324 Communications	0	500	500	500	500	500	500	500
730373 Contracted Services	0	100,000	100,000	0	0	0	0	0
730646 Equipment Maintenance	175	500	500	500	500	500	500	500
730772 Freight and Express	1,031	7,140	7,140	7,140	7,140	7,140	7,140	7,140
731073 Legal Services	0	5,000	5,000	5,000	5,000	5,000	5,000	5,000
731115 Licenses and Permits	135	0	0	0	0	0	0	0
731213 Membership Dues	73,500	59,320	59,320	59,320	59,320	59,320	59,320	59,320
731241 Miscellaneous	335	0	0	0	0	0	0	0
731339 Periodicals Books Publ Sub	2,027	10,000	10,000	10,000	10,000	10,000	10,000	10,000
731346 Personal Mileage	43,371	49,500	49,500	49,500	49,600	49,530	49,535	49,599
731388 Printing	4,059	104,708	104,708	105,108	105,708	108,243	109,358	109,963
731458 Professional Services	616,215	686,744	994,320	649,144	669,144	622,147	631,962	642,759
731626 Rent	0	12,750	12,750	12,750	12,750	0	0	0
731780 Software Support Maintenance	63,807	44,000	44,000	44,000	44,000	44,000	44,000	44,000
732018 Travel and Conference	11,118	37,900	37,900	37,900	37,900	42,900	42,900	42,900
732020 Travel Employee Taxable Meals	60	0	0	0	0	0	0	0
732165 Workshops and Meeting	62,245	69,180	69,180	69,280	69,380	52,190	52,201	52,328
	1,119,570	1,450,572	1,779,148	1,279,072	1,300,472	1,266,325	1,277,546	1,289,744
Commodities								
750049 Computer Supplies	1,033	2,570	2,570	2,570	2,570	2,570	2,570	2,570
750091 Drafting Supplies and Maps	21,441	22,500	22,500	22,500	22,500	22,500	22,500	22,500
750119 Dry Goods and Clothing	8,587	9,750	9,750	9,750	9,750	10,500	10,500	10,500
750168 FA Proprietary Equipment Exp	0	1,700	1,700	1,700	1,700	1,700	1,700	1,700
750259 Information Supplies	30	5,400	5,400	5,600	5,700	5,470	5,589	5,748
750392 Metered Postage	1,241	10,920	10,920	10,920	10,920	10,920	10,920	10,920
750399 Office Supplies	17,083	19,790	19,790	19,890	19,990	19,850	19,861	19,988
750427 Photographic Supplies	542	1,100	1,100	1,100	1,100	1,100	1,100	1,100
750511 Special Event Supplies	13,873	2,000	2,000	2,000	2,000	0	0	0
	63,831	75,730	75,730	76,030	76,230	74,610	74,740	75,026

Department:	109 - Econ Dev and Comm Affairs	OAKLAND COUNTY, MICHIGAN						
General Fund / General Purpose		FY2013 AND FY2014 AND FY2015 County Executive Budget Recommendation						

Account Number/Description	FY 2011 Actual	FY 2012		FY 2013 Amended Plan	FY 2014 Amended Plan	FY 2013 County Exec. Recommended	FY 2014 County Exec. Recommended	FY 2015 County Exec. Recommended
		Adopted Budget	Amended Budget					
Operating Expenses	1,183,400	1,526,302	1,854,878	1,355,102	1,376,702	1,340,935	1,352,286	1,364,770
Internal Support								
Internal Services								
770631 Bldg Space Cost Allocation	313,409	251,623	251,623	251,816	266,759	300,174	317,038	318,734
770667 Convenience Copier	5,191	6,690	6,690	6,690	6,690	3,636	3,636	3,636
772618 Equipment Rental	1,200	1,200	1,200	1,200	1,200	2,170	2,170	2,170
773630 Info Tech Development	89,216	0	139,692	0	0	0	0	0
774636 Info Tech Operations	459,095	445,195	445,195	445,627	448,117	430,085	431,623	431,623
774677 Insurance Fund	2,764	2,762	2,762	2,762	2,762	2,765	2,765	2,765
775667 Mail Room	1,256	0	0	0	0	0	0	0
775754 Maintenance Department Charges	17,442	0	13,777	0	0	0	0	0
776661 Motor Pool	2,839	2,500	2,500	2,500	2,500	3,000	3,000	3,000
776666 Print Shop	283	0	0	0	0	0	0	0
778675 Telephone Communications	50,993	52,546	52,546	52,546	52,546	52,376	52,545	52,636
	943,689	762,516	915,984	763,141	780,574	794,206	812,777	814,564
Internal Support	943,689	762,516	915,984	763,141	780,574	794,206	812,777	814,564
Transfers/Other Sources (Uses)								
Transfers Out								
788001 Transfers Out	438,205	0	0	0	0	0	0	0
	438,205	0	0	0	0	0	0	0
Transfers/Other Sources (Uses)	438,205	0	0	0	0	0	0	0
Grand Total Expenditures	7,081,042	7,287,536	7,769,580	7,116,961	7,228,218	7,131,296	7,133,302	7,147,573

Department:	Economic Development and Comm.	OAKLAND COUNTY, MICHIGAN
Organization:	10901 - Economic Dev and Comm Affairs	
Fund:	10100 - General	
		FY2013 AND FY2014 AND FY2015 County Executive Budget Recommendation

Account Number/Description	FY 2011 Actual	FY 2012		FY 2013 Amended Plan	FY 2014 Amended Plan	FY 2013 County Exec. Recommended	FY 2014 County Exec. Recommended	FY 2015 County Exec. Recommended
		Adopted Budget	Amended Budget					
Revenues								
Revenue								
Charges for Services								
631869 Reimb Salaries	6,200	0	0	0	0	0	0	0
	6,200	0	0	0	0	0	0	0
Contributions								
650301 Donations	20,600	15,000	15,000	15,000	15,000	21,000	21,000	21,000
	20,600	15,000	15,000	15,000	15,000	21,000	21,000	21,000
Revenue	26,800	15,000	15,000	15,000	15,000	21,000	21,000	21,000
Grand Total Revenues	26,800	15,000	15,000	15,000	15,000	21,000	21,000	21,000

Expenditures

Personnel								
Salaries								
702010 Salaries Regular	578,959	716,788	716,788	716,788	716,788	713,472	713,472	713,472
702030 Holiday	17,713	0	0	0	0	0	0	0
702050 Annual Leave	27,204	0	0	0	0	0	0	0
702080 Sick Leave	8,178	0	0	0	0	0	0	0
702100 Retroactive	378	0	0	0	0	0	0	0
702140 Other Miscellaneous Salaries	0	0	0	0	0	2,835	0	0
702200 Death Leave	714	0	0	0	0	0	0	0
	633,146	716,788	716,788	716,788	716,788	716,307	713,472	713,472
Fringe Benefits								
722740 Fringe Benefits	0	0	0	0	0	1,665	0	0
722750 Workers Compensation	1,417	1,869	1,869	1,869	1,869	1,600	1,600	1,600
722760 Group Life	2,777	2,632	2,632	2,632	2,632	2,114	2,114	2,114
722770 Retirement	201,884	276,339	276,339	276,339	276,339	260,119	260,119	260,119
722780 Hospitalization	103,718	131,481	131,481	131,481	131,481	130,709	130,709	130,709
722790 Social Security	43,517	52,272	52,272	52,272	52,272	52,223	52,223	52,223
722800 Dental	8,008	9,189	9,189	9,189	9,189	9,536	9,536	9,536
722810 Disability	1,619	2,122	2,122	2,122	2,122	9,968	9,968	9,968
722820 Unemployment Insurance	2,776	2,723	2,723	2,723	2,723	2,640	2,640	2,640
722850 Optical	395	488	488	488	488	853	853	853
	366,112	479,115	479,115	479,115	479,115	471,427	469,762	469,762
Personnel	999,258	1,195,903	1,195,903	1,195,903	1,195,903	1,187,734	1,183,234	1,183,234
Operating Expenses								
Contractual Services								
730072 Advertising	119,834	65,000	65,000	65,000	65,000	65,000	65,000	65,000
730324 Communications	0	250	250	250	250	250	250	250
730772 Freight and Express	31	0	0	0	0	0	0	0
731213 Membership Dues	54,805	36,820	36,820	36,820	36,820	36,820	36,820	36,820

Department:	Economic Development and Comm.	OAKLAND COUNTY, MICHIGAN
Organization:	10901 - Economic Dev and Comm Affairs	
Fund:	10100 - General	
		FY2013 AND FY2014 AND FY2015 County Executive Budget Recommendation

Account Number/Description	FY 2011 Actual	FY 2012		FY 2013 Amended Plan	FY 2014 Amended Plan	FY 2013 County Exec. Recommended	FY 2014 County Exec. Recommended	FY 2015 County Exec. Recommended	
		Adopted Budget	Amended Budget						
731339	Periodicals Books Publ Sub	532	7,000	7,000	7,000	7,000	7,000	7,000	
731346	Personal Mileage	9,564	15,660	15,660	15,660	15,660	15,660	15,660	
731388	Printing	854	22,908	22,908	22,908	22,908	22,908	22,908	
731458	Professional Services	187,751	166,984	296,344	166,984	166,984	166,984	166,984	
732018	Travel and Conference	4,562	12,400	12,400	12,400	12,400	12,400	12,400	
732165	Workshops and Meeting	12,603	9,000	9,000	9,000	9,000	9,000	9,000	
		390,537	336,022	465,382	336,022	336,022	336,022	336,022	
Commodities									
750049	Computer Supplies	295	0	0	0	0	0	0	
750399	Office Supplies	3,686	2,000	2,000	2,000	2,000	2,000	2,000	
750427	Photographic Supplies	248	200	200	200	200	200	200	
		4,229	2,200	2,200	2,200	2,200	2,200	2,200	
Operating Expenses									
		394,766	338,222	467,582	338,222	338,222	338,222	338,222	
Internal Support									
Internal Services									
770631	Bldg Space Cost Allocation	39,087	31,992	31,992	32,017	33,916	36,938	39,013	
773630	Info Tech Development	70,355	0	139,692	0	0	0	0	
774636	Info Tech Operations	19,551	20,497	20,497	20,517	20,626	18,328	18,393	
774677	Insurance Fund	1,270	1,270	1,270	1,270	1,270	1,271	1,271	
775754	Maintenance Department Charges	7,271	0	1,348	0	0	0	0	
776661	Motor Pool	2,839	2,500	2,500	2,500	2,500	3,000	3,000	
776666	Print Shop	51	0	0	0	0	0	0	
778675	Telephone Communications	6,620	7,262	7,262	7,262	7,262	5,802	5,802	
		147,045	63,521	204,561	63,566	65,574	65,339	67,479	
		147,045	63,521	204,561	63,566	65,574	65,339	67,479	
Internal Support									
		147,045	63,521	204,561	63,566	65,574	65,339	67,479	
Grand Total Expenditures									
		1,541,069	1,597,646	1,868,046	1,597,691	1,599,699	1,591,295	1,588,935	

Department:	Economic Development and Comm.	OAKLAND COUNTY, MICHIGAN
Organization:	10902 - Planning and Economic Dev	
Fund:	10100 - General	
		FY2013 AND FY2014 AND FY2015 County Executive Budget Recommendation

Account Number/Description	FY 2011 Actual	FY 2012		FY 2013 Amended Plan	FY 2014 Amended Plan	FY 2013 County Exec. Recommended	FY 2014 County Exec. Recommended	FY 2015 County Exec. Recommended
		Adopted Budget	Amended Budget					
Revenues								
Revenue								
Charges for Services								
630588	Economic Development Fees	60,000	60,000	60,000	60,000	60,000	60,000	60,000
631757	Registration Fees	39,652	19,000	19,000	19,000	22,600	22,600	22,600
631827	Reimb General	146,923	174,500	174,500	175,700	140,156	152,071	165,073
632002	Sale of Maps	72,740	50,000	50,000	50,000	50,000	50,000	50,000
632016	Sale of Publications	1	10,000	10,000	10,000	0	0	0
632065	Seminars/Conferences	47,253	9,500	9,500	9,500	9,500	9,500	9,500
		366,568	323,000	323,000	324,200	282,256	294,171	307,173
Contributions								
650104	Contributions Operating	1,000	5,000	5,000	5,000	0	0	0
650301	Donations	29,068	133,000	133,000	33,000	23,400	23,400	23,400
		30,068	138,000	138,000	38,000	23,400	23,400	23,400
Investment Income								
655077	Accrued Interest Adjustments	(40)	0	0	0	0	0	0
655385	Income from Investments	2,640	5,000	5,000	5,000	0	0	0
		2,599	5,000	5,000	5,000	0	0	0
Revenue		399,236	466,000	466,000	367,200	391,500	305,656	330,573
Grand Total Revenues		399,236	466,000	466,000	367,200	391,500	305,656	330,573

Expenditures

Personnel								
Salaries								
702010	Salaries Regular	1,870,622	2,148,775	2,148,775	2,148,775	2,189,834	2,152,252	2,209,161
702030	Holiday	77,793	0	0	0	0	0	0
702050	Annual Leave	141,103	0	0	0	0	0	0
702080	Sick Leave	39,287	0	0	0	0	0	0
702100	Retroactive	738	0	0	0	0	0	0
702120	Jury Duty	226	0	0	0	0	0	0
702140	Other Miscellaneous Salaries	0	0	0	0	0	11,025	0
702200	Death Leave	4,195	0	0	0	0	0	0
702360	Short Term Disability	9,624	0	0	0	0	0	0
712020	Overtime	3,491	0	0	0	0	0	0
		2,147,078	2,148,775	2,148,775	2,148,775	2,189,834	2,163,277	2,209,161
Fringe Benefits								
722740	Fringe Benefits	0	0	0	0	0	6,475	0
722750	Workers Compensation	9,220	10,064	10,064	10,064	10,313	9,569	9,696
722760	Group Life	8,979	7,896	7,896	7,896	8,046	6,420	6,595
722770	Retirement	693,938	837,467	837,467	837,467	854,034	778,140	799,652
722780	Hospitalization	385,046	472,302	472,302	472,302	482,481	476,180	493,290

Department:	Economic Development and Comm.	OAKLAND COUNTY, MICHIGAN
Organization:	10902 - Planning and Economic Dev	
Fund:	10100 - General	
		FY2013 AND FY2014 AND FY2015 County Executive Budget Recommendation

Account Number/Description	FY 2011 Actual	FY 2012		FY 2013 Amended Plan	FY 2014 Amended Plan	FY 2013 County Exec. Recommended	FY 2014 County Exec. Recommended	FY 2015 County Exec. Recommended
		Adopted Budget	Amended Budget					
722790 Social Security	150,239	160,511	160,511	160,511	163,652	160,775	165,129	165,129
722800 Dental	31,726	35,202	35,202	35,202	35,741	32,267	33,351	33,351
722810 Disability	6,183	6,489	6,489	6,489	6,618	30,263	31,087	31,087
722820 Unemployment Insurance	9,391	8,163	8,163	8,163	8,319	7,961	8,172	8,172
722850 Optical	1,613	2,074	2,074	2,074	2,129	3,120	3,252	3,252
722900 Fringe Benefit Adjustments	145	0	0	0	0	0	0	0
	1,296,481	1,540,168	1,540,168	1,540,168	1,571,333	1,511,170	1,550,224	1,550,224
Personnel	3,443,558	3,688,943	3,688,943	3,688,943	3,761,167	3,674,447	3,759,385	3,759,385
Operating Expenses								
Contractual Services								
730072 Advertising	24,505	44,250	65,250	44,850	45,450	45,775	46,050	46,655
730205 Business Recruitment	96,756	151,680	151,680	116,680	116,680	151,680	151,680	151,680
730226 Car Allowance	0	1,500	1,500	1,500	1,500	1,500	1,500	1,500
730247 Charge Card Fee	399	900	900	900	900	900	900	900
730324 Communications	0	250	250	250	250	250	250	250
730373 Contracted Services	0	100,000	100,000	0	0	0	0	0
730646 Equipment Maintenance	175	500	500	500	500	500	500	500
730772 Freight and Express	1,000	7,140	7,140	7,140	7,140	7,140	7,140	7,140
731073 Legal Services	0	5,000	5,000	5,000	5,000	5,000	5,000	5,000
731115 Licenses and Permits	135	0	0	0	0	0	0	0
731213 Membership Dues	18,694	22,500	22,500	22,500	22,500	22,500	22,500	22,500
731241 Miscellaneous	335	0	0	0	0	0	0	0
731339 Periodicals Books Publ Sub	1,494	3,000	3,000	3,000	3,000	3,000	3,000	3,000
731346 Personal Mileage	33,806	33,840	33,840	33,840	33,940	33,870	33,875	33,939
731388 Printing	3,204	81,800	81,800	82,200	82,800	85,335	86,450	87,055
731458 Professional Services	428,463	519,760	697,976	482,160	502,160	455,163	464,978	475,775
731626 Rent	0	12,750	12,750	12,750	12,750	0	0	0
731780 Software Support Maintenance	63,807	44,000	44,000	44,000	44,000	44,000	44,000	44,000
732018 Travel and Conference	6,556	25,500	25,500	25,500	25,500	30,500	30,500	30,500
732165 Workshops and Meeting	49,642	60,180	60,180	60,280	60,380	43,190	43,201	43,328
	728,973	1,114,550	1,313,766	943,050	964,450	930,303	941,524	953,722
Commodities								
750049 Computer Supplies	738	2,570	2,570	2,570	2,570	2,570	2,570	2,570
750091 Drafting Supplies and Maps	21,441	22,500	22,500	22,500	22,500	22,500	22,500	22,500
750119 Dry Goods and Clothing	8,587	9,750	9,750	9,750	9,750	10,500	10,500	10,500
750168 FA Proprietary Equipment Exp	0	1,700	1,700	1,700	1,700	1,700	1,700	1,700
750259 Information Supplies	30	5,400	5,400	5,600	5,700	5,470	5,589	5,748
750392 Metered Postage	1,241	10,920	10,920	10,920	10,920	10,920	10,920	10,920
750399 Office Supplies	13,396	17,790	17,790	17,890	17,990	17,850	17,861	17,988
750427 Photographic Supplies	294	900	900	900	900	900	900	900
750511 Special Event Supplies	13,873	2,000	2,000	2,000	2,000	0	0	0
	59,602	73,530	73,530	73,830	74,030	72,410	72,540	72,826
Operating Expenses	788,574	1,188,080	1,387,296	1,016,880	1,038,480	1,002,713	1,014,064	1,026,548

Department:	Economic Development and Comm.	OAKLAND COUNTY, MICHIGAN
Organization:	10902 - Planning and Economic Dev	
Fund:	10100 - General	
FY2013 AND FY2014 AND FY2015 County Executive Budget Recommendation		

Account Number/Description	FY 2011 Actual	FY 2012		FY 2013 Amended Plan	FY 2014 Amended Plan	FY 2013 County Exec. Recommended	FY 2014 County Exec. Recommended	FY 2015 County Exec. Recommended	
		Adopted Budget	Amended Budget						
Internal Support									
Internal Services									
770631	Bldg Space Cost Allocation	274,322	219,631	219,631	219,799	232,843	263,236	278,025	279,512
770667	Convenience Copier	5,191	6,690	6,690	6,690	6,690	3,636	3,636	3,636
772618	Equipment Rental	1,200	1,200	1,200	1,200	1,200	2,170	2,170	2,170
773630	Info Tech Development	18,861	0	0	0	0	0	0	0
774636	Info Tech Operations	439,544	424,698	424,698	425,110	427,491	411,757	413,230	413,230
774677	Insurance Fund	1,494	1,492	1,492	1,492	1,492	1,494	1,494	1,494
775667	Mail Room	1,256	0	0	0	0	0	0	0
775754	Maintenance Department Charges	10,171	0	12,428	0	0	0	0	0
776666	Print Shop	232	0	0	0	0	0	0	0
778675	Telephone Communications	44,373	45,284	45,284	45,284	45,284	46,574	46,743	46,834
		796,644	698,995	711,423	699,575	715,000	728,867	745,298	746,876
		796,644	698,995	711,423	699,575	715,000	728,867	745,298	746,876
Internal Support									
Transfers/Other Sources (Uses)									
Transfers Out									
788001	Transfers Out	100,000	0	0	0	0	0	0	0
		100,000	0	0	0	0	0	0	0
		100,000	0	0	0	0	0	0	0
		5,128,777	5,576,018	5,787,662	5,405,398	5,514,647	5,406,027	5,518,747	5,532,809

Department:	Economic Development and Comm.	OAKLAND COUNTY, MICHIGAN
Organization:	10906 - Comm and Home Impr Admin	
Fund:	10100 - General	
		FY2013 AND FY2014 AND FY2015 County Executive Budget Recommendation

Account Number/Description	FY 2011 Actual	FY 2012		FY 2013 Amended Plan	FY 2014 Amended Plan	FY 2013 County Exec. Recommended	FY 2014 County Exec. Recommended	FY 2015 County Exec. Recommended
		Adopted Budget	Amended Budget					

Grand Total Revenues

Expenditures

Personnel

Salaries

702010	Salaries Regular	44,804	58,655	58,655	58,655	58,655	58,655	0	0
702030	Holiday	2,151	0	0	0	0	0	0	0
702050	Annual Leave	3,093	0	0	0	0	0	0	0
702080	Sick Leave	511	0	0	0	0	0	0	0
702140	Other Miscellaneous Salaries	0	0	0	0	0	315	0	0
		50,560	58,655	58,655	58,655	58,655	58,970	0	0

Fringe Benefits

722740	Fringe Benefits	0	0	0	0	0	185	0	0
722750	Workers Compensation	210	250	250	250	250	250	0	0
722760	Group Life	233	214	214	214	214	180	0	0
722770	Retirement	17,280	23,667	23,667	23,667	23,667	23,472	0	0
722780	Hospitalization	88	109	109	109	109	18,323	0	0
722790	Social Security	3,804	4,487	4,487	4,487	4,487	4,487	0	0
722800	Dental	357	430	430	430	430	1,344	0	0
722810	Disability	156	184	184	184	184	849	0	0
722820	Unemployment Insurance	216	223	223	223	223	217	0	0
722850	Optical	27	33	33	33	33	77	0	0
		22,372	29,597	29,597	29,597	29,597	49,384	0	0
		72,932	88,252	88,252	88,252	88,252	108,354	0	0

Personnel

Operating Expenses

Contractual Services

732020	Travel Employee Taxable Meals	60	0	0	0	0	0	0	0
		60	0	0	0	0	0	0	0
		60	0	0	0	0	0	0	0

Operating Expenses

Transfers/Other Sources (Uses)

Transfers Out

788001	Transfers Out	338,205	0	0	0	0	0	0	0
		338,205	0	0	0	0	0	0	0
		338,205	0	0	0	0	0	0	0
		411,197	88,252	88,252	88,252	88,252	108,354	0	0

Transfers/Other Sources (Uses)

Grand Total Expenditures

Department:	Economic Development and Comm.	OAKLAND COUNTY, MICHIGAN
Organization:	10907 - Workforce Development	
Fund:	10100 - General	
		FY2013 AND FY2014 AND FY2015 County Executive Budget Recommendation

Account Number/Description	FY 2011 Actual	FY 2012		FY 2013 Amended Plan	FY 2014 Amended Plan	FY 2013 County Exec. Recommended	FY 2014 County Exec. Recommended	FY 2015 County Exec. Recommended
		Adopted Budget	Amended Budget					

Grand Total Revenues

Expenditures

Personnel

Salaries

702240	Salary Adjustments	0	17,020	17,020	17,020	17,020	17,020	17,020	17,020
		0	17,020	17,020	17,020	17,020	17,020	17,020	17,020

Fringe Benefits

722900	Fringe Benefit Adjustments	0	8,600	8,600	8,600	8,600	8,600	8,600	8,600
		0	8,600	8,600	8,600	8,600	8,600	8,600	8,600

Personnel		0	25,620	25,620	25,620	25,620	25,620	25,620	25,620
Grand Total Expenditures		0	25,620	25,620	25,620	25,620	25,620	25,620	25,620

Department:	901 - Non Departmental	OAKLAND COUNTY, MICHIGAN						
General Fund / General Purpose		FY2013 AND FY2014 AND FY2015 County Executive Budget Recommendation						

Account Number/Description	FY 2011 Actual	FY 2012		FY 2013 Amended Plan	FY 2014 Amended Plan	FY 2013 County Exec. Recommended	FY 2014 County Exec. Recommended	FY 2015 County Exec. Recommended
		Adopted Budget	Amended Budget					

Revenues

Revenue		FY 2011 Actual	FY 2012 Adopted Budget	FY 2012 Amended Budget	FY 2013 Amended Plan	FY 2014 Amended Plan	FY 2013 County Exec. Recommended	FY 2014 County Exec. Recommended	FY 2015 County Exec. Recommended
Property taxes									
601105	Delinquent Tax Current	0	(989,920)	(989,920)	(989,920)	(989,920)	(989,920)	(989,920)	(989,920)
601208	Delinquent Tax Prior Years	(2,679,455)	98,500	98,500	98,500	98,500	98,500	98,500	98,500
601311	Delinquent Tax Revolving Fund	8,848,380	0	0	0	0	0	0	0
601415	Millage Reduction	0	(1,675,336)	(1,675,336)	(1,658,583)	(1,658,583)	(1,657,282)	(1,657,282)	(1,673,855)
601637	Property Tax Levy	202,867,230	208,135,843	208,135,843	206,054,485	206,054,485	204,592,943	204,592,943	206,651,872
601742	Tax Financing Offsets	0	(7,403,900)	(7,403,900)	(7,403,900)	(7,403,900)	(5,700,000)	(5,700,000)	(5,700,000)
601851	Trailer Tax	79,359	88,000	88,000	88,000	88,000	88,000	88,000	88,000
		209,115,513	198,253,187	198,253,187	196,188,582	196,188,582	196,432,241	196,432,241	198,474,597
State Grants									
615359	Child Care Subsidy	13,013,585	15,101,797	15,160,398	15,218,992	15,218,992	14,602,844	14,602,844	14,602,844
615879	State Match Foster Care	0	1,000	1,000	1,000	1,000	1,000	1,000	1,000
		13,013,585	15,102,797	15,161,398	15,219,992	15,219,992	14,603,844	14,603,844	14,603,844
Other Intergovern. Revenues									
620201	Cigarette Tax Distribution	197,155	200,000	200,000	200,000	200,000	77,000	77,000	77,000
620302	Convention Facility Liquor Tax	3,493,123	2,900,000	2,900,000	2,900,000	2,900,000	2,900,000	2,900,000	2,900,000
620534	Revenue Sharing	0	0	0	0	0	0	0	10,204,476
620632	State Court Fund Disb PA189	5,286,630	5,500,000	5,500,000	5,500,000	5,500,000	5,500,000	5,500,000	5,500,000
625007	Circuit Court Judge Salary	818,936	866,381	866,381	866,381	866,381	866,381	866,381	866,381
625313	District Court Judge Salary	503,189	501,589	501,589	467,390	455,990	467,390	455,990	455,990
626653	Probate Judges Salary	594,197	592,724	592,724	592,724	592,724	592,724	592,724	592,724
		10,893,230	10,560,694	10,560,694	10,526,495	10,515,095	10,403,495	10,392,095	20,596,571
Charges for Services									
630315	Commission Public Telephone	990,795	880,000	880,000	880,000	880,000	880,000	880,000	880,000
630826	Garnishment Fees	720	0	0	0	0	0	0	0
630994	Interest and Penalty	4,765	0	0	0	0	0	0	0
631106	Licenses	0	0	7,000	12,000	12,000	12,000	12,000	12,000
631115	Litigation Settlements	846,198	0	0	0	0	0	0	0
631253	Miscellaneous	266,606	0	0	0	0	0	0	0
631330	NSF Check Fees	6,825	0	0	0	0	0	0	0
631743	Refunds Miscellaneous	2,837	0	0	0	0	0	0	0
631841	Reimb of Employee Compensation	3,282	0	0	0	0	0	0	0
		2,122,027	880,000	887,000	892,000	892,000	892,000	892,000	892,000
Indirect Cost Recovery									
640100	Indirect Cost Recovery	8,770,800	8,700,000	8,700,000	8,700,000	8,700,000	7,900,000	7,900,000	7,900,000
		8,770,800	8,700,000	8,700,000	8,700,000	8,700,000	7,900,000	7,900,000	7,900,000
Investment Income									
655077	Accrued Interest Adjustments	463,009	0	0	0	0	0	0	0
655385	Income from Investments	2,635,592	3,200,000	3,200,000	3,200,000	3,200,000	2,800,000	2,800,000	2,800,000
655462	Increase Market Value Invest	395,911	0	0	0	0	0	0	0

Department:	901 - Non Departmental	OAKLAND COUNTY, MICHIGAN						
General Fund / General Purpose		FY2013 AND FY2014 AND FY2015 County Executive Budget Recommendation						

Account Number/Description	FY 2011 Actual	FY 2012		FY 2013 Amended Plan	FY 2014 Amended Plan	FY 2013 County Exec. Recommended	FY 2014 County Exec. Recommended	FY 2015 County Exec. Recommended
		Adopted Budget	Amended Budget					
	3,494,511	3,200,000	3,200,000	3,200,000	3,200,000	2,800,000	2,800,000	2,800,000
Planned Use of Fund Balance								
665567 Encum and Approp Carry Forward	0	0	7,464,235	0	0	0	0	0
665882 Planned Use of Balance	0	17,508,009	17,509,110	37,850,005	45,412,312	37,513,028	44,717,088	52,281,173
	0	17,508,009	24,973,345	37,850,005	45,412,312	37,513,028	44,717,088	52,281,173
Other Revenues								
670057 Adjustment Prior Years Revenue	2,717	0	0	0	0	0	0	0
670171 Checks Cancelled	32,829	0	0	0	0	0	0	0
670456 Prior Years Adjustments	0	417,500	417,500	417,500	417,500	417,500	417,500	417,500
670570 Refund Prior Years Expenditure	8,101	0	0	0	0	0	0	0
670627 Sale of Equipment	9,691	0	0	0	0	0	0	0
	53,338	417,500	417,500	417,500	417,500	417,500	417,500	417,500
Revenue	247,463,004	254,622,187	262,153,124	272,994,574	280,545,481	270,962,108	278,154,768	297,965,685
Other Financing Sources								
Transfers In								
695500 Transfers In	51,750,408	49,375,476	49,875,476	34,633,070	34,051,111	36,333,070	35,751,111	20,289,783
	51,750,408	49,375,476	49,875,476	34,633,070	34,051,111	36,333,070	35,751,111	20,289,783
Other Financing Sources	51,750,408	49,375,476	49,875,476	34,633,070	34,051,111	36,333,070	35,751,111	20,289,783
Grand Total Revenues	299,213,413	303,997,663	312,028,600	307,627,644	314,596,592	307,295,178	313,905,879	318,255,468

Expenditures

Operating Expenses

Contractual Services

730044 Adj Prior Years Revenue	37,821	0	0	0	0	0	0	0
730114 Auction Expense	10	0	0	0	0	0	0	0
730121 Bank Charges	23,623	0	0	0	0	0	0	0
730709 Fees - Per Diems	1,970	0	0	0	0	0	0	0
730954 Insurance Surety Bonds	2,035	27,910	27,910	30,599	33,305	30,599	33,305	33,305
731136 Logos Trademarks Intellect Prp	17,821	18,000	18,000	18,000	18,000	18,000	18,000	18,000
731241 Miscellaneous	1,095	300,000	300,000	300,000	300,000	300,000	300,000	300,000
731577 Refund Prior Years Revenue	418,185	0	0	0	0	0	0	0
731773 Software Rental Lease Purchase	32,230	0	0	0	0	0	0	0
732165 Workshops and Meeting	772	0	0	0	0	0	0	0
	535,561	345,910	345,910	348,599	351,305	348,599	351,305	351,305

Non-Departmental

740044 Drain Assessments Current	1,377,377	1,400,000	1,524,349	1,400,000	1,400,000	1,400,000	1,400,000	1,400,000
740082 Interest Expense	0	0	0	0	1,500,000	0	1,500,000	1,500,000
740086 Mental Health Authority	9,620,616	9,620,616	9,620,616	9,620,616	9,620,616	9,620,616	9,620,616	9,620,616
740093 Mich Association of Counties	72,812	73,000	73,000	73,000	73,000	73,000	73,000	73,000
740100 National Assoc of Counties	0	24,700	24,700	24,700	24,700	24,700	24,700	24,700
740135 Road Comm Tri Party	1,713,949	100	2,393,790	100	100	100	100	100
740149 SEMCOG	473,972	500,000	500,000	500,000	500,000	500,000	500,000	500,000
740177 Traffic Improvement Assoc	30,000	30,000	30,000	30,000	30,000	30,000	30,000	30,000

Department:	901 - Non Departmental	OAKLAND COUNTY, MICHIGAN						
General Fund / General Purpose		FY2013 AND FY2014 AND FY2015 County Executive Budget Recommendation						

Account Number/Description	FY 2011 Actual	FY 2012		FY 2013 Amended Plan	FY 2014 Amended Plan	FY 2013 County Exec. Recommended	FY 2014 County Exec. Recommended	FY 2015 County Exec. Recommended
		Adopted Budget	Amended Budget					
	13,288,725	11,648,416	14,166,455	11,648,416	13,148,416	11,648,416	13,148,416	13,148,416
Commodities								
750462 Provisions	0	30,000	30,000	30,000	30,000	30,000	30,000	30,000
	0	30,000	30,000	30,000	30,000	30,000	30,000	30,000
Operating Expenses	13,824,287	12,024,326	14,542,365	12,027,015	13,529,721	12,027,015	13,529,721	13,529,721
Internal Support								
Internal Services								
770631 Bldg Space Cost Allocation	1,989,304	2,335,742	2,335,742	2,353,323	2,576,648	2,155,178	2,281,598	2,294,316
773630 Info Tech Development	20,854	0	0	0	0	0	0	0
774677 Insurance Fund	194,124	359,787	359,787	393,604	409,317	269,649	278,185	292,094
775754 Maintenance Department Charges	0	600,000	273,730	600,000	600,000	600,000	600,000	600,000
777599 Service Center Grounds	600,000	600,000	600,000	600,000	600,000	600,000	600,000	600,000
	2,804,282	3,895,529	3,569,259	3,946,927	4,185,965	3,624,827	3,759,783	3,786,410
Internal Support	2,804,282	3,895,529	3,569,259	3,946,927	4,185,965	3,624,827	3,759,783	3,786,410
Transfers/Other Sources (Uses)								
Transfers Out								
788001 Transfers Out	22,649,805	26,269,003	26,541,715	26,431,059	26,570,914	29,734,705	31,267,388	31,281,605
	22,649,805	26,269,003	26,541,715	26,431,059	26,570,914	29,734,705	31,267,388	31,281,605
Transfers/Other Sources (Uses)	22,649,805	26,269,003	26,541,715	26,431,059	26,570,914	29,734,705	31,267,388	31,281,605
Grand Total Expenditures	39,278,374	42,188,858	44,653,339	42,405,001	44,286,600	45,386,547	48,556,892	48,597,736

Department:	909 - Non Departmental Transfers	OAKLAND COUNTY, MICHIGAN						
General Fund / General Purpose		FY2013 AND FY2014 AND FY2015 County Executive Budget Recommendation						

Account Number/Description	FY 2011 Actual	FY 2012		FY 2013 Amended Plan	FY 2014 Amended Plan	FY 2013 County Exec. Recommended	FY 2014 County Exec. Recommended	FY 2015 County Exec. Recommended
		Adopted Budget	Amended Budget					
Revenues								
Other Financing Sources								
Transfers In								
695500 Transfers In	17,236,228	23,348,678	23,613,470	23,202,094	23,341,949	22,603,844	22,636,527	22,650,744
	17,236,228	23,348,678	23,613,470	23,202,094	23,341,949	22,603,844	22,636,527	22,650,744
Other Financing Sources	17,236,228	23,348,678	23,613,470	23,202,094	23,341,949	22,603,844	22,636,527	22,650,744
Grand Total Revenues	17,236,228	23,348,678	23,613,470	23,202,094	23,341,949	22,603,844	22,636,527	22,650,744

Expenditures								
Operating Expenses								
Contractual Services								
730359 Contingency	0	300,000	319,745	300,000	300,000	300,000	300,000	300,000
730800 Grant Match	0	1,160,000	777,577	1,160,000	1,160,000	1,160,000	1,160,000	1,160,000
731080 Legislative Expense	0	36,400	36,400	36,400	36,400	36,400	36,400	36,400
	0	1,496,400	1,133,722	1,496,400	1,496,400	1,496,400	1,496,400	1,496,400
Non-Departmental								
740037 Classification and Rate Change	0	154,469	166,099	162,333	162,333	162,333	162,333	162,333
740058 Emergency Salaries Reserve	0	1,310,000	1,310,000	1,310,000	1,310,000	1,310,000	1,310,000	1,310,000
740065 Fringe Benefit Reserve	0	0	0	2,310,300	5,475,500	5,400,000	8,086,095	10,896,581
740114 Overtime Reserve	0	53,000	51,736	53,000	53,000	53,000	53,000	53,000
740142 Salary Adjustment Reserve	0	0	0	0	1,498,800	0	1,535,444	3,086,242
740163 Summer Employees Reserve	0	250,000	250,000	250,000	250,000	250,000	250,000	250,000
	0	1,767,469	1,777,835	4,085,633	8,749,633	7,175,333	11,396,872	15,758,156
Capital Outlay								
760126 Capital Outlay Miscellaneous	0	75,000	63,379	75,000	75,000	75,000	75,000	75,000
	0	75,000	63,379	75,000	75,000	75,000	75,000	75,000
Operating Expenses	0	3,338,869	2,974,936	5,657,033	10,321,033	8,746,733	12,968,272	17,329,556
Internal Support								
Internal Services								
773630 Info Tech Development	0	5,815,600	3,957,839	5,816,400	5,835,000	5,816,400	5,835,000	5,835,000
	0	5,815,600	3,957,839	5,816,400	5,835,000	5,816,400	5,835,000	5,835,000
Internal Support	0	5,815,600	3,957,839	5,816,400	5,835,000	5,816,400	5,835,000	5,835,000
Grand Total Expenditures	0	9,154,469	6,932,775	11,473,433	16,156,033	14,563,133	18,803,272	23,164,556

NON-DEPARTMENTAL APPROPRIATIONS DESCRIPTIONS

OTHER COUNTY OPERATIONS

INSURANCE AND SURETY BONDS: Appropriation to cover cost for Employee Bonding and Employee Blanket policies.

LOGOS, TRADEMARKS INTELLECTUAL PROPERTY: Appropriation related to Intellectual Properties for copyrights, trademarks and logos (i.e., license fees for music played at county facilities and events: ASCAP, BMI, and SESAC).

MISCELLANEOUS (SUNDRY): Appropriation provides funds for adjustments of prior years' expenditures, Local Tax refunds, and miscellaneous non-recurring items.

DRAIN ASSESSMENTS CURRENT (ROAD COMMISSION): Appropriation to cover the portion of drain assessments on behalf of the Road Commission.

INTEREST EXPENSE: Anticipated cost to borrow funds due to cash flow.

COMMUNITY MENTAL HEALTH AUTHORITY: Annual payment to the Oakland County Community Mental Health Authority, as required by the Mental Health Code.

MICHIGAN ASSOCIATION OF COUNTIES (MAC): Annual membership dues.

NATIONAL ASSOCIATION OF COUNTIES (NACO): Annual membership dues.

ROAD COMMISSION - TRI-PARTY AGREEMENT: Annual appropriation to the Road Commission for Oakland County road improvement programs, under the Tri-Party Agreement. The program began in 1977, pursuant to Miscellaneous Resolution #7791. Funding for this transfer comes from interest earned in the Delinquent Tax Revolving Fund. No funding is recommended for FY 2013, FY 2014, and FY 2015. A designation was established in the General Fund for FY 2012.

SOUTHEAST MICHIGAN COUNCIL OF GOVERNMENTS (SEMCOG): An organization of local governments in the Southeastern Michigan Metropolitan Area. Its purpose is to promote cooperation between units of government and facilities solving problems of mutual interest. The Council is responsible for comprehensive, multipurpose regional planning, pursuant to the Regional Planning Commission Act. Membership dues based on County S.E.V., which is capped so that no county pays more than 25% of the total organization dues.

TRAFFIC IMPROVEMENT ASSOCIATION: Appropriation to fund a professional services contract with the organization.

PROVISIONS: Generic disaster planning supplies that benefit all county departments.

COUNTY BUILDINGS AND GROUNDS: The cost to maintain and operate County buildings is generally budgeted in each division's line item "Building Space Cost Allocation". Costs for maintenance of common space, temporary vacant space, service center grounds, and work needed in the ensuing year are budgeted in the Non-Departmental line items: "Building Space Cost Allocation", "Maintenance Department Charges" or "Service Center Grounds".

INSURANCE FUND: Funding for liability insurance and property insurance not chargeable to a specific department or fund.

TRANSFERS: The General Fund provides funding for the following funds/operations:

Transfers to General Purpose Funds -- Child Care and Social Welfare Foster Care: The General Fund provides an allocation to make up the difference between revenue received by the General Purpose funds (listed above), and expenditures made from these funds. Unlike grants and proprietary funds, there is no expectation that revenue generated by these activities will cover all expenditures. Rather, these funds are extensions of the General Fund, separated by law for reporting purposes.

Transfers to specific funds/operations -- CLEMIS, Fire Records Management, Information Technology, and Building Fund: Appropriations cover the annual County contribution for the operations of the Court and Law Enforcement Management Information System (CLEMIS), Fire Records Management System, Information Technology, and Building Fund.

RESERVES FOR TRANSFER

CONTINGENCY: Appropriation used to fund program changes throughout the year as authorized by the Board of Commissioners.

GRANT MATCH: Funds available for transfer to departments upon acceptance of grants per resolution.

LEGISLATIVE EXPENSE: Funding reflects increased support for the Board of Commissioners. Transfer of these funds will occur through a Board resolution.

CLASSIFICATION AND RATE CHANGES: Funds for classification and rate changes as authorized by the Board of Commissioners throughout the year.

EMERGENCY SALARIES RESERVE: Funds available for transfer to departments/divisions in anticipation of unusual workloads, and staffing problems including the Children's Village, and other twenty-four (24) hour, seven (7) day a week operations where children or inmates require constant attention, as well as other county departments.

FRINGE BENEFIT RESERVE: Funds available for transfer to departments/divisions for anticipated increase in some fringe benefit costs. No changes are recommended for FY 2013. An increase in FY 2014 and FY 2015 fringe benefits is budgeted for an anticipated 6% increase each year for medical costs that has not been included in departmental budgets.

OVERTIME RESERVE: Funds available for transfer to departments/divisions in anticipation of unusual overtime, upon approval by the Director of Management & Budget, in accordance with the Overtime Regulations.

SALARY ADJUSTMENT RESERVE: Funds available for transfer to departments/divisions for an anticipated salary increase. No changes are recommended for FY 2013. An increase in FY 2014 and FY 2015 salaries is budgeted for an anticipated 1% increase each year that has not been included in departmental budgets.

SUMMER EMPLOYEES RESERVE: Governmental Funds available for transfer to departments/divisions at the start of the summer program.

CAPITAL OUTLAY: Funds available for the purchase of files, furniture and other equipment not already anticipated and included in departmental budgets.

INFORMATION TECHNOLOGY - DEVELOPMENT: Appropriation to be used to support software development efforts conducted by Information Technology for the County's General Fund/General Purpose operations. Allocations are made once a fiscal quarter pursuant to a resolution adopted by the Board of Commissioners.

**Oakland County, Michigan
General Fund/General Purpose Funds
Non-Departmental Transfers**

Fund	Dept	Program	Account	Fund Aff	Fund Affiliate Description	FY 2013	FY 2014	FY 2015
Transfers In - General Fund								
10100	9010101	132320	695500	21140	Revenue Sharing Reserve	\$24,704,070	\$24,951,111	\$9,489,783
10100	9010101	196030	695500	66100	Motorpool	829,000	-	-
10100	9010101	186140	695500	51600	Delinquent Tax Revolving	10,800,000	10,800,000	10,800,000
						<u>\$36,333,070</u>	<u>\$35,751,111</u>	<u>\$20,289,783</u>
Transfers Out - General Fund								
10100	9010101	110120	788001	53500	CLEMIS	\$1,844,000	\$1,844,000	\$1,844,000
10100	9010101	112710	788001	53100	Fire Records Management	430,185	430,185	430,185
10100	9010101	112700	788001	20293	Child Care Fund	22,602,844	22,635,527	22,649,744
10100	9010101	135180	788001	20295	Social Welfare Foster Care	1,000	1,000	1,000
10100	9010101	152130	788001	31423	Bldg Auth Fac Infrs IT Debt	2,200,000	2,200,000	2,200,000
10100	9010101	152010	788001	63600	Information Technology	2,356,676	3,856,676	3,856,676
10100	9010101	196030	788001	40100	Building Fund	300,000	300,000	300,000
						<u>\$29,734,705</u>	<u>\$31,267,388</u>	<u>\$31,281,605</u>
Transfers In - General Purpose								
20293	9090101	112700	695500	10100	Child Care Fund	\$22,602,844	\$22,635,527	\$22,649,744
20295	9090101	135180	695500	10100	Social Welfare Foster Care	1,000	1,000	1,000
						<u>\$22,603,844</u>	<u>\$22,636,527</u>	<u>\$22,650,744</u>

**ORGANIZATIONAL CHARTS/ SALARY AND
POSITION SUMMARIES**

**OAKLAND COUNTY, MICHIGAN
TOTAL COUNTY POSITIONS
FY 2009 THROUGH FY 2013**

	<u>FY 2009 ADOPTED</u>	<u>FY 2010 ADOPTED</u>	<u>FY 2011 ADOPTED</u>	<u>FY 2012 ADOPTED</u>	<u>FY 2013 RECOMM</u>
ADMINISTRATION OF JUSTICE					
Circuit Court					
Circuit Court - Judicial Administration	108	105	100	95	95
Circuit Court - Court Business	26	23	22	21	19
Circuit Court - Civil/Criminal	34	30	27	24	25
Circuit Court - Family Division	303	284	282	269	270
TOTAL CIRCUIT COURT	471	442	431	409	409
District Court					
Administration	3	4	4	4	4
Division I - (Novi)	65	60	59	59	59
Division II - (Clarkston)	29	29	30	30	30
Division III - (Rochester Hills)	60	58	57	57	58
Division IV - (Troy)	40	37	34	35	35
TOTAL DISTRICT COURT	197	188	184	185	186
Probate Court					
Judicial / Administration	24	23	22	21	21
Estate and Mental Health	37	34	32	28	28
TOTAL PROBATE COURT	61	57	54	49	49
TOTAL ADMINISTRATION OF JUSTICE	729	687	669	643	644
LAW ENFORCEMENT					
Prosecuting Attorney	186	178	175	172	170
Sheriff	1115	1048	1024	1119	1081
TOTAL LAW ENFORCEMENT	1301	1226	1199	1291	1251
GENERAL GOVERNMENT					
Clerk/Register of Deeds	121	119	118	116	112
County Treasurer	48	44	44	46	46
Board of Commissioners	34	34	34	34	34
Library Board	17	12	10	10	7
Parks & Recreation	341	376	376	379	378
Water Resources Commissioner	270	265	264	263	263
TOTAL GENERAL GOVERNMENT	831	850	846	848	840

**OAKLAND COUNTY, MICHIGAN
TOTAL COUNTY POSITIONS
FY 2009 THROUGH FY 2013**

	<u>FY 2009</u> <u>ADOPTED</u>	<u>FY 2010</u> <u>ADOPTED</u>	<u>FY 2011</u> <u>ADOPTED</u>	<u>FY 2012</u> <u>ADOPTED</u>	<u>FY 2013</u> <u>RECOMM</u>
COUNTY EXECUTIVE DEPARTMENTS					
County Executive Administration					
Auditing	10	10	6	5	5
Corporation Counsel	27	26	26	27	27
County Executive Admin	6	6	6	6	6
County Executive Support	9	9	9	9	9
Emergency Response & Preparedness *	13	0	0	0	0
TOTAL COUNTY EXECUTIVE ADMIN.	65	51	47	47	47
Management and Budget					
Purchasing	15	15	15	15	15
Equalization	89	87	89	89	89
Fiscal Services	96	100	100	98	99
Administration	2	1	1	1	1
TOTAL MANAGEMENT AND BUDGET	202	203	205	203	204
Central Services					
Aviation and Transportation	22	26	26	26	26
Support Services	41	41	39	31	32
Administration	1	1	1	1	1
TOTAL CENTRAL SERVICES	64	68	66	58	59
Facilities Management					
Facilities Maintenance and Operations	181	177	173	173	172
Facilities Engineering	8	8	8	13	13
Administration	10	8	8	2	2
TOTAL FACILITIES MANAGEMENT	199	193	189	188	187
Human Resources					
Workforce Management	26	24	23	21	20
Benefits Administration	19	20	20	20	20
Administration	6	6	6	6	6
TOTAL HUMAN RESOURCES	51	50	49	47	46

**OAKLAND COUNTY, MICHIGAN
TOTAL COUNTY POSITIONS
FY 2009 THROUGH FY 2013**

	<u>FY 2009 ADOPTED</u>	<u>FY 2010 ADOPTED</u>	<u>FY 2011 ADOPTED</u>	<u>FY 2012 ADOPTED</u>	<u>FY 2013 RECOMM</u>
Health and Human Services					
Health Division	404	385	378	373	369
Homeland Security *	0	13	13	16	12
Children's Village	166	178	185	189	193
Administration	4	4	1	1	1
TOTAL HEALTH & HUMAN SERVICES	574	580	577	579	575
Public Services					
Veterans' Services	17	16	16	16	16
Community Corrections	66	60	59	58	60
MSU Extension - Oakland County	15	15	15	15	15
Animal Control	26	26	26	33	36
Medical Examiner	28	26	26	26	26
Administration	1	1	1	1	1
TOTAL PUBLIC SERVICES	153	144	143	149	154
Information Technology	167	164	164	161	161
Economic Development and Community Affairs					
Planning & Economic Development Svcs.	49	48	47	46	46
Community and Home Improvement	21	22	23	23	23
Workforce Development	9	9	9	9	9
Administration	12	12	12	12	12
TOTAL ECON DEV & COMM AFFAIRS	91	91	91	90	90
TOTAL COUNTY EXECUTIVE DEPTS	1566	1544	1531	1522	1523
TOTAL COUNTY POSITIONS	4427	4307	4245	4304	4258

* Emergency Response and Preparedness Division was moved from County Executive Administration to Health and Human Services Department effective 10/1/2009 and renamed to Homeland Security Division.

Oakland County, Michigan
Salary and Fringe Benefit Summary by Fund Type
Fiscal Year 2013 Budget Recommendation

Department / Division	General Fund / General Purpose				Special Revenue and Proprietary Funds				Summary	
	Number	Salary	Fringe	Total	Number	Salary	Fringe	Total	Number	Total
Circuit Court										
Judicial / Administration	95	4,815,241	3,487,718	8,302,959	0	0	0	0	95	8,302,959
Business Division	19	970,224	665,564	1,635,788	0	0	0	0	19	1,635,788
Civil / Criminal Division	25	1,183,077	820,727	2,003,804	0	23,000	13,000	36,000	25	2,039,804
Family Division	126	6,548,220	4,456,861	11,005,081	144	7,563,695	5,304,423	12,868,118	270	23,873,199
Total Circuit Court	265	13,516,762	9,430,870	22,947,632	144	7,586,695	5,317,423	12,904,118	409	35,851,750
District Court										
District Court Administration	4	151,659	52,868	204,527	0	0	0	0	4	204,527
Division I Novi	59	2,444,635	1,721,463	4,166,098	0	0	0	0	59	4,166,098
Division II Clarkston	30	1,158,681	755,923	1,914,604	0	0	0	0	30	1,914,604
Division III Rochester Hills	58	2,229,492	1,492,950	3,722,442	0	0	0	0	58	3,722,442
Division IV Troy	35	1,309,476	904,024	2,213,500	0	0	0	0	35	2,213,500
Total District Court	186	7,293,943	4,927,228	12,221,171	0	0	0	0	186	12,221,171
Probate Court										
Probate Court Administration	21	1,459,254	929,277	2,388,531	0	0	0	0	21	2,388,531
Probate Estates and Mental Hlt	28	1,087,855	840,002	1,927,857	0	0	0	0	28	1,927,857
Total Probate Court	49	2,547,109	1,769,279	4,316,388	0	0	0	0	49	4,316,388
TOTAL ADMINISTRATION OF JUSTICE	500	23,357,814	16,127,377	39,485,191	144	7,586,695	5,317,423	12,904,118	644	52,389,309
Prosecuting Attorney										
Prosecuting Attorney Admin	29	1,317,174	908,763	2,225,937	1	44,459	42,553	87,012	30	2,312,949
Prosecuting Attorney Litigation	82	5,867,801	3,848,308	9,716,109	27	1,495,853	1,088,909	2,584,762	109	12,300,871
Prosecuting Attorney Warrants	18	1,343,109	898,415	2,241,524	0	0	0	0	18	2,241,524
Prosecuting Attorney Appellate	13	1,096,691	721,062	1,817,753	0	0	0	0	13	1,817,753
Total Prosecuting Attorney	142	9,624,775	6,376,548	16,001,323	28	1,540,312	1,131,462	2,671,774	170	18,673,097
Sheriff										
Sheriff Staff Division	14	1,040,794	686,547	1,727,341	0	0	0	0	14	1,727,341
Administrative Services	31	1,213,402	881,286	2,094,688	0	0	0	0	31	2,094,688
Corrective Services	313	18,906,414	13,478,084	32,384,498	8	366,373	81,882	448,255	321	32,832,753
Corrective Serv - Satellites	148	7,261,467	4,290,428	11,551,895	2	0	0	0	150	11,551,895
Emerg Resp and Prepared	66	4,004,883	2,928,784	6,933,667	1	43,777	36,816	80,593	67	7,014,260
Patrol Services	409	26,925,439	18,465,430	45,390,869	6	421,150	286,023	707,173	415	46,098,042
Investigative and Forensic Services	64	4,683,115	3,316,890	8,000,005	19	1,262,835	822,357	2,085,192	83	10,085,197
Total Sheriff	1,045	64,035,514	44,047,449	108,082,963	36	2,094,135	1,227,078	3,321,213	1,081	111,404,176
TOTAL LAW ENFORCEMENT	1,187	73,660,289	50,423,997	124,084,286	64	3,634,447	2,358,540	5,992,987	1,251	130,077,273
County Clerk/Register of Deeds										
Co Clerk Register of Deeds Adm	6	471,169	275,108	746,277	0	0	0	0	6	746,277
County Clerk	53	1,966,155	1,547,668	3,513,823	0	0	0	0	53	3,513,823
Elections	9	432,473	310,973	743,446	0	0	0	0	9	743,446
Register of Deeds	35	1,440,439	1,132,300	2,572,739	0	7,659	4,341	12,000	35	2,584,739
Jury Commission	2	16,301	578	16,879	0	0	0	0	2	16,879
Micrographics	7	265,651	215,905	481,556	0	0	0	0	7	481,556
Total Clerk - Register of Deeds	112	4,592,188	3,482,532	8,074,720	0	7,659	4,341	12,000	112	8,086,720
Treasurers Dept										
Treasurers Office	37	1,830,696	1,298,681	3,129,377	9	458,848	333,451	792,299	46	3,921,676
Total Treasures Dpt	37	1,830,696	1,298,681	3,129,377	9	458,848	333,451	792,299	46	3,921,676

Oakland County, Michigan
Salary and Fringe Benefit Summary by Fund Type
Fiscal Year 2013 Budget Recommendation

Department / Division	General Fund / General Purpose				Special Revenue and Proprietary Funds				Summary	
	Number	Salary	Fringe	Total	Number	Salary	Fringe	Total	Number	Total
Board of Commissioners Dept										
Board of Commissioners Div	34	1,269,364	940,456	2,209,820	0	0	0	0	34	2,209,820
Library Board	7	330,921	227,933	558,854	0	0	0	0	7	558,854
Parks and Recreation	0	0	0	0	378	7,364,382	2,776,161	10,140,543	378	10,140,543
Total Board of Commissioners	41	1,600,285	1,168,389	2,768,674	378	7,364,382	2,776,161	10,140,543	419	12,909,217
Water Resources Commissioner										
Water Resources Administration	24	138,934	87,479	226,413	239	13,705,421	10,118,058	23,823,479	263	24,049,892
Total Water Resources Commissioner	24	138,934	87,479	226,413	239	13,705,421	10,118,058	23,823,479	263	24,049,892
TOTAL GENERAL GOVERNMENT	214	8,162,103	6,037,081	14,199,184	626	21,536,310	13,232,011	34,768,321	840	48,967,505
County Executive										
County Executive (Admin & Support)	15	1,313,167	845,576	2,158,743	0	0	0	0	15	2,158,743
Auditing	5	305,679	182,532	488,211	0	0	0	0	5	488,211
Corporation Counsel	18	1,304,099	746,667	2,050,766	9	605,178	415,655	1,020,833	27	3,071,599
Total County Executive	38	2,922,945	1,774,775	4,697,720	9	605,178	415,655	1,020,833	47	5,718,553
Management and Budget										
Management and Budget Admin	1	135,527	88,479	224,006	0	0	0	0	1	224,006
Purchasing Admin Unit	14	691,443	458,160	1,149,603	1	0	0	0	15	1,149,603
Equalization Admin Unit	89	4,822,832	3,441,191	8,264,023	0	0	0	0	89	8,264,023
Fiscal Services	89	4,606,177	3,219,125	7,825,302	10	476,116	226,910	703,026	99	8,528,328
Total Management and Budget	193	10,255,979	7,206,955	17,462,934	11	476,116	226,910	703,026	204	18,165,960
Central Services										
Central Services Admin	1	135,527	82,115	217,642	0	0	0	0	1	217,642
Aviation and Transportation	0	0	0	0	26	1,170,510	756,632	1,927,142	26	1,927,142
Support Services	18	675,347	491,853	1,167,200	14	721,477	558,330	1,279,807	32	2,447,007
Total Central Services	19	810,874	573,968	1,384,842	40	1,891,987	1,314,962	3,206,949	59	4,591,791
Facilities Management Dept										
Facilities Management Admin	2	156,407	79,161	235,568	0	0	0	0	2	235,568
Facilities Maintenance and Op	0	0	0	0	172	6,988,587	5,334,584	12,323,171	172	12,323,171
Facilities Engineering	7	480,258	330,989	811,247	6	360,432	251,877	612,309	13	1,423,556
Total Facilities Management	9	636,665	410,150	1,046,815	178	7,349,019	5,586,461	12,935,480	187	13,982,295
Human Resources										
Human Resources Administration	6	461,332	277,596	738,928	0	0	0	0	6	738,928
Human Resources Workforce Mgmt	20	1,124,069	727,696	1,851,765	0	0	0	0	20	1,851,765
Human Resources Benefits Admin	2	113,449	55,949	169,398	18	972,160	671,636	1,643,796	20	1,813,194
Total Human Resources	28	1,698,850	1,061,241	2,760,091	18	972,160	671,636	1,643,796	46	4,403,887
Health and Human Svc Dept										
Health and Human Svc Adm Div	1	135,527	67,242	202,769	0	0	0	0	1	202,769
Health Division	276	13,821,401	9,988,805	23,810,206	93	3,553,702	2,274,311	5,828,013	369	29,638,219
Children's Village	193	8,526,999	6,400,900	14,927,899	0	0	0	0	193	14,927,899
Homeland Security	10	476,177	290,320	766,497	2	80,722	72,384	153,106	12	919,603
Total Health and Human Services	480	22,960,104	16,747,267	39,707,371	95	3,634,424	2,346,695	5,981,119	575	45,688,490

Oakland County, Michigan
Salary and Fringe Benefit Summary by Fund Type
Fiscal Year 2013 Budget Recommendation

Department / Division	General Fund / General Purpose				Special Revenue and Proprietary Funds				Summary	
	Number	Salary	Fringe	Total	Number	Salary	Fringe	Total	Number	Total
Public Services										
Public Services Administration	1	123,235	77,450	200,685	0	0	0	0	1	200,685
Veterans Services	16	835,516	670,540	1,506,056	0	0	0	0	16	1,506,056
Community Corrections	44	2,008,865	1,328,763	3,337,628	16	679,686	634,635	1,314,321	60	4,651,949
MSU Extension Oakland County	15	500,120	331,757	831,877	0	0	0	0	15	831,877
Medical Examiner	26	2,090,129	1,121,277	3,211,406	0	0	0	0	26	3,211,406
Animal Control	36	1,355,875	764,904	2,120,779	0	0	0	0	36	2,120,779
Total Public Services	138	6,913,740	4,294,691	11,208,431	16	679,686	634,635	1,314,321	154	12,522,752
Information Technology										
Information Technology Admin	0	0	0	0	21	1,186,478	846,376	2,032,854	21	2,032,854
IT Application Services Div	0	0	0	0	53	3,939,055	2,577,874	6,516,929	53	6,516,929
IT CLEMIS	0	0	0	0	36	2,485,549	1,679,450	4,164,999	36	4,164,999
IT Technical Systems and Netwk	0	0	0	0	51	3,824,426	2,445,814	6,270,240	51	6,270,240
Total Information Technology	0	0	0	0	161	11,435,508	7,549,514	18,985,022	161	18,985,022
Economic Develop/Comm Affairs										
Economic Dev Comm Affairs Adm	12	716,307	471,427	1,187,734	0	0	0	0	12	1,187,734
Planning and Economic Develop	39	2,163,277	1,511,170	3,674,447	7	425,115	281,132	706,247	46	4,380,694
Community and Home Improvement	1	58,970	49,384	108,354	22	1,273,322	924,100	2,197,422	23	2,305,776
Workforce Development	0	17,020	8,600	25,620	9	474,913	329,195	804,108	9	829,728
Total Economic Development & Community Affairs	52	2,955,574	2,040,581	4,996,155	38	2,173,350	1,534,427	3,707,777	90	8,703,932
TOTAL COUNTY EXECUTIVE	957	49,154,731	34,109,628	83,264,359	566	29,217,428	20,280,895	49,498,323	1,523	132,762,682
TOTAL DEPARTMENTS	2,858	154,334,937	106,698,083	261,033,020	1,400	61,974,880	41,188,869	103,163,749	4,258	364,196,769

Footnotes:

Circuit Court - Civil/Criminal Division - Salaries and Fringes under Special Revenue/Proprietary Fund reflect two (2) GF/GP positions partially funded by Adult/Juvenile SCAO Grant.

Clerk/Reg of Deeds - Salaries and Fringe Benefits under Special Revenue/Proprietary Fund reflect partial funding for one (1) GF/GP Plat and Boundary Review Specialist from the Survey Remonumentation Grant Fund #29220.

Sheriff - Corrective Services Satellites - Salary and Fringe Benefits for one (1) PR Court Deputy funded by Indirect Cost Recovery and one (1) SR position (#11224) funded through JAG for securing Community Corrections after-hour programs.

Workforce Development - No positions are budgeted in GF/GP Workforce Development. Salaries and Fringe Benefits reflect charges for adminstraion of Workforce Development activities.

Oakland County, Michigan
Salary and Fringe Benefit Summary by Fund Type
Fiscal Year 2014 Budget Recommendation

Department / Division	General Fund / General Purpose			Special Revenue and Proprietary Funds			Summary
	Salary	Fringe	Total	Salary	Fringe	Total	Total
Circuit Court							
Judicial / Administration	4,791,616	3,473,843	8,265,459	0	0	0	8,265,459
Business Division	965,184	662,604	1,627,788	0	0	0	1,627,788
Civil / Criminal Division	1,176,147	816,657	1,992,804	23,000	13,000	36,000	2,028,804
Family Division	6,514,515	4,437,066	10,951,581	7,581,405	5,327,685	12,909,090	23,860,671
Total Circuit Court	13,447,462	9,390,170	22,837,632	7,604,405	5,340,685	12,945,090	35,782,722
District Court							
District Court Administration	151,344	52,683	204,027	0	0	0	204,027
Division I Novi	2,396,040	1,711,912	4,107,952	0	0	0	4,107,952
Division II Clarkston	1,153,011	752,593	1,905,604	0	0	0	1,905,604
Division III Rochester Hills	2,217,207	1,485,735	3,702,942	0	0	0	3,702,942
Division IV Troy	1,265,943	875,838	2,141,781	0	0	0	2,141,781
Total District Court	7,183,545	4,878,761	12,062,306	0	0	0	12,062,306
Probate Court							
Probate Court Administration	1,453,899	926,132	2,380,031	0	0	0	2,380,031
Probate Estates and Mental Hlt	1,080,295	835,562	1,915,857	0	0	0	1,915,857
Total Probate Court	2,534,194	1,761,694	4,295,888	0	0	0	4,295,888
TOTAL ADMINISTRATION OF JUSTICE	23,165,201	16,030,625	39,195,826	7,604,405	5,340,685	12,945,090	52,140,916
Prosecuting Attorney							
Prosecuting Attorney Admin	1,309,614	904,323	2,213,937	44,774	42,238	87,012	2,300,949
Prosecuting Attorney Litigation	5,842,916	3,833,693	9,676,609	1,523,332	1,082,863	2,606,195	12,282,804
Prosecuting Attorney Warrants	1,337,439	895,085	2,232,524	0	0	0	2,232,524
Prosecuting Attorney Appellate	1,092,596	718,657	1,811,253	0	0	0	1,811,253
Total Prosecuting Attorney	9,582,565	6,351,758	15,934,323	1,568,106	1,125,101	2,693,207	18,627,530
Sheriff							
Sheriff Staff Division	1,036,699	684,142	1,720,841	0	0	0	1,720,841
Administrative Services	1,205,527	876,661	2,082,188	0	0	0	2,082,188
Corrective Services	18,811,599	13,422,399	32,233,998	366,373	81,882	448,255	32,682,253
Corrective Serv - Satellites	7,230,597	4,272,298	11,502,895	0	0	0	11,502,895
Emerg Resp and Prepared	4,004,529	2,916,204	6,920,733	32,923	27,748	60,671	6,981,404
Patrol Services	26,820,859	18,404,010	45,224,869	421,150	286,023	707,173	45,932,042
Investigative and Forensic Services	4,662,640	3,304,865	7,967,505	1,258,425	822,767	2,081,192	10,048,697
Total Sheriff	63,772,450	43,880,579	107,653,029	2,078,871	1,218,420	3,297,291	110,950,320
TOTAL LAW ENFORCEMENT	73,355,015	50,232,337	123,587,352	3,646,977	2,343,521	5,990,498	129,577,850
County Clerk/Register of Deeds							
Co Clerk Register of Deeds Adm	469,594	274,183	743,777	0	0	0	743,777
County Clerk	1,951,035	1,538,788	3,489,823	0	0	0	3,489,823
Elections	429,953	309,493	739,446	0	0	0	739,446
Register of Deeds	1,429,729	1,126,010	2,555,739	7,659	4,341	12,000	2,567,739
Jury Commission	15,188	539	15,727	0	0	0	15,727
Micrographics	263,446	214,610	478,056	0	0	0	478,056
Total Clerk - Register of Deeds	4,558,945	3,463,623	8,022,568	7,659	4,341	12,000	8,034,568

Oakland County, Michigan
Salary and Fringe Benefit Summary by Fund Type
Fiscal Year 2014 Budget Recommendation

Department / Division	General Fund / General Purpose			Special Revenue and Proprietary Funds			Summary
	Salary	Fringe	Total	Salary	Fringe	Total	Total
Treasurers Dept							
Treasurers Office	1,737,474	1,259,314	2,996,788	513,929	366,011	879,940	3,876,728
Total Treasures Dpt	1,737,474	1,259,314	2,996,788	513,929	366,011	879,940	3,876,728
Board of Commissioners Dept							
Board of Commissioners Div	1,226,649	918,566	2,145,215	0	0	0	2,145,215
Library Board	328,716	226,638	555,354	0	0	0	555,354
Parks and Recreation	0	0	0	7,416,977	2,784,991	10,201,968	10,201,968
Total Board of Commissioners	1,555,365	1,145,204	2,700,569	7,416,977	2,784,991	10,201,968	12,902,537
Water Resources Commissioner							
Water Resources Administration	138,619	87,294	225,913	13,761,434	10,136,004	23,897,438	24,123,351
Total Water Resources Commissioner	138,619	87,294	225,913	13,761,434	10,136,004	23,897,438	24,123,351
TOTAL GENERAL GOVERNMENT	7,990,403	5,955,435	13,945,838	21,699,999	13,291,347	34,991,346	48,937,184
County Executive							
County Executive (Admin & Support)	1,308,757	842,986	2,151,743	0	0	0	2,151,743
Auditing	304,419	181,792	486,211	0	0	0	486,211
Corporation Counsel	1,299,059	743,707	2,042,766	608,303	416,846	1,025,149	3,067,915
Total County Executive	2,912,235	1,768,485	4,680,720	608,303	416,846	1,025,149	5,705,869
Management and Budget							
Management and Budget Admin	135,212	88,294	223,506	0	0	0	223,506
Purchasing Admin Unit	687,663	455,940	1,143,603	0	0	0	1,143,603
Equalization Admin Unit	4,795,742	3,425,281	8,221,023	0	0	0	8,221,023
Fiscal Services	4,580,977	3,204,325	7,785,302	472,217	225,632	697,849	8,483,151
Total Management and Budget	10,199,594	7,173,840	17,373,434	472,217	225,632	697,849	18,071,283
Central Services							
Central Services Admin	135,212	81,930	217,142	0	0	0	217,142
Aviation and Transportation	0	0	0	1,185,297	762,722	1,948,019	1,948,019
Support Services	670,622	489,078	1,159,700	730,101	561,886	1,291,987	2,451,687
Total Central Services	805,834	571,008	1,376,842	1,915,398	1,324,608	3,240,006	4,616,848
Facilities Management Dept							
Facilities Management Admin	156,092	78,976	235,068	0	0	0	235,068
Facilities Maintenance and Op	0	0	0	7,007,441	5,338,499	12,345,940	12,345,940
Facilities Engineering	478,053	329,694	807,747	362,116	252,479	614,595	1,422,342
Total Facilities Management	634,145	408,670	1,042,815	7,369,557	5,590,978	12,960,535	14,003,350
Human Resources							
Human Resources Administration	459,442	276,486	735,928	0	0	0	735,928
Human Resources Workforce Mgmt	1,118,714	724,551	1,843,265	0	0	0	1,843,265
Human Resources Benefits Admin	113,134	55,764	168,898	978,410	673,940	1,652,350	1,821,248
Total Human Resources	1,691,290	1,056,801	2,748,091	978,410	673,940	1,652,350	4,400,441

Oakland County, Michigan
Salary and Fringe Benefit Summary by Fund Type
Fiscal Year 2014 Budget Recommendation

Department / Division	General Fund / General Purpose			Special Revenue and Proprietary Funds			Summary
	Salary	Fringe	Total	Salary	Fringe	Total	Total
Health and Human Svc Dept							
Health and Human Svc Adm Div	135,212	67,057	202,269	0	0	0	202,269
Health Division	13,745,801	9,944,405	23,690,206	3,546,167	2,270,692	5,816,859	29,507,065
Children's Village	8,474,205	6,369,999	14,844,204	0	0	0	14,844,204
Homeland Security	472,712	288,285	760,997	60,670	54,550	115,220	876,217
Total Health and Human Services	22,827,930	16,669,746	39,497,676	3,606,837	2,325,242	5,932,079	45,429,755
Public Services							
Public Services Administration	122,920	77,265	200,185	0	0	0	200,185
Veterans Services	830,476	667,580	1,498,056	0	0	0	1,498,056
Community Corrections	1,998,470	1,322,658	3,321,128	675,276	632,045	1,307,321	4,628,449
MSU Extension Oakland County	497,285	330,092	827,377	0	0	0	827,377
Medical Examiner	2,083,829	1,117,577	3,201,406	0	0	0	3,201,406
Animal Control	1,348,945	760,834	2,109,779	0	0	0	2,109,779
Total Public Services	6,881,925	4,276,006	11,157,931	675,276	632,045	1,307,321	12,465,252
Information Technology							
Information Technology Admin	0	0	0	1,192,229	851,258	2,043,487	2,043,487
IT Application Services Div	0	0	0	3,961,458	2,593,740	6,555,198	6,555,198
IT CLEMIS	0	0	0	2,496,761	1,688,756	4,185,517	4,185,517
IT Technical Systems and Netwk	0	0	0	3,846,091	2,460,677	6,306,768	6,306,768
Total Information Technology	0	0	0	11,496,539	7,594,431	19,090,970	19,090,970
Economic Develop/Comm Affairs							
Economic Dev Comm Affairs Adm	713,472	469,762	1,183,234	0	0	0	1,183,234
Planning and Economic Develop	2,209,161	1,550,224	3,759,385	389,778	253,643	643,421	4,402,806
Community and Home Improvement	0	0	0	1,273,322	924,100	2,197,422	2,197,422
Workforce Development	17,020	8,600	25,620	474,914	329,195	804,109	829,729
Total Economic Development & Community Affairs	2,939,653	2,028,586	4,968,239	2,138,014	1,506,938	3,644,952	8,613,191
TOTAL COUNTY EXECUTIVE	48,892,606	33,953,142	82,845,748	29,260,551	20,290,660	49,551,211	132,396,959
TOTAL DEPARTMENTS	153,403,225	106,171,539	259,574,764	62,211,932	41,266,213	103,478,145	363,052,909

Footnotes:
Circuit Court - Civil/Criminal Division - Salaries and Fringes under Special Revenue/Proprietary Fund reflect two (2) GF/GP positions partially funded by Adult/Juvenile SCAO Grant.
Clerk/Reg of Deeds - Salaries and Fringe Benefits under Special Revenue/Proprietary Fund reflect partial funding for one (1) GF/GP Plat and Boundary Review Specialist from the Survey Re monumentation Grant Fund #29220.
Sheriff - Corrective Services Satellites - Salary and Fringe Benefits for one (1) PR Court Deputy funded by Indirect Cost Recovery and one (1) SR position (#11224) funded through JAG for securing Community Corrections after-hour programs.
Workforce Development - No positions are budgeted in GF/GP Workforce Development. Salaries and Fringe Benefits reflect charges for adminstraion of Workforce Development activities.

Oakland County, Michigan
Salary and Fringe Benefit Summary by Fund Type
Fiscal Year 2015 Budget Recommendation

Department / Division	General Fund / General Purpose			Special Revenue and Proprietary Funds			Summary
	Salary	Fringe	Total	Salary	Fringe	Total	Total
Circuit Court							
Judicial / Administration	4,791,616	3,473,843	8,265,459	0	0	0	8,265,459
Business Division	965,184	662,604	1,627,788	0	0	0	1,627,788
Civil / Criminal Division	1,176,147	816,657	1,992,804	23,000	13,000	36,000	2,028,804
Family Division	6,514,515	4,437,066	10,951,581	7,661,482	5,384,390	13,045,872	23,997,453
Total Circuit Court	13,447,462	9,390,170	22,837,632	7,684,482	5,397,390	13,081,872	35,919,504
District Court							
District Court Administration	151,344	52,683	204,027	0	0	0	204,027
Division I Novi	2,396,040	1,711,912	4,107,952	0	0	0	4,107,952
Division II Clarkston	1,153,011	752,593	1,905,604	0	0	0	1,905,604
Division III Rochester Hills	2,217,207	1,485,735	3,702,942	0	0	0	3,702,942
Division IV Troy	1,265,943	875,838	2,141,781	0	0	0	2,141,781
Total District Court	7,183,545	4,878,761	12,062,306	0	0	0	12,062,306
Probate Court							
Probate Court Administration	1,453,899	926,132	2,380,031	0	0	0	2,380,031
Probate Estates and Mental Hlt	1,080,295	835,562	1,915,857	0	0	0	1,915,857
Total Probate Court	2,534,194	1,761,694	4,295,888	0	0	0	4,295,888
TOTAL ADMINISTRATION OF JUSTICE	23,165,201	16,030,625	39,195,826	7,684,482	5,397,390	13,081,872	52,277,698
Prosecuting Attorney							
Prosecuting Attorney Admin	1,309,614	904,323	2,213,937	44,774	42,238	87,012	2,300,949
Prosecuting Attorney Litigation	5,842,916	3,833,693	9,676,609	1,540,577	1,086,504	2,627,081	12,303,690
Prosecuting Attorney Warrants	1,337,439	895,085	2,232,524	0	0	0	2,232,524
Prosecuting Attorney Appellate	1,092,596	718,657	1,811,253	0	0	0	1,811,253
Total Prosecuting Attorney	9,582,565	6,351,758	15,934,323	1,585,351	1,128,742	2,714,093	18,648,416
Sheriff							
Sheriff Staff Division	1,036,699	684,142	1,720,841	0	0	0	1,720,841
Administrative Services	1,205,527	876,661	2,082,188	0	0	0	2,082,188
Corrective Services	18,811,599	13,422,399	32,233,998	366,373	81,882	448,255	32,682,253
Corrective Serv - Satellites	7,230,597	4,272,298	11,502,895	0	0	0	11,502,895
Emerg Resp and Prepared	4,004,529	2,916,204	6,920,733	0	0	0	6,920,733
Patrol Services	26,820,859	18,404,010	45,224,869	421,150	286,023	707,173	45,932,042
Investigative and Forensic Services	4,662,640	3,304,865	7,967,505	1,258,425	822,767	2,081,192	10,048,697
Total Sheriff	63,772,450	43,880,579	107,653,029	2,045,948	1,190,672	3,236,620	110,889,649
TOTAL LAW ENFORCEMENT	73,355,015	50,232,337	123,587,352	3,631,299	2,319,414	5,950,713	129,538,065
County Clerk/Register of Deeds							
Co Clerk Register of Deeds Adm	469,594	274,183	743,777	0	0	0	743,777
County Clerk	1,951,035	1,538,788	3,489,823	0	0	0	3,489,823
Elections	429,953	309,493	739,446	0	0	0	739,446
Register of Deeds	1,429,729	1,126,010	2,555,739	7,659	4,341	12,000	2,567,739
Jury Commission	15,188	539	15,727	0	0	0	15,727
Micrographics	263,446	214,610	478,056	0	0	0	478,056
Total Clerk - Register of Deeds	4,558,945	3,463,623	8,022,568	7,659	4,341	12,000	8,034,568

Oakland County, Michigan
Salary and Fringe Benefit Summary by Fund Type
Fiscal Year 2015 Budget Recommendation

Department / Division	General Fund / General Purpose			Special Revenue and Proprietary Funds			Summary
	Salary	Fringe	Total	Salary	Fringe	Total	Total
Treasurers Dept							
Treasurers Office	1,737,474	1,259,314	2,996,788	513,929	366,011	879,940	3,876,728
Total Treasures Dpt	1,737,474	1,259,314	2,996,788	513,929	366,011	879,940	3,876,728
Board of Commissioners Dept							
Board of Commissioners Div	1,226,649	918,566	2,145,215	0	0	0	2,145,215
Library Board	328,716	226,638	555,354	0	0	0	555,354
Parks and Recreation	0	0	0	7,428,923	2,785,183	10,214,106	10,214,106
Total Board of Commissioners	1,555,365	1,145,204	2,700,569	7,428,923	2,785,183	10,214,106	12,914,675
Water Resources Commissioner							
Water Resources Administration	138,619	87,294	225,913	13,898,519	10,201,416	24,099,935	24,325,848
Total Water Resources Commissioner	138,619	87,294	225,913	13,898,519	10,201,416	24,099,935	24,325,848
TOTAL GENERAL GOVERNMENT	7,990,403	5,955,435	13,945,838	21,849,030	13,356,951	35,205,981	49,151,819
County Executive							
County Executive (Admin & Support)	1,308,757	842,986	2,151,743	0	0	0	2,151,743
Auditing	304,419	181,792	486,211	0	0	0	486,211
Corporation Counsel	1,299,059	743,707	2,042,766	614,323	417,343	1,031,666	3,074,432
Total County Executive	2,912,235	1,768,485	4,680,720	614,323	417,343	1,031,666	5,712,386
Management and Budget							
Management and Budget Admin	135,212	88,294	223,506	0	0	0	223,506
Purchasing Admin Unit	687,663	455,940	1,143,603	0	0	0	1,143,603
Equalization Admin Unit	4,795,742	3,425,281	8,221,023	0	0	0	8,221,023
Fiscal Services	4,580,977	3,204,325	7,785,302	473,687	226,757	700,444	8,485,746
Total Management and Budget	10,199,594	7,173,840	17,373,434	473,687	226,757	700,444	18,073,878
Central Services							
Central Services Admin	135,212	81,930	217,142	0	0	0	217,142
Aviation and Transportation	0	0	0	1,206,058	772,286	1,978,344	1,978,344
Support Services	670,622	489,078	1,159,700	743,335	568,223	1,311,558	2,471,258
Total Central Services	805,834	571,008	1,376,842	1,949,393	1,340,509	3,289,902	4,666,744
Facilities Management Dept							
Facilities Management Admin	156,092	78,976	235,068	0	0	0	235,068
Facilities Maintenance and Op	0	0	0	7,074,207	5,370,481	12,444,688	12,444,688
Facilities Engineering	478,053	329,694	807,747	365,726	254,208	619,934	1,427,681
Total Facilities Management	634,145	408,670	1,042,815	7,439,933	5,624,689	13,064,622	14,107,437
Human Resources							
Human Resources Administration	459,442	276,486	735,928	0	0	0	735,928
Human Resources Workforce Mgmt	1,118,714	724,551	1,843,265	0	0	0	1,843,265
Human Resources Benefits Admin	113,134	55,764	168,898	988,513	678,789	1,667,302	1,836,200
Total Human Resources	1,691,290	1,056,801	2,748,091	988,513	678,789	1,667,302	4,415,393

Oakland County, Michigan
Salary and Fringe Benefit Summary by Fund Type
Fiscal Year 2015 Budget Recommendation

Department / Division	General Fund / General Purpose			Special Revenue and Proprietary Funds			Summary
	Salary	Fringe	Total	Salary	Fringe	Total	Total
Health and Human Svc Dept							
Health and Human Svc Adm Div	135,212	67,057	202,269	0	0	0	202,269
Health Division	13,745,801	9,944,405	23,690,206	3,557,328	2,278,061	5,835,389	29,525,595
Children's Village	8,474,651	6,370,366	14,845,017	0	0	0	14,845,017
Homeland Security	472,712	288,285	760,997	0	0	0	760,997
Total Health and Human Services	22,828,376	16,670,113	39,498,489	3,557,328	2,278,061	5,835,389	45,333,878
Public Services							
Public Services Administration	122,920	77,265	200,185	0	0	0	200,185
Veterans Services	830,476	667,580	1,498,056	0	0	0	1,498,056
Community Corrections	1,998,470	1,322,658	3,321,128	675,276	632,045	1,307,321	4,628,449
MSU Extension Oakland County	497,285	330,092	827,377	0	0	0	827,377
Medical Examiner	2,083,829	1,117,577	3,201,406	0	0	0	3,201,406
Animal Control	1,348,945	760,834	2,109,779	0	0	0	2,109,779
Total Public Services	6,881,925	4,276,006	11,157,931	675,276	632,045	1,307,321	12,465,252
Information Technology							
Information Technology Admin	0	0	0	1,204,082	859,740	2,063,822	2,063,822
IT Application Services Div	0	0	0	4,000,629	2,619,480	6,620,109	6,620,109
IT CLEMIS	0	0	0	2,519,539	1,704,879	4,224,418	4,224,418
IT Technical Systems and Netwk	0	0	0	3,883,880	2,485,032	6,368,912	6,368,912
Total Information Technology	0	0	0	11,608,130	7,669,131	19,277,261	19,277,261
Economic Develop/Comm Affairs							
Economic Dev Comm Affairs Adm	713,472	469,762	1,183,234	0	0	0	1,183,234
Planning and Economic Develop	2,209,161	1,550,224	3,759,385	389,778	253,643	643,421	4,402,806
Community and Home Improvement	0	0	0	1,273,322	924,100	2,197,422	2,197,422
Workforce Development	17,020	8,600	25,620	474,914	329,195	804,109	829,729
Total Economic Development & Community Affairs	2,939,653	2,028,586	4,968,239	2,138,014	1,506,938	3,644,952	8,613,191
TOTAL COUNTY EXECUTIVE	48,893,052	33,953,509	82,846,561	29,444,597	20,374,262	49,818,859	132,665,420
TOTAL DEPARTMENTS	153,403,671	106,171,906	259,575,577	62,609,408	41,448,017	104,057,425	363,633,002

Footnotes:

Circuit Court - Civil/Criminal Division - Salaries and Fringes under Special Revenue/Proprietary Fund reflect two (2) GF/GP positions partially funded by Adult/Juvenile SCAO Grant.

Clerk/Reg of Deeds - Salaries and Fringe Benefits under Special Revenue/Proprietary Fund reflect partial funding for one (1) GF/GP Plat and Boundary Review Specialist from the Survey Remonumentation Grant Fund #29220.

Sheriff - Corrective Services Satellites - Salary and Fringe Benefits for one (1) PR Court Deputy funded by Indirect Cost Recovery and one (1) SR position (#11224) funded through JAG for securing Community Corrections after-hour programs.

Workforce Development - No positions are budgeted in GF/GP Workforce Development. Salaries and Fringe Benefits reflect charges for adminstraion of Workforce Development activities.

OAKLAND COUNTY GOVERNMENT			
CP	REC FY 13	TOT FY 13	ELECTORATE OF OAKLAND COUNTY
2876	5 (7)	2858	Gen Fund/Gen Purpose
418	(2)	412	Special Revenue
988		988	Proprietary
4282	5 (9)	4258	Total Positions

COUNTY EXECUTIVE DEPARTMENTS (j)			
CP	REC FY 13	TOT FY 13	COUNTY EXECUTIVE
959	(1)	957	Gen Fund/Gen Purpose
156		152	Special Revenue
414		414	Proprietary
1529	(1)	1523	Total Positions

ADMINISTRATION OF JUSTICE (a,b,c,d)			
CP	REC FY 13	TOT FY 13	
508	3 (2)	500	Gen Fund/Gen Purpose
145	(1)	144	Special Revenue
653	3 (3)	644	Total Positions

GENERAL GOVERNMENT & LEGISLATIVE BRANCH (g,h,i)			
CP	REC FY 13	TOT FY 13	
221	(3)	214	Gen Fund/Gen Purpose
53		53	Special Revenue
573		573	Proprietary
847	(3)	840	Total Positions

LAW ENFORCEMENT (e,f,k)			
CP	REC FY 13	TOT FY 13	
1188	2 (1)	1187	Gen Fund/Gen Purpose
64	(1)	63	Special Revenue
1		1	Proprietary
1253	2 (2)	1251	Total Positions

CIRCUIT COURT (a)			
CP	REC FY 13	TOT FY 13	CIRCUIT COURT JUDGES
269		265	Gen Fund/Gen Purpose
145	(1)	144	Special Revenue
414	(1)	409	Total Positions

COUNTY CLERK / REGISTER OF DEEDS (g,h)			
CP	REC FY 13	TOT FY 13	COUNTY CLERK / REGISTER OF DEEDS
116		112	Gen Fund/Gen Purpose
			Special Revenue
			Proprietary
116		112	Total Positions

PROSECUTING ATTORNEY (e)			
CP	REC FY 13	TOT FY 13	PROSECUTING ATTNY.
143	2 (1)	142	Gen Fund/Gen Purpose
28		28	Special Revenue
171	2 (1)	170	Total Positions

52ND DISTRICT COURT (b)			
CP	REC FY 13	TOT FY 13	DISTRICT COURT JUDGES
186	3 (2)	186	Gen Fund/Gen Purpose
			Special Revenue
186	3 (2)	186	Total Positions

TREASURER (i)			
CP	REC FY 13	TOT FY 13	COUNTY TREASURER
37		37	Gen Fund/Gen Purpose
0		0	Special Revenue
9		9	Proprietary
46		46	Total Positions

SHERIFF DEPARTMENT (f,k)			
CP	EC FY 13	TOT FY 13	SHERIFF
1045		1045	Gen Fund/Gen Purpose
36	(1)	35	Special Revenue
1		1	Proprietary
1082	(1)	1081	Total Positions

PROBATE COURT (c,d)			
CP	REC FY 13	TOT FY 13	PROBATE COURT JUDGES
53		49	Gen Fund/Gen Purpose
			Special Revenue
53		49	Total Positions

BOARD OF COMMISSIONERS			
CP	REC FY 13	TOT FY 13	BOARD CHAIRPERSON
44	(3)	41	Gen Fund/Gen Purpose
			Proprietary
44	(3)	41	Total Positions

PARKS & RECREATION DEPARTMENT			
CP	REC FY 13	TOT FY 13	EXECUTIVE OFFICER- PARKS & RECREATION
378		378	Gen Fund/Gen Purpose
			Proprietary
378		378	Total Positions

WATER RESOURCES COMMISSIONER			
CP	REC FY 13	TOT FY 13	WATER RESOURCES COMMISSIONER
24		24	Gen Fund/Gen Purpose
53		53	Special Revenue
186		186	Proprietary
263		263	Total Positions

- (a) Two (2) GF/GP FTE positions deleted, effective 10/01/12, per FY12 Budget. One (1) GF/GP PTNE 1,000 hrs/yr position transferred to Sheriff.
 (b) One (1) GF/GP position created with a sunset date of 10/01/12, per Misc. Res. #11142.
 (c) One (1) GF/GP FTE position deleted, and one (1) GF/GP PTNE 2,000 hrs/yr position created, effective 10/01/12, per FY12 Budget.
 (d) One (1) GF/GP FTE position deleted, effective 10/01/12, per FY11 Budget.
 (e) Two (2) FG/GP FTE positions deleted, effective 10/01/12, per FY11 Budget.
 (f) One (1) GF/GP PTNE 1,000 hrs/yr position requested to be transferred from Circuit Court and funding requested to be changed to SR, per FY13 Budget. Recommended.
 (g) One (1) Jury Board Member position deleted effective 01/01/12, and one (1) deleted 01/01/13, per FY11 Budget.
 (h) Two (2) GF/GP PTNE 1,000 hrs/yr positions and one (1) FTE position deleted, effective 10/01/12, per FY11 Budget.
 (i) Two (2) SR positions created with a sunset date of 09/30/13, per FY12 Budget. Funding changed to GF/GP per Misc. Res. #11207.
 (j) One (1) GF/GP position deleted, effective 10/01/12, per FY12 Budget; and four (4) SR positions deleted, effective 09/30/12, per Misc. Res. #12156.
 (k) One (1) SR position deleted, effective 09/30/12, per Misc. Res. #09213.

CIRCUIT COURT (a,b)			
CP	REC FY 13	TOT FY 13	CIRCUIT COURT JUDGES
267		265	Gen Fund/Gen Purpose
145	(1)	144	Special Revenue
412	(1)	409	Total Positions

JUDICIAL ADMINISTRATION			
CP	REC FY 13	TOT FY 13	CIRCUIT COURT ADMINISTRATOR
95		95	Gen Fund/Gen Purpose
			Special Revenue
95		95	Total Positions

COURT BUSINESS DIVISION			
CP	REC FY 13	TOT FY 13	COURT BUSINESS ADMINISTRATOR
20		19	Gen Fund/Gen Purpose
			Special Revenue
20		19	Total Positions

FAMILY DIVISION			
CP	REC FY 13	TOT FY 13	DEPUTY COURT ADMINISTRATOR
127		126	Gen Fund/Gen Purpose
145	(1)	144	Special Revenue
272	(1)	270	Total Positions

CIVIL / CRIMINAL DIVISION			
CP	REC FY 13	TOT FY 13	MGR - CIVIL / CRIMINAL/ JUDICIAL ASSISTANT
25		25	Gen Fund/Gen Purpose
			Special Revenue
25		25	Total Positions

(a) Two (2) GF/GP FTE positions approved to be deleted, effective 10/01/12, per FY12 Budget.

(b) One (1) GF/GP PTNE position requested to be transferred to Sheriff's Office, and funding changed to SR, per FY 13 Budget. Recommended.

Prepared by Human Resources Dept. 07/01/12.

JUDICIAL ADMINISTRATION DIVISION (a)			
CP	REC FY 13	TOT FY 13	JUDICIAL ADMINISTRATION
95		95	Gen Fund/Gen Purpose
			Special Revenue
95		95	Total Positions

GF/GP	SR	REQ	FY 13	JUDICIAL
19			19	Circuit Court Judge
18			18	Judicial Staff Attorney
2			2	Senior Court Reporter (c)
18			18	Judicial Secretary
34			34	Court Clerk (b,d)
91			91	Total Positions

GF/GP	SR	REQ	FY 13	COURT ADMINISTRATOR
1			1	Circuit Court Administrator
1			1	Deputy Court Administrator
1			1	Judicial Secretary
1			1	Executive Secretary (e)
4			4	Total Positions

- (a) All positions show under Circuit Court/Judicial Administration in Salary Pages.
- (b) Includes nineteen (19) PTNE 1,000 hrs/yr positions.
- (c) One (1) GF/GP position deleted per Misc. Res. #11143, effective 10/01/10.
- (d) One (1) GF/GP position created per Misc. Res. #11143, effective 10/01/10.
- (e) One (1) FTE position deleted and one (1) PTNE 1,000 hrs/yr position created, per Misc. Res. #11143, effective 10/01/12. Recommended to be laterally reclassified from Secretary III per FY13 Budget.

Prepared by Human Resources Dept. 07/01/12.

COURT BUSINESS DIVISION (a)			
CP	REC FY 13	TOT FY 13	COURT BUSINESS ADMINISTRATOR
20		19	Gen Fund/Gen Purpose
			Special Revenue
20		19	Total Positions

GF/GP	SR	REQ	FY 13	ADMINISTRATION
1			1	Court Business Administrator
1			1	Court Resource & Program Specialist
2			2	Total Positions

GF/GP	SR	REQ	FY 13	DATA - TECHNICAL UNIT
1			1	Supervisor - Court Business Operations
3			3	User Support Specialist II
1			1	Court Business Analyst
1			1	Audio Video Equipment Technician
1			1	Office Supervisor II
1			1	Court Clerk (b)
3			2	Office Assistant II (b,c)
11			10	Total Positions

GF/GP	SR	REQ	FY 13	ADMINISTRATION - FINANCE UNIT
1			1	Supervisor - Administrative Services
1			1	Court Accounts Coordinator
1			1	Central Employee Records Coordinator
1			1	Circuit Court Records Clerk
1			1	Account Clerk II
1			1	Office Assistant II
1			1	Student
7			7	Total Positions

- (a) All positions appear in Court Business Division on salaries pages.
 (b) Includes one (1) FTNE 2,000 hrs/yr position.
 (c) One (1) GF/GP position approved to be deleted, effective 10/01/12 per FY12 Budget.

Prepared by Human Resources Dept. 07/01/12.

CIVIL / CRIMINAL DIVISION (a)			
CP	REC FY 13	TOT FY 13	CIVIL / CRIMINAL DIVISION
25		25	Gen Fund/Gen Purpose
			Special Revenue
25		25	Total Positions

GF/GP	REC	FY 13	ADMINISTRATION
1		1	Manager - Civil / Criminal / Judicial Asst
1		1	Chief - Civil/Criminal Division
1		1	Judicial Staff Attorney
1		1	Staff Attorney
1		1	Court Appointment Specialist
1		1	College Intern (b)
6		6	Total Positions

GF/GP	REC	FY 13	CASE MANAGEMENT OFFICE
1		1	Office Supervisor II (d)
1		1	Court Appointment Specialist
5		5	Circuit Court Records Specialist
1		1	Student
1		1	College Intern (b)
9		9	Total Positions

GF/GP	REC	FY 13	JURY OFFICE
1		1	Supervisor - Jury Office
1		1	Jury Office Leader
2		2	Jury Office Clerk
4		4	Total Positions

GF/GP	REC	FY 13	CRIMINAL CASE SUPPORT
2		2	Program Evaluation Analyst (c)
1		1	Court Appointment Specialist
1		1	Circuit Court Records Clerk
4		4	Total Positions

GF/GP	REC	FY 13	CLERK SUPPORT
1		1	Supervisor - Clerk Support
1		1	Court Clerk Coordinator
2		2	Total Positions

- (a) All positions appear in Circuit Court / Civil / Criminal on salaries pages.
- (b) PTNE 1,000 hrs/yr position.
- (c) One (1) GF/GP Program Evaluation Analyst position approved to be deleted, effective 10/01/12, per FY11 Budget. Approved to be continued per FY12 Budget.
- (d) One (1) GF/GP Caseflow/ADR Supervisor reclassified per Misc. Res. #11143, effective 04/23/11.

Prepared by Human Resources Dept. 07/01/12.

FAMILY DIVISION (a,b)			
CP	REC FY 13	TOT FY 13	FAMILY COURT JUDGES
127		126	Gen Fund/Gen Purpose
145	(1)	144	Special Revenue
272	(1)	270	Total Positions

COURT SERVICES (b)			
CP	REC FY 13	TOT FY 13	MANAGER - COURT SERVICES
80		79	Gen Fund/Gen Purpose
3		3	Special Revenue
83		82	Total Positions

JUDICIAL SUPPORT			
CP	REC FY 13	TOT FY 13	MANAGER - JUDICIAL SUPPORT/JUDICIAL ASST
47		47	Gen Fund/Gen Purpose
2		2	Special Revenue
49		49	Total Positions

FRIEND OF THE COURT (a)			
CP	REC FY 13	TOT FY 13	FRIEND OF THE COURT
0		0	Gen Fund/Gen Purpose
140	(1)	139	Special Revenue
140	(1)	139	Total Positions

- (a) One (1) GF/GP PTNE 1,000 hrs/yr position created, effective 10/01/12, per FY12 Budget. Now requested to be transferred to Sheriff and funding changed to SR, per FY13 Budget. Recommended.
- (b) One (1) GF/GP FTE position deleted, effective 10/01/12, per FY12 Budget.

Prepared by Human Resources Dept. 07/01/12.

COURT SERVICES (a)			
CP	REC FY 13	TOT FY 13	MANAGER - COURT SERVICES
80		79	Gen Fund/Gen Purpose
3		3	Special Revenue
83		82	Total Positions

GF/GP	SR	REC	FY 13	ADMINISTRATION
1			1	Manager - Court Services
1			1	Total Positions

GF/GP	SR	REC	FY 13	CASEWORK SERVICES
1			1	Chief - Casework Services
2			2	Youth & Family Casework Supervisor
23			23	Youth & Family Caseworker II (d,c)
2			2	Office Assistant II (c)
28			28	Total Positions

GF/GP	SR	REC	FY 13	YOUTH ASSISTANCE
1			1	Chief Youth Assistance Services
3			3	Youth Assistance Casework Supervisor
24			23	Youth Assistance Caseworker II (e,f)
1			1	Secretary I
2			2	Office Assistant II
31			30	Total Positions

GF/GP	SR	REC	FY 13	CLINICAL SERVICES
3			3	Court Clinical Psychologist (b)
1			1	Court Clinic Services Coordinator
1			1	Technical Assistant
1			1	Office Assistant II
6			6	Total Positions

GF/GP	SR	REC	FY 13	DRUG COURT SERVICES
	1		1	Youth & Family Casework Supervisor
	1		1	Youth & Family Caseworker II
	1		1	Technical Assistant
8			8	College Intern (b)
8	3		11	Total Positions

GF/GP	SR	REC	FY 13	INTENSIVE CASEWORK SERVICES
1			1	Youth & Family Casework Supervisor
5			5	Youth & Family Caseworker II (c)
6			6	Total Positions

(a) All positions appear in Circuit Court/Family Division/Court Services in salaries pages.

(b) PTNE 1,000 hrs/yr position(s)

(c) Includes one (1) PTNE 1,000 hrs/yr position.

(d) Positions funded 10% CCF to receive 50% reimbursement (5% SR).

(e) Includes two (2) PTNE 1,000 hrs/yr position.

(f) One (1) GF/GP FTE position deleted and remaining positions changed to 25%CCF/75% GF/GP, effective 10/01/12, per FY12 Budget.

Prepared by Human Resources Dept. 07/01/12.

JUDICIAL SUPPORT (a)			
CP	REC FY 13	TOT FY 13	MANAGER - JUDICIAL SUPPORT/JUDICIAL ASST.
47		47	Gen Fund/Gen Purpose
2		2	Special Revenue
49		49	Total Positions

GF/GP	SR	REC	FY 13	ADMINISTRATION
1			1	Manager-Judicial Support/Judicial Assist.
1			1	Personal Protection Order Liaison (d)
1			1	Court Appointment Specialist
1			1	Secretary II
4			4	Total Positions

GF/GP	SR	REC	FY 13	REFEREE SERVICES
1			1	Juvenile Court Referee - Supervisor
7			7	Juvenile Court Referee (g)
8			8	Total Positions

GF/GP	SR	REC	FY 13	JUVENILE ADOPTION
1			1	Chief - Juvenile/Adoption Services
	2		2	DHS Liaison (e,f)
2			2	Youth & Family Caseworker II
2			2	Office Supervisor II
10			10	Deputy Register II
1			1	Office Leader
13			13	Office Assistant II (c)
1			1	Office Assistant I
2			2	General Clerical (b)
3			3	Student
35	2		37	Total Positions

- (a) All positions appear in Circuit Court/Family Division/Judicial Support in salaries pages.
 (b) PTNE 1,000 hrs/yr position.
 (c) Includes one (1) FTNE 2,000 hrs/yr position.
 (d) One (1) GF/GP Staff Attorney position downwardly reclassified per Misc. Res. #11316, effective 01/20/12.
 (e) Two (2) SR positions created per Misc. Res. #11169, effective 08/01/11.
 (f) Includes one (1) SR PTNE 1,000 hrs/yr position.
 (g) One (1) FTE position approved to be deleted, effective 10/01/12, per FY12 Budget. Now requested to be continued. Recommended.

Prepared by Human Resources Dept. 07/01/12.

FRIEND OF THE COURT (a,c,i)			
CP	REC FY 13	TOT FY 13	FRIEND OF THE COURT
0		0	Gen Fund/Gen Purpose
140	(1)	139	Special Revenue
140	(1)	139	Total Positions

GF/GP	SR	FY 13	ADMINISTRATION
	1	1	Friend of the Court
	1	1	Chief Assistant - F.O.C. Legal Services
	1	1	Chief Assistant - F.O.C. Operations
	1	1	Chief Assistant - F.O.C. Financials
	4	4	Total Positions

LEGAL SERVICES			
CP	REC FY 13	TOT FY 13	CHIEF ASST - F.O.C. LEGAL SERVICES (g)
			Gen Fund/Gen Purpose
62		62	Special Revenue
62		62	Total Positions

OPERATIONS			
CP	REC FY 13	TOT FY 13	CHIEF ASST - F.O.C. OPERATIONS
			Gen Fund/Gen Purpose
46		46	Special Revenue
46		46	Total Positions

GF/GP	SR	REQ	FY 13	LEGAL ADVICE
	2		2	F.O.C. Referee Supervisor
	16		16	F.O.C. Referee
	2		2	Domestic Support Specialist Supervisor
	16		16	Domestic Support Specialist
	1		1	Office Assistant II
	37		37	Total Positions

GF/GP	SR	REQ	FY 13	IMAGING & SYSTEMS
	1		1	F.O.C. Systems Supervisor
	2		2	User Support Specialist I
	2		2	Warrant Clerk (h)
	5		5	F.O.C. Systems Clerk
	1		1	Office Assistant II (e)
	3		3	College Intern (b)
	14		14	Total Positions

GF/GP	SR	REQ	FY 13	COUNSELING, INVEST. & MEDIATION
	2		2	Supervisor - F.O.C. Family Counselors
	16		16	F.O.C. Family Counselor
	2		2	Office Assistant II
	20		20	Total Positions

GF/GP	SR	REQ	FY 13	TYPING & RECEP.
	1		1	Office Supervisor II
	8		8	Office Assistant II (d)
	9		9	Total Positions

GF/GP	SR	REQ	FY 13	MEDICAL SUPPORT ENFORCEMENT
	1		1	Domestic Support Specialist Supervisor
	4		4	Domestic Support Specialist
	5		5	Total Positions

GF/GP	SR	REQ	FY 13	CASE ASSISTANCE
	2		2	F.O.C. Case Assistant - Supervisor
	16		16	F.O.C. Case Assistant
	18		18	Total Positions

GF/GP	SR	REQ	FY 13	INTERSTATE
	1		1	Domestic Support Specialist Supervisor
	4		4	Domestic Support Specialist
	5		5	Total Positions

FINANCIALS			
CP	REC FY 13	TOT FY 13	CHIEF ASST - F.O.C. FINANCIALS
			Gen Fund/Gen Purpose
28	(1)	27	Special Revenue
28	(1)	27	Total Positions

GF/GP	SR	REQ	FY 13	CHILD SUPPORT BANKING UNIT
	1		1	Supervisor - Child Support Accounts
	1		1	Child Support Account Specialist
	1		1	Junior Accountant
	5		5	Account Clerk II
	1		1	Office Assistant II
	1	(1)	0	Office Assistant I (b,f)
	1		1	Student
	11	(1)	10	Total Positions

GF/GP	SR	REQ	FY 13	CHILD SUPPORT ACCOUNTING
	1		1	Supervisor - Child Support Accounts
	11		11	Child Support Account Specialist
	1		1	Junior Accountant
	3		3	Account Clerk II
	16		16	Total Positions

GF/GP	SR	REQ	FY 13	FINANCIALS
	1		1	Junior Accountant
	1		1	Total Positions

- (a) All positions partially reimbursed by Cooperative Reimbursement Grant, per Misc. Res. #09229.
 (b) PTNE 1,000 hrs/yr position(s).
 (c) All positions appear in Circuit Court/Family Division/F.O.C. on salaries pages.
 (d) Includes one (1) PTNE 1,000 hrs/yr position.
 (e) FTNE 2,000 hrs/yr position.
 (f) One (1) SR PTNE 1,000 hrs/yr position requested to be deleted, per FY13 Budget. Recommended.

- (g) Six (6) SR Deputy II positions and one (1) SR Sergeant position from the Sheriff's Department provide services to this division under the Chief Assistant - F.O.C. Legal Services.
 (h) One (1) GF/GP Warrant Clerk position (#02443) transferred to FOC Sheriff Investigative Unit, per FY12 Budget amendment, and requested to be deleted with FY13 Budget.
 (i) One (1) GF/GP PTNE 1,000 hrs/yr Warrant Clerk position (#11247) created effective 10/01/12, per FY12 Budget amendment, now requested to be transferred to FOC Sheriff Investigative Unit and funding changed to SR, per FY13 Budget. Recommended

52ND DISTRICT COURT (a,b)			
CP	REC FY 13	TOT FY 13	DISTRICT COURT JUDGES
186	3 (2)	186	Gen Fund/Gen Purpose
			Special Revenue
186	3 (2)	186	Total Positions

ADMINISTRATION			
CP	REC FY 13	TOT FY 13	DISTRICT COURT JUDGES
4		4	Gen Fund/Gen Purpose
			Special Revenue
4		4	Total Positions

DIVISION I - NOVI			
CP	REC FY 13	TOT FY 13	DISTRICT COURT JUDGES
59	1 (1)	59	Gen Fund/Gen Purpose
			Special Revenue
59	1 (1)	59	Total Positions

DIVISION II - CLARKSTON			
CP	REC FY 13	TOT FY 13	DISTRICT COURT JUDGES
30		30	Gen Fund/Gen Purpose
			Special Revenue
30		30	Total Positions

DIVISION III - ROCHESTER HILLS (a)			
CP	REC FY 13	TOT FY 13	DISTRICT COURT JUDGES
58	2 (1)	58	Gen Fund/Gen Purpose
			Special Revenue
58	2 (1)	58	Total Positions

DIVISION IV - TROY (b)			
CP	REC FY 13	TOT FY 13	DISTRICT COURT JUDGES
35		35	Gen Fund/Gen Purpose
			Special Revenue
35		35	Total Positions

- (a) One (1) GF/GP PTNE 1,000 hrs/yr position created per Misc. Res. #11142, with sunset date of 10/01/12.
 (b) Three (3) GF/GP positions to be deleted, effective 01/01/13, per FY12 Budget.

Prepared by Human Resources Dept. 07/01/12.

ADMINISTRATION			
CP	REC FY 13	TOT FY 13	DISTRICT COURT JUDGES
4		4	Gen Fund/Gen Purpose
			Special Revenue
4		4	Total Positions

GF/GP	SR	REC	FY 13	CHIEF JUDGE - 52nd District Court
1			1	User Support Specialist II
1			1	Substitute District Court Recorder (b)
2			2	Total Positions

GF/GP	SR	REC	FY 13	WEEKEND OPERATIONS
2			2	Magistrate (a)
2			2	Total Positions

- (a) Positions conduct weekend hearings, funded for 208 hrs/yr.
(b) PTNE 1,600 hrs/yr position. Position supports the four (4) divisions.

Prepared by Human Resources Dept. 07/01/12.

DIVISION I - NOVI (a)			
CP	REC FY 13	TOT FY 13	DISTRICT COURT JUDGES
59	1 (1)	59	Gen Fund/Gen Purpose
			Special Revenue
59	1 (1)	59	Total Positions

GF/GP	SR	REC	FY 13	ADMINISTRATION
3			3	District Court Judge
1			1	District Court Administrator
3			3	District Court Recorder II
1			1	Deputy District Court Administrator
1			1	Court Accounts Coordinator
3			3	Office Supervisor I
19		1 (1)	19	District Court Clerk II (e)
1			1	District Court Clerk I (c)
3			3	Court Clerk
1			1	Magistrate (b)
2			2	Certified Electronic Operator (c)
38		1 (1)	38	Total Positions

GF/GP	SR	REC	FY 13	PROBATION
1			1	District Court Probation Supervisor
5			5	Probation Officer III
4			4	Probation Officer II (d)
0			0	Probation Officer I
4			4	Probation Investigator (c)
1			1	Office Supervisor I
4			4	District Court Clerk II
2			2	Community Service Officer (c)
21			21	Total Positions

- (a) Two (2) GF/GP 1,000 hrs/yr and one (1) GF/GP 1,640 hrs/yr PTNE Court Deputy II positions and two (2) GF/GP full-time Deputy I positions from the Sheriff Department provide services to this division.
- (b) PTNE 1,846 hrs/yr position.
- (c) PTNE 1,000 hrs/yr position(s).
- (d) Three (3) GF/GP position funded by Assessment Fees.
- (e) One (1) GF/GP FTE position requested to be deleted, and one (1) GF/GP FTNE 2,000 hrs/yr position requested to be created, per FY13 Budget. Recommended.

Prepared by Human Resources Dept. 07/01/12.

DIVISION 11 - CLARKSTON (b)			
CP	REC FY 13	TOT FY 13	DISTRICT COURT JUDGES
30		30	Gen Fund/Gen Purpose
			Special Revenue
30		30	Total Positions

GF/GP	SR	REC	FY 13	ADMINISTRATION
2			2	District Court Judge
1			1	District Court Administrator
2			2	District Court Recorder II
1			1	Office Supervisor I
2			2	District Court Clerk III
7			7	District Court Clerk II (g)
3			3	District Court Clerk I (c,h)
2			2	Court Clerk
1			1	General Clerical (f)
1			1	Magistrate (a)
22			22	Total Positions

GF/GP	SR	REC	FY 13	PROBATION
1			1	Senior Probation Officer
1			1	Probation Officer II (d)
3			3	Probation Officer I (i)
1			1	Probation Investigator (d)
1			1	District Court Clerk II
1			1	District Court Clerk I (e)
8			8	Total Positions

- (a) PTNE 1,248 hrs/yr position.
- (b) One (1) GF/GP 1,640 hrs/yr and two (2) GF/GP 1,000 hrs/yr PTNE Court Deputy II positions and two (2) GF/GP full-time Deputy I positions from the Sheriff's Department provide services to this division.
- (c) PTNE 1,000 hrs/yr GF/GP positions. Cost of position #10104 offset by Probation Fee Revenue.
- (d) PTNE 1,200 hrs/yr position; 300 hours funded by reduced Out-County prisoner expenses.
- (e) FTNE 2,000 hrs/yr position.
- (f) PTNE 1,000 hrs/yr position.
- (g) Includes one (1) GF/GP FTNE 2,000 hrs/yr position.
- (h) Includes one (1) GF/GP FTNE 2,000 hrs/yr position.
- (i) One (1) GF/GP PTNE 1,000 hrs/yr Probation Officer I position deleted, effective 10/01/12, per FY11 Budget. Now approved to continue, per FY12 Budget.

DIVISION III - ROCHESTER HILLS (b)			
CP	REC FY 13	TOT FY 13	DISTRICT COURT JUDGES
58	2 (1)	58	Gen Fund/Gen Purpose
			Special Revenue
58	2 (1)	58	Total Positions

GF/GP	SR	REC	FY 13	ADMINISTRATION
3			3	District Court Judge
1			1	District Court Administrator
1			1	Deputy District Court Administrator (c)
3			3	District Court Recorder II
1			1	Office Supervisor II
1			1	Technical Assistant
1			1	Account Clerk II
4			4	District Court Clerk III
20		2 (1)	20	District Court Clerk II (c,d,g,h,i,j)
2			2	District Court Clerk I (c)
3			3	Court Clerk
1			1	Magistrate (a)
1			1	Student
42		2 (1)	42	Total Positions

GF/GP	SR	REC	FY 13	PROBATION
1			1	Senior Probation Officer
2			2	Probation Officer III
5			5	Probation Officer II (f)
2			2	Probation Investigator (e)
1			1	District Court Clerk III
4			4	District Court Clerk II (k)
1			1	District Court Clerk I (c)
16			16	Total Positions

- (a) PTNE 1,482 hrs/yr position.
- (b) Two (2) GF/GP 1,000 hrs/yr and one (1) GF/GP PTNE 1,640 hrs/yr Court Deputy II positions and our (4) GF/GP full-time Deputy I positions from the Sheriff . Department provide services to this division
- (c) Includes one (1) PTNE 1,000 hrs/yr position.
- (d) Includes three (3) PTNE 1,000 hrs/yr positions.
- (e) Includes one (1) PTNE 1,000 hrs/yr position (#10347) and one (1) 900 hrs/yr position (#10348).
- (f) Includes one (1) FTNE 2,000 hrs/yr position.
- (g) One (1) GF/GP PTNE 1,000 hrs/yr position created (#11218) per Misc. Res. #11142, with sunset date of 10/01/12.
- (h) One (1) GF/GP FTE position requested to be deleted, per FY13 Budget. Recommended
- (i) One (1) GF/GP FTNE 2,000 hrs/yr position requested to be created, per FY13 Budget. Recommended
- (j) One (1) GF/GP PTNE 1,000 hrs/yr position requested to be created, per FY13 Budget. Recommended
- (k) Includes two (2) PTNE 1,000 hrs/yr positions.

Prepared by Human Resources Dept. 07/01/12.

DIVISION IV - TROY (a)			
CP	REC FY 13	TOT FY 13	DISTRICT COURT JUDGES
35		35	Gen Fund/Gen Purpose
			Special Revenue
35		35	Total Positions

GF/GP	SR	REC	FY 13	ADMINISTRATION
3			3	District Court Judge (g)
1			1	District Court Administrator
3			3	District Court Recorder II (g)
1			1	Office Supervisor II
1			1	Secretary II
1			1	Account Clerk II
2			2	District Court Clerk III
9			9	District Court Clerk II (f)
2			2	District Court Clerk I (b)
3			3	Court Clerk (g)
1			1	Magistrate (e)
1			1	General Clerical (c)
28			28	Total Positions

GF/GP	SR	REC	FY 13	PROBATION
1			1	District Court Probation Supervisor
1			1	Probation Officer III
2			2	Probation Officer II (d)
1			1	District Court Clerk III
1			1	District Court Clerk I
1			1	General Clerical (c)
7			7	Total Positions

- (a) Two (2) GF/GP 1,000 hrs/yr and one (1) GF/GP 1,640 hrs/yr PTNE Court Deputy II positions and two (2) GF/GP full-time Deputy I positions from the Sheriff Department provide service to this division.
- (b) Includes one (1) PTNE 1000 hrs/yr position and one (1) FTNE 2,000 hrs/yr position..
- (c) PTNE 1,000 hrs/yr position(s).
- (d) Includes one (1) PTNE 500 hrs/yr position.
- (e) PTNE 676 hrs/yr position.
- (f) Includes two (2) PTNE 1,000 hrs/yr position(s).
- (g) One (1) GF/GP position deleted, effective 01/01/13, per FY12 Budget.

Prepared by Human Resources Dept. 07/01/12.

PROBATE COURT			
CP	REC FY 13	TOT FY 13	PROBATE JUDGES
53		49	Gen Fund/Gen Purpose
			Special Revenue
53		49	Total Positions

GF/GP	SR	REC	FY 13	ADMINISTRATION
4			4	Probate Judge
1			1	Probate Court Administrator
4			4	Judicial Staff Attorney
0			0	Senior Court Reporter
4			4	Judicial Secretary
8			8	Court Clerk (a,d)
21			21	Total Positions

GF/GP	SR	REC	FY 13	ESTATES/MENTAL HEALTH
1			1	Probate Register
1			1	Office Supervisor II
1			1	Case Management Coordinator
2			2	Office Supervisor I (c)
3			3	Probate Specialist (i)
12			9	Deputy Probate Register II (b)
1			1	Office Leader (c)
8			7	Office Assistant II (d,f,g,h)
3			3	Student (e)
32			28	Total Positions

- (a) Four (4) GF/GP PTNE 1,000 hrs/yr positions.
- (b) Three (3) GF/GP positions deleted, effective 05/19/12, per Misc. Res. #12118.
- (c) One (1) GF/GP position created, effective 05/19/12, per Misc. Res. #12118.
- (d) Two (2) GF/GP positions created, effective 05/19/12, per Misc. Res. #12118.
- (e) One (1) GF/GP PTNE 1,250 hrs/yr position created, effective 05/19/12, per Misc. Res. #12118.
- (f) One (1) GF/GP position deleted, effective 10/01/12, per FY11 Budget.
- (g) One (1) GF/GP position deleted, effective 10/01/12, per FY12 Budget.
- (h) One (1) GF/GP FTNE 2,000 hrs/yr position created, effective 10/01/12, per FY12 Budget.
- (i) One (1) GF/GP position deleted, effective 05/19/12, per Misc. Res. #12118.

Prepared by Human Resources Dept. 07/01/12.

PROSECUTING ATTORNEY			
CP	REC FY 13	TOT FY 13	PROSECUTING ATTORNEY
143	2 (1)	142	Gen Fund/Gen Purpose
28		28	Special Revenue
171	2 (1)	170	Total Positions

ADMINISTRATION (a)			
CP	REC FY 13	TOT FY 13	PROSECUTING ATTORNEY
30	1 (1)	29	Gen Fund/Gen Purpose
1		1	Special Revenue
31	1 (1)	30	Total Positions

LITIGATION (c)			
CP	REC FY 13	TOT FY 13	CHIEF ASSISTANT PROSECUTOR
81	1	82	Gen Fund/Gen Purpose
27		27	Special Revenue
108	1	109	Total Positions

WARRANTS (b)			
CP	REC FY 13	TOT FY 13	CHIEF - WARRANTS
19		18	Gen Fund/Gen Purpose
			Special Revenue
19		18	Total Positions

APPELLATE COURT			
CP	REC FY 13	TOT FY 13	CHIEF - APPEALS
13		13	Gen Fund/Gen Purpose
			Special Revenue
13		13	Total Positions

- (a) One (1) GF/GP FTNE 2,000 hours/year position deleted effective 10/01/12, per FY11 Budget.
- (b) One (1) GF/GP FTE position deleted, effective 10/01/12, per FY11 Budget.
- (c) One (1) SR position deleted per Misc. Res #11286, effective 09/24/11 (Byrne N.E.T. Grant).

Prepared by Human Resources Dept. 07/01/12.

ADMINISTRATION			
CP	REC FY 13	TOT FY 13	PROSECUTING ATTORNEY
30	1 (1)	29	Gen Fund/Gen Purpose
1		1	Special Revenue
31	1 (1)	30	Total Positions

GF/GP	SR	REC	FY 13	EXECUTIVE STAFF
1			1	Prosecuting Attorney
1			1	Chief Assistant Prosecutor
1			1	Assistant Prosecutor IV
1			1	Assistant Prosecutor II
1			1	Supv. - Prosecuting Attorney Admin Svcs.
1			1	Administrative Assistant - Pros. Attorney
1			1	Secretary II
1			1	Account Clerk II
1			1	Legal Secretary
1			1	Account Clerk I
2			2	Office Assistant II
5			5	Student
17			17	Total Positions

SPECIAL OPERATIONS			
CP	REC FY 13	TOT FY 13	CHIEF ASSISTANT PROSECUTOR
13		12	Gen Fund/Gen Purpose
1		1	Special Revenue
14		13	Total Positions

GF/GP	SR	REC	FY 13	CASE RECORDS
1			1	Office Supervisor I
1			1	Office Leader
4		1 (1)	3	Office Assistant II (a)
1			1	Office Assistant I
7		1 (1)	6	Total Positions

GF/GP	SR	REC	FY 13	VICTIM SERVICES
1			1	Victim Services Supervisor (b)
3	1		4	Victim Advocate (b,c)
2			2	Office Assistant II
6	1		7	Total Positions

- (a) One (1) GF/GP FTNE 2,000 hrs/yr position deleted effective 10/01/12, per FY11 Budget.
 (b) GF/GP positions partially reimbursed by the Crime Victim Rights Grant.
 (c) SR position paid from Victims of Crime Act (VOCA) grant funds.

LITIGATION			
CP	REC FY 13	TOT FY 13	CHIEF ASSISTANT PROSECUTOR
81	1	82	Gen Fund/Gen Purpose
27		27	Special Revenue
108	1	109	Total Positions

GF/GP	SR	REC	FY 13	CIRCUIT COURT
1			1	Chief - Circuit Court
2			2	Principal Attorney
5			5	Assistant Prosecutor IV
13			13	Assistant Prosecutor III
2			2	Assistant Prosecutor II
0		1	1	Prosecutor Investigator
3			3	Legal Secretary
26		1	27	Total Positions

GF/GP	SR	REC	FY 13	JUVENILE
1			1	Chief - Juvenile Justice
1			1	Assistant Prosecutor IV
6			6	Assistant Prosecutor III
5			5	Assistant Prosecutor II (f)
	1		1	Probation Officer I (c)
1			1	Prosecutor Investigator
1			1	Support Specialist
1			1	Para-Legal - Criminal Prosecution
2			2	Legal Secretary
2			2	Court Service Officer II (b)
1			1	Office Assistant II
21	1		22	Total Positions

GF/GP	SR	REC	FY 13	CHILD SEXUAL ASSAULT
1			1	Assistant Prosecutor IV
3			3	Assistant Prosecutor III
1			1	Social Worker II
1			1	Prosecutor Investigator
6			6	Total Positions

GF/GP	SR	REC	FY 13	FAMILY SUPPORT (a)
	1		1	Chief - Family Support
	1		1	Assistant Prosecutor IV
	2		2	Assistant Prosecutor III
	3		3	Pros. Investigator
	1		1	Legal Secretary
	1		1	Office Supervisor II
	4		4	Support Specialist
	9		9	Office Assistant II
	2		2	Office Assistant I (b)
	24		24	Total Positions

GF/GP	SR	REC	FY 13	DISTRICT COURT
1			1	Chief - District Court
1			1	Assistant Prosecutor III
16			16	Assistant Prosecutor II
1			1	Legal Secretary
1			1	Office Assistant I
20			20	Total Positions

GF/GP	SR	REC	FY 13	DOMESTIC VIOLENCE
1			1	Assistant Prosecutor IV
1			1	Assistant Prosecutor III
3			3	Assistant Prosecutor II
1			1	Pros. Investigator
1			1	Support Specialist
7			7	Total Positions

GF/GP	SR	REC	FY 13	NARCOTICS TASK FORCE
	1		1	Assistant Prosecutor IV (d)
	1		1	Assistant Prosecutor III (d,e)
1			1	Legal Secretary
1	2		3	Total Positions

- (a) Positions funded by Cooperative Reimbursement Grant.
- (b) Includes one (1) PTNE 1,000 hrs/yr position.
- (c) Position (#09330) funded by Juvenile Accountability Block Grant.
- (d) Position(s) (#07207 & #06386) partially funded by FY11 Byrne N.E.T. Grant, per Misc. Res. #11286, effective 11/30/11.
- (e) One (1) position deleted per Misc. Res. #11286, effective 11/30/11.
- (f) Includes one (1) FTNE 2,000 hrs/yr position.

WARRANTS			
CP	REC FY 13	TOT FY 13	CHIEF - WARRANTS
19		18	Gen Fund/Gen Purpose
			Special Revenue
19		18	Total Positions

GF/GP	SR	REC	FY 13	ADMINISTRATION (a)
1			1	Chief - Warrants
1			1	Secretary II
2			2	Total Positions

GF/GP	SR	REC	FY 13	WARRANTS
1			1	Principal Attorney
2			2	Assistant Prosecutor IV
3			3	Assistant Prosecutor III
4			4	Assistant Prosecutor II
1			1	Warrants Specialist
1			1	Office Supervisor I
1			1	Para-Legal - Criminal Prosecution
4			3	Office Assistant II (b)
17			16	Total Positions

- (a) Positions show under Warrants on salary pages.
(b) One (1) GF/GP position deleted, effective 10/01/12, per FY11 Budget.

Prepared by Human Resources Dept. 07/01/12.

APPELLATE COURT			
CP	REC FY 13	TOT FY 13	CHIEF - APPEALS
13		13	Gen Fund/Gen Purpose
			Special Revenue
13		13	Total Positions

GF/GP	SR	REC	FY 13	ADMINISTRATION
1			1	Chief - Appeals
1			1	Total Positions

GF/GP	SR	REC	FY 13	APPEALS
2			2	Principal Attorney
3			3	Assistant Prosecutor IV
3			3	Assistant Prosecutor III
1			1	Assistant Prosecutor II
1			1	Legal Secretary
2			2	Support Specialist
12			12	Total Positions

Prepared by Human Resources Dept. 07/01/12.

SHERIFF'S DEPARTMENT			
CP	REC FY 13	TOT FY 13	SHERIFF
1045		1045	Gen Fund/Gen Purpose
36		35	Special Revenue
1		1	Proprietary
1082		1081	Total Positions

SHERIFF'S OFFICE			
CP	REC FY 13	TOT FY 13	SHERIFF
14		14	Gen Fund/Gen Purpose
			Special Revenue
			Proprietary
14		14	Total Positions

ADMINISTRATIVE SERVICES			
CP	REC FY 13	TOT FY 13	MAJOR
31		31	BUSINESS MANAGER - SHERIFF DEPT
			Gen Fund/Gen Purpose
			Special Revenue
			Proprietary
31		31	Total Positions

CORRECTIVE SERVICES - DETENTION FACILITIES (d)			
CP	REC FY 13	TOT FY 13	MAJOR
313		313	Gen Fund/Gen Purpose
8		8	Special Revenue
			Proprietary
321		321	Total Positions

SHERIFF - EMERGENCY RESPONSE AND PREPAREDNESS (c)			
CP	REC FY 13	TOT FY 13	MAJOR
66		66	Gen Fund/Gen Purpose
1		1	Special Revenue
			Proprietary
67		67	Total Positions

CORRECTIVE SERVICES - SATELLITE FACILITIES (b)			
CP	REC FY 13	TOT FY 13	MAJOR
148		148	Gen Fund/Gen Purpose
1		1	Special Revenue
1		1	Proprietary
150		150	Total Positions

PATROL SERVICES (a,f)			
CP	REC FY 13	TOT FY 13	MAJOR
409		409	Gen Fund/Gen Purpose
6		6	Special Revenue
			Proprietary
415		415	Total Positions

INVESTIGATIVE & FORENSIC SERVICES (e,g)			
CP	REC FY 13	TOT FY 13	MAJOR
64		64	Gen Fund/Gen Purpose
20		19	Special Revenue
			Proprietary
84		83	Total Positions

- (a) Contracts with municipalities (166 positions) expire 12/31/12. Expected to be continued.
- (b) Contracts for ten (10) positions assigned to District Courts expire 9/30/14. Expected to be continued.
- (c) Two (2) GF/GP positions deleted per Misc. Res. #12104, City of Pontiac contract for EMD services. Remaining two (2) positions will continue under this contract, effective 05/02/12.
- (d) Twenty-seven (27) GF/GP positions deleted and one (1) position transferred to Administrative Services, per Misc. Res. #12037, effective 03/07/12.
- (e) One (1) GF/GP position deleted per Misc. Res. #12103, effective 05/02/12.
- (f) Six (6) GF/GP positions deleted per Misc. Res. #12103, effective 05/02/12.
- (g) One (1) SR FTE position deleted per Misc. Res. #09213, effective 09/30/12.

Prepared by Human Resources Dept. 07/01/12.

SHERIFF'S OFFICE			
CP	REC FY 13	TOT FY 13	SHERIFF
14		14	Gen Fund/Gen Purpose
			Special Revenue
14		14	Total Positions

GF/GP	SR	REC	FY 13	SHERIFF'S STAFF
1			1	Sheriff
1			1	Undersheriff
1			1	Business Manager - Sheriff Dept.
2			2	Major
1			1	Sheriff's Corrections Administrator (a,b)
1			1	Sheriff Community Liaison
1			1	Sheriff State and Federal Coordinator
1			1	Administrative Assistant to Elected Official
4			4	Secretary II
1			1	Secretary I
14			14	Total Positions

- (a) Position reports to Major.
(b) PTNE 1,000 hrs/yr position.

Prepared by Human Resources Dept. 07/01/12.

ADMINISTRATIVE SERVICES			
CP	REC FY 13	TOT FY 13	BUSINESS MANAGER- SHERIFF DEPT
31		31	Gen Fund/Gen Purpose
			Proprietary
31		31	Total Positions

GF/GP	PR	REC	FY 13	ADMINISTRATION
1			1	Supervisor Sheriff Administrative Svcs.
2			2	Central Employee Records Coordinator
1			1	Employee Records Specialist
2			2	Account Clerk II (d)
1			1	Office Assistant II (b)
7			7	Total Positions

GF/GP	PR	REC	FY 13	RECORDS
1			1	Supervisor - Sheriff Records
1			1	Sheriff Legal Information Clerk
11			11	Office Assistant II (a)
2			2	Court Deputy I (b)
2			2	Student
17			17	Total Positions

GF/GP	PR	REC	FY 13	CONTRACTS / COLLECTIONS (e)
1			1	Contract Coordinator
1			1	Collection Supervisor
1			1	Junior Accountant
1			1	Technical Assistant (c)
1			1	Account Clerk II
5			5	Total Positions

GF/GP	PR	REC	FY 13	JAIL LIBRARY PROGRAM
1			1	Jail Library Technician (f)
1			1	Library Technician I (f)
2			2	Total Positions

- (a) Includes one (1) PTNE 1,000 hrs/yr position.
- (b) PTNE 1,000 hrs/yr positions.
- (c) One (1) position transferred from Corrective Services - Detention and laterally reclassified from Medical Billing Assistant per Misc. Res. #12037, effective 03/07/12.
- (d) One (1) position reimbursed by contract with ARAMARK; contract expires August 2012.
- (e) Shows under Administration in salary pages.
- (f) Position(s) report to Contract Coordinator, reimbursed by contract with ARAMARK; contract expires August 2012.

Prepared by Human Resources Dept. 07/01/12.

SHERIFF - EMERGENCY RESPONSE AND PREPAREDNESS			
CP	REC FY 13	TOT FY 13	MAJOR
66		66	Gen Fund/Gen Purpose
1		1	Special Revenue
67		67	Total Positions

GF/GP	SR	REC	FY 13	ADMINISTRATION
1			1	Captain (a, b)
1			1	Lieutenant
	1		1	Intelligence Analyst (k)
1			1	Account Clerk II
3	1		4	Total Positions

GF/GP	PR	REC	FY 13	TRAINING
2			2	Sergeant
2			2	Deputy II
1			1	Training Assistant
1			1	Office Assistant II (d)
6			6	Total Positions

GF/GP	SR	REC	FY 13	COMMUNICATIONS
1			1	Chief Emergency Management Operations (j)
1			1	Sheriff Comm. Quality Assurance Supv.
6			6	Dispatch Specialist Shift Leader (e)
48			48	Dispatch Specialist (e,f,g,h,i,l)
1			1	Office Assistant II (c)
57			57	Total Positions

- (a) Position works on law enforcement issues related to the Health & Human Services/Homeland Security Division.
- (b) Position reports to Major.
- (c) Position (#10053) funded by Brandon Fire Dispatch & four patrol contracts, per Misc. Res. #07076. Contract continued per Misc. Res. #12024; expires 03/31/15. Expected to be continued.
- (d) One (1) PTNE 1,000 hrs/yr position.
- (e) One (1) GF/GP position (#10542) created, per Misc. Res. #07076. Contract continued per Misc. Res. #12024; expires 03/31/15. Expected to be continued.
- (f) Two (2) GF/GP positions (#10883 and 10884) City of Walled Lake Police & Fire Dispatch contract continued per Misc. Res. #12023, through 03/31/15. Expected to be continued.
- (g) Two (2) GF/GP positions (#09632 and 09633) continued per Misc. Res. #12023 City of Wixom contract; through 03/31/15. Expected to be continued.
- (h) Two (2) GF/GP positions (#10950 and 10951) created per Misc. Res. #10102, City of Rochester Hills Police and Fire Dispatch contract; through 03/31/13.
- (i) Six (6) positions (# 11103, 11104, 11105, 11106, 11107 & 11108) created per Misc. Res. #11279, through 12/31/12.
- (j) Position upwardly reclassified and retitled from Chief-Sheriff Communications per Misc. Res. #12049, effective 03/22/12.
- (k) One (1) SR Intelligence Analyst position (#11083) created per Misc. Res. #12038 and funded by FEMA State Homeland Security Grant, effective 03/07/12. Expected to be continued.
- (l) Two (2) GF/GP positions (#11111 and 11112) deleted per Misc. Res. #12104, City of Pontiac contract for EMD services. Positions (#11109 and 11110) will continue under this contract, effective 05/02/12.

Prepared by Human Resources Dept. 07/01/12.

CORRECTIVE SERVICES - DETENTION FACILITIES (n,o)			
CP	REC FY 13	TOT FY 13	MAJOR
323		313	Gen Fund/Gen Purpose
8		8	Special Revenue
321		321	Total Positions

GF/GP	SR	REC	FY 13	ADMINISTRATION
1			1	Captain (e)
1			1	Lieutenant
1			1	Secretary II
1			1	Office Assistant II (l)
4			4	Total Positions

GF/GP	SR	REC	FY 13	DETENTION FACILITIES
3			3	Lieutenant
11			11	Sergeant
21			21	Corrections Deputy II (f)
131			131	Corrections Deputy I (f)
10			10	Inmate Booking Clerk
10			10	Court Deputy II (h)
186			186	Total Positions

GF/GP	SR	REC	FY 13	DETENTION FACILITY - SOUTH
1			1	Lieutenant
5			5	Sergeant
17			17	Corrections Deputy II
59			59	Corrections Deputy I
82			82	Total Positions

GF/GP	SR	REC	FY 13	VISITING & RECREATION
5			5	Sergeant
12			12	Corrections Deputy I
1			1	Office Assistant II
18			18	Total Positions

GF/GP	SR	REC	FY 13	INMATE PROGRAM SERVICES (c)
1			1	Chief - Corrections Program Services (d)
2			2	Inmate Caseworker Supervisor
9	4		13	Inmate Caseworker (b,i)
1	3		4	Inmate Substance Abuse Tech (a,g,m)
1			1	Corrections Deputy II (d)
3			3	Corrections Deputy I
4			4	Classification Agent
2	1		3	Office Assistant II (k)
23	8		31	Total Positions

GF/GP	SR	REC	FY 13	JAIL HEALTH PROGRAM (n)
0			0	Chief - Corrections Program Services (d)
0			0	Clinical Health Specialist
0			0	Nursing Supervisor
0			0	Correctional Health Nurse
0			0	Licensed Practical Nurse
0			0	Office Supervisor I
0			0	Medical Billing Specialist (o)
0			0	Office Assistant II (j)
0			0	Student
0			0	Total Positions

- (a) One (1) GF/GP PTNE 1,000 hrs/yr position (#10726) assigned to Tether Program, continued per Misc. Res. #09194, effective 09/26/09, with funding through 09/30/12. Expected to be continued.
- (b) One (1) GF/GP position (#10729) changed from GF/GP to SR and funded by JAWS, Byrne/JAG grant, 07/01/09 through 09/30/12, per Misc. Res. #09267, effective 09/26/09. Expected to be continued.
- (c) One (1) GF/GP position (#06577) partially reimbursed by Community Mental Health Authority, per Misc. Res. #10200, effective 10/01/11, through 09/30/12. Expected to be continued. Five (5) SR Community Corrections Grant funded positions(s) PTNE Office Assistant II (#07417), Inmate Caseworkers (#07418, 07419, 07420) and Inmate Substance Tech (#07421) continued per, Misc. Res. #12020 effective 10/01/11 through 09/30/12. Expected to be continued.
- (d) Position reports to Lieutenant.
- (e) Position reports to Major.
- (f) Nine (9) GF/GP Corrections Deputy I and six (6) GF/GP Corrections Deputy II positions assigned to K-pod.
- (g) Two (2) SR PTNE 1,000 hrs/yr positions (#10905 & #10906) funded by JAWS Byrne/JAG stimulus grant through 09/30/12.
- (h) Ten (10) Court Deputy II positions 1,500 hrs/yr assigned to Hospital Watch.
- (i) One (1) GF/GP position (#10435) assigned to the Life Employment & Skills Program funded from Prisoner Housing - Outside County line item.
- (k) One (1) SR PTNE 1,000 hrs/yr Office Assistant II position (#07417).
- (l) One (1) GF/GP PTNE 1,000 hrs/yr position (#10671).
- (m) One (1) SR PTNE 1,000 hrs/yr position (#09397), position transferred to Public Services/Community Corrections per Misc. Res. #12020, effective 02/01/12.
- (n) Twenty-seven (27) GF/GP positions deleted per Misc. Res. #12037, effective 03/02/12.
- (o) One (1) GF/GP position transferred to Administrative Services per Misc. Res. #12037, effective 03/02/12.

CORRECTIVE SERVICES - SATELLITE FACILITIES (c)			
CP	REC FY 13	TOT FY 13	MAJOR
148		148	Gen Fund/Gen Purpose
1		1	Proprietary
1		1	Special Revenue
150		150	Total Positions

GF/GP	SR	REC	FY 13	ADMINISTRATION UNIT
1			1	Lieutenant
1			1	Secretary II
2			2	Total Positions

GF/GP	SR	PR	REC	FY 13	EAST ANNEX
3				3	Sergeant
6				6	Corrections Deputy II
25				25	Corrections Deputy I
1				1	Work Projects Supervisor
2				2	Work Projects Coordinator
7				7	Court Deputy I (j)
4				4	Office Assistant I (j)
48				48	Total Positions

GF/GP	SR	REC	FY 13	COURT SERVICES/TRANSPORT
1			1	Sergeant
4			4	Corrections Deputy II
3			3	Deputy I (f)
37			37	Corrections Deputy I (f)
1			1	Office Assistant II
46			46	Total Positions

GF/GP	SR	PR	REC	FY 13	COURTHOUSE SECURITY
1				1	Sergeant
12				12	Corrections Deputy I (a,i,j)
39		1		40	Court Deputy II (a,b,d,e,g,h,i)
	1			1	Court Deputy I (k)
52	1	1		54	Total Positions

- (a) Includes positions assigned as follows: Three (3) Court Deputy II positions for FOC Security; two (2) Correction Deputy I positions for Courthouse Security; and ten (10) Correction Deputy I positions - two (2) positions assigned to Divisions I, II, and IV, and four (4) positions to Div. III - and twelve (12) Court Deputy II positions - three (3) positions assigned to each of the four Divisions of the 52nd District Court.
- (b) PTNE 1,000 hrs/yr positions, except four (4) PTNE 1,640 hrs/yr (#09838, 09839, 09840 & 09841) and three (3) PTNE 1,900 hrs/yr (#07266, 07267 & 07268) PTNE positions assigned to Courthouse Security, two (2) PTNE 1,480 hrs/yr positions (#10382 & 10383) assigned to Hazel Park, and four (4) PTNE 1,640 hrs/yr PTNE positions (#09924, 09925, 09926 & 09927) assigned to 52nd District Court, one to each of the four Divisions. Six (6) positions (#07259, 07260, 07261, 07262, 07263 and 07264) at PTNE 1,000 hrs/yr and one (1) PTNE position (#07265) at 1,500 hrs/yr.
- (c) Contracts for ten (10) positions assigned by contract to District Courts scheduled to expire 9/30/14. Expected to be continued.
- (d) Includes three (3) positions (#09007, 09008 and 09899) assigned, per contract to 48th District Court. Continued per Misc. Res. #11183. Contract and positions expire 9/30/14. Expected to be continued.
- (e) Includes two (2) positions (#09823, 09824) assigned, per contract to 43rd District Court/Madison Heights. Continued per Misc. Res. #11185. Two (2) positions (#10382 & #10383) assigned to 43rd District Court/ Hazel Park. Positions increased from 1,180 hrs/yr to 1,720 hrs/yr. Contracts and positions continued per Misc. Res. #11187, effective 08/31/11, expire 09/30/14. Expected to be continued.
- (f) Includes two (2) positions (#09917 and #09916) assigned to service 52nd District Ct/Div III; two (2) positions (#10219 and #10220) assigned to service 51st District Court.
- (g) Includes three (3) positions (#09992, #09993, #09994) assigned, per contract to 47th District Court. Continued per Misc. Res. #11184. Contract expires 9/30/14. Expected to be continued.
- (h) Includes one (1) PR position at 2,400 hrs/yr funded by Indirect Cost Recovery.
- (i) Includes three (3) Corrections Deputy I and one (1) PTNE 1,640 hrs/yr Court Deputy II created and assigned to service Division II and III of the 52nd District Court.
- (j) Includes five (5) GF/GP FTNE 2,080 hrs/ yr (#10809, 10810, 10811, 10812 and 10813) and two (2) GF/GP PTNE 1,240 hrs/yr Court Deputy I positions (#10814 and 10815) and two (2) GF/GP FTNE 2,080 hrs/yr (#10816 and 10817) and two (2) GF/GP Office Assistant I positions (#10818 and 10819) created to support the Results program. Positions continued per Misc. Res. #10040, effective 03/25/10 through 09/30/12. Expected to be continued.
- (k) One (1) SR position (#11224) funded by JAG Grant/Community Corrections Fund, per Misc. Res. #11218, effective 09/22/11.

Prepared by Human Resources Dept. 07/01/12.

PATROL SERVICES (j,r)			
CP	REC	TOT	MAJOR
409		409	Gen Fund/Gen Purpose
6		6	Special Revenue
			Proprietary
415		415	Total Positions

GF/GP	SR	REC	FY 13	ADMINISTRATION
			1	Captain (h)
			1	Lieutenant
			1	Central Employee Records Coordinator
			1	Technical Assistant
4			4	Total Positions

GF/GP	SR	REC	FY 13	CONTRACTED PATROL - ROCHESTER HILLS (i)
1			1	Captain (h)
2			2	Lieutenant
7			7	Sergeant
47			47	Deputy II
57			57	Total Positions

GF/GP	SR	REC	FY 13	TRAFFIC (c, d)
2		1	3	Sergeant (d)
5		5	10	Deputy II (y)
7		6	13	Total Positions

GF/GP	SR	REC	FY 13	CONTRACTED PATROL - PARKS
1			1	Sergeant
2			2	Deputy I
32			32	Park Deputy II (b)
9			9	Park Deputy I (b,u)
7			7	Mounted Deputy (a,u,v)
51			51	Total Positions

GF/GP	PR	REC	FY 13	CONTRACTED PATROL - OTHER MUNICIPALITIES (j)
166			166	General Fund/Gen Purpose
				Special Revenue
				Proprietary
166			166	Total Positions

GF/GP	SR	REC	FY 13	PATROL
12			12	Deputy II (z)
12			12	Total Positions

GF/GP	SR	REC	FY 13	MARINE SAFETY
1			1	Sergeant
1			1	Office Assistant II (f)
1			1	Marine Mechanic (e)
20			20	Marine Safety Deputy I (g,l,m,n,o,p,q,r,s,t,x)
23			23	Total Positions

GF/GP	PR	REC	FY 13	AVIATION
2			2	Deputy II
2			2	Total Positions

GF/GP	SR	REC	FY 13	CONTRACTED PATROL - PONTIAC
1			1	Captain (h)
2			2	Lieutenant
7			7	Sergeant
64			64	Deputy II
9			9	Court Deputy II (w)
4			4	Office Assistant II (k)
87			87	Total Positions

- (a) PTNE positions #09748 and #09749 funded at 1,150 hrs/yr and Pos. #09750 funded at 1,200 hrs/yr, per Misc. Res. #06129; FY12 contract continued per Misc. Res. #12065 (Paint Creek Trailways Contract). PTNE positions #11020, 11021 and 11022 funded at 1,000 hrs/yr to cover County Parks; position #11188 funded 240 hrs/yr to support City of Orchard Lake.
- (b) All positions PTNE. Twenty-three (23) Park Deputy II positions funded at 600 hrs/yr, two (2) Park Deputy II positions funded at 500 hrs/yr, two (2) Park Deputy I position at 600 hrs/yr, and four (4) Park Deputy I positions at 500 hrs/yr for County Parks and seven (7) Park Deputy II and three (3) Park Deputy I positions 298 hrs/yr for Camp Dearborn, per Misc. Res. #11095 (Contract for seasons 2011, 2012 & 2013), effective 05/27/11.
- (c) SR positions funded by Secondary Road Patrol Grant - Act 416. Positions continued per Misc. Res. #11285 through 09/30/12, expected to be continued. One (1) SR Deputy II position (#01539) deleted, per Misc. Res. #11285, effective 10/01/11.
- (d) Includes one (1) Sergeant and five (5) Deputy II positions assigned to Alcohol Enforcement Team. One (1) Deputy II position assigned to Abandoned Autos.
- (e) PTNE 300 hrs/yr position.
- (f) One (1) PTNE 1,000 hrs/yr position.
- (g) Ten (10) PTNE 330 hrs/yr positions (#06159, 06395, 06396, 06397, 06398, 06400, 06401, 06402, 06403 and 06404)
- (h) Position reports to Major.
- (i) Contract continued per Misc. Res. #11276, effective 01/01/11, through 12/31/12.
- (j) Eleven (11) GF/GP positions deleted (two (2) Lieutenants and nine (9) Deputy II) and one (1) GF/GP Deputy II position created, effective 01/01/11, per continued calendar year 2011 patrol contracts. Five (5) GF/GP positions deleted, one (1) Lieutenant and five (5) Deputy II, effective 01/01/12, per continued calendar year 2012 patrol contracts.
- (k) Four (4) GF/GP PTNE 1,000 hrs/yr Office Assistant II positions (#01174, 01175, 01176 and 01177) created per Misc. Res. #11279, effective 01/01/12.
- (l) One (1) GF/GP PTNE 640 hrs/yr Marine Safety Deputy I position (#10943) continued per Misc. Res. #12071, effective 05/21/12. Contract with Charter Township of Orion expires 09/30/12. Expected to be continued.
- (m) One (1) GF/GP PTNE 125 hrs/yr Marine Safety Deputy I position (#10942) continued per Misc. Res. #12066, effective 05/21/12. Contract with Township of Addison expires 09/30/12. Expected to be continued.
- (n) One (1) GF/GP PTNE 250 hrs/yr Marine Safety Deputy I position (#10949) continued per Misc. Res. #12067, effective 05/21/12. Contract with Township of Commerce expires 09/30/12. Expected to be continued.
- (o) One (1) GF/GP PTNE 125 hrs/yr Marine Safety Deputy I position (#10947) deleted per Misc. Res. #12102, effective 05/02/12. Contract with the Village of Wolverine expires 09/30/12.
- (p) Two (2) GF/GP PTNE 1,700 hrs/yr Marine Safety Deputy I positions (#10945 and 10946) continued per Misc. Res. #12072, effective 05/21/12. Contract with Township of West Bloomfield expires 09/30/12. Expected to be continued.
- (q) One (1) GF/GP PTNE 250 hrs/yr Marine Safety Deputy I position (#10948) continued per Misc. Res. #12070, effective 05/21/11. Contract with City of Orchard Lake Village expires 09/30/12. Expected to be continued.
- (r) One (1) GF/GP 250 hrs/yr Marine Safety Deputy I position (#11090) created per Misc. Res. #12074, effective 05/21/12. Contract with Charter Township of Waterford expires 09/30/12. Expected to be continued.
- (s) One (1) GF/GP 250 hrs/yr Marine Safety Deputy I position (#10962) continued per Misc. Res. #12073, effective 05/21/12. Contract with Charter Township of White Lake expires 09/30/12. Expected to be continued.
- (t) One (1) GF/GP 250 hrs/yr Marine Safety Deputy I position (#10961) continued per Misc. Res. #12068, effective 05/20/12. Contract with Charter Township of Highland expires 09/30/12. Expected to be continued.
- (u) Ten (10) GF/GP PTNE 600 hrs/yr Park Deputy II positions, two (2) PTNE 500 hrs/yr Park Deputy II position (includes position #11068, created per Misc. Res. #11244), four (4) GF/GP PTNE 500 hrs/yr Park Deputy I positions and three (3) GF/GP PTNE 240 hrs/yr Mounted Deputy positions continued per Misc. Res. #11244, effective 10/21/11 for the 2012 calendar year. Contract with Parks and Recreation Commission expires 12/31/12. Expected to be continued.
- (v) One (1) GF/GP PTNE 240 hrs/yr Mounted Deputy position created per Misc. Res. #11188, continued per Misc. Res. #12064, effective 04/01/12. Contract with City of Orchard Lake expires 12/31/12. Expected to be continued.
- (w) PTNE 1,000 hrs/yr positions.
- (x) One (1) GF/GP PTNE 125 hrs/yr Marine Safety Deputy I position (#11201) continued per Misc. Res. #12069, effective 05/21/12. Contract with Charter Township of Independence expires 09/30/12. Expected to be continued.
- (y) Four (4) GF/GP positions (#01591, 02948, 07743 and 02519) deleted per Misc. Res. #12103, effective 05/02/12.
- (z) Two (2) GF/GP positions (#00506 and 00893) deleted per Misc. Res. #12103, effective 05/02/12.

CONTRACTED PATROL - OTHER MUNICIPALITIES			
CP	REC FY 13	TOT FY 13	
166		166	Gen Fund/Gen Purpose
			Special Revenue
			Proprietary
166		166	Total Positions

GF/GP	SR	REC	FY 13	CONTRACTED PATROL - ADDISON (a)
1			1	Sergeant
6			6	Deputy II
7			7	Total Positions

GF/GP	SR	REC	FY 13	CONTRACTED PATROL - LYON (f)
1			1	Sergeant
11			11	Deputy II (f)
12			12	Total Positions

GF/GP	SR	REC	FY 13	CONTRACTED PATROL - BRANDON (b)
1			1	Sergeant
10			10	Deputy II (b,l)
11			11	Total Positions

GF/GP	SR	REC	FY 13	CONTRACTED PATROL - OAKLAND (g)
1			1	Sergeant
11			11	Deputy II
12			12	Total Positions

GF/GP	PR	REC	FY 13	CONTRACTED PATROL - COMMERCE (c)
1			1	Lieutenant
2			2	Sergeant
24			24	Deputy II (c)
1			1	Deputy I
28			28	Total Positions

GF/GP	PR	REC	FY 13	CONTRACTED PATROL - ORION (h)
1			1	Lieutenant
2			2	Sergeant
22			22	Deputy II (h)
25			25	Total Positions

GF/GP	PR	REC	FY 13	CONTRACTED PATROL - HIGHLAND (d)
0			0	Lieutenant (d)
1			1	Sergeant
14			14	Deputy II (d)
15			15	Total Positions

GF/GP	SR	REC	FY 13	CONTRACTED PATROL - OXFORD (i)
1			1	Sergeant
12			12	Deputy II
13			13	Total Positions

GF/GP	PR	REC	FY 13	CONTRACTED PATROL - INDEPENDENCE (e)
1			1	Lieutenant
3			3	Sergeant
24			24	Deputy II (e)
28			28	Total Positions

GF/GP	SR	REC	FY 13	CONTRACTED PATROL - ROYAL OAK (j)
1			1	Sergeant
3			3	Deputy II
4			4	Total Positions

GF/GP	SR	REC	FY 13	CONTRACTED PATROL - SPRINGFIELD (k)
1			1	Sergeant
10			10	Deputy II
11			11	Total Positions

- (a) Contract continued per Misc. Res. #11270 through 12/31/12.
 (b) One (1) GF/GP Deputy II position (#10917) estimated at 1,040 hrs/yr shared with Independence Township, per CY11 contract. Contract continued per Misc. Res. #11271 through 12/31/12.
 (c) One (1) GF/GP Deputy II position created per Misc. Res. #10329, effective 11/01/11. Contract continued per Misc. Res. #11272 through 12/31/12.
 (d) One (1) GF/GP Lieutenant (#09808) and one (1) GF/GP Deputy II (#10028) deleted per Misc. Res. #11300, effective 01/01/12. Contract continued per Misc. Res. #11300 through 12/31/12.
 (e) One (1) GF/GP Deputy II position (#10917) estimated at 1,040 hrs/yr and shared with Brandon Township per CY11 contract. Contract continued per Misc. Res. #11273 through 12/31/12.
 (f) Two (2) GF/GP Deputy II positions (#01241 and 09425) deleted per Misc. Res. #11301, effective 01/01/12. Contract continued per Misc. Res. #11301 through 12/31/12.
 (g) Contract continued per Misc. Res. #11274 through 12/31/12.

- (h) Two (2) GF/GP Deputy II positions (#09900 and 10527) deleted per Misc. Res. #11319, effective 01/01/12. Contract continued per Misc. Res. #11319 through 12/31/12.
 (i) Contract continued per Misc. Res. #12275 through 12/31/12.
 (j) Contract continued per Misc. Res. #11277 through 12/31/12.
 (k) Contract continued per Misc. Res. #11278 through 12/31/12.
 (l) One (1) GF/GP Deputy II position created per Misc. Res. #11016, effective 11/01/11 through 06/30/12. One (1) GF/GP Deputy II position (#11066) created per Misc. Res. #11202, effective 09/01/11 through 12/31/11. Continued per Misc. Res. #101271.

Prepared by Human Resources Dept. 07/01/12.

INVESTIGATIVE & FORENSIC SERVICES			
CP	REC FY 13	TOT FY 13	MAJOR
64		64	Gen Fund/Gen Purpose
20		19	Special Revenue
84		83	Total Positions

GF/GP	SR	REC	FY 13	ADMINISTRATION
1			1	Captain (c)
1			1	Lieutenant
1			1	Secretary II
3			3	Total Positions

GF/GP	SR	REC	FY 13	FORENSIC SERVICES
1			1	Supv. Forensic Laboratory
2			2	Chemist - Forensic Lab (j)
1			1	Forensic Toxicologist Chemist (l)
7			7	Forensic Laboratory Specialist II
1			1	Forensic Artist
1			1	Chemist Assistant (l)
2			2	Forensic Laboratory Technician (i)
1			1	Office Assistant II
16			16	Total Positions

GF/GP	SR	REC	FY 13	NARCOTICS ENFORCEMENT TEAM (N.E.T.)
1			1	Lieutenant
2	2		4	Sergeant (e)
1			1	N.E.T. Auditor
5	2		6	Deputy II (m,n)
1			1	Property Room Technician
1			1	Technical Assistant
0	1		1	Office Assistant II (n)
11	5		15	Total Positions

GF/GP	SR	REC	FY 13	SPECIAL TEAMS (a)
2			2	Lieutenant (f)
10	1		11	Sergeant (d,h,q)
13	6		19	Deputy II (b,o)
4			4	Fire Investigator
1			1	Senior Property Room Technician
1			1	Special Teams Support Coordinator
2			2	Warrant Clerk
1			1	Office Assistant II (k)
34	7		41	Total Positions

GF/GP	SR	REC	FY 13	SHERIFF/FRIEND OF THE COURT (g)
	1		1	Sergeant
	6		6	Deputy II (o)
	1		1	Warrants Clerk (p)
	8		8	Total Positions

- (a) Includes positions assigned as follows: Two (2) Sergeants & five (5) Deputy II for Warrants; one (1) Sergeant and six (6) SR Deputy II for Auto Theft Prevention; two (2) Sergeants for Fugitive Apprehension Team (FAT); and seven (7) Sergeants for Special Investigations; and one (1) Sergeant & one (1) Deputy II Computer Crime Investigations.
- (b) Includes six (6) SR positions (#06108, #06109, #06147, #06148, #10898 and #11067) funded by Auto Theft Prevention Authority Grant. One (1) position assigned to city of Detroit.
- (c) Position reports to Major.
- (d) Includes one (1) GF/GP position funded annually by the Law Enforcement Enhancement Account. Position #4030915-07927.
- (e) Two (2) SR Sergeant positions (#09829 and #09830) partially funded by the Byrne N.E.T. grant and forfeiture fund; position continued per Misc. Res. #11286, effective 10/01/11 through 09/30/12. Expected to be continued.
- (f) Includes one (1) position assigned to Fugitive/Warrants.
- (g) Positions partially (66%) reimbursed by Cooperative Reimbursement Grant.
- (h) One (1) SR Sergeant position (#10333) funded by Auto Theft Prevention Grant, continued through 09/30/12, per Misc. Res. #11239.
- (i) Positions funded by reduced Out-County prisoner expenses.
- (j) One (1) GF/GP position (#09550) funded by the Law Enforcement Enhancement Account/Lab Fees, per Misc. Res. #00130.
- (k) One (1) PTNE 1,000 hrs/yr position.
- (l) Position(s) partially funded by testing fees associated with Results pilot program.
- (m) One (1) SR Deputy II position created (#10887) per Misc. Res. #09213, and funded by NET Restore BYRNE JAG Stimulus (A.R.R.A.) grant, deleted 09/30/12.
- (n) One (1) SR Deputy II position (#10930) and one (1) SR PTNE 1,000 hrs/yr Office Assistant II position (#10931) partially funded by the BYRNE N.E.T. grant and forfeiture funds; position continued per Misc. Res. #11286, effective 10/01/11 through 09/30/12.
- (o) One (1) SR Deputy II position created (#11067) per Misc. Res. #11239, effective 10/01/11, and funded by Auto Theft Prevention Authority Grant. Position assigned to the City of Detroit. Expected to be continued.
- (p) One (1) SR Warrants Clerk position (#02443) transferred from Circuit Court/FOC per FY12 Budget amended, now requested to be deleted. One (1) GF/GP PTNE 1,000 hrs/yr position approved to be deleted in Circuit Court/FOC per FY12 Budget now requested to be transferred and funding changed to SR.
- (q) One (1) GF/GP position (#4030915-00231) deleted per Misc. Res. #12103, effective 05/02/12.

COUNTY CLERK / REGISTER OF DEEDS (a)			
CP	REC FY 13	TOT FY 13	COUNTY CLERK / REGISTER OF DEEDS
116		112	Gen Fund/Gen Purpose
			Special Revenue
			Proprietary
116		112	Total Positions

ADMINISTRATION DIVISION			
CP	REC FY 13	TOT FY 13	COUNTY CLERK/ REGISTER OF DEEDS
6		6	Gen Fund/Gen Purpose
			Special Revenue
			Proprietary
6		6	Total Positions

COUNTY CLERK DIVISION (f)			
CP	REC FY 13	TOT FY 13	CHIEF DEPUTY COUNTY CLERK
55		53	Gen Fund/Gen Purpose
			Special Revenue
			Proprietary
55		53	Total Positions

GF/GP	REC	FY 13	JURY COMMISSION
2		1	Jury Board Member (b,d)
1		1	Office Assistant I (c)
3		2	Total Positions

REGISTER OF DEEDS DIVISION (a,e)			
CP	REC FY 13	TOT FY 13	CHIEF DEPUTY REGISTER OF DEEDS
43		42	Gen Fund/Gen Purpose
			Special Revenue
			Proprietary
43		42	Total Positions

ELECTIONS DIVISION			
CP	REC FY 13	TOT FY 13	DIRECTOR OF ELECTIONS
9		9	Gen Fund/Gen Purpose
			Special Revenue
			Proprietary
9		9	Total Positions

- (a) Includes Micrographics & Reproductions.
 (b) One (1) GF/GP PTNE position deleted, effective 01/01/12, per FY11 Budget.
 (c) PTNE GF/GP 1,000 hrs/yr position.
 (d) One (1) GF/GP PTNE position deleted, effective 01/01/13, per FY11 Budget.
 (e) One (1) GF/FP FTE position deleted, effective 10/01/12, per FY11 Budget.
 (f) Two (2) GF/GP PTNE positions deleted, effective 10/01/12, per FY11 Budget.

Prepared by Human Resources Dept. 07/01/12.

ADMINISTRATION DIVISION			
CP	REC FY 13	TOT FY 13	COUNTY CLERK / REGISTER OF DEEDS
6		6	Gen Fund/Gen Purpose
			Special Revenue
			Proprietary
6		6	Total Positions

GF/GP	SR	REC	FY 13	ADMINISTRATION DIVISION
1			1	County Clerk / Register of Deeds
2			2	Deputy Clerk / Register of Deeds
1			1	Administrative Assistant to Elected Official
1			1	Secretary II
1			1	Student
6			6	Total Positions

Prepared by Human Resources Dept. 07/01/12.

COUNTY CLERK DIVISION			
CP	REC FY 13	TOT FY 13	CHIEF DEPUTY COUNTY CLERK
55		53	Gen Fund/Gen Purpose
			Special Revenue
55		53	Total Positions

GF/GP	SR	REC	FY 13	ADMINISTRATION UNIT
1			1	Chief Deputy County Clerk
1			1	Supervisor - County Clerk Vital Records
2			2	Total Positions

GF/GP	SR	REC	FY 13	VITAL RECORDS UNIT
1			1	Office Leader
9			9	Office Assistant II
2			2	Student
12			12	Total Positions

GF/GP	SR	REC	FY 13	LEGAL RECORDS UNIT
1			1	Supervisor - County Clerk Legal Records
1			1	Office Supervisor II
1			1	County Clerk Support Specialist
11			11	County Clerk Records Specialist
1			1	Court Accounts Coordinator
6			6	County Clerk Records Clerk
15			15	Office Assistant II
3			2	Clerk (a,b)
2			1	Student (c)
41			39	Total Positions

- (a) Includes one (1) 2,000 hrs/yr FTNE position.
- (b) One (1) GF/GP PTNE position deleted, effective 10/01/12, per FY11 Budget.
- (c) One (1) GF/GP PTNE 1,000 hrs/yr position deleted, effective 10/01/12, per FY11 Budget.

Prepared by Human Resources Dept. 07/01/12.

ELECTIONS DIVISION			
CP	REC FY 13	TOT FY 13	DIRECTOR OF ELECTIONS
9		9	Gen Fund/Gen Purpose
			Special Revenue
			Proprietary
9		9	Total Positions

GF/GP	SR	REC	FY 13	ELECTIONS DIVISION
1			1	Director of Elections
1			1	County Clerk Comm. & Ext. Aff. Coord
1			1	Elections Specialist
1			1	Assistant Elections Specialist
4			4	Office Assistant II
1			1	Student
9			9	Total Positions

Prepared by Human Resources Dept. 07/01/12.

REGISTER OF DEEDS DIVISION (a)			
CP	REC FY 13	TOT FY 13	CHIEF DEPUTY REGISTER OF DEEDS
43		42	Gen Fund/Gen Purpose
			Special Revenue
			Proprietary
43		42	Total Positions

GF/GP	SR	REC	FY 13	ADMINISTRATIVE UNIT (a)
1			1	Chief Deputy Register of Deeds
1			1	Supervisor - Register of Deeds
2			2	Total Positions

Plat Board

GF/GP	SR	REC	FY 13	REAL ESTATE & CASHIER UNIT (a)
1			1	Office Supervisor II
1			1	Account Clerk II
7			7	Real Estate Recording Clerk
2			2	Office Assistant II
3			3	Cashier
14			14	Total Positions

GF/GP	PR	REC	FY 13	MICROGRAPHICS UNIT (a,b)
1			1	Micrographic Equipment Operator Supervisor
4			4	Micrographic Equipment Operator II
2			2	Micrographic Equipment Operator I
7			7	Total Positions

GF/GP	SR	REC	FY 13	GRANTOR - GRANTEE UNIT (a)
1			1	Office Supervisor I
9			8	Office Assistant II (c)
10			9	Total Positions

GF/GP	SR	REC	FY 13	TRACT INDEX UNIT (a)
1			1	Office Supervisor I
3			3	Office Assistant II
1			1	Student
5			5	Total Positions

GF/GP	SR	REC	FY 13	VALIDATION UNIT (a)
1			1	GIS-CAD Technician II
3			3	GIS-CAD Technician I
4			4	Total Positions

GF/GP	SR	REC	FY 13	PLAT REVIEW (a)
1			1	Plat and Boundary Review Specialist
1			1	Total Positions

- (a) Positions appear in Register of Deeds Administration on salaries pages, except for Micrographics.
- (b) Unit reports to a Deputy Clerk/Register of Deeds.
- (c) One (1) GF/GP position deleted, effective 10/01/12, per FY11 Budget.

TREASURER			
CP	REC FY 13	TOT FY 13	COUNTY TREASURER
37		37	Gen Fund/Gen Purpose
0		0	Special Revenue
9		9	Proprietary
46		46	Total Positions

ADMINISTRATION			
CP	REC FY 13	TOT FY 13	COUNTY TREASURER
7		7	Gen Fund/Gen Purpose
			Special Revenue
			Proprietary
7		7	Total Positions

GENERAL ACCOUNTING			
CP	REC FY 13	TOT FY 13	CHIEF - DEPUTY TREASURER
10		10	Gen Fund/Gen Purpose
0		0	Special Revenue
2		2	Proprietary
12		12	Total Positions

TAX ADMINISTRATION			
CP	REC FY 13	TOT FY 13	CHIEF - TAX ADMINISTRATION
20		20	Gen Fund/Gen Purpose
0		0	Special Revenue
7		7	Proprietary
27		27	Total Positions

Prepared by Human Resources Dept. 07/01/12.

ADMINISTRATION (a)			
CP	REC FY 13	TOT FY 13	COUNTY TREASURER
7		7	Gen Fund/Gen Purpose
			Special Revenue
			Proprietary
7		7	Total Positions

GF/GP	SR	REC	FY 13	ADMINISTRATION
1			1	County Treasurer
1			1	Chief Deputy Treasurer
1			1	Admin. Assistant to Elected Official
1			1	Secretary II
1			1	Business Analyst
5			5	Total Positions

GF/GP	SR	REC	FY 13	INVESTMENT (a)
1			1	Investment Administrator
1			1	Revenue Collection Specialist
2			2	Total Positions

(a) Positions show in Administration unit on salaries pages.

Prepared by Human Resources Dept. 07/01/12.

GENERAL ACCOUNTING			
CP	REC FY 13	TOT FY 13	CHIEF - DEPUTY TREASURER
10		10	Gen Fund/Gen Purpose
0		0	Special Revenue
2		2	Proprietary
12		12	Total Positions

GF/GP	SR	PR	REC	FY 13	CASH ACCOUNTING
1				1	Treasurer Cash Accounting Supervisor
1				1	Accountant II (d)
1				1	Junior Accountant
2				2	Account Clerk II
2				2	Cashier (a)
7				7	Total Positions

GF/GP	SR	PR	REC	FY 13	SPECIAL ACCOUNTING
			1	1	Treasurer Special Accounting Supervisor (b)
			1	1	Accountant I (c)
1				1	Disbursing Coordinator
2				2	Account Clerk II
3		2		5	Total Positions

- (a) Includes one (1) PTNE 1,000 hrs/yr position.
- (b) Position funded by Delinquent Tax Revolving Fund.
- (c) Position funded by Delinquent Personal Property Tax Administration Fund.

Fiscal Year 2014

- (d) Funding changed from GF/GP to SR (Delinquent Tax Revolving Fund), effective 10/01/13, per FY12 Budget.

Prepared by Human Resources Dept. 07/01/12.

TAX ADMINISTRATION			
CP	REC FY 13	TOT FY 13	CHIEF - TAX ADMINISTRATION
20		20	Gen Fund/Gen Purpose
0		0	Special Revenue
7		7	Proprietary
27		27	Total Positions

GF/GP	SR	REC	FY 13	ADMINISTRATION
1			1	Chief - Tax Administration
1			1	Account Clerk II (b)
2			2	Total Positions

GF/GP	SR	REC	FY 13	DELINQUENT TAX
1			1	Delinquent Tax Supervisor
2			2	Account Clerk II
8			8	Office Assistant II (b,c)
11			11	Total Positions

GF/GP	PR	REC	FY 13	SPECIAL TAXES (a)
	1		1	Pers. Prop. Tax Collector Supervisor
	2		2	Sr. Personal Property Tax Collector
	3		3	Personal Property Tax Collector
	1		1	Account Clerk II
	7		7	Total Positions

GF/GP	SR	REC	FY 13	SETTLEMENT & DISTRIBUTION
1			1	Supervisor-Settlement & Distribution
1			1	Accountant II
4			4	Junior Accountant
1			1	Account Clerk II
7			7	Total Positions

- (a) All position(s) funded by Delinquent Personal Property Tax Administration Fund.
 (b) One (1) position funded by Land Sale Fund.
 (c) Two (2) SR PTNE 1,000 hrs/yr positions (#11243 and 11244) created with a sunset date of 09/30/13, per FY12 Budget.
 Funding changed from SR to GF/GP per Misc Res. #11207, effective 09/24/11.

Prepared by Human Resources Dept. 07/01/12.

BOARD OF COMMISSIONERS			
CP	REC FY 13	TOT FY 13	CHAIRPERSON - BOARD OF COMMISSIONERS
44		41	Gen Fund/Gen Purpose
			Special Revenue
			Proprietary
44		41	Total Positions

BOARD OF COMMISSIONERS ADMINISTRATION			
CP	REC FY 13	TOT FY 13	CHAIRPERSON - BOARD OF COMMISSIONERS
34		34	Gen Fund/Gen Purpose
			Special Revenue
34		34	Total Positions

LIBRARY BOARD			
CP	REC FY 13	TOT FY 13	DIRECTOR - LIBRARY SERVICES
10	(3)	7	Gen Fund/Gen Purpose
			Proprietary
10	(3)	7	Total Positions

Prepared by Human Resources Dept. 07/01/12.

BOARD OF COMMISSIONERS ADMINISTRATION			
CP	REC FY 13	TOT FY 13	CHAIRPERSON - BOARD OF COMMISSIONERS
34		34	Gen Fund/Gen Purpose
			Special Revenue
34		34	Total Positions

GF/GP	SR	REC	FY 13	BOARD OF COMMISSIONERS (a)
25			25	Commissioner
25			25	Total Positions

GF/GP	SR	REC	FY 13	ADMINISTRATION (a)
1			1	Administrative Director - Prog & Ops Analysis
2			2	Senior BOC Analyst
1			1	Board of Commissioners Community Liaison
1			1	Senior Committee Coordinator
2			2	Committee Coordinator
1			1	Secretary - Board of Commissioners II
1			1	Secretary - Board of Commissioners I
9			9	Total Positions

(a) Positions show in Commissioners Administration Unit on salaries pages.

Prepared by Human Resources Dept. 07/01/12.

LIBRARY BOARD			
CP	REC FY 13	TOT FY 13	DIRECTOR - LIBRARY SERVICES
10	(3)	7	Gen Fund/Gen Purpose
			Proprietary
10	(3)	7	Total Positions

GF/GP	PR	REC	FY 13	LIBRARY ADMINISTRATION
1			1	Director - Library Services
1			1	Secretary I
2			2	Total Positions

GF/GP	PR	REC	FY 13	LIBRARY FOR THE VISUALLY & PHYSICALLY IMPAIRED (a,b)
1		(1)	0	Library Technical Support Spec.
1		(1)	0	Library Technician I
1		(1)	0	Student
3		(3)	0	Total Positions

GF/GP	PR	REC	FY 13	LAW/RESEARCH LIBRARY
1			1	Library Supervisor
1			1	Library Tech Support Specialist
1			1	Library Technician II
1			1	Account Clerk I
1			1	Library Technician I
5			5	Total Positions

- (a) Positions show under Law/Research Unit on salaries pages.
 (b) Unit & positions requested to be deleted, per FY13 Budget. Recommended

PARKS & RECREATION DEPARTMENT			
CP	REC FY 13	TOT FY 13	EXECUTIVE OFFICER - PARKS & RECREATION
			Gen Fund/Gen Purpose
378		378	Proprietary
378		378	Total Positions

GF/GP	PR	REC	FY 13	ADMINISTRATION
	1		1	Executive Officer - Parks & Recreation
	1		1	Executive Secretary (a)
	2		2	Total Positions

GF/GP	PR	REC	FY 13	PLANNING
				General Fund/Gen Purpose
	6		6	Proprietary
	6		6	Total Positions

GF/GP	PR	REC	FY 13	ORGANIZATIONAL & BUSINESS DEV.
				General Fund/Gen Purpose
	7		7	Proprietary
	7		7	Total Positions

GF/GP	PR	REC	FY 13	PARK OPERATIONS
				General Fund/Gen Purpose
	363		363	Proprietary
	363		363	Total Positions

(a) Position recommended to be laterally reclassified from Secretary III, per FY13 Budget.

Prepared by Human Resources Dept. 07/01/12.

PLANNING, ORGANIZATIONAL & BUSINESS DEVELOPMENT			
CP	REC FY 13	TOT FY 13	EXECUTIVE OFFICER - PARKS & RECREATION DIVISION
			Gen Fund/Gen Purpose
13		13	Proprietary
13		13	Total Positions

GF/GP	PR	REC	FY 13	PLANNING
	1		1	Supervisor - Parks & Recreation Planning
	1		1	Educational Resource Specialist
	1		1	Natural Resource Planner
	1		1	Recreation & Trail Planner
	2		2	Parks Helper (a)
	6		6	Total Positions

GF/GP	PR	REC	FY 13	ORGANIZATIONAL & BUSINESS DEVELOPMENT
	3		3	Parks & Recreation Business Development Rep.
	1		1	Project Advisor (a)
	1		1	User Support Specialist II
	1		1	Architectural Engineer II
	1		1	Office Assistant I (a)
	7		7	Total Positions

(a) PTNE 1,000 hrs/yr position(s).

Prepared by Human Resources Dept. 07/01/12.

PARK OPERATIONS			
CP	REC FY 13	TOT FY 13	MANAGER - PARKS & RECREATION OPERATIONS
			Gen Fund/Gen Purpose
363		363	Proprietary
363		363	Total Positions

RECREATION PROGRAMS & SERVICES			
CP	REC FY 13	TOT FY 13	CHIEF - RECREATION PROGRAMS & SERVICES
			Gen Fund/Gen Purpose
67		67	Proprietary
67		67	Total Positions

FACILITIES, OPERATIONS & MAINTENANCE			
CP	REC FY 13	TOT FY 13	CHIEF - PARK OPERATIONS
			Gen Fund/Gen Purpose
267		267	Proprietary
267		267	Total Positions

ADMINISTRATIVE SERVICES			
CP	REC FY 13	TOT FY 13	SUPERVISOR - ADMINISTRATIVE SERVICES
			Gen Fund/Gen Purpose
21		21	Proprietary
21		21	Total Positions

PUBLIC INFORMATION & MARKETING			
CP	REC FY 13	TOT FY 13	MANAGER - PARKS & RECREATION OPERATIONS
			Gen Fund/Gen Purpose
8		8	Proprietary
8		8	Total Positions

Prepared by Human Resources Dept. 07/01/12.

ADMINISTRATIVE SERVICES			
CP	REC FY 13	TOT FY 13	EXECUTIVE OFFICER - PARKS & RECREATION DIVISION
			Gen Fund/Gen Purpose
21		21	Proprietary
21		21	Total Positions

GF/GP	PR	REC	FY 13	ADMINISTRATION - PARKS & REC. ADMIN. SVCS.
	1		1	Supervisor Golf Revenue & Operations
	2		2	Project Advisor (a)
	1		1	Central Employee Records Coordinator
	4		4	Parks Helper (a)
	8		8	Total Positions

GF/GP	PR	REC	FY 13	ADMINISTRATION - PARKS & REC. ADMIN. SVCS.
	1		1	Supervisor Administrative Services
	1		1	Account Clerk II
	1		1	Procurement Technician
	7		7	Office Assistant II
	1		1	Office Assistant I
	1		1	Technical Aide (a)
	12		12	Total Positions

GF/GP	PR	REC	FY 13	ADMINISTRATION - PARKS & REC. ADMIN. SVCS.
	1		1	Manager - Parks & Recreation Operations
	1		1	Total Positions

(a) PTNE 1000 hrs/yr position(s).

Prepared by Human Resources Dept. 07/01/12.

PUBLIC INFORMATION & MARKETING			
CP	REC FY 13	TOT FY 13	EXECUTIVE OFFICER - PARKS & RECREATION DIVISION
			Gen Fund/Gen Purpose
8		8	Proprietary
8		8	Total Positions

GF/GP	PR	REC	FY 13	PUBLIC INFORMATION & MARKETING
	1		1	Parks & Recreation Marketing Supervisor
	1		1	Supervisor P&R Communications and Marketing (c)
	1		1	Project Advisor (a)
	2		2	Graphic Artist (b)
	3		3	Communications & Marketing Assistant
	8		8	Total Positions

(a) PTNE 1,000 hrs/yr position.

(b) Includes one (1) PTNE 1,000 hrs/yr position.

(c) Position reclassified from Parks & Recreation Communication Supervisor per Human Resources Dept. Audit, effective 12/15/11.

Prepared by Human Resources Dept. 07/01/12.

RECREATION PROGRAMS & SERVICES			
CP	REC FY 13	TOT FY 13	CHIEF - RECREATION PROGRAMS & SERVICES
			Gen Fund/Gen Purpose
67		67	Proprietary
67		67	Total Positions

GF/GP	PR	REC	FY 13	RECREATION ADMINISTRATION
	1		1	Chief - Recreation Programs & Services
	4		4	Recreation Program Supervisor
	1		1	Parks Maintenance Aide
	20		20	Parks & Recreation Program Leader (b)
	16		16	Parks Helper (b)
	2		2	College Intern (b)
	5		5	Student
	49		49	Total Positions

GF/GP	PR	REC	FY 13	NATURE PROGRAM
	1		1	Recreation Program Supervisor
	2		2	Parks Naturalist (a)
	1		1	Office Assistant I (b)
	4		4	Parks Helper (b)
	8		8	Parks & Recreation Program Leader (b)
	16		16	Total Positions

GF/GP	PR	REC	FY 13	BICYCLE MOTOCROSS PROGRAM
	2		2	Parks Helper (b)
	2		2	Total Positions

(a) Includes one (1) PTNE 1,000 hrs/yr position.

(b) PTNE 1,000 hrs/yr position(s).

Prepared by Human Resources Dept. 07/01/12.

FACILITIES OPERATIONS & MAINTENANCE			
CP	REC FY 13	TOT FY 13	MANAGER - PARKS AND RECREATION OPERATIONS
			Gen Fund/Gen Purpose
267		267	Proprietary
267		267	Total Positions

NORTH DISTRICT			
CP	REC FY 13	TOT FY 13	CHIEF - PARKS OPERATIONS & MAINTENANCE
			Gen Fund/Gen Purpose
108		108	Proprietary
108		108	Total Positions

SOUTH DISTRICT (a,b)			
CP	REC FY 13	TOT FY 13	CHIEF - PARKS OPERATIONS & MAINTENANCE
			Gen Fund/Gen Purpose
127		127	Proprietary
127		127	Total Positions

FACILITIES MAINTENANCE & DEVELOPMENT			
CP	REC FY 13	TOT FY 13	CHIEF - FACILITIES MAINTENANCE & DEVELOP
			Gen Fund/Gen Purpose
32		32	Proprietary
32		32	Total Positions

- (a) One (1) Assistant Parks Supervisor created per Misc. Res. #12060, effective 06/02/12.
 (b) PR Oakland County Market Unit transferred and retitled per Misc. Res. #12060, effective 06/02/12.

Prepared by Human Resources Dept. 07/01/12.

NORTH DISTRICT			
CP	REC FY 13	TOT FY 13	MANAGER - PARKS & RECREATION OPERATIONS
			Gen Fund/Gen Purpose
108		108	Proprietary
108		108	Total Positions

GF/GP	PR	REC	FY 13	PARK OPERATIONS ADMINISTRATION
		1		1 Chief - Parks Operations & Maintenance
		1		1 Total Positions

GF/GP	PR	REC	FY 13	ADDISON OAKS
		1		1 General Maintenance Mechanic - P&R
		1		1 Grounds Equipment Mechanic
		1		1 Parks Crew Chief
		1		1 Office Assistant I (a)
		3		3 Parks & Recreation Program Leaders (a)
		13		13 Parks Helper (a)
		5		5 Parks & Recreation Attendant (a)
		25		25 Total Positions

GF/GP	PR	REC	FY 13	INDEPENDENCE OAKS
		1		1 Parks Supervisor
		1		1 General Maintenance Mechanic - P&R
		1		1 Grounds Equipment Mechanic
		1		1 Seasonal Program Specialist II (a)
		1		1 Office Assistant II (a)
		9		9 Parks Helper(a)
		5		5 Parks and Recreation Attendant (a)
		19		19 Total Positions

GF/GP	PR	REC	FY 13	SPRINGFIELD OAKS
		1		1 Parks Supervisor
		1		1 General Maintenance Mechanic - P&R
		1		1 Grounds Equipment Mechanic (a)
		1		1 Groundskeeper II
		15		15 Parks Helper (a)
		19		19 Total Positions

GF/GP	PR	REC	FY 13	WHITE LAKE OAKS
		1		1 Grounds Equipment Mechanic
		1		1 Parks Crew Chief
		1		1 Storekeeper III
		19		19 Parks Helper (a)
		22		22 Total Positions

GF/GP	PR	REC	FY 13	ORION OAKS
		2		2 Parks Helper (a)
		2		2 Total Positions

GF/GP	PR	REC	FY 13	ROSE OAKS
		0		0 Parks Helper (a,b)
		0		0 Total Positions

GF/GP	PR	REC	FY 13	HIGHLAND OAKS
		0		0 Parks Helper (a,b)
		0		0 Total Positions

GF/GP	PR	REC	FY 13	GROVELAND OAKS
		1		1 Parks Supervisor
		1		1 General Maintenance Mechanic - P&R
		1		1 Grounds Equipment Mechanic
		1		1 Parks Maintenance Aide
		1		1 Office Assistant I (a)
		9		9 Parks Helper (a,b)
		2		2 Parks & Recreation Program Leader (a)
		16		16 Total Positions

GF/GP	PR	REC	FY 13	SPRINGFIELD OAKS ACTIVITY CENTER
		1		1 General Maintenance Mechanic (a)
		3		3 Parks Helper (a)
		4		4 Total Positions

(a) PTNE 1,000 hrs/yr position(s).

(b) Two (2) PTNE 1,000 hrs/yr positions formerly shown in Rose Oaks and Highland Oaks.

Prepared by Human Resources Dept. 07/01/12.

SOUTH DISTRICT			
CP	REC FY 13	TOT FY 13	MANAGER - PARKS & RECREATION OPERATIONS
			Gen Fund/Gen Purpose
127		127	Proprietary
127		127	Total Positions

GF/GP	PR	REC	FY 13	PARK OPERATIONS ADMINISTRATION
		1		Chief - Parks Operations & Maintenance
		1		Total Positions

GF/GP	PR	REC	FY 13	GLEN OAKS
		1		1 Parks Supervisor
		1		1 Parks Crew Chief (d)
		1		1 General Maintenance Mechanic - P&R
		1		1 Grounds Equipment Mechanic (a)
		1		1 Groundskeeper II
		22		22 Parks Helper (a)
		27		Total Positions

GF/GP	PR	REC	FY 13	WATERFORD OAKS WATER PARK
		1		1 Skilled Maintenance Mechanic II
		1		1 General Maintenance Mechanic (a)
		1		1 Grounds Equipment Mechanic (a)
		6		6 Parks Helper (a)
		9		Total Positions

GF/GP	PR	REC	FY 13	LYON OAKS GOLF COURSE
		1		1 Parks Supervisor
		1		1 Recreation Program Supervisor
		2		2 General Maintenance Mechanic - P&R
		1		1 Grounds Equipment Mechanic
		1		1 Groundskeeper II
		25		25 Parks Helper (a)
		31		Total Positions

GF/GP	PR	REC	FY 13	RED OAKS DOG PARK
		3		3 Park Helper (a)
		3		Total Positions

GF/GP	PR	REC	FY 13	RED OAKS GOLF COURSE
		0		0 Parks Crew Chief (d)
		1		1 Grounds Equipment Mechanic
		16		16 Parks Helper (a)
		17		Total Positions

GF/GP	PR	REC	FY 13	RED OAKS WATER PARK
		1		1 Recreation Specialist
		1		1 Skilled Maintenance Mechanic II
		11		11 Parks Helper (a)
		13		Total Positions

GF/GP	PR	REC	FY 13	WATERFORD OAKS TOBOGGAN
		2		2 Parks & Recreation Attendant (a)
		6		6 Seasonal Laborer (a)
		8		Total Positions

GF/GP	PR	REC	FY 13	LYON OAKS
		2		2 Parks & Recreation Program Leader (a)
		4		4 Parks Helper (a)
		6		Total Positions

GF/GP	PR	REC	FY 13	WATERFORD OAKS ACTIVITY CENTER
		1		1 Parks Supervisor
		1		1 Parks Crew Chief
		9		9 Parks Helper (a)
		11		Total Positions

GF/GP	PR	REC	FY 13	PR Oakland County Market (c)
		1		1 Assistant Parks Supervisor (b)
		1		Total Positions

- (a) PTNE 1,000 hrs/yr position(s).
- (b) One (1) Assistant Parks Supervisor created per Misc. Res. #12060, effective 06/02/12.
- (c) PR Oakland County Market Unit transferred and retitled per Misc. Res. #12060, effective 06/02/12.
- (d) One (1) Parks Crew Chief position (#10733) transferred from Red Oaks Golf Course to Glen Oaks Golf Course, per Parks and Recreation Administration, effective 06/16/12.

Prepared by Human Resources Dept. 07/01/12.

PARKS FACILITIES MAINTENANCE & DEVELOPMENT			
CP	REC FY 13	TOT FY 13	MANAGER - PARKS & RECREATION OPERATIONS
			Gen Fund/Gen Purpose
32		32	Proprietary
32		32	Total Positions

GF/GP	PR	REC	FY 13	PARKS OPERATIONS ADMINISTRATION
	1		1	Chief - Parks Facilities Maintenance & Development
	1		1	Total Positions

GF/GP	PR	REC	FY 13	FACILITIES MAINTENANCE & DEVELOPMENT
	1		1	Architectural Engineer III (b)
	1		1	Architectural Engineer II (d)
	1		1	Automobile Mechanic II
	1		1	Maintenance Supervisor II
	2		2	General Maintenance Mechanic - P&R
	3		3	Groundskeeper II
	2		2	Parks Maintenance Aide
	4		4	Skilled Maintenance Mechanic III (c)
	2		2	Skilled Maintenance Mechanic II
	1		1	Parks Project Supervisor (d)
	1		1	Seasonal Program Specialist II
	2		2	College Intern (a)
	10		10	Parks Helper (a)
	31		31	Total Positions

- (a) PTNE 1,000 hrs/yr position(s)
- (b) Position budgeted as a FTNE 2,000 hrs/yr
- (c) Includes one (1) PTNE 1,000 hrs/yr position and one (1) FTNE 2,000 hrs/yr position.
- (d) One (1) Parks Project Supervisor position upwardly reclassified to Architectural Engineer II per Human Resources Dept. Audit, effective 02/12/12.

Prepared by Human Resources Dept. 07/01/12.

WATER RESOURCES COMMISSIONER (a,b)			
CP	REC FY 13	TOT FY 13	WATER RESOURCES COMMISSIONER
24		24	Gen Fund/Gen Purpose
53		53	Special Revenue
186		186	Proprietary
263		263	Total Positions

ADMINISTRATION			
CP	REC FY 13	TOT FY 13	WATER RESOURCES COMMISSIONER
11		11	Gen Fund/Gen Purpose
6		6	Special Revenue
27		27	Proprietary
44		44	Total Positions

WATER SYSTEMS AND WASTEWATER SYSTEMS			
CP	REC FY 13	TOT FY 13	MANAGER - WRC
6		6	Gen Fund/Gen Purpose
13		13	Special Revenue
81		81	Proprietary
100		100	Total Positions

SEWER SYSTEMS / PUMP SYSTEMS & CONSTRUCTION MANAGEMENT			
CP	REC FY 13	TOT FY 13	MANAGER - WRC
7		7	Gen Fund/Gen Purpose
34		34	Special Revenue
78		78	Proprietary
119		119	Total Positions

- (a) All positions show under Administration Division on salaries pages.
 (b) SR positions are typically paid from assessments to Drainage Districts, and are not grant funded.

Prepared by Human Resources Dept. 07/01/12.

ADMINISTRATION (a)			
CP	REC FY 13	TOT FY 13	WATER RESOURCES COMMISSIONER
11		11	Gen Fund/Gen Purpose
6		6	Special Revenue
27		27	Proprietary
44		44	Total Positions

GF/GP	SR	PR	REC	FY 13	ADMINISTRATION
1				1	Water Resources Commissioner
1				1	Chief Deputy Water Resources Commissioner
		1		1	Chief Manager - Water Resources Commissioner
1		1		2	Manager - WRC
	1			1	Drainage District Insurance Administrator
	0			0	Drainage District Legal Counsel
		2		2	Assistant Chief Engineer
1				1	Chief - WRC Administrative Services
	1			1	Supervisor - WRC Financial Services
		1		1	User Support Specialist II (b)
	1			1	Paralegal - WRC
4	3	5		12	Total Positions

ADMINISTRATIVE SERVICES			
CP	REC FY 13	TOT FY 13	CHIEF - WRC ADMINISTRATIVE SERVICES
7		7	Gen Fund/Gen Purpose
3		3	Special Revenue
22		22	Proprietary
32		32	Total Positions

GF/GP	SR	PR	REC	FY 13	MAPPING SERVICES
	1	1		2	User Support Specialist III
		1		1	Supervisor - GIS/CAD
		1		1	WRC Easement Coordinator
	1	1		2	WRC - GIS/CAD Technician II
1		5		6	WRC - GIS/CAD Technician I
1	2	9		12	Total Positions

GF/GP	PR	REC	FY 13	BILLING SERVICES
	1		1	Utility Billing Customer Service Supervisor II
	1		1	Utility Billing Customer Service Supervisor I
	1		1	Utility Billing Customer Service Coordinator
	4		4	Utility Billing Customer Service Assistant II
1			1	Account Clerk II
1			1	WRC Operations Clerk
	1		1	Office Assistant II
	1		1	Office Assistant I
2	9		11	Total Positions

GF/GP	SR	PR	REC	FY 13	ADMINISTRATIVE SUPPORT
		1		1	ISO & Safety Systems Coordinator
1				1	Staff Assistant - WRC
		1		1	WRC Community Liaison
		1		1	Construction Inspector IV
		1		1	WRC Time & Labor Supervisor
1				1	Admin Assistant to Elected Officials
	1			1	Technical Assistant
1				1	Employee Records Specialist
1				1	Office Assistant II
4	1	4		9	Total Positions

- (a) All positions show under Administration Division on salaries pages.
 (b) One (1) Engineering Systems Coordinator position upwardly reclassified per Human Resources Dept. Audit, effective 11/05/11.

WATER SYSTEMS / WASTEWATER SYSTEMS (a)			
CP	REC FY 13	TOT FY 13	MANAGER WRC
6		6	Gen Fund/Gen Purpose
13		13	Special Revenue
81		81	Proprietary
100		100	Total Positions

GF/GP	SR	PR	REC	FY 13	WATER SYSTEMS
			1	1	Chief Engineer WRC
			1	1	Civil Engineer II
			1	1	Water Maintenance Supervisor II
			1	1	Environmental Planner II
			2	2	Water Maintenance Supervisor I
			2	2	WRC Crew Leader - Water and Sewer
			2	2	Meter Mechanic I
			5	5	Maintenance Mechanic II
			11	11	Maintenance Mechanic I
			1	1	Engineering Technician
			6	6	Maintenance Laborer - WRC
			1	1	WRC Operations Clerk
			2	2	Office Assistant II
			36	36	Total Positions

SR	PR	REC	FY 13	CROSS CONNECTION/IPP SERVICES
		1	1	Cross Connection & Pretreatment Supervisor
		1	1	Cross Connection & Pretreatment Coordinator
		1	1	Engineering Technician
		1	1	Meter Mechanic II
		2	2	Maintenance Mechanic II
		2	2	Office Assistant II
		8	8	Total Positions

GF/GP	SR	PR	REC	FY 13	PLAN REVIEW AND PERMIT SERVICES
	1			2	Civil Engineer III
	1			1	Civil Engineer II
		2		3	Engineering Systems Coordinator
		1		1	WRC Operations Clerk
	3	2	2	7	Total Positions

SR	PR	REC	FY 13	WASTEWATER TREATMENT SERVICES
		1	1	Chief Engineer WRC
		2	2	Sewage Treatment Supervisor II
		1	1	Supervisor - WRC Retention Basins
		1	1	Civil Engineer III
		3	3	Sewage Treatment Supervisor I
		1	1	Pump Maintenance Supervisor I
		1	1	Lead Chemist
		2	2	WRC Crew Leader - Sewage Treatment Plant
1			1	WRC Crew Leader - Pump Maintenance
	2		2	Chemist
	2		2	Engineering Technician
	6		6	Sewage Treatment Plant Operator II
	1		1	Sewage Treatment Plant Operator I
3	5		8	Pump Maintenance Mechanic II
	3		3	Pump Maintenance Mechanic I
	1		1	Student
4	32		36	Total Positions

GF/GP	SR	PR	REC	FY 13	ROW SERVICES
	1			1	Supervisor Right of Way
	3			3	Right of Way Agent
	1			1	WRC GIS/CAD Technician I
			3	3	Engineering Aide
	5	3		8	Total Positions

GF/GP	SR	PR	REC	FY 13	ENVIRONMENTAL SERVICES
	1	1		2	Environmental Planner II
		1		1	Civil Engineer III
	1			1	Engineering Technician
	1			1	Student Engineer (b)
	3	2		5	Total Positions

(a) All positions show under Administration Division on salaries page.

(b) PTNE 520 hrs/yr position.

SEWER SYSTEMS / PUMP SYSTEMS & CONSTRUCTION MANAGEMENT (a)			
CP	REC FY 13	TOT FY 13	MANAGER WRC
7		7	Gen Fund/Gen Purpose
34		34	Special Revenue
78		78	Proprietary
119		119	Total Positions

GF/GP	SR	PR	REC	FY 13	SEWER SYSTEMS
		1		1	Chief Engineer - WRC
		1		1	Assistant Chief Engineer
	1	1		2	Civil Engineer III
	1			1	Sewer Maintenance Supervisor II
		2		2	Sewer Maintenance Supervisor I
	1			1	ROW Technician
		1		1	Automobile Mechanic II
		3		3	WRC Crew Leader - Water & Sewer
		3		3	Engineering Technician
	3	2		5	Maintenance Mechanic II
	1	9		10	Maintenance Mechanic I
		7		7	Maintenance Laborer - WRC
		2		2	WRC Operations Clerk
	1			1	General Helper
		1		1	Student
	8	33		41	Total Positions

GF/GP	SR	PR	REC	FY 13	PUMP SYSTEMS
		1		1	Pump Maintenance Supervisor II (c)
		3		3	Pump Maintenance Supervisor I
		2		2	WRC Crew Leader - Pump Maintenance
		2		2	Engineering Technician
		9		9	Pump Maintenance Mechanic II
		2		2	Pump Maintenance Mechanic I (e)
		1		1	Maintenance Mechanic II
		1		1	WRC Operations Clerk
		1		1	Office Assistant I (b,d)
		2		2	Student (d)
		24		24	Total Positions

GF/GP	SR	PR	REC	FY 13	WR CONSTRUCTION AND DRAIN MAINT.
1				1	Supv - Const Support & Drain Maint
	1			1	Sewer Maintenance Supervisor I
		1		1	Engineering Systems Coordinator
	1			1	Survey Party Supervisor
	2			2	Construction Inspector IV
1	6	1		8	Construction Inspector III (d)
		1		1	WRC Crew Leader Water & Sewer
	6	3		9	Construction Inspector II
	2			2	Lake Level Technician
	2	1		3	Maintenance Mechanic II
		2		2	Maintenance Mechanic I
	1	2		3	Maintenance Laborer - WRC
1				1	WRC Operations Clerk
	1			1	Construction Inspector I
1				1	Office Assistant II (b)
		1		1	General Helper (b)
4	22	12		38	Total Positions

GF/GP	SR	PR	REC	FY 13	SYSTEMS CONTROL
1				1	Civil Engineer III
		1		1	Supervisor WRC Electrical Systems
		1		1	WRC Electrical Systems Coordinator
		2		2	Engineering Systems Coordinator
	1	2		3	Electrical Technician
	0	0		0	Maintenance Mechanic II (f)
	1	2		3	Skilled Maintenance Mechanic III
1	2	8		11	Total Positions

GF/GP	SR	PR	REC	FY 13	PROJECT MANAGEMENT SERVICES
1				1	Chief Engineer WRC
1				1	Assistant Chief Engineer
	2	1		3	Civil Engineer III
2	2	1		5	Total Positions

- (a) All positions show under Administration Division on salaries pages.
- (b) PTNE 1,000 hrs/yr position(s).
- (c) Regular field supervision provided by Pump Maintenance Supervisor II in Pump Systems Unit.
- (d) Position formerly shown in Sewer Systems.
- (e) One (1) PR position shown in Wastewater Treatment Services.
- (f) One (1) SR funded and one (1) PR funded positions upwardly reclassified to Electrical Technicians per Human Resources Dept. Audit, effective 08/27/11.

COUNTY EXECUTIVE ADMINISTRATION			
CP	REC FY 13	TOT FY 13	COUNTY EXECUTIVE
38		38	Gen Fund/Gen Purpose
			Special Revenue
9		9	Proprietary
47		47	Total Positions

COUNTY EXECUTIVE'S OFFICE				
GF/GP	SR	REC	FY 13	COUNTY EXECUTIVE
1			1	County Executive
2			2	Deputy County Executive II
3			3	Deputy County Executive I
6			6	Total Positions

EXECUTIVE SUPPORT				
GF/GP	SR	REC	FY 13	EXECUTIVE SUPPORT
1			1	Media and Communications Officer
1			1	Total Positions

SECRETARIAL SUPPORT (a)				
GF/GP	SR	REC	FY 13	SECRETARIAL SUPPORT
1			1	County Executive Assistant
1			1	Graphic Artist (b)
5			5	Executive Secretary (c)
1			1	Student
8			8	Total Positions

DEPUTY COUNTY EXECUTIVE II

Human Resources
Central Services
Health & Human Services

RISK MANAGEMENT			
CP	REC FY 13	TOT FY 13	RISK MANAGEMENT
			Gen Fund/Gen Purpose
8		8	Proprietary
8		8	Total Positions

CORPORATION COUNSEL			
CP	REC FY 13	TOT FY 13	CORPORATION COUNSEL
18		18	Gen Fund/Gen Purpose
1		1	Proprietary
19		19	Total Positions

Deputy County Executive I
Chief Information Officer

Information Technology
Facilities Management

DEPUTY COUNTY EXECUTIVE II

Public Services

Deputy County Executive I

Economic Development & Community Affairs

Deputy County Executive I

Management & Budget

AUDITING DIVISION			
CP	REC FY 13	TOT FY 13	MANAGER - AUDITING
5		5	Gen Fund/Gen Purpose
			Special Revenue
5		5	Total Positions

- (a) Positions show under Executive Support Unit on salary pages.
- (b) Position reclassified from Secretary III per Human Resources Dept. Audit, effective 12/03/11.
- (c) Position recommended to be laterally reclassified from Secretary III, per FY13 Budget.

AUDITING			
CP	REC FY 13	TOT FY 13	MANAGER - AUDITING
5		5	Gen Fund/Gen Purpose
			Special Revenue
5		5	Total Positions

GF/GP	SR	REC	FY 13	GENERAL AUDIT SERVICES
1			1	County Auditor
1			1	Auditor III
1			1	Auditor II
1			1	Auditor I (a)
1			1	Technical Assistant
5			5	Total Positions

(a) PTNE 1,000 hrs/yr position.

Prepared by Human Resources Dept. 07/01/12.

CORPORATION COUNSEL (a)			
CP	REC FY 13	TOT FY 13	CORPORATION COUNSEL
18		18	Gen Fund/Gen Purpose
1		1	Proprietary
19		19	Total Positions

GF/GP	PR	REC	FY 13	CORPORATION COUNSEL
1			1	Corporation Counsel
1			1	Deputy Corporation Counsel
1			1	First Assistant Corporation Counsel
	1		1	Corporation Counsel Litigator
2			2	Financial Attorney - Corporation Counsel
5			5	Senior Assistant Corporation Counsel (b)
2			2	Assistant Corporation Counsel I (b)
1			1	Office Supervisor I
1			1	Executive Secretary (c)
1			1	Support Specialist
1			1	Technical Assistant
2			2	Legal Secretary
18	1		19	Total Positions

- (a) Unit reports to Deputy County Executive II.
- (b) Includes one (1) PTNE 1,000 hrs/yr position.
- (c) Position recommended to be laterally reclassified from Secretary III, per FY13 Budget.

Prepared by Human Resources Dept. 07/01/12.

RISK MANAGEMNT (a)			
CP	REC FY 13	TOT FY 13	RISK MANAGEMENT
			Gen Fund/Gen Purpose
8		8	Proprietary
8		8	Total Positions

GF/GP	PR	REC	FY 13	RISK MANAGEMENT (a)
	1		1	Risk Manager
	1		1	Insurance and Safety Coordinator
	1		1	Safety Coordinator (b)
	2		2	Field Claims Investigator
	1		1	Risk Management Claims Analyst (b)
	1		1	Technical Assistant (b)
	1		1	Secretary II
	8		8	Total Positions

(a) Manager and Unit report to County Executive II.

(b) Funded by Fringe Benefit fund.

Prepared by Human Resources Dept. 07/01/12.

MANAGEMENT & BUDGET DEPARTMENT			
CP	REC FY 13	TOT FY 13	DIRECTOR - MANAGEMENT & BUDGET
193		193	Gen Fund/Gen Purpose
3		3	Special Revenue
8		8	Proprietary
204		204	Total Positions

MANAGEMENT & BUDGET ADMINISTRATION			
CP	REC FY 13	TOT FY 13	DIRECTOR - MANAGEMENT & BUDGET
1		1	Gen Fund/Gen Purpose
			Special Revenue
1		1	Total Positions

PURCHASING DIVISION			
CP	REC FY 13	TOT FY 13	MANAGER - PURCHASING
14		14	Gen Fund/Gen Purpose
1		1	Special Revenue
15		15	Total Positions

EQUALIZATION			
CP	REC FY 13	TOT FY 13	MANAGER - EQUALIZATION
89		89	Gen Fund/Gen Purpose
			Special Revenue
89		89	Total Positions

FISCAL SERVICES DIVISION			
CP	REC FY 13	TOT FY 13	MANAGER - FISCAL SERVICES DIVISION
89		89	Gen Fund/Gen Purpose
2		2	Special Revenue
8		8	Proprietary
99		99	Total Positions

Prepared by Human Resources Dept. 07/01/12.

MANAGEMENT & BUDGET ADMINISTRATION			
CP	REC FY 13	TOT FY 13	DIRECTOR - MANAGEMENT & BUDGET
1		1	Gen Fund/Gen Purpose
			Special Revenue
1		1	Total Positions

GF/GP	SR	REC FY 13	FY 13	ADMINISTRATION
1			1	Director - Management & Budget
1			1	Total Positions

Prepared by Human Resources Dept. 07/01/12.

PURCHASING			
CP	REC FY 13	TOT FY 13	MANAGER - PURCHASING
14		14	Gen Fund/Gen Purpose
1		1	Special Revenue
15		15	Total Positions

GF/GP	SR	REC	FY 13	ADMINISTRATION
1			1	Manager - Purchasing
1			1	Secretary II
2			2	Total Positions

GF/GP	SR	REC	FY 13	PROCUREMENT (a)
1			1	Chief - Purchasing
1			1	Purchasing Systems Coordinator
5	1		6	Buyer II (b,d)
3			3	Procurement Technician
1			1	Office Assistant II
1			1	College Intern (c)
12	1		13	Total Positions

- (a) Positions show in Administration unit on salary pages.
- (b) Includes two (2) GF/GP FTNE 2,000 hrs/yr position.
- (c) PTNE 1,000 hrs/yr position.
- (d) Includes one (1) FTNE 2,000 hrs/yr position funded by Homeland Security FEMA - Regional Fiduciary Grant, per Misc. Res. #11118, through 04/30/13.

Prepared by Human Resources Dept. 07/01/12.

EQUALIZATION (a)			
CP	REC FY 13	TOT FY 13	MANAGER - EQUALIZATION
89		89	Gen Fund/Gen Purpose
			Special Revenue
89		89	Total Positions

GF/GP	REC	FY 13	ADMINISTRATION / OPERATIONS
1		1	Manager - Equalization
1		1	Administrator - Equalization
1		1	Equalization Appraiser III - Certified
1		1	Employee Records Specialist
4		4	Total Positions

CP	REC FY 13	TOT FY 13	REAL, PERSONAL PROPERTY APPRAISAL & ADMIN SERVICES
66		66	Governmental Positions
			Special Revenue Positions
66		66	Total Positions

CP	REC FY 13	TOT FY 13	EQUALIZATION - TECHNICAL SERVICES
19		19	Governmental Positions
			Special Revenue Positions
19		19	Total Positions

(a) All positions show in Administration unit on salaries pages.

Prepared by Human Resources Dept. 07/01/12.

CP	REC FY 13	TOT FY 13	REAL, PERSONAL PROPERTY APPRAISAL & ADMIN SERVICES (a)
66		66	Governmental Positions
			Special Revenue Positions
66		66	Total Positions

GF/GP	SR	REC	FY 13	REAL & PERSONAL PROPERTY APPRAISAL ADMIN.
1			1	Chief - Equalization
1			1	Total Positions

GF/GP	SR	REC	FY 13	REAL PROPERTY APPRAISAL
4			4	Equalization Field Supervisor
5			5	Equalization Appraiser III-Certified
18			18	Equalization Appraiser II-Certified
2			2	Equalization Appraiser I-Certified
29			29	Total Positions

GF/GP	SR	REC	FY 13	PERSONAL PROPERTY APPRAISAL
1			1	Equalization Field Supervisor
1			1	Equalization Appraiser III - Certified
10			10	Equalization Appraiser II - Certified
12			12	Total Positions

GF/GP	SR	REC	FY 13	ADMINISTRATIVE SERVICES
1			1	Supervisor - Equalization Administrative Services
1			1	Tax Standards Specialist
2			2	Equalization Appraiser II - Certified
1			1	Office Supervisor II
1			1	Technical Assistant (c)
7			7	Senior Equalization Clerk
10			10	Equalization Clerk
1			1	Office Assistant I (b)
24			24	Total Positions

- (a) All positions show in Equalization/Administration on salaries pages.
- (b) PTNE 1,000 hrs/yr position.
- (c) PTNE 750 hrs/yr position.

Prepared by Human Resources Dept. 07/01/12.

CP	REC FY 13	TOT FY 13	EQUALIZATION TECHNICAL SERVICES (a)
19		19	Governmental Positions
			Special Revenue Positions
19		19	Total Positions

GF/GP	SR	REC	FY 13	EQUALIZATION-TECHNICAL SERVICES
1			1	Chief - Equalization
1			1	Total Positions

GF/GP	SR	REC	FY 13	TAX DESCRIPTIONS & MAPPING
1			1	Supervisor - Land Description & Mapping
4			4	GIS/CAD Technician II
1			1	Equalization Clerk
6			6	Total Positions

GF/GP	SR	REC	FY 13	APPEALS
1			1	Equalization Field Supervisor
1			1	Equalization Appraiser III - Certified
2			2	Equalization Appraiser II - Certified
1			1	Technical Assistant
5			5	Total Positions

GF/GP	SR	REC	FY 13	TECHNOLOGY SUPPORT
1			1	Equalization Appraiser II - Certified
1			1	General Clerical (b)
2			2	Total Positions

GF/GP	SR	REC	FY 13	EQUALIZATION STUDIES
1			1	Equalization Field Supervisor
1			1	Equalization Appraiser III - Certified
2			2	Equalization Appraiser II - Certified
1			1	Senior Equalization Clerk
5			5	Total Positions

(a) All positions show in Equalization/Administration on salaries pages.

(b) PTNE 1,000 hrs/yr position.

Prepared by Human Resources Dept. 07/01/12.

FISCAL SERVICES DIVISION			
CP	REC FY 13	TOT FY 13	MANAGER - FISCAL SERVICES
89		89	Gen Fund/Gen Purpose
2		2	Special Revenue
8		8	Proprietary
99		99	Total Positions

GF/GP	SR	REC FY 13	TOT FY 13	FISCAL SVCS. ADMINISTRATION
1			1	Manager - Fiscal Services
3			3	Chief - Fiscal Services
1			1	Accountant I (a)
5			5	Total Positions

CENTRAL FISCAL SERVICES GROUP			
CP	REC FY 13	TOT FY 13	CHIEF - FISCAL SERVICES
22		22	Gen Fund/Gen Purpose
			Special Revenue
1		1	Proprietary
23		23	Total Positions

GENERAL FISCAL SERVICES GROUP			
CP	REC FY 13	TOT FY 13	CHIEF - FISCAL SERVICES
11		11	Gen Fund/Gen Purpose
2		2	Special Revenue
1		1	Proprietary
14		14	Total Positions

ENTERPRISE FISCAL SERVICES GROUP			
CP	REC FY 13	TOT FY 13	CHIEF - FISCAL SERVICES
16		16	Gen Fund/Gen Purpose
			Special Revenue
6		6	Proprietary
22		22	Total Positions

REIMBURSEMENT			
CP	REC FY 13	TOT FY 13	CHIEF FISCAL SERVICES
35		35	Gen Fund/Gen Purpose
			Special Revenue
			Proprietary
35		35	Total Positions

(a) FTNE 2,000 hrs/ yr position.

Prepared by Human Resources Dept. 07/01/12.

CENTRAL FISCAL SERVICES GROUP (a)			
CP	REC FY 13	TOT FY 13	CHIEF - FISCAL SERVICES
22		22	Gen Fund/Gen Purpose
			Special Revenue
1		1	Proprietary
23		23	Total Positions

GF/GP	PR	REC	FY 13	INTERNAL ACCOUNTING
1			1	Supervisor I - Fiscal Services
1	1		2	Accountant III
2			2	Accountant II
4	1		5	Total Positions

GF/GP	PR	REC	FY 13	INTERNAL BUDGETING
1			1	Supervisor I - Fiscal Services
1			1	Accountant III
3			3	Account Clerk II
5			5	Total Positions

GF/GP	PR	REC	FY 13	ACCOUNTS PAYABLE
1			1	Supervisor I - Fiscal Services
2			2	Account Clerk II (a)
3			3	Total Positions

GF/GP	PR	REC	FY 13	PAYROLL
1			1	Supervisor I - Fiscal Services
1			1	Payroll Specialist II
2			2	Payroll Specialist I
4			4	Total Positions

GF/GP	PR	REC	FY 13	ACCOUNTS RECEIVABLE
1			1	Supervisor II - Fiscal Services
1			1	Accountant II
2			2	Total Positions

GF/GP	PR	REC	FY 13	FINANCIAL REPORTING
1			1	Supervisor III - Fiscal Services
1			1	Total Positions

GF/GP	PR	REC	FY 13	PAYMENTS
1			1	Supervisor III - Fiscal Services
1			1	Total Positions

GF/GP	PR	REC	FY 13	FINANCIAL SYSTEMS & REPORTING
1			1	Supervisor II - Fiscal Services
1			0	Budget Systems Coordinator (b)
0			1	Senior Financial Analyst (b)
2			2	Total Positions

(a) One (1) GF/GP position deleted per Misc. Res. #11104, effective 09/25/10.

(b) One (1) position requested to be reclassified from Budget Systems Coordinator, per FY13 Budget. Recommended

Prepared by Human Resources Dept. 07/01/12.

GENERAL FISCAL SERVICES GROUP			
CP	REC FY 13	TOT FY 13	CHIEF - FISCAL SERVICES
11		11	Gen Fund/Gen Purpose
2		2	Special Revenue
1		1	Proprietary
14		14	Total Positions

GF/GP	SR	PR	REC	FY 13	SPECIAL REVENUE ACCOUNTING
1				1	Supervisor II - Fiscal Services
2	1			3	Accountant III (a)
	1			1	Accountant II (c)
1				1	Accountant I
4	2			6	Total Positions

GF/GP	SR	PR	REC	FY 13	FINANCIAL ANALYSIS & PLANNING - GF/GP
1				1	Supervisor II - Fiscal Services
5				5	Senior Financial Analyst (f)
6				6	Total Positions

GF/GP	SR	PR	REC	FY 13	GRANTS AND COMPLIANCE
		1		1	Parks & Rec. Fiscal Coordinator (d,e)
1				1	Grants Compliance Program Coord. (b)
1		1		2	Total Positions

- (a) Includes one (1) SR position funded 50% by the Community Development Block Grant (CDBG) per Misc. Res. #11190, effective 09/30/11.
- (b) Position funded 80% PR by Parks & Recreation and 20% GF/GP
- (c) SR position funded by Workforce Development Grant
- (d) Position shows on Administration page of Salary Pages.
- (e) One (1) position created per Misc. Res. #11104, effective 06/29/12.
- (f) One (1) position requested to be reclassified from Supervisor II - Fiscal Services, per FY13 Budget. Recommended

Prepared by Human Resources Dept. 07/01/12.

ENTERPRISE FISCAL SERVICES GROUP			
CP	REC FY 13	TOT FY 13	CHIEF - FISCAL SERVICES
16		16	Gen Fund/Gen Purpose
6		6	Special Revenue
22		22	Proprietary
			Total Positions

GF/GP	SR	PR	REC	FY 13	INFORMATION TECHNOLOGY
1				1	Supervisor II - Fiscal Services
2				2	Senior Financial Analyst (d,f)
1				1	Accountant II
2				2	Account Clerk II
6				6	Total Positions

GF/GP	SR	PR	REC	FY 13	FACILITIES
2				2	Accountant III (g)
2				2	Account Clerk II (a)
4				4	Total Positions

GF/GP	SR	PR	REC	FY 13	PARKS & RECREATION
		1		1	Supervisor II - Fiscal Services
		2		2	Account Clerk II (b)
		1		1	Account Clerk I
		4		4	Total Positions

GF/GP	SR	PR	REC	FY 13	DRAIN
1				1	Supervisor II-Fiscal Services
2				2	Accountant III
1				1	Senior Financial Analyst (e)
		1		1	Accountant II (c)
2		1		3	Account Clerk II (a,c)
6		2		8	Total Positions

- (a) Includes one (1) PTE 1,248 hrs/yr position.
 (b) Includes one (1) FTNE 2,000 hrs/yr position.
 (c) PR position funded by Water/Sewer Enterprise Fund.
 (d) Position upwardly reclassified from Financial Analyst II, per Misc. Res. #11104, effective 10/01/11.
 (e) Position laterally reclassified from Financial Analyst III, per Misc. Res. #11104, effective 10/01/11.
 (f) Includes one (1) position downwardly reclassified from Supervisor I, per Misc. Res. #11104, effective 09/25/10.
 (g) Includes one (1) position downwardly reclassified from Supervisor I, per Misc. Res. #11104, effective 03/12/11.

Prepared by Human Resources Dept. 07/01/12.

REIMBURSEMENT (a)			
CP	REC FY 13	TOT FY 13	CHIEF FISCAL SERVICES
35		35	Gen Fund/Gen Purpose
			Special Revenue
35		35	Total Positions

GF/GP	SR	REC	FY 13	REIMBURSEMENT ADMINISTRATION
1			1	Chief - Fiscal Services
1			1	Reimbursement Accounts Specialist
1			1	Technical Assistant
3			3	Total Positions

GF/GP	SR	REC	FY 13	CIRCUIT COURT ACCOUNTS
1			1	Supervisor I - Fiscal Services
5			5	Collection Specialist
6			6	Collection Clerk II
1			1	Collection Clerk I
4			4	Account Clerk I (c)
1			1	General Clerical (b)
1			1	Student
19			19	Total Positions

GF/GP	SR	REC	FY 13	PROBATE COURT ACCOUNTS
1			1	Supervisor I - Fiscal Services
3			3	Collection Specialist
5			5	Collection Clerk II (d)
3			3	Collection Clerk I (d)
1			1	Student
13			13	Total Positions

- (a) Positions show under Fiscal Services/Reimbursement on salary pages.
 (b) PTNE 1,000 hrs/yr position.
 (c) Includes one (1) FTNE 2,000 hrs/yr and three (3) PTNE 1,000 hrs/yr positions.
 (d) One (1) position requested to be downwardly reclassified from Collections Clerk II, per FY13 Budget.

Prepared by Human Resources Dept. 07/01/12.

CENTRAL SERVICES DEPARTMENT			
CP	REC FY 13	TOT FY 13	DIRECTOR - CENTRAL SERVICES
19		19	Gen Fund/Gen Purpose
40		40	Proprietary
59		59	Total Positions

ADMINISTRATION			
CP	REC FY 13	TOT FY 13	DIRECTOR - CENTRAL SERVICES
1		1	Gen Fund/Gen Purpose
			Proprietary
1		1	Total Positions

AVIATION & TRANSPORTATION			
CP	REC FY 13	TOT FY 13	MANAGER - AVIATION & TRANSPORTATION
			Gen Fund/Gen Purpose
26		26	Proprietary
26		26	Total Positions

SUPPORT SERVICES			
CP	REC FY 13	TOT FY 13	MANAGER - SUPPORT SERVICES
18		18	Gen Fund/Gen Purpose
14		14	Proprietary
32		32	Total Positions

Prepared by Human Resources Dept. 07/01/12.

CENTRAL SERVICES ADMINISTRATION				
CP	REC FY 13	TOT FY 13	DIRECTOR - CENTRAL SERVICES	
1		1	Gen Fund/Gen Purpose	
			Special Revenue	
1		1	Total Positions	

GF/GP	SR	REC	FY 13	ADMINISTRATION
1			1	Director of Central Services
1			1	Total Positions

Prepared by Human Resources Dept. 07/01/12.

AVIATION & TRANSPORTATION (a)			
CP	REC FY 13	TOT FY 13	MANAGER - AVIATION & TRANSPORTATION
			Gen Fund/Gen Purpose
26		26	Proprietary
26		26	Total Positions

GF/GP	PR	REC	FY 13	ADMINISTRATION
		1		1 Manager - Aviation & Transportation
		1		1 Total Positions

OAKLAND / SOUTHWEST
Manager - Aviation & Transportation (b)

OAKLAND COUNTY INTERNATIONAL AIRPORT

OAKLAND / TROY
Manager - Aviation & Transportation (b)

GF/GP	PR	REC	FY 13	MAINT. & CRASH, FIRE, RESCUE
		1		1 Chief - Airport Maintenance & Operations
		1		1 Airport Maintenance & Rescue Supervisor
		7		7 Airport Maintenance Mechanic II
		4		4 Airport Maintenance Mechanic I
		13		13 Total Positions

GF/GP	PR	REC	FY 13	OPERATIONS
		1		1 Airport Administration Supervisor
		1		1 Airport Rental Agent
		1		1 Account Clerk I
		1		1 Office Assistant II
		8		8 General Helper (c)
		12		12 Total Positions

- (a) All positions show in Administration.
- (b) Non-County position.
- (c) PTNE 1,000 hrs/yr positions.

Prepared by Human Resources Dept. 07/01/12.

SUPPORT SERVICES			
CP	REC FY 13	TOT FY 13	MANAGER - SUPPORT SERVICES
18		18	Gen Fund/Gen Purpose
			Special Revenue
14		14	Proprietary
32		32	Total Positions

GF/GP	PR	REC	FY 13	ADMINISTRATION
1			1	Manager - Support Services
1			1	Secretary II
2			2	Total Positions

GF/GP	PR	REC	FY 13	LEASED VEHICLE OPERATIONS
	1		1	Garage Supervisor
	1		1	Garage Supervisor - Nights
	3		3	Senior Automobile Mechanic
	3		3	Automobile Mechanic II
	3		3	Automobile Mechanic I (c)
	1		1	Communications Installer II
	1		1	Communications Installer I
	1		1	Garage Services Coordinator
	14		14	Total Positions

GF/GP	PR	REC	FY 13	RECORD RETENTION
1			1	Office Leader
3			3	Office Assistant II
1			1	Clerk
1			1	Clerk II/Delivery Person
1			1	General Clerical (a)
1			1	Student
8			8	Total Positions

GF/GP	PR	REC	FY 13	MAIL ROOM
1			1	Office Supervisor II
1			1	Support Services Equip. Operator
1			1	Mail Services Coordinator
5			5	Clerk II / Delivery Person (b)
8			8	Total Positions

(a) PTNE 1,000 hrs/yr position.

(b) Includes one (1) GF/GP PTNE 1,000 hrs/yr position.

(c) Includes one (1) position created per Misc. Res. #12003, effective 02/01/12.

Prepared by Human Resources Dept. 07/01/12.

FACILITIES MANAGEMENT DEPARTMENT (a)			
CP	REC FY 13	TOT FY 13	DIRECTOR - FACILITIES MGMT.
9		9	Gen Fund/Gen Purpose
178		178	Proprietary
187		187	Total Positions

ADMINISTRATION			
CP	REC FY 13	TOT FY 13	DIRECTOR - FACILITIES MGMT.
2		2	Gen Fund/Gen Purpose
			Proprietary
2		2	Total Positions

FACILITIES MAINTENANCE & OPERATIONS (a)			
CP	REC FY 13	TOT FY 13	MANAGER - FACILITIES MAINT. & OPERATIONS
			Gen Fund/Gen Purpose
172		172	Proprietary
172		172	Total Positions

FACILITIES ENGINEERING			
CP	REC FY 13	TOT FY 13	MANAGER - FACILITIES PLANNING & ENGINEERING
7		7	Gen Fund/Gen Purpose
6		6	Proprietary
13		13	Total Positions

(a) One (1) PR Market Master position deleted, and Oakland County Market transferred to Parks and Recreation Commission, per Misc. Res. #12060, effective 06/02/12.

Prepared by Human Resources Dept. 07/01/12.

FACILITIES MANAGEMENT ADMINISTRATION			
CP	REC FY 13	TOT FY 13	DIRECTOR - FACILITIES MANAGEMENT
2		2	Gen Fund/Gen Purpose
			Proprietary
2		2	Total Positions

GF/GP	SR	REC	FY 13	ADMINISTRATION
1			1	Director - Facilities Management
1			1	Property Management Specialist (a)
2			2	Total Positions

(a) PTNE 1,000 hrs/yr position.

Prepared by Human Resources Dept. 07/01/12.

FACILITIES MAINTENANCE & OPERATIONS			
CP	REC FY 13	TOT FY 13	MANAGER - FACILITIES MAINT. & OPERATIONS
			Gen Fund/Gen Purpose
172		172	Proprietary
172		172	Total Positions

GF/GP	PR	REC	FY 13	ADMINISTRATION
	1		1	Manager - Facilities Maint. & Oper.
	1		1	Chief - Fire & Security (d)
	1		1	Facilities Management Specialist
	1		1	Facilities Contract Specialist (e)
	4		4	Total Positions

GF/GP	PR	REC	FY 13	ADMINISTRATIVE SERVICES (a)
	1		1	Supervisor - F.M. & O. Admin. Svcs.
	1		1	Central Employee Records Coord
	1		1	Secretary II
	1		1	F.M. & O. Purchasing Clerk
	1		1	Safety Dispatcher
	1		1	Office Assistant II
	1		1	Student
	7		7	Total Positions

GF/GP	PR	REC	FY 13	GROUNDS MAINTENANCE
	1		1	Chief - Landscape Services
	1		1	Automobile Mechanic II (d)
	2		2	Groundskeeper Crew Chief
	1		1	Groundskeeper Specialist/Irrigation
	2		2	Groundskeeper Specialist
	5		5	Groundskeeper II
	17		17	General Helper (c)
	29		29	Total Positions

GF/GP	PR	REC	FY 13	BUILDING SAFETY
	4		4	Shift Supervisor - Building Safety (g)
	3		3	Alarm Technician
	1		1	Locksmith
	6		6	Safety Dispatcher
	6		6	Building Safety Attendant
	2		2	General Helper (c)
	22		22	Total Positions

GF/GP	PR	REC	FY 13	FACILITIES MAINTENANCE (b)
	1		1	Chief - Facilities Maintenance & Oper.
	6		6	Maintenance Supervisor II
	1		1	Maintenance Planner II
	3		3	Skilled Maintenance Mechanic III
	23		23	Skilled Maintenance Mechanic II
	3		3	Painter II
	3		3	General Maintenance Mechanic
	40		40	Total Positions

GF/GP	PR	REC	FY 13	BUILDINGS CUSTODIAL
	1		1	Chief - Custodial Services
	1		1	Custodial Work Supervisor III
	2		2	Custodial Work Supervisor II
	5		5	Mobile Unit Custodial Worker
	1		1	Custodial Worker III
	42		42	Custodial Worker II
	52		52	Total Positions

GF/GP	PR	REC	FY 13	ARCHITECTURAL MAINTENANCE (b)
	1		1	Maintenance Supervisor II
	1		1	Skilled Maintenance Mechanic III
	2		2	Skilled Maintenance Mechanic II
	2		2	Skilled Maintenance Mechanic I
	3		3	Painter II
	1		1	Central Stock Attendant
	1		1	Maintenance Laborer
	11		11	Total Positions

GF/GP	PR	REC	FY 13	BUILDINGS HEATING
	1		1	Chief - Heating Plant
	1		1	Boiler Mechanic
	4		4	Boiler Operator
	1		1	Skilled Maintenance Mechanic II
	7		7	Total Positions

GF/GP	PR	REC	FY 13	PONTIAC MARKET (h)
	0		0	Market Master (f)
	0		0	Total Positions

- (a) Positions show under Administration in salaries pages.
- (b) Positions show under Buildings Maintenance in salaries pages.
- (c) Includes one (1) position assigned to South Health Division office.
- (d) Position shows under Building Safety in Salaries pages.
- (e) PTNE 500 hrs/yr position. Position shows under Building Maintenance in Salaries pages.
- (f) PTE, 1,560 hrs/yr position.
- (g) Includes one (1) PTNE 1,000 hrs/yr position.
- (h) Market Master position deleted and Pontiac (Oakland County) Market transferred to Parks and Recreation Commission, per Misc. Res. #12060, effective 06/02/12.

FACILITIES ENGINEERING (a)			
CP	REC FY 13	TOT FY 13	MANAGER - FACILITIES PLANNING & ENGINEERING
7		7	Gen Fund/Gen Purpose
6		6	Proprietary
13		13	Total Positions

GF/GP	SR	REC	FY 13	ADMINISTRATION
1			1	Manager - Facilities Engineering
1			1	Secretary II
2			2	Total Positions

GF/GP	PR	REC	FY 13	FACILITIES PLANNING & ENGINEERING
	1		1	Supervisor - Facilities Planning & Engineering
1	1		2	Facilities Engineer III
1			1	Facilities Project Coordinator
	2		2	Architectural Engineer II
2			2	Facilities Engineer II
	1		1	Facilities Planner
1			1	Construction Planner
	1		1	Engineering Technician
5	6		11	Total Positions

(a) All positions show in Facilities Engineering/Administration Unit on salaries pages.

Prepared by Human Resources Dept. 07/01/12.

HUMAN RESOURCES DEPARTMENT			
CP	REC FY 13	TOT FY 13	DIRECTOR OF HUMAN RESOURCES
29		28	Gen Fund/Gen Purpose
18		18	Proprietary
47		46	Total Positions

ADMINISTRATION			
CP	REC FY 13	TOT FY 13	DIRECTOR OF HUMAN RESOURCES
6		6	Gen Fund/Gen Purpose
			Proprietary
6		6	Total Positions

HUMAN RESOURCES - WORKFORCE MANAGEMENT DIVISION (a)			
CP	REC FY 13	TOT FY 13	MANAGER - HUMAN RESOURCES
21		20	Gen Fund/Gen Purpose
			Proprietary
21		20	Total Positions

HUMAN RESOURCES - BENEFITS ADMINISTRATION DIVISION			
CP	REC FY 13	TOT FY 13	MANAGER - HUMAN RESOURCES
2		2	Gen Fund/Gen Purpose
18		18	Proprietary
20		20	Total Positions

(a) One (1) GF/GP PTNE 1,000 hrs/yr position deleted, effective 10/01/12, per FY12 Budget.

Prepared by Human Resources Dept. 07/01/12.

HUMAN RESOURCES ADMINISTRATION			
CP	REC FY 13	TOT FY 13	DIRECTOR OF HUMAN RESOURCES
6		6	Gen Fund/Gen Purpose
			Proprietary
6		6	Total Positions

GF/GP	PR	REC	FY 13	ADMINISTRATION
1			1	Director of Human Resources
1			1	Deputy Director of Human Resources
2			2	Total Positions

GF/GP	PR	REC	FY 13	LABOR RELATIONS/ EEO
1			1	Supervisor - Human Resources
1			1	Labor Relations Specialist
1			1	Human Resources Analyst II
1			1	Secretary II
4			4	Total Positions

Prepared by Human Resources Dept. 07/01/12.

HUMAN RESOURCES - WORKFORCE MANAGEMENT DIVISION			
CP	REC FY 13	TOT FY 13	MANAGER - HUMAN RESOURCES
21		20	Gen Fund/Gen Purpose
			Special Revenue
21		20	Total Positions

GF/GP	PR	REC	FY 13	HUMAN RESOURCES- WORKFORCE PLANNING ADMINISTRATION
1			1	Manager - Human Resources
1			1	Total Positions

GF/GP	PR	REC	FY 13	HUMAN RESOURCES - RECRUITMENT & WORKFORCE PLANNING UNIT
1			1	Supervisor - Human Resources
3			3	Human Resources Analyst III (c)
6			6	Human Resources Analyst II
1			1	Central Employee Records Coordinator
2			2	Office Assistant II (a)
1			1	College Intern (b)
14			14	Total Positions

GF/GP	PR	REC	FY 13	EMPLOYEE RECORDS & HRIS
1			1	Supervisor - Human Resources
2			2	Central Employee Records Coordinator (a)
2			2	Employee Records Specialist
1			0	Clerk (b,d)
6			5	Total Positions

- (a) Includes one (1) FTNE 2,000 hrs/yr position.
- (b) PTNE 1,000 hrs/yr position.
- (c) One (1) position approved to be deleted, effective 10/01/12, per FY11 Budget.
Position approved to be continued per FY12 Budget.
- (d) One (1) GF/GP PTNE 1,000 hrs/yr position deleted, effective 10/01/12, per FY12 Budget.

Prepared by Human Resources Dept. 07/01/12.

HUMAN RESOURCES - BENEFITS ADMINISTRATION DIVISION			
CP	REC FY 13	TOT FY 13	MANAGER - HUMAN RESOURCES
2		2	Gen Fund/Gen Purpose
18		18	Proprietary
20		20	Total Positions

GF/GP	PR	REC	FY 13	BENEFITS ADMINISTRATION UNIT
1			1	Manager - Human Resources
1			1	Office Assistant II - PTNE (b)
2			2	Total Positions

GF/GP	PR	REC	FY 13	TRAINING & DEVELOPMENT (a)
	1		1	Supervisor - Training & Development
	1		1	Human Resources Analyst III
	2		2	Human Resources Analyst II
	1		1	Wellness Coordinator
	1		1	Office Assistant II
	1		1	Office Assistant I (b)
	7		7	Total Positions

GF/GP	PR	REC	FY 13	RETIREMENT ADMINISTRATION (a)
	1		1	Retirement Administrator
	1		1	Human Resources Analyst III
	1		1	Supervisor - Administrative Services
	3		3	Retirement Specialist
	6		6	Total Positions

GF/GP	PR	REC	FY 13	EMPLOYEE BENEFITS (a)
	1		1	Supervisor - Employee Benefits
	1		1	Human Resources Analyst III
	3		3	Employee Benefits Specialist (c)
	5		5	Total Positions

(a) Positions funded by Fringe Benefit Fund.

(b) PTNE 1,000 hrs/yr position.

(c) Includes one (1) PTNE 1,000 hrs/yr position.

Prepared by Human Resources Dept. 07/01/12.

HEALTH & HUMAN SERVICES			
CP	REC FY 13	TOT FY 13	DIRECTOR - HEALTH & HUMAN SERVICES
481	(1)	480	Gen Fund/Gen Purpose
99		95	Special Revenue
			Proprietary
580	(1)	575	Total Positions

HEALTH & HUMAN SERVICES ADMINISTRATION			
CP	REC FY 13	TOT FY 13	DIRECTOR - HEALTH & HUMAN SERVICES
1		1	Gen Fund/Gen Purpose
			Special Revenue
1		1	Total Positions

HEALTH DIVISION (a,b)			
CP	REC FY 13	TOT FY 13	MANAGER - HEALTH DIVISION
278	(1)	276	Gen Fund/Gen Purpose
93		93	Special Revenue
371	(1)	369	Total Positions

CHILDREN'S VILLAGE (b)			
CP	REC FY 13	TOT FY 13	MANAGER - CHILDREN'S VILLAGE
192		193	Gen Fund/Gen Purpose
			Special Revenue
192		193	Total Positions

HOMELAND SECURITY (a)			
CP	REC FY 13	TOT FY 13	MANAGER - HOMELAND SECURITY
10		10	Gen Fund/Gen Purpose
6		2	Special Revenue
16		12	Total Positions

(a) Four (4) positions deleted, effective 09/30/12, per Misc. Res. #12156.

(b) One (1) GF/GP FTE position requested to be transferred from Health Division to Children's Village, per FY13 Budget. Recommended

HEALTH & HUMAN SERVICES ADMINISTRATION			
CP	REC FY 13	TOT FY 13	DIRECTOR - HEALTH & HUMAN SERVICES
1		1	Gen Fund/Gen Purpose
			Special Revenue
1		1	Total Positions

GF/GP	SR	REC	FY 13	ADMINISTRATION
1			1	Director - Health & Human Services
1			1	Total Positions

Prepared by Human Resources Dept. 07/01/12.

HEALTH			
CP	REC FY 13	TOT FY 13	MANAGER - HEALTH DIVISION
278	(1)	276	Gen Fund/Gen Purpose
93		93	Special Revenue
371	(1)	369	Total Positions

GF/GP	SR	REC	FY 13	HEALTH ADMINISTRATION
1			1	Manager - Health Division
1			1	Sr. Public Health Sanitarian
1			1	Executive Secretary (a)
1			1	Secretary II
1			1	Secretary I
5			5	Total Positions

HEALTH ADMINISTRATIVE SERVICES			
CP	REC FY 13	TOT FY 13	ADMINISTRATOR - PH ADMINISTRATIVE SERVICES
69	(1)	68	Gen Fund/Gen Purpose
5		5	Special Revenue
74	(1)	73	Total Positions

PERSONAL & PREVENTIVE HEALTH SERVICES			
CP	REC FY 13	TOT FY 13	ADMINISTRATOR - PERSONAL & PREVENTIVE HEALTH SERVICES
113		113	Gen Fund/Gen Purpose
26		26	Special Revenue
139		139	Total Positions

COMMUNITY HEALTH PROMOTION & INTERVENTION SERVICES			
CP	REC FY 13	TOT FY 13	ADMINISTRATOR - COMMUNITY HEALTH PROMOTION & INTERVENTION SVCS.
18	1	18	Gen Fund/Gen Purpose
50		50	Special Revenue
68	1	68	Total Positions

ENVIRONMENTAL HEALTH SERVICES			
CP	REC FY 13	TOT FY 13	ADMINISTRATOR - ENVIRONMENTAL HEALTH SVCS.
60		60	Gen Fund/Gen Purpose
			Special Revenue
60		60	Total Positions

COMMUNICABLE DISEASE (b)			
CP	REC FY 13	TOT FY 13	CHIEF - HEALTH DIVISION MEDICAL SERVICES
13		12	Gen Fund/Gen Purpose
12		12	Special Revenue
25		24	Total Positions

(a) Position recommended to be laterally reclassified from Secretary III, per FY13 Budget.

(b) One (1) GF/GP FTE position requested to be transferred to Children's Village, per FY13 Budget. Recommended.

Prepared by Human Resources Dept. 07/01/12.

HEALTH ADMINISTRATIVE SERVICES			
CP	REC FY 13	TOT FY 13	ADMINISTRATOR - PH ADMINISTRATIVE SERVICES
69	(1)	68	Gen Fund/Gen Purpose
5			Special Revenue
74	(1)	73	Total Positions

GF/GP	SR	REC	FY 13	ADMINISTRATIVE SERVICES (a, b)
1			1	Administrator - Public Health Administrative Services
1			1	Chief - Public Health Administrative Services
1			1	Public Health Nursing Supervisor
	1		1	PH Emergency Preparedness Specialist
	1		1	Health Program Coordinator
	1		1	Public Health Educator III
5	1		6	Public Health Nurse III (c,d)
1			1	Technical Assistant
	1		1	Office Assistant II
9	5		14	Total Positions

GF/GP	SR	REC	FY 13	CENTRAL SUPPORT
3			3	Supervisor - Health Central Support Services
5			5	Office Supervisor I
35			35	Office Assistant II
5			5	Student
48			48	Total Positions

GF/GP	SR	REC	FY 13	PLANNING & EVALUATION (a)
1			1	Supervisor - Planning & Evaluation
2			2	User Support Specialist II
1			1	Senior Public Health Sanitarian
1			1	Storekeeper III
1			1	Clerk II/ Delivery Person
6			6	Total Positions

GF/GP	SR	REC	FY 13	DENTAL CLINIC
1			1	Public Health Clinical Dentist (e)
1			1	Dental Hygienist
1			1	Account Clerk II
1		(1)	0	Dental Clinic Assistant II
4		(1)	3	Total Positions

GF/GP	SR	REC	FY 13	CENTRAL HEALTH SERVICES
1			1	Central Employee Records Coordinator
1			1	Employee Records Specialist
2			2	Total Positions

- (a) Position(s) shown under Administration unit on salaries pages.
- (b) SR positions funded by Emergency Preparedness portion of CPBC (Comprehensive Planning Budgeting & Contracting) Grant.
- (c) SR position funded by the Community Readiness Initiative Grant.
- (d) One (1) GF/GP position transferred from Field Nursing.
- (e) Position requested to be changed from FTNE 2,000 hrs/yr to PTNE 1,000 hrs/yr, per FY13 Budget. Recommended.

PERSONAL & PREVENTIVE HEALTH SERVICES			
CP	REC FY 13	TOT FY 13	ADMINISTRATOR - PERSONAL & PREVENTIVE HEALTH SERVICES
113		113	Gen Fund/Gen Purpose
26		26	Special Revenue
139		139	Total Positions

GF/GP	SR	REC	FY 13	ADMINISTRATION
	1		1	Administrator - P&PH Services
	1		1	Administrative Assistant - P&PH Services
	1		1	Chief - Public Health Clinical & Special Programs
	1		1	Chief - Public Health Field Nursing
		1	1	Office Leader
4	1		5	Total Positions

PUBLIC HEALTH FIELD NURSING			
CP	REC FY 13	TOT FY 13	CHIEF - PUBLIC HEALTH FIELD NURSING
77		77	Gen Fund/Gen Purpose
9		9	Special Revenue
86		86	Total Positions

PUBLIC HEALTH CLINICAL & SPECIAL PROGRAMS			
CP	REC FY 13	TOT FY 13	CHIEF - PH CLINIC. & SPECIAL PROGRAMS
32		32	Gen Fund/Gen Purpose
16		16	Special Revenue
48		48	Total Positions

Prepared by Human Resources Dept. 07/01/12.

PUBLIC HEALTH FIELD NURSING			
CP	REC FY 13	TOT FY 13	CHIEF - PUBLIC HEALTH FIELD NURSING
77		77	Gen Fund/Gen Purpose
9		9	Special Revenue
86		86	Total Positions

GF/GP	SR	REC	FY 13	PUBLIC HEALTH FIELD NURSING
4			4	Public Health Nursing Supervisor (h)
1			1	Health Program Coordinator
47	2		49	Public Health Nurse III (d,f,g)
1			1	Public Health Nurse II
2			2	Office Assistant II (a)
55	2		57	Total Positions

GF/GP	SR	REC	FY 13	CHILDREN'S SPEC. HLTH CARE SVCS. (e)
	1		1	Public Health Nursing Supervisor
	1		1	Public Health Nurse II (a)
	2		2	Auxiliary Health Worker (c)
	1		1	Office Assistant II
	1		1	Office Assistant I
	1		1	Student
	7		7	Total Positions

GF/GP	SR	REC	FY 13	HEARING & VISION SCREENING
1			1	Health Program Coordinator
2			2	Hearing/Vision Technician Supervisor (a)
19			19	Public Health Technician (b)
22			22	Total Positions

- (a) Includes one (1) 1,000 hrs/yr PTNE position.
- (b) Includes fifteen (15) PTNE 1,000 hrs/yr positions, two (2) FTNE 2,000 hrs/yr positions and two (2) PTE 1,500 hrs/yr positions.
- (c) Includes one (1) PTNE 897 hrs/yr position.
- (d) Includes four (4) GF/GP positions funded by CPBC/NFP Grant, two (2) 1,000 hrs/yr PTNE, and two (2) FTNE 2,000 hrs/yr positions.
- (e) Positions funded through CPC Grant - Maternal & Child Health / Jobs Bill Grant.
- (f) Includes one (1) SR position (#1060236-09552) funded by CPBC Grant (Reach Program).
- (g) Four (4) GF/GP positions (#00765, 02008, 02727, and 03183) charged to Zero to Three Secondary Prevention Program, per Misc. Res. #10137.
- (h) One (1) position transferred to General Clinic.

Prepared by Human Resources Dept. 07/01/12.

PUBLIC HEALTH CLINICAL & SPECIAL PROGRAMS			
CP	REC FY 13	TOT FY 13	CHIEF - PUBLIC HEALTH CLINIC & SPECIAL PROGRAMS
32		32	Gen Fund/Gen Purpose
16		16	Special Revenue
48		48	Total Positions

GF/GP	SR	REC	FY 13	GENERAL CLINIC
4			4	Public Health Nursing Supervisor (b,i)
27	1		28	Public Health Nurse III (h)
1			1	Public Health Nurse II (a)
32	1		33	Total Positions

GF/GP	SR	REC	FY 13	CLINIC - VACCINE FOR CHILDREN (f)
	2		2	Vaccine Supply Clerk
	2		2	Total Positions

GF/GP	SR	REC	FY 13	INFANT HEALTH PROMOTION
	1		1	Health Program Coordinator
	2		2	Public Health Nurse III
	1		1	Public Health Nutritionist III
	1		1	Public Health Nutritionist II
	1		1	Office Assistant II (e)
	6		6	Total Positions

GF/GP	SR	REC	FY 13	IMMUNIZATION ACTION PLAN (g)
	1		1	Health Program Coordinator
	3		3	Public Health Nurse III (c)
	2		2	Office Assistant II
	1		1	Clerk
	7		7	Total Positions

- (a) PTE position.
- (b) Includes one (1) position transferred from Field Nursing, per Human Resources Department, effective 04/24/10
- (c) Includes one (1) PTNE 1,000 hrs/yr position.
- (d) Positions funded through Infant CPBC Grant.
- (e) Position (#1060291-05135) funded by Childhood Lead Poisoning Prevention Grant - frozen. To remain vacant pending program funding.
- (f) Funded by CPBC Grant - Vaccines for Children.
- (g) Funded by CPBC Grant.
- (h) Includes one (1) PTNE 1,500 hrs/yr SR position (#10902) funded by CPBC Grant for adolescent STD screening, and one (1) PTNE 1,150 hrs/yr position.
- (i) One (1) position transferred from Field Nursing.

Prepared by Human Resources Dept. 07/01/12.

COMMUNITY HEALTH PROMOTION & INTERVENTION SERVICES (CHPIS)			
CP	REC FY 13	TOT FY 13	ADMINISTRATOR - COMMUNITY HEALTH PROMOTION & INTERVENTION SERVICES
18		18	Gen Fund/Gen Purpose
50		50	Special Revenue
68		68	Total Positions

GF/GP	SR	REC	FY 13	ADMINISTRATION (a)
1			1	Administrator - CHPIS
1			1	Administrative Assistant - CHPIS
2			2	Total Positions

EDUCATION SERVICES			
CP	REC FY 13	TOT FY 13	PUBLIC HEALTH EDUCATION SUPERVISOR
8		8	Gen Fund/Gen Purpose
3		3	Special Revenue
11		11	Total Positions

GF/GP	SR	REC	FY 13	PUBLIC HEALTH EDUCATION (a)
1			1	Public Health Educator Supervisor
3	2		5	Public Health Educator III (c,k)
1			1	Graphic Artist
1			1	Auxiliary Health Worker (g)
6	2		8	Total Positions

GF/GP	SR	REC	FY 13	SCHOOL HEALTH EDUCATION (a)
1	1		2	Public Health Educator III (c, f)
1			1	Auxiliary Health Worker
2	1		3	Total Positions

GF/GP	SR	REC	FY 13	SUBSTANCE ABUSE CONTROL
1			1	Chief-Substance Abuse Services
	1		1	Treatment Services Supervisor (c)
	2		2	Public Health Nurse III (c)
	9		9	Substance Abuse Program Analyst (d)
	1		1	Substance Abuse Prevention Coordinator (c)
1			1	Health Contract Compliance Analyst
	1		1	Technical Assistant (j)
	1		1	Auxiliary Health Worker (i)
1			1	Office Supervisor I
	2		2	Account Clerk II (c)
	3		3	Office Assistant II (h)
3	20		23	Total Positions

GF/GP	SR	REC	FY 13	W.I.C. PROGRAM (e)
	1		1	Public Health Nutrition Supervisor
	1		1	Public Health Nutritionist III
	5		5	Public Health Nutritionist II
	1		1	Public Health Nutritionist I
	3		3	Dietetic Technician
	1		1	Office Supervisor II
	1		1	Office Supervisor I
	8		8	Auxiliary Health Worker
	4		4	Office Assistant II
	1		1	Office Assistant I
	26		26	Total Positions

GF/GP	SR	REC	FY 13	COMMUNITY NUTRITION (a)
1			1	Public Health Nutrition Supervisor
3			3	Public Health Nutritionist III
	1		1	Public Health Nutritionist II (b)
1			1	Auxiliary Health Worker
5	1		6	Total Positions

- (a) Positions shown in CHPIS Unit on salaries pages.
- (b) Includes one (1) SR position funded by CPBC.
- (c) SR position(s) funded through Substance Abuse Grant.
- (d) Includes seven (7) positions funded by Substance Abuse Grant and two (2) positions funded by Medicare/CMH.
- (e) Positions funded through Comprehensive Planning and Budgeting Contract (CPBC) Program - WIC Grant.
- (f) Includes one (1) SR PTNE 1,000 hrs/yr position.
- (g) Includes one (1) PTNE 1,000 hrs/yr position.
- (h) Includes one (1) position funded by Substance Abuse Grant and two (2) positions funded by Medicaid/CMH.
- (i) Includes one (1) PTNE 1,000 hrs/yr position funded by Pregnancy Prevention Program Grant.
- (j) Position funded by Medicaid/CMH.
- (k) Salaries of one (1) GF/GP position (#02157) partially offset by Building Healthy Communities Planning Grant, through 09/30/11.

COMMUNICABLE DISEASES			
CP	REC FY 13	TOT FY 13	CHIEF - HEALTH DIVISION MEDICAL SERVICES
13		12	Gen Fund/Gen Purpose
12		12	Special Revenue
25		24	Total Positions

GF/GP	SR	REC	FY 13	MEDICAL SERVICES (a)
1			1	Chief - Health Div. Medical Services
1			1	Total Positions

GF/GP	SR	REC	FY 13	EPIDEMIOLOGY
2			2	Epidemiologist (a)
1			1	Public Health Nurse III
3			3	Total Positions

GF/GP	SR	REC	FY 13	VENEREAL DISEASE CONTROL
1			1	Medical Technologist
1			1	Office Assistant II
2			2	Total Positions

GF/GP	SR	REC	FY 13	LABORATORY
1			1	Laboratory Supervisor
2	1		3	Medical Technologist (f)
1			1	Health Laboratory Clerk
4	1		5	Total Positions

GF/GP	SR	REC	FY 13	X-RAY
2			1	Radiologic Technologist (g)
1			1	Office Assistant II (b)
3			2	Total Positions

GF/GP	SR	REC	FY 13	AIDS
	1		1	Health Program Coordinator (c)
	4		4	Public Health Nurse III (c)
	1		1	Public Health Nurse II (d)
	3		3	Office Assistant II (c)
	9		9	Total Positions

GF/GP	SR	REC	FY 13	T.B. CONTROL
	1		1	Public Health Nurse III (e)
	1		1	Auxiliary Health Worker
	2		2	Total Positions

- (a) Position(s) shown under Administration unit on salaries pages.
- (b) Position paid from Cigarette Tax revenue.
- (c) Positions funded by CPBC/AIDS Counseling & Testing Program Grant.
- (d) Position funded by CPBC/HIV Testing Grant.
- (e) Position funded by CPBC Grant - TB Outreach Grant.
- (f) One (1) SR position funded by Emergency Preparedness portion of CPBC Grant.
- (g) One (1) GF/GP position requested to be transferred to Children's Village, per FY13 Budget. Recommended.

Prepared by Human Resources Dept. 07/01/12.

ENVIRONMENTAL HEALTH SERVICES (a)			
CP	REC FY 13	TOT FY 13	ADMINISTRATOR - ENVIRONMENTAL HEALTH SERVICES
60		60	Gen Fund/Gen Purpose
			Special Revenue
60		60	Total Positions

GF/GP	SR	REC	FY 13	ADMIN. - ENVIRONMENTAL HEALTH SERVICES
1			1	Administrator - Environmental Health Services
1			1	Administrative Assistant - Environmental Health Services
1			1	Chief - Environmental Health Special Programs
1			1	Chief - Environmental Health Activities
4			4	Total Positions

LAND, WATER & TECHNOLOGY				
GF/GP	SR	REC	FY 13	CHIEF - ENVIRONMENTAL HEALTH SPECIAL PROGS.
3			3	Public Health Sanitarian Supervisor
13			13	Senior Public Health Sanitarian
9			9	Public Health Sanitarian (b)
25			25	Total Positions

FOOD, SHELTER & PREVENTION				
GF/GP	SR	REC	FY 13	CHIEF - ENVIRONMENTAL HEALTH ACTIVITIES
4			4	Public Health Sanitarian Supervisor
11			11	Senior Public Health Sanitarian (c,d)
8			8	Public Health Sanitarian
8			8	Public Health Sanitarian Technician
31			31	Total Positions

- (a) All positions show in Environmental Health unit on salaries pages.
 (b) Includes one (1) GF/GP position funded from Cigarette Tax Revenue.
 (c) Includes one (1) GF/GP position funded through Non-Community Water Supply Reimbursement Agreement.
 (d) Includes one (1) PTNE 1,000 hrs/yr position.

Prepared by Human Resources Dept. 07/01/12.

CHILDREN'S VILLAGE (a)			
CP	REC FY 13	TOT FY 13	MANAGER - CHILDREN'S VILLAGE
192		193	Gen Fund/Gen Purpose
			Special Revenue
192		193	Total Positions

GF/GP	SR	REC	FY 13	ADMINISTRATION
1			1	Manager - Children's Village
1			1	Staff Psychiatrist (f)
3			3	Administrator - Children's Village
1			1	Telestaff System Coordinator
1			1	Secretary II (l)
5			5	College Intern (h)
12			12	Total Positions

GF/GP	SR	REC	FY 13	OPERATIONS
1			1	Food Service Supervisor
3			3	First Cook
1			1	Second Cook (d)
5			5	Total Positions

GF/GP	SR	REC	FY 13	SPECIAL SERVICES (b)
1			1	Program Nursing Supervisor - CV (j)
1			1	Health Program Coordinator
6			6	General Staff Nurse (k)
0			1	Radiologic Technologist (i)
8			9	Total Positions

GF/GP	SR	REC	FY 13	RESIDENTIAL TREATMENT SERVICES
2			2	Program Supervisor - Children's Village
5			5	Youth Specialist Supervisor
37			37	Youth Specialist II
3			3	Youth Specialist I
47			47	Total Positions

GF/GP	SR	REC	FY 13	INTAKE TREATMENT SERVICES
4			4	Program Supervisor - Children's Village
6			6	Youth Specialist Supervisor
57			57	Youth Specialist II
20			20	Youth Specialist I (g)
87			87	Total Positions

GF/GP	SR	REC	FY 13	ADMINISTRATIVE SERVICES
1			1	Librarian (e)
1			1	Central Employee Records Coordinator
1			1	Children's Village Support Specialist
1			1	Account Clerk II
2			2	Children's Village Intake Clerk
5			5	Office Assistant II (d)
1			1	Office Assistant I
1			1	Student
13			13	Total Positions

GF/GP	SR	REC	FY 13	CLINICAL SERVICES (c)
1			1	Treatment Services Supervisor
6			6	Treatment Services Clinician II
2			2	Treatment Services Clinician I
9			9	Total Positions

GF/GP	SR	REC	FY 13	CASE COORDINATION
1			1	Treatment Services Supervisor
8			8	Children's Village Case Coordinator II
2			2	Children's Village Case Coordinator I
11			11	Total Positions

- (a) All positions show in Administration unit on salaries pages.
 (b) Position(s) receive medical direction from contract physicians.
 (c) Position(s) receive clinical direction from Staff Psychiatrist.
 (d) Includes one (1) FTNE 2,000 hrs/yr position.
 (e) PTNE 1,200 hrs/yr position assigned to the Children's Village School Library.
 (f) PTNE position funded 800 hrs/yr.
 (g) Includes one (1) PTE 1,500 hrs/yr position and twelve (12) PTNE 1,000 hrs/yr positions.
 (h) PTNE 1,000 hrs/yr positions.

- (i) One (1) GF/GP position requested to be transferred from Health/X-Ray, per FY13 Budget. Recommended.
 (j) Position reclassified from Public Health Nursing Supervisor per Misc. Res. #11189, effective 09/10/11.
 (k) One (1) GF/GP position transferred from Health and reclassified from Public Health Nurse III, per Misc. Res. #12014, effective 02/25/12.
 (l) One (1) GF/GP position transferred from Health and reclassified from Office Supervisor I, per Misc. Res. #12014, effective 02/25/12.
 (m) One (1) position transferred from Health per Misc. Res. #12014, effective 02/25/12.

Prepared by Human Resources Dept. 07/01/12.

HOMELAND SECURITY (e)			
CP	REC FY 13	TOT FY 13	MANAGER - HEALTH DIVISION
10		10	Gen Fund/Gen Purpose
6		2	Special Revenue
16		12	Total Positions

GF/GP	SR	REC	FY 13	ADMINISTRATION
1			1	Manager - Homeland Security (a)
1			1	Chief - Emergency Management
1			1	Secretary II (f)
3			3	Total Positions

GF/GP	SR	REC	FY 13	OPERATIONS
1			1	Emergency Management Supervisor
	1		0	Homeland Security UASI Regional SAP (b,g)
1			1	Technical Assistant (c)
1			1	Office Assistant II (d)
1			1	College Intern (c)
4	1		4	Total Positions

GF/GP	SR	REC	FY 13	PLANNING
2			2	Homeland Security Specialist
1			1	Emergency Management Coordinator (c)
	1		0	Homeland Security UASI Regional SAP (f,g)
	1		0	Business Analyst (f,g)
	1		0	Technical Assistant (c,f,g)
	2		2	Homeland Security - Regional SAP (b)
3	5		5	Total Positions

- (a) Position partially reimbursed by the Homeland Security Performance Grant Agreement.
 (b) Positions (#10296, 10520 and 10519) funded by Homeland Security FEMA Grant.
 (c) Includes one (1) GF/GP PTNE 1,000 hrs/yr position.
 (d) Includes one (1) GF/GP PTNE 840 hrs/yr position.
 (e) One (1) Captain position from the Sheriff's Department works on law enforcement issues related to this unit, and one (1) Buyer II position in Management & Budget/ Purchasing works on Regional SAP issues related to this unit.
 (f) Position(s) funded by Homeland Security FEMA Grant.
 (g) Position deleted, per Misc. Res. #12156, effective 09/30/12.

Prepared by Human Resources Dept. 07/01/12.

PUBLIC SERVICES DEPARTMENT			
CP	REC FY 13	TOT FY 13	DIRECTOR OF PUBLIC SERVICES
138		138	Gen Fund/Gen Purpose
16		16	Special Revenue Positions
154		154	Total Positions

PUBLIC SERVICES ADMINISTRATION			
CP	REC FY 13	TOT FY 13	DIRECTOR OF PUBLIC SERVICES
1		1	Gen Fund/Gen Purpose
			Special Revenue Positions
1		1	Total Positions

Circuit Court
Probation (a)

VETERANS' SERVICES			
CP	REC FY 13	TOT FY 13	MANAGER - VETERANS' SERVICES
16		16	Gen Fund/Gen Purpose
			Special Revenue
16		16	Total Positions

COMMUNITY CORRECTIONS			
CP	REC FY 13	TOT FY 13	MANAGER - COMMUNITY CORRECTIONS
44		44	Gen Fund/Gen Purpose
16		16	Special Revenue
60		60	Total Positions

MSU EXTENSION - OAKLAND COUNTY			
CP	REC FY 13	TOT FY 13	DIVISION MANAGER
15		15	Gen Fund/Gen Purpose
			Special Revenue Positions
15		15	Total County Funded Positions

MEDICAL EXAMINER			
CP	REC FY 13	TOT FY 13	MEDICAL EXAMINER
26		26	Gen Fund/Gen Purpose
			Special Revenue
26		26	Total Positions

ANIMAL CONTROL			
CP	REC FY 13	TOT FY 13	MANAGER - ANIMAL CONTROL
36		36	Gen Fund/Gen Purpose
			Special Revenue Positions
36		36	Total Positions

(a) Staffed by State of Michigan/Department of Corrections employees.

Prepared by Human Resources Dept. 07/01/12.

PUBLIC SERVICES ADMINISTRATION			
CP	REC FY 13	TOT FY 13	DIRECTOR OF PUBLIC SERVICES
1		1	Gen Fund/Gen Purpose
			Special Revenue
1		1	Total Positions

GF/GP	SR	REC	FY 13	ADMINISTRATION
1			1	Director of Public Services
1			1	Total Positions

Prepared by Human Resources Dept. 07/01/12.

VETERANS' SERVICES (a)			
CP	REC FY 13	TOT FY 13	MANAGER - VETERANS' SERVICES
16		16	Gen Fund/Gen Purpose
			Special Revenue
16		16	Total Positions

GF/GP	SR	FY 13	ADMINISTRATION
1		1	Manager - Veterans' Services
1		1	Secretary II
1		1	Technical Assistant
3		3	Total Positions

GF/GP	SR	REC	FY 13	PONTIAC COUNSELING
1			1	Veterans' Benefits Counselor Supv.
1			1	Veterans' Benefits Counselor III
4			4	Veterans' Benefits Counselor II
1			1	Office Assistant II
7			7	Total Positions

FY 13	SOLDIERS' RELIEF COMM. (b)
1	Chairperson
1	Vice-Chairperson
1	Secretary
3	Total Positions

GF/GP	SR	REC	FY 13	JOBS, OPER. & TRANSPORT.
1			1	Client Transporter
1			1	Total Positions

GF/GP	SR	REC	FY 13	TROY COUNSELING
1			1	Veterans' Benefits Counselor Supv.
1			1	Veterans' Benefits Counselor III
2			2	Veterans' Benefits Counselor II
1			1	Office Assistant II
5			5	Total Positions

(a) All positions show in Administration Unit on salaries pages.

(b) Non-funded positions. Members appointed by Probate Court Judges & receive per diem plus mileage only.

Prepared by Human Resources Dept. 07/01/12.

COMMUNITY CORRECTIONS			
CP	REC FY 13	TOT FY 13	MANAGER - COMMUNITY CORRECTIONS
44		44	Gen Fund/Gen Purpose
16		16	Special Revenue
60		60	Total Positions

GF/GP	SR	REC	FY 13	ADMINISTRATION
1			1	Manager - Community Corrections
1			1	Chief - Community Corrections Field Operations
	1		1	Community Corrections Specialist III (a)
1			1	Supervisor Community Corrections Admin Services
	1		1	Community Corrections Support Specialist (b,h)
1			1	Office Assistant II (f)
1			1	College Intern (e,i)
5	2		7	Total Positions

GF/GP	SR	REC	FY 13	PRETRIAL SERVICES
2			2	Supervisor - Community Corrections
3			3	Community Corrections Specialist III
7	6		13	Community Corrections Specialist II (c)
1			1	Community Corrections Specialist I (e)
1			1	Office Assistant II
14	6		20	Total Positions

GF/GP	SR	REC	FY 13	COURT COMMUNITY SERVICE
1			1	Supervisor - Community Corrections
3			3	Community Corrections Specialist III
2			2	Community Corrections Specialist II
6			6	Community Corrections Specialist I (d)
12			12	Total Positions

GF/GP	SR	REC	FY 13	RESULTS
1			1	Supervisor - Community Corrections
5			5	Community Corrections Specialist II
1			1	College Intern (e,i)
7			7	Total Positions

GF/GP	SR	REC	FY 13	STEP FORWARD
	1		1	Supervisor - Community Corrections (b)
2			2	Community Corrections Specialist III
1	5		6	Community Corrections Specialist II (g)
1	1		2	Community Corrections Specialist I (a,j)
1	1		2	Office Assistant II (a)
1			1	Clerk (e, f)
6	8		14	Total Positions

- (a) Includes one (1) SR position funded by State Office of Community Corrections.
 (b) Position 50% funded by State Office of Community Corrections and 50% GF/GP funded.
 (c) SR positions funded by State Office of Community Corrections.
 (d) Includes three (3) GF/GP FTNE 2,000 hrs/yr positions, one (1) GF/GP PTNE 500 hrs/yr position and two (2) PTNE 1,000 hrs/yr positions.
 (e) PTNE 1,000 hrs/yr position.
 (f) Position shows in Pretrial Services on salaries pages.
 (g) Includes five (5) SR funded by State Office of Community Corrections.
 (h) Position shows in the Court Community Service unit on salaries pages.
 (i) Positions shown in Community Corrections Step Forward on salaries pages.
 (j) Includes one (1) SR PTNE 1,000 hrs/yr position transferred from Sheriff, per Misc. Res. #12020, effective 02/01/12.

Prepared by Human Resources Dept. 07/01/12.

MSU EXTENSION - OAKLAND COUNTY			
CP	REC FY 13	TOT FY 13	DIVISION MANAGER
15		15	Gen Fund/Gen Purpose
			Special Revenue
15		15	Total County Funded Positions
25		25	M.S.U. Positions (b)
55		40	Total Positions

GF/GP	SR	REC	MSU	FY 13	ADMINISTRATION
			1		Division Manager
1				1	Supervisor - Administrative Services
1				1	Technical Assistant (e)
1				1	Office Assistant II (c)
2				2	Student
1				1	College Intern (e)
6			1	6	Total Positions

GF/GP	SR	REC	MSU	FY 13	FAMILY & CONSUMER SCIENCE (a)
			3		Extension Educator
1				1	Extension Home Economist - F.P. & F.S.
			9		Nutrition Instructor
1				1	Office Assistant II
2			12	2	Total Positions

GF/GP	SR	REC	MSU	FY 13	GROUNDWATER / COMM. DEV. (a)
			1		Extension Educator
1				1	Office Assistant II (d)
1			1	1	Total Positions

GF/GP	SR	REC	MSU	FY 13	4-H YOUTH DEV. PROGRAMS (a)
			1		Extension Educator - 4-H Youth Dev
			7		Extension Program Assistant
3				3	4-H Youth Dev Program Coord
			2		Extension Professional Aide
1				1	Office Assistant II
			1		Youth Garden & Farm Standard Coord.
1				1	Student
5			11	5	Total Positions

GF/GP	SR	REC	MSU	FY 13	NATURAL SCIENCES
1				1	Environmental Program Coordinator
1				1	Total Positions

(a) Positions show in Administration unit on salaries pages.

(b) M.S.U. positions do not show on salaries pages, and are not funded by the County.

(c) FTNE 2,000 hrs/yr position.

(d) Provides support to other programs.

(e) PTNE 1,000 hrs/yr position.

Prepared by Human Resources Dept. 07/01/12.

MEDICAL EXAMINER			
CP	REC FY 13	TOT FY 13	MEDICAL EXAMINER
26		26	Gen Fund/Gen Purpose
			Special Revenue
26		26	Total Positions

GF/GP	SR	REC	FY 13	MEDICAL EXAMINER
1			1	Chief Forensic Pathologist
1			1	Deputy Chief Forensic Pathologist
3			3	Deputy Forensic Pathologist (c)
1			1	Chief Forensic Toxicologist
1			1	Medical Examiner Administrator
2			2	Forensic Toxicologist
1			1	Medical Examiner Investigator Supervisor
1			1	Autopsy Attendant Supervisor
7			7	Medical Examiner Investigator
3			3	Autopsy Attendant (b)
1			1	MEO Supervisor
1			1	Histology Technician (a)
3			3	MEO Assistant (a)
26			26	Total Positions

- (a) Position(s) funded FTNE 2,000 hrs/yr.
 (b) Includes one (1) position funded FTNE 2,000 hrs/yr.
 (c) Includes one (1) position funded PTNE 1,000 hrs/yr.

Prepared by Human Resources Dept. 07/01/12.

ANIMAL CONTROL			
CP	REC FY 13	TOT FY 13	MANAGER - ANIMAL CONTROL
36		36	Gen Fund/Gen Purpose
			Proprietary
36		36	Total Positions

GF/GP	SR	REC	FY 13	ADMINISTRATION
1			1	Manager - Animal Control
1			1	Animal Control Supervisor
1			1	Animal Control Dispatch Clerk
1			1	Account Clerk I
3			3	Office Assistant I
2			2	Animal Census Leader (c)
1			1	College Intern (d)
10			10	Total Positions

GF/GP	SR	REC	FY 13	ROAD
1			1	Animal Control Supervisor
14			14	Animal Control Officer (e)
1			1	Animal Control Dispatch Clerk
16			16	Total Positions

GF/GP	SR	REC	FY 13	KENNEL
1			1	Veterinarian (a)
1			1	Animal Control Shelter Leader
1			1	Animal Control Officer
1			1	Veterinarian Technician
1			1	Veterinarian Technician Assistant (c)
2			2	Animal Shelter Attendant
3			3	Office Assistant I (b)
10			10	Total Positions

- (a) PTNE 1,500 hrs/yr funded by increase of adoption fees.
- (b) Includes one (1) FTNE 2,000 hrs/yr position and one (1) PTNE 1,000 hrs/yr position.
- (c) PTNE 1,000 hrs/yr position.
- (d) PTNE 825 hrs/yr position.
- (e) Includes three (3) positions created per Misc. Res. #11017. One (1) position effective 03/10/12 and two (2) positions effective 06/02/12.

INFORMATION TECHNOLOGY DEPARTMENT			
CP	REC FY 13	TOT FY 13	DIRECTOR - INFORMATION TECHNOLOGY
			Gen Fund/Gen Purpose
			Special Revenue
161		161	Proprietary
161		161	Total Positions

INFORMATION TECHNOLOGY ADMINISTRATION			
CP	REC FY 13	TOT FY 13	DIRECTOR - INFORMATION TECHNOLOGY
			Gen Fund/Gen Purpose
			Special Revenue
21		21	Proprietary
21		21	Total Positions

APPLICATION SERVICES			
CP	REC FY 13	TOT FY 13	MANAGER - APPLICATION SERVICES
			Gen Fund/Gen Purpose
			Special Revenue
53		53	Proprietary
53		53	Total Positions

CLEMIS			
CP	REC FY 13	TOT FY 13	MANAGER - CLEMIS
			Gen Fund/Gen Purpose
			Special Revenue
36		36	Proprietary
36		36	Total Positions

TECHNICAL SYSTEMS & NETWORKING			
CP	REC FY 13	TOT FY 13	CHIEF MANAGER - TECHNICAL ARCHITECT
			Gen Fund/Gen Purpose
			Special Revenue
51		51	Proprietary
51		51	Total Positions

Note: Employees may be assigned to various functional teams as needed to meet project objectives.

Prepared by Human Resources Dept. 07/01/12.

INFORMATION TECHNOLOGY ADMINISTRATION (a)			
CP	REC FY 13	TOT FY 13	DIRECTOR - INFORMATION TECHNOLOGY
			Gen Fund/Gen Purpose
			Special Revenue
21		21	Proprietary
21		21	Total Positions

GF/GP	PR	REC	FY 13	ADMINISTRATION
	1		1	Director - Information Technology
	1		1	Chief Technology Officer (c)
	1		1	Executive Secretary (d)
	1		1	Employee Records Specialist (b)
	4		4	Total Positions

GF/GP	PR	REC	FY 13	INTERNAL SERVICES
	1		1	Chief - Internal Services
	1		1	Supervisor II - Information Technology
	2		2	Project Manager
	1		1	Applications Analyst / Programmer II
	5		5	Total Positions

GF/GP	PR	REC	FY 13	SERVICE REQUESTS
	1		1	Internal Services Supv.
	1		1	Telephone Communications Technician
	1		1	User Support Specialist I
	3		3	Total Positions

GF/GP	PR	REC	FY 13	SERVICE CENTER & TRAINING
	1		1	Internal Services Supv.
	2		2	User Support Specialist II
	1		1	Customer Service Technician II
	1		1	User Support Specialist I
	1		1	Receptionist / Clerk
	1		1	Procurement Technician
	1		1	Office Assistant I
	1		1	Student
	9		9	Total Positions

- (a) All positions show under Administration Unit on Salary Pages.
 (b) One (1) position reclassified from Office Assistant II, per Human Resources Dept. Audit, effective 01/14/12.
 (c) One (1) PR Chief Technology Officer position created, per Misc. Res. #11313, effective 01/19/12.
 (d) Position recommended to be laterally reclassified from Secretary III, per FY13 Budget.

Prepared by Human Resources Dept. 07/01/12.

APPLICATION SERVICES			
CP	REC FY 13	TOT FY 13	MANAGER - APPLICATION SERVICES
			Gen Fund/Gen Purpose
			Special Revenue
53		53	Proprietary
53		53	Total Positions

GF/GP	PR	REC	FY 13	ADMINISTRATION
	1			1 Manager - Application Services
	1			1 Total Positions

GF/GP	PR	REC	FY 13	COURTS & ELECTIONS
	1			1 Supervisor II - Information Technology
	1			1 Senior - Systems Analyst
	2			2 Application Analyst / Programmer III
	4			4 Application Analyst / Programmer II
	1			1 Application Analyst / Programmer I
	9			9 Total Positions

GF/GP	PR	REC	FY 13	FINANCE & HUMAN RESOURCES
	1			1 Supervisor II - Information Technology
	1			1 Senior - Systems Analyst
	2			2 Application Analyst / Programmer III
	1			1 Application Analyst / Programmer II
	5			5 Total Positions

GF/GP	PR	REC	FY 13	GOVERNMENTAL SERVICES
	1			1 Chief - Land Management
	1			1 Application Analyst / Programmer II
	2			2 Total Positions

GF/GP	PR	REC	FY 13	LAND MGT. DATA SERVICES
	1			1 Supervisor I - Information Technology
	1			1 Network System Specialist
	1			1 Application Analyst / Programmer III
	1			1 User Support Specialist II
	1			1 User Support Specialist I
	1			1 GIS Enterprise Data Technician II
	6			6 Total Positions

GF/GP	PR	REC	FY 13	LAND MGT. APPLICATION SERVICES
	1			1 Supervisor I - Information Technology
	3			3 Application Analyst / Programmer III
	3			3 Application Analyst / Programmer II
	7			7 Total Positions

GF/GP	PR	REC	FY 13	LAND MGT. IMPLEMENTATION SERVICES
	1			1 Supervisor I - Information Technology
	1			1 Senior Systems Analyst
	3			3 Project Manager
	1			1 Application Analyst / Programmer III
	5			5 User Support Specialist III
	1			1 User Support Specialist II
	12			12 Total Positions

GF/GP	PR	REC	FY 13	eGOVERNMENT
	1			1 Chief - eGovernment Services
	1			1 Supervisor II - Information Technology
	1			1 Project Manager
	1			1 Senior Systems Analyst
	2			2 Application Analyst Programmer III
	3			3 Application Analyst Programmer II
	1			1 Application Analyst Programmer I
	1			1 Student Engineer (a)
	11			11 Total Positions

(a) PTNE 1,000 hrs/yr position.

Prepared by Human Resources Dept. 07/01/12.

CLEMIS			
CP	REC FY 13	TOT FY 13	MANAGER - CLEMIS
			Gen Fund/Gen Purpose
			Special Revenue
36		36	Proprietary
36		36	Total Positions

SR	PR	REC	FY 13	ADMINISTRATION (a)
		1		1 Manager - CLEMIS
		1		1 Chief - CLEMIS
		1		1 User Support Specialist III
		1		1 Project Support Specialist
		1		1 Office Assistant II
		5		5 Total Positions

SR	PR	REC	FY 13	COMPUTER-AIDED DISPATCH / RECORDS MANAGEMENT SYSTEM (a)
		1		1 Supervisor I - Information Technology
		1		1 Senior Systems Analyst
		1		1 Application Analyst / Programmer III
		1		1 Application Analyst / Programmer II
		2		2 User Support Specialist III
		6		6 Total Positions

GF/GP	PR	REC	FY 13	RADIO COMMUNICATIONS (c)
		1		1 Administrator - CLEMIS
		1		1 Supervisor - Radio Communications
		2		2 Senior Radio Communications Technician
		3		3 Radio Communications Technician
		1		1 Telephone Communications Technician
		1		1 Office Assistant II
		9		9 Total Positions

SR	PR	REC	FY 13	MOBILE DATA / FIELD SUPPORT (a)
		1		1 Technical Operations Supervisor
		1		1 Application Analyst / Programmer I
		5		5 Customer Service Technician II
		7		7 Total Positions

SR	PR	REC	FY 13	CORRECTIONS / BIOMETRIC (a, b)
		1		1 Supervisor I - Information Technology
		1		1 Application Analyst / Programmer III
		2		2 Application Analyst / Programmer II
		2		2 User Support Specialist III
		3		3 User Support Specialist II
		9		9 Total Positions

- (a) Positions shown under IT/CLEMIS on salaries pages.
 (b) Corrections includes Jail Management Systems. Biometric includes Mugshot and Live Scan Systems.
 (c) Position(s) shown under IT/Public Safety & Radio Communications on salaries pages.

TECHNICAL SYSTEMS & NETWORKING			
CP	REC FY 13	TOT FY 13	MANAGER - TECHNICAL SYSTEMS AND NETWORKING (d)
			Gen Fund/Gen Purpose
			Special Revenue
51		51	Proprietary
51		51	Total Positions

SR	PR	REC	FY 13	ADMINISTRATION
		1	1	Manager - Technical Systems and Networking (d)
		1	1	Total Positions

SR	PR	REC	FY 13	TECHNICAL OPERATIONS
		1	1	Enterprise Architect (e)
		1	1	Data Security Specialist
		2	2	Total Positions

SR	PR	REC	FY 13	TECHNICAL SERVICES
		1	1	Chief - Technical Services
		7	7	Systems Software Specialist
		2	2	Network Systems Specialist (c)
		1	1	Student Engineer (a)
		1	1	Student
		12	12	Total Positions

SR	PR	REC	FY 13	DEPLOYMENT SERVICES
		1	1	Manager - Deployment Services
		1	1	Senior Data Base Administrator
		4	4	Data Base Administrator (e)
		6	6	Total Positions

SR	PR	REC	FY 13	NETWORK SERVICES
		1	1	Chief - Technical Services
		2	2	Data Security Specialist
		4	4	Network Systems Specialist
		7	7	Total Positions

SR	PR	REC	FY 13	CUSTOMER SERVICES
		1	1	Supervisor I - Information Technology (b)
		6	6	Customer Service Technician II (f)
		1	1	Customer Service Technician I
		8	8	Total Positions

SR	PR	REC	FY 13	COMPUTER OPERATIONS
		1	1	Technical Operations Supervisor
		1	1	Supervisor - Production Services
		1	1	Data Processing Equipment Operator III
		5	5	Data Processing Equipment Operator II
		1	1	Production Control Analyst III
		9	9	Total Positions

SR	PR	REC	FY 13	TELEPHONE COMMUNICATIONS
		1	1	Telecommunications Network Supervisor
		1	1	Network Systems Analyst I
		1	1	Telephone Communications Technician
		3	3	Total Positions

SR	PR	REC	FY 13	WEBSPHERE ENVIRONMENT
		1	1	Senior Systems Analyst
		1	1	Application Analyst Programmer III
		1	1	Application Analyst Programmer II
		3	3	Total Positions

- (a) PTNE 1,000 hrs/yr position.
 (b) One (1) position reclassified from Technical Operations Supervisor, per Human Resources Dept. Audit, effective 02/25/12.
 (c) One (1) position reclassified from Network Systems Analyst II, per Human Resources Dept. Audit, effective 06/04/11.
 (d) One (1) PR position deleted per Misc. Res. #11313, effective 01/19/12.
 (e) One (1) Position upwardly reclassified from Data Base Administrator, per Misc. Res. #11313, effective 01/19/12.
 (f) One (1) position downwardly reclassified from Network Systems Analyst II, and formerly shown in Network Services, per Misc. Res. #11313, effective 01/19/12.

Prepared by Human Resources Dept. 07/01/12.

ECONOMIC DEVELOPMENT & COMMUNITY AFFAIRS			
CP	REC FY 13	TOT FY 13	DIRECTOR - ECONOMIC DEV. & COMMUNITY AFFAIRS
52		52	Gen Fund/Gen Purpose
38		38	Special Revenue
90		90	Total Positions

ADMINISTRATION			
CP	REC FY 13	TOT FY 13	DIRECTOR - ECONOMIC DEV. & COMMUNITY AFFAIRS
12		12	Gen Fund/Gen Purpose
			Special Revenue
12		12	Total Positions

PLANNING AND ECONOMIC DEVELOPMENT SERVICES			
CP	REC FY 13	TOT FY 13	MANAGER - PLANNING & ECON. DEV. SVCS.
39		39	Gen Fund/Gen Purpose
7		7	Special Revenue
46		46	Total Positions

COMMUNITY & HOME IMPROVEMENT			
CP	REC FY 13	TOT FY 13	MANAGER - COMMUNITY & HOME IMPROVEMENT
1		1	Gen Fund/Gen Purpose
22		22	Special Revenue
23		23	Total Positions

WORKFORCE DEVELOPMENT			
CP	REC FY 13	TOT FY 13	MANAGER - WORKFORCE DEVELOPMENT
			Gen Fund/Gen Purpose
9		9	Special Revenue
9		9	Total Positions

Prepared by Human Resources Dept. 07/01/12.

ECONOMIC DEVELOPMENT & COMMUNITY AFFAIRS ADMINISTRATION			
CP	REC FY 13	TOT FY 13	DIRECTOR - ECONOMIC DEV. & COMMUNITY AFFAIRS
12		12	Gen Fund/Gen Purpose
			Special Revenue
12		12	Total Positions

GF/GP	SR	REC	FY 13	ADMINISTRATION (a)
1			1	Director - Economic Development & Community Affairs
1			1	Deputy Director - Economic Dev. & Community Affairs
2			2	Total Positions

GF/GP	SR	REC	FY 13	MARKETING & COMMUNICATIONS
1			1	Marketing & Communications Officer
4			4	Marketing Coordinator
1			1	Graphic Artist
2			2	College Intern (b)
8			8	Total Positions

GF/GP	SR	REC	FY 13	AUTOMATION ALLEY
1			1	Chief - Automation Alley
1			1	College Intern (b)
2			2	Total Positions

(a) Positions appear under Economic Development & Community Affairs on salary pages.

(b) PTNE 1,000 hrs/yr position.

Prepared by Human Resources Dept. 07/01/12.

PLANNING & ECONOMIC DEVELOPMENT SERVICES			
CP	REC FY 13	TOT FY 13	MANAGER - PLANNING & ECONOMIC DEV. SVCS.
39		39	Gen Fund/Gen Purpose
7		7	Special Revenue
46		46	Total Positions

GF/GP	SR	REC	FY 13	ADMINISTRATION
1			1	Manager - Planning & Economic Dev. Services
1			1	Market Research Analyst
1			1	Secretary II
3			3	Total Positions

GF/GP	SR	REC	FY 13	BUSINESS DEVELOPMENT
1			1	Supervisor - Business Development
8	1		9	Senior Business Development Rep. (c)
2			2	Technical Assistant (b)
1			1	Small Business Analyst (h)
1			1	College Intern (f)
13	1		14	Total Positions

GF/GP	SR	REC	FY 13	PLANNING
1			1	Supervisor - Planning
4			4	Principal Planner
2			2	Senior Planner
4			4	Associate Planner (j)
1			1	GIS/CAD Technician II (i)
12			12	Total Positions

GF/GP	SR	REC	FY 13	FINANCIAL SERVICES (a)
1			1	Supervisor - Financial Services
	1		1	Senior Business Development Representative
	1		1	Business Development Representative
	1		1	Loan & Finance Officer
	2		2	Loan Coordinator
	1		1	Loan Closer
1			1	College Intern (f)
2	6		8	Total Positions

GF/GP	SR	REC	FY 13	INFORMATION SERVICES
1			1	Supervisor - Information Services
1			1	User Support Specialist II
1			1	GIS/CAD Technician II
1			1	Technical Assistant
1			1	Office Assistant II
5			5	Total Positions

GF/GP	SR	REC	FY 13	SOLID WASTE RESOURCE MANAGEMENT
1			1	Environmental Program Coordinator (e)
1			1	Associate Planner (d)
1			1	User Support Specialist I
1			1	College Intern (g)
4			4	Total Positions

- (a) SR positions funded 100% through reimbursement by the BFC.
- (b) Includes two (2) PTNE 1,000 hrs/yr positions.
- (c) SR position funded by the Workforce Development Grant, per FY10 Budget.
- (d) Position partially funded by the Waste Resource Management Administration Fund, per FY10 Budget.
- (e) Position partially funded by the Homeless Prevention and Repaid Rehousing Grant, per FY10 Budget.
- (f) PTNE 1,000 hrs/yr position.
- (g) PTNE 520 hrs/yr position.
- (h) Position reimbursed by the Small Business Tech Council.
- (i) Includes one (1) GF/GP PTNE 1,000 hrs/yr position.
- (j) One (1) position laterally reclassified from GIS/CAD Technician II, per Human Resources Dept. Audit, effective 06/16/12.

Fiscal Year 2014

One (1) Associate Planner position funding changed to 100% GF/GP effective 10/01/13, per FY12 Budget.

COMMUNITY & HOME IMPROVEMENT (a)			
CP	REC FY 13	TOT FY 13	MANAGER - COMMUNITY & HOME IMPROVEMENT
1		1	Gen Fund/Gen Purpose
22		22	Special Revenue
23		23	Total Positions

GF/GP	SR	REC	FY 13	ADMINISTRATION (b)
	1		1	Manager - Community & Home Improvement
	1		1	Community & Home Improvement Coordinator
	2		2	Total Positions

GF/GP	SR	REC	FY 13	FINANCIAL OPERATIONS & HOME IMPROVEMENT ADMINISTRATION (b)
	1		1	Chief - Community & Home Improvement
	1		1	Community & Home Improvement Assistant (c)
	1		1	Student
	3		3	Total Positions

GF/GP	SR	REC	FY 13	HOME IMPROVEMENT-FIELD SERV. (b)
	1		1	Supervisor - Community & Home Improvement
	2		2	Sr Community & Home Improvement Field Tech
	2		2	Community & Home Improvement Field Technician
	1		1	Community & Home Improvement Specialist
	6		6	Total Positions

GF/GP	SR	REC	FY 13	CONTRACT COMPLIANCE (b)
	1		1	Supervisor - Community & Home Improvement
	1		1	Total Positions

GF/GP	SR	REC	FY 13	PLANNING & EVALUATION (b)
	1		1	Grant Compliance & Program Coordinator
	1		1	Total Positions

GF/GP	SR	REC	FY 13	HOUSING COUNSEL & HOMELESS SVCS
	1		1	Housing Counseling & Homeless Svcs Supv (c)
	1		1	Sr. Community & Home Improvement Specialist
1	1		2	Community & Home Improvement Specialist (d)
	1		1	Community & Home Improvement Coordinator
1	4		5	Total Positions

GF/GP	SR	REC	FY 13	HOME IMPROVEMENT- ADMIN. SERV. (b)
	1		1	Supervisor - C & Home Improvement Admin Svcs
	2		2	Community & Home Improvement Technician
	2		2	Community & Home Improvement Coordinator
	5		5	Total Positions

- (a) Positions funded by Federal Grant-Community Development Block Grant.
 (b) Positions appear under Community & Home Improvement/Housing in salaries pages.
 (c) One (1) position partially funded by Comprehensive Counseling (CHC) Grant.
 (d) One (1) GF/GP position funded by BOC budget transfer; sunset 09/30/13.

Prepared by Human Resources Dept. 07/01/12.

PRIVATE INDUSTRY COUNCIL
(Mandated by Job Training
Partnership Act 38 Members)

CHIEF ELECTED OFFICIAL
(County Executive)

WORKFORCE DEVELOPMENT (a)			
CP	REC FY 13	TOT FY 13	MANAGER - WORKFORCE DEVELOPMENT
			Gen Fund/Gen Purpose
9		9	Special Revenue
9		9	Total Positions

GF/GP	SR	REC	FY 13	ADMINISTRATION
	1		1	Manager - Workforce Development
	1		1	Staff Assistant - Workforce Development
	1		1	Secretary II
	3		3	Total Positions

GF/GP	SR	REC	FY 13	OPERATIONS
	2		2	Workforce Development Technician III
	1		1	Workforce Development Technician II
	1		1	Office Leader
	1		1	Account Clerk II
	1		1	Office Assistant I
	6		6	Total Positions

(a) All positions show in Administration Unit on salaries pages and funded by State and Federal Workforce Development grants.

Prepared by Human Resources Dept. 07/01/12.

SPECIAL REVENUE FUNDS

Fund:	21120 - County Veterans Trust	OAKLAND COUNTY, MICHIGAN							
		FY2013 AND FY2014 AND FY2015 County Executive Budget Recommendation							

Account Number/Description	FY 2011 Actual	FY 2012		FY 2013 Amended Plan	FY 2014 Amended Plan	FY 2013 County Exec. Recommended	FY 2014 County Exec. Recommended	FY 2015 County Exec. Recommended
		Adopted Budget	Amended Budget					

Revenues

Revenue									
State Grants									
615571	State Operating Grants	205,056	63,460	63,460	63,460	63,460	63,460	63,460	63,460
		205,056	63,460	63,460	63,460	63,460	63,460	63,460	63,460
	Revenue	205,056	63,460	63,460	63,460	63,460	63,460	63,460	63,460
	Grand Total Revenues	205,056	63,460	63,460	63,460	63,460	63,460	63,460	63,460

Expenditures

Operating Expenses									
Contractual Services									
732011	Transportation Service	657	500	500	500	500	500	500	500
732074	Veterans Emergency Services	206,724	62,735	62,735	62,735	62,735	62,735	62,735	62,735
732165	Workshops and Meeting	43	0	0	0	0	0	0	0
		207,424	63,235	63,235	63,235	63,235	63,235	63,235	63,235
Commodities									
750399	Office Supplies	288	75	75	75	75	75	75	75
750448	Postage-Standard Mailing	195	150	150	150	150	150	150	150
		483	225	225	225	225	225	225	225
	Operating Expenses	207,907	63,460	63,460	63,460	63,460	63,460	63,460	63,460
	Grand Total Expenditures	207,907	63,460	63,460	63,460	63,460	63,460	63,460	63,460

Fund:	21115 - MI Child	OAKLAND COUNTY, MICHIGAN						
		FY2013 AND FY2014 AND FY2015 County Executive Budget Recommendation						

Account Number/Description	FY 2011 Actual	FY 2012		FY 2013 Amended Plan	FY 2014 Amended Plan	FY 2013 County Exec. Recommended	FY 2014 County Exec. Recommended	FY 2015 County Exec. Recommended
		Adopted Budget	Amended Budget					
Revenues								
Revenue								
Federal Grants								
610313 Federal Operating Grants	0	15,000	15,000	15,000	15,000	15,000	15,000	15,000
	0	15,000	15,000	15,000	15,000	15,000	15,000	15,000
Charges for Services								
630224 Child Care State Aid	15,818	0	0	0	0	0	0	0
	15,818	0	0	0	0	0	0	0
Revenue	15,818	15,000	15,000	15,000	15,000	15,000	15,000	15,000
Grand Total Revenues	15,818	15,000	15,000	15,000	15,000	15,000	15,000	15,000

Expenditures								
Operating Expenses								
Contractual Services								
730373 Contracted Services	12,855	15,000	15,000	15,000	15,000	15,000	15,000	15,000
	12,855	15,000	15,000	15,000	15,000	15,000	15,000	15,000
Operating Expenses	12,855	15,000	15,000	15,000	15,000	15,000	15,000	15,000
Grand Total Expenditures	12,855	15,000	15,000	15,000	15,000	15,000	15,000	15,000

Fund: 21160 - Register of Deeds Automation	OAKLAND COUNTY, MICHIGAN
FY2013 AND FY2014 AND FY2015 County Executive Budget Recommendation	

Account Number/Description	FY 2011 Actual	FY 2012		FY 2013 Amended Plan	FY 2014 Amended Plan	FY 2013 County Exec. Recommended	FY 2014 County Exec. Recommended	FY 2015 County Exec. Recommended
		Adopted Budget	Amended Budget					
Revenues								
Revenue								
Charges for Services								
630476 Deeds	1,570	0	0	0	0	0	0	0
631708 Recording Fees	887,746	2,101,338	2,101,338	2,101,338	2,101,338	2,101,338	2,101,338	2,101,338
	889,316	2,101,338	2,101,338	2,101,338	2,101,338	2,101,338	2,101,338	2,101,338
Investment Income								
655077 Accrued Interest Adjustments	60	0	0	0	0	0	0	0
655385 Income from Investments	90,729	0	0	0	0	0	0	0
	90,789	0	0	0	0	0	0	0
Revenue	980,105	2,101,338	2,101,338	2,101,338	2,101,338	2,101,338	2,101,338	2,101,338
Grand Total Revenues	980,105	2,101,338	2,101,338	2,101,338	2,101,338	2,101,338	2,101,338	2,101,338

Expenditures								
Operating Expenses								
Contractual Services								
731458 Professional Services	656,117	1,679,000	1,679,000	1,679,000	1,679,000	1,679,000	1,679,000	1,679,000
731773 Software Rental Lease Purchase	0	25,000	25,000	25,000	25,000	25,000	25,000	25,000
731780 Software Support Maintenance	0	321,000	321,000	321,000	321,000	321,000	321,000	321,000
732018 Travel and Conference	0	1,000	1,000	1,000	1,000	1,000	1,000	1,000
796500 Budgeted Equity Adjustments	0	23,188	23,188	23,188	23,179	24,017	24,012	24,012
	656,117	2,049,188	2,049,188	2,049,188	2,049,179	2,050,017	2,050,012	2,050,012
Commodities								
750168 FA Proprietary Equipment Exp	0	50,000	50,000	50,000	50,000	50,000	50,000	50,000
	0	50,000	50,000	50,000	50,000	50,000	50,000	50,000
Capital Outlay								
760126 Capital Outlay Miscellaneous	1,214	0	0	0	0	0	0	0
	1,214	0	0	0	0	0	0	0
Operating Expenses	657,331	2,099,188	2,099,188	2,099,188	2,099,179	2,100,017	2,100,012	2,100,012
Internal Support								
Internal Services								
774636 Info Tech Operations	4,679	2,150	2,150	2,150	2,159	1,321	1,326	1,326
	4,679	2,150	2,150	2,150	2,159	1,321	1,326	1,326
Internal Support	4,679	2,150	2,150	2,150	2,159	1,321	1,326	1,326
Grand Total Expenditures	662,010	2,101,338	2,101,338	2,101,338	2,101,338	2,101,338	2,101,338	2,101,338

Fund:	21140 - Revenue Sharing Reserve	OAKLAND COUNTY, MICHIGAN						
		FY2013 AND FY2014 AND FY2015 County Executive Budget Recommendation						

Account Number/Description	FY 2011 Actual	FY 2012		FY 2013 Amended Plan	FY 2014 Amended Plan	FY 2013 County Exec. Recommended	FY 2014 County Exec. Recommended	FY 2015 County Exec. Recommended
		Adopted Budget	Amended Budget					

Revenues

<u>Revenue</u>									
<u>Investment Income</u>									
655077	Accrued Interest Adjustments	13,854	0	0	0	0	0	0	0
655385	Income from Investments	145,177	0	0	0	0	0	0	0
655462	Increase Market Value Invest	(159,031)	0	0	0	0	0	0	0
		0	0	0	0	0	0	0	0
<u>Planned Use of Fund Balance</u>									
665882	Planned Use of Balance	0	24,459,476	24,459,476	24,704,070	24,951,111	24,704,070	24,951,111	9,489,783
		0	24,459,476	24,459,476	24,704,070	24,951,111	24,704,070	24,951,111	9,489,783
Revenue		0	24,459,476	24,459,476	24,704,070	24,951,111	24,704,070	24,951,111	9,489,783
Grand Total Revenues		0	24,459,476	24,459,476	24,704,070	24,951,111	24,704,070	24,951,111	9,489,783

Expenditures

<u>Transfers/Other Sources (Uses)</u>									
<u>Transfers Out</u>									
788001	Transfers Out	24,217,303	24,459,476	24,459,476	24,704,070	24,951,111	24,704,070	24,951,111	9,489,783
		24,217,303	24,459,476	24,459,476	24,704,070	24,951,111	24,704,070	24,951,111	9,489,783
Transfers/Other Sources (Uses)		24,217,303	24,459,476	24,459,476	24,704,070	24,951,111	24,704,070	24,951,111	9,489,783
Grand Total Expenditures		24,217,303	24,459,476	24,459,476	24,704,070	24,951,111	24,704,070	24,951,111	9,489,783

Fund:	21175 - Waste Resource Mgmt Admin	OAKLAND COUNTY, MICHIGAN						
		FY2013 AND FY2014 AND FY2015 County Executive Budget Recommendation						

Account Number/Description	FY 2011 Actual	FY 2012		FY 2013 Amended Plan	FY 2014 Amended Plan	FY 2013 County Exec. Recommended	FY 2014 County Exec. Recommended	FY 2015 County Exec. Recommended
		Adopted Budget	Amended Budget					
Revenues								
Revenue								
Charges for Services								
631617 Program Income	19,537	67,224	67,224	67,224	0	54,826	0	0
	19,537	67,224	67,224	67,224	0	54,826	0	0
Investment Income								
655077 Accrued Interest Adjustments	(438)	0	0	0	0	0	0	0
655385 Income from Investments	5,753	5,000	5,000	5,000	0	5,000	0	0
	5,315	5,000	5,000	5,000	0	5,000	0	0
Revenue	24,852	72,224	72,224	72,224	0	59,826	0	0
Grand Total Revenues	24,852	72,224	72,224	72,224	0	59,826	0	0

Expenditures								
Personnel								
Salaries								
702010 Salaries Regular	35,940	41,059	41,059	41,059	0	33,447	0	0
702030 Holiday	169	0	0	0	0	0	0	0
	36,109	41,059	41,059	41,059	0	33,447	0	0
Fringe Benefits								
722750 Workers Compensation	80	249	249	249	0	75	0	0
722760 Group Life	169	150	150	150	0	103	0	0
722770 Retirement	12,528	16,567	16,567	16,567	0	12,643	0	0
722780 Hospitalization	7,777	10,179	10,179	10,179	0	9,781	0	0
722790 Social Security	2,657	3,141	3,141	3,141	0	2,559	0	0
722800 Dental	445	539	539	539	0	533	0	0
722810 Disability	113	129	129	129	0	484	0	0
722820 Unemployment Insurance	157	156	156	156	0	124	0	0
722850 Optical	15	55	55	55	0	77	0	0
	23,940	31,165	31,165	31,165	0	26,379	0	0
Personnel	60,050	72,224	72,224	72,224	0	59,826	0	0
Grand Total Expenditures	60,050	72,224	72,224	72,224	0	59,826	0	0

Fund: 21184 - BFC Personnel	OAKLAND COUNTY, MICHIGAN
FY2013 AND FY2014 AND FY2015 County Executive Budget Recommendation	

Account Number/Description	FY 2011 Actual	FY 2012		FY 2013 Amended Plan	FY 2014 Amended Plan	FY 2013 County Exec. Recommended	FY 2014 County Exec. Recommended	FY 2015 County Exec. Recommended
		Adopted Budget	Amended Budget					
Revenues								
Revenue								
Charges for Services								
631869 Reimb Salaries	369,132	550,980	550,980	550,980	550,980	550,980	550,980	550,980
	369,132	550,980	550,980	550,980	550,980	550,980	550,980	550,980
Revenue	369,132	550,980	550,980	550,980	550,980	550,980	550,980	550,980
Other Financing Sources								
Transfers In								
695500 Transfers In	21,000	21,000	21,000	21,000	21,000	0	0	0
	21,000	21,000	21,000	21,000	21,000	0	0	0
Other Financing Sources	21,000	21,000	21,000	21,000	21,000	0	0	0
Grand Total Revenues	390,132	571,980	571,980	571,980	571,980	550,980	550,980	550,980

Expenditures

Personnel								
Salaries								
702010 Salaries Regular	210,738	315,218	315,218	315,218	315,218	317,887	317,887	317,887
702030 Holiday	8,745	0	0	0	0	0	0	0
702050 Annual Leave	15,912	0	0	0	0	0	0	0
702080 Sick Leave	4,720	0	0	0	0	0	0	0
702100 Retroactive	1,426	0	0	0	0	0	0	0
702140 Other Miscellaneous Salaries	0	0	0	0	0	1,890	0	0
702360 Short Term Disability	3,046	0	0	0	0	0	0	0
	244,587	315,218	315,218	315,218	315,218	319,777	317,887	317,887
Fringe Benefits								
722740 Fringe Benefits	0	0	0	0	0	1,110	0	0
722750 Workers Compensation	541	818	818	818	818	712	712	712
722760 Group Life	773	1,299	1,299	1,299	1,299	980	980	980
722770 Retirement	80,742	128,491	128,491	128,491	128,491	106,990	106,990	106,990
722780 Hospitalization	36,469	69,361	69,361	69,361	69,361	66,657	66,657	66,657
722790 Social Security	17,177	24,114	24,114	24,114	24,114	24,318	24,318	24,318
722800 Dental	4,221	5,575	5,575	5,575	5,575	5,423	5,423	5,423
722810 Disability	721	1,012	1,012	1,012	1,012	4,603	4,603	4,603
722820 Unemployment Insurance	1,060	1,197	1,197	1,197	1,197	1,177	1,177	1,177
722850 Optical	172	395	395	395	395	589	589	589
	141,875	232,262	232,262	232,262	232,262	212,559	211,449	211,449
Personnel	386,462	547,480	547,480	547,480	547,480	532,336	529,336	529,336
Operating Expenses								
Contractual Services								
731346 Personal Mileage	3,671	3,500	3,500	3,500	3,500	3,500	3,500	3,500
796500 Budgeted Equity Adjustments	0	21,000	21,000	21,000	21,000	15,144	18,144	18,144

Fund: 21184 - BFC Personnel

OAKLAND COUNTY, MICHIGAN

FY2013 AND FY2014 AND FY2015 County Executive Budget Recommendation

Account Number/Description	FY 2011 Actual	FY 2012		FY 2013 Amended Plan	FY 2014 Amended Plan	FY 2013 County Exec. Recommended	FY 2014 County Exec. Recommended	FY 2015 County Exec. Recommended
		Adopted Budget	Amended Budget					
	3,671	24,500	24,500	24,500	24,500	18,644	21,644	21,644
Operating Expenses	3,671	24,500	24,500	24,500	24,500	18,644	21,644	21,644
Grand Total Expenditures	390,132	571,980	571,980	571,980	571,980	550,980	550,980	550,980

Fund:	21180 - Economic Development Corp	OAKLAND COUNTY, MICHIGAN							
		FY2013 AND FY2014 AND FY2015 County Executive Budget Recommendation							

Account Number/Description	FY 2011 Actual	FY 2012		FY 2013 Amended Plan	FY 2014 Amended Plan	FY 2013 County Exec. Recommended	FY 2014 County Exec. Recommended	FY 2015 County Exec. Recommended
		Adopted Budget	Amended Budget					
Revenues								
Revenue								
Charges for Services								
630098 Application and Admin Fee	2,500	2,000	2,000	2,000	2,000	2,000	2,000	2,000
630280 Closing Fee	38,419	75,000	75,000	75,000	75,000	40,000	40,000	40,000
632058 Second Administrative Fee	1,000	2,000	2,000	2,000	2,000	2,000	2,000	2,000
632275 Third Administrative Fee	1,000	2,000	2,000	2,000	2,000	2,000	2,000	2,000
	42,919	81,000	81,000	81,000	81,000	46,000	46,000	46,000
Investment Income								
655077 Accrued Interest Adjustments	(286)	0	0	0	0	0	0	0
655385 Income from Investments	1,862	2,500	2,500	2,500	2,500	2,500	2,500	2,500
	1,576	2,500	2,500	2,500	2,500	2,500	2,500	2,500
Revenue	44,494	83,500	83,500	83,500	83,500	48,500	48,500	48,500
Other Financing Sources								
Transfers In								
695500 Transfers In	100,000	0	0	0	0	0	0	0
	100,000	0	0	0	0	0	0	0
Other Financing Sources	100,000	0	0	0	0	0	0	0
Grand Total Revenues	144,494	83,500	83,500	83,500	83,500	48,500	48,500	48,500

Expenditures								
Operating Expenses								
Contractual Services								
730065 Administrative Overhead	20,000	20,000	20,000	20,000	20,000	20,000	20,000	20,000
730072 Advertising	0	7,500	7,500	7,500	7,500	3,000	3,000	3,000
730709 Fees - Per Diems	2,135	5,000	5,000	5,000	5,000	2,000	2,000	2,000
731213 Membership Dues	7,558	6,000	6,000	6,000	6,000	6,000	6,000	6,000
731234 Misc Expenses-Donations	100	0	0	0	0	0	0	0
731241 Miscellaneous	0	2,000	2,000	2,000	2,000	1,000	1,000	1,000
731388 Printing	246	2,000	2,000	2,000	2,000	1,000	1,000	1,000
731458 Professional Services	100,000	0	0	0	0	0	0	0
731507 Public Notices	1,463	7,000	7,000	7,000	7,000	3,000	3,000	3,000
731818 Special Event Program	7,000	7,000	7,000	7,000	7,000	6,000	6,000	6,000
731822 Special Projects	591	0	0	0	0	0	0	0
732018 Travel and Conference	0	0	0	0	0	3,000	3,000	3,000
732165 Workshops and Meeting	1,915	5,000	5,000	5,000	5,000	3,000	3,000	3,000
	141,008	61,500	61,500	61,500	61,500	48,000	48,000	48,000
Commodities								
750399 Office Supplies	0	1,000	1,000	1,000	1,000	500	500	500
	0	1,000	1,000	1,000	1,000	500	500	500

Fund: 21180 - Economic Development Corp

OAKLAND COUNTY, MICHIGAN
FY2013 AND FY2014 AND FY2015 County Executive Budget Recommendation

Account Number/Description	FY 2011 Actual	FY 2012		FY 2013 Amended Plan	FY 2014 Amended Plan	FY 2013 County Exec. Recommended	FY 2014 County Exec. Recommended	FY 2015 County Exec. Recommended
		Adopted Budget	Amended Budget					
Operating Expenses	141,008	62,500	62,500	62,500	62,500	48,500	48,500	48,500
Transfers/Other Sources (Uses)								
<u>Transfers Out</u>								
788001 Transfers Out	21,000	21,000	21,000	21,000	21,000	0	0	0
	21,000	21,000	21,000	21,000	21,000	0	0	0
Transfers/Other Sources (Uses)	21,000	21,000	21,000	21,000	21,000	0	0	0
Grand Total Expenditures	162,008	83,500	83,500	83,500	83,500	48,500	48,500	48,500

Fund:	27100 - Friend of the Court	OAKLAND COUNTY, MICHIGAN						
		FY2013 AND FY2014 AND FY2015 County Executive Budget Recommendation						

Account Number/Description	FY 2011 Actual	FY 2012		FY 2013 Amended Plan	FY 2014 Amended Plan	FY 2013 County Exec. Recommended	FY 2014 County Exec. Recommended	FY 2015 County Exec. Recommended
		Adopted Budget	Amended Budget					

Revenues

Revenues									
Revenue									
Other Intergovern. Revenues									
625210	CRP	8,350,148	0	0	0	0	9,853,730	9,902,369	9,979,909
625517	FOC Federal Incentive Payment	1,479,384	1,554,300	1,554,300	1,554,300	1,554,300	1,474,395	1,474,395	1,474,395
		9,829,532	1,554,300	1,554,300	1,554,300	1,554,300	11,328,125	11,376,764	11,454,304
Charges for Services									
630049	Alimony Service Fee	552,951	475,000	475,000	475,000	475,000	525,000	525,000	525,000
630392	Costs Bench Warrants	3,711	96,230	96,230	96,230	96,230	60,000	60,000	60,000
630434	CRP Contract	0	9,187,639	9,187,639	9,168,327	9,183,351	0	0	0
630665	Family Counseling Services	102,225	115,000	115,000	115,000	115,000	100,000	100,000	100,000
630756	FOC Filing Fees	6,930	2,500	2,500	2,500	2,500	2,500	2,500	2,500
630763	FOC Judgement Fees	325,360	265,000	265,000	265,000	265,000	310,000	310,000	310,000
631010	Judge On Line Services	4,290	0	0	0	0	3,000	3,000	3,000
631253	Miscellaneous	3,033	8,000	8,000	8,000	8,000	3,500	3,516	3,516
631281	Motion Fees	68,320	57,500	57,500	57,500	57,500	70,000	70,000	70,000
631603	Processing Fees	71,360	62,000	62,000	62,000	62,000	65,000	65,000	65,000
632408	Video Copying	0	500	500	500	500	500	500	500
632499	Witness Fees	12	0	0	0	0	0	0	0
		1,138,193	10,269,369	10,269,369	10,250,057	10,265,081	1,139,500	1,139,516	1,139,516
		10,967,724	11,823,669	11,823,669	11,804,357	11,819,381	12,467,625	12,516,280	12,593,820
Revenue									
Other Financing Sources									
Transfers In									
695500	Transfers In	4,400,475	5,139,405	5,139,405	5,092,079	5,100,819	3,777,416	3,816,960	3,878,317
		4,400,475	5,139,405	5,139,405	5,092,079	5,100,819	3,777,416	3,816,960	3,878,317
		4,400,475	5,139,405	5,139,405	5,092,079	5,100,819	3,777,416	3,816,960	3,878,317
Other Financing Sources									
Grand Total Revenues									
		15,368,200	16,963,074	16,963,074	16,896,436	16,920,200	16,245,041	16,333,240	16,472,137

Expenditures

Personnel									
Salaries									
702010	Salaries Regular	6,880,397	7,958,899	7,958,899	7,935,694	7,935,694	7,928,403	8,007,687	8,087,764
702030	Holiday	288,733	0	0	0	0	0	0	0
702050	Annual Leave	523,754	0	0	0	0	0	0	0
702080	Sick Leave	139,315	0	0	0	0	0	0	0
702085	Fitness Leave	873	0	0	0	0	0	0	0
702100	Retroactive	1,603	0	0	0	0	0	0	0
702120	Jury Duty	1,459	0	0	0	0	0	0	0
702140	Other Miscellaneous Salaries	1,000	0	0	0	0	44,415	0	0
702200	Death Leave	7,159	0	0	0	0	0	0	0
702210	Holiday Leave	405	0	0	0	0	0	0	0

Fund: 27160 - Friend of the Court

OAKLAND COUNTY, MICHIGAN

FY2013 AND FY2014 AND FY2015 County Executive Budget Recommendation

Account Number/Description	FY 2011 Actual	FY 2012		FY 2013 Amended Plan	FY 2014 Amended Plan	FY 2013 County Exec. Recommended	FY 2014 County Exec. Recommended	FY 2015 County Exec. Recommended
		Adopted Budget	Amended Budget					
702360 Short Term Disability	50,704	0	0	0	0	0	0	0
712020 Overtime	55,407	105,000	105,000	105,000	105,000	105,000	105,000	105,000
712040 Holiday Overtime	445	0	0	0	0	0	0	0
	7,951,254	8,063,899	8,063,899	8,040,694	8,040,694	8,077,818	8,112,687	8,192,764
Fringe Benefits								
722740 Fringe Benefits	0	0	0	0	0	26,085	0	0
722750 Workers Compensation	29,511	29,379	29,379	29,482	29,482	28,551	28,551	28,551
722760 Group Life	33,401	28,702	28,702	28,563	28,563	24,126	24,126	24,126
722770 Retirement	2,576,215	3,061,163	3,061,163	3,046,334	3,046,334	2,857,713	2,857,713	2,857,713
722780 Hospitalization	1,618,738	1,881,609	1,881,609	1,862,511	1,862,511	1,771,458	1,771,458	1,771,458
722790 Social Security	572,460	602,612	602,612	599,911	599,911	600,574	600,574	600,574
722800 Dental	126,277	135,559	135,559	134,097	134,097	130,093	130,093	130,093
722810 Disability	23,621	24,747	24,747	24,614	24,614	113,448	113,448	113,448
722820 Unemployment Insurance	34,652	30,232	30,232	30,144	30,144	29,352	29,352	29,352
722850 Optical	7,001	7,851	7,851	7,825	7,825	12,352	12,352	12,352
722900 Fringe Benefit Adjustments	0	50,820	50,820	50,820	50,820	46,725	102,869	159,574
	5,021,875	5,852,674	5,852,674	5,814,301	5,814,301	5,640,477	5,670,536	5,727,241
Personnel	12,973,129	13,916,573	13,916,573	13,854,995	13,854,995	13,718,295	13,783,223	13,920,005
Operating Expenses								
Contractual Services								
730037 Adj Prior Years Exp	(38)	0	0	0	0	0	0	0
730044 Adj Prior Years Revenue	1,290	0	0	0	0	0	0	0
730121 Bank Charges	7,252	7,000	7,000	7,000	7,000	7,000	7,000	7,000
730240 Cash Shortage	230	0	0	0	0	0	0	0
730324 Communications	0	100	100	100	100	100	100	100
730422 Court Transcripts	708	400	400	400	400	400	400	400
730646 Equipment Maintenance	0	3,550	3,550	3,550	3,550	3,550	3,550	3,550
730660 Equipment Repair	85	0	0	0	0	0	0	0
730695 Extradition Expense	0	4,000	4,000	4,000	4,000	2,000	2,000	2,000
730926 Indirect Costs	825,155	894,714	894,714	894,714	894,714	793,523	793,523	793,523
730982 Interpreter Fees	3,845	2,350	2,350	2,350	2,350	2,350	2,350	2,350
731101 Library Continuations	8,894	5,400	5,400	5,400	5,400	5,400	5,400	5,400
731213 Membership Dues	1,923	2,500	2,500	2,500	2,500	2,500	2,500	2,500
731339 Periodicals Books Publ Sub	0	500	500	500	500	500	500	500
731346 Personal Mileage	7,598	11,800	11,800	11,800	11,800	11,800	11,800	11,800
731388 Printing	36,704	44,478	44,478	44,478	44,478	44,478	44,478	44,478
731458 Professional Services	8,148	23,000	23,000	17,580	17,580	23,000	23,000	23,000
731759 SMILE Program	0	500	500	500	500	500	500	500
732004 Transportation of Prisoners	0	2,821	2,821	2,096	1,334	2,096	1,334	1,334
732011 Transportation Service	332	0	0	0	0	0	0	0
732018 Travel and Conference	13,613	20,500	20,500	20,500	20,500	20,500	20,500	20,500
732020 Travel Employee Taxable Meals	981	0	0	0	0	2,000	2,000	2,000
	916,719	1,023,613	1,023,613	1,017,468	1,016,706	921,697	920,935	920,935

Fund:	27100 - Friend of the Court	OAKLAND COUNTY, MICHIGAN
		FY2013 AND FY2014 AND FY2015 County Executive Budget Recommendation

Account Number/Description	FY 2011 Actual	FY 2012		FY 2013 Amended Plan	FY 2014 Amended Plan	FY 2013 County Exec. Recommended	FY 2014 County Exec. Recommended	FY 2015 County Exec. Recommended
		Adopted Budget	Amended Budget					
Commodities								
750119 Dry Goods and Clothing	0	450	450	450	450	450	450	450
750154 Expendable Equipment	3,275	0	0	0	0	12,840	12,840	12,840
750168 FA Proprietary Equipment Exp	0	12,840	12,840	12,840	12,840	0	0	0
750392 Metered Postage	25,635	60,667	60,667	60,667	60,667	60,667	60,667	60,667
750399 Office Supplies	30,696	46,580	46,580	46,580	46,580	46,580	46,580	46,580
750448 Postage-Standard Mailing	1,050	950	950	950	950	1,100	1,100	1,100
	60,656	121,487	121,487	121,487	121,487	121,637	121,637	121,637
Operating Expenses	977,376	1,145,100	1,145,100	1,138,955	1,138,193	1,043,334	1,042,572	1,042,572
Internal Support								
Internal Services								
770631 Bldg Space Cost Allocation	339,523	369,889	369,889	370,173	392,139	374,425	395,460	397,575
770667 Convenience Copier	6,193	6,719	6,719	6,719	6,719	5,429	5,429	5,429
772618 Equipment Rental	22,680	22,680	22,680	22,680	22,680	31,857	31,857	31,857
773535 Info Tech CLEMIS	13,819	14,510	14,510	15,235	15,997	14,624	14,624	14,624
773630 Info Tech Development	37,256	55,000	55,000	55,000	55,000	55,000	55,000	55,000
773633 Info Tech Imaging Operations	313,386	754,072	754,072	754,072	754,072	0	0	0
773639 Info Tech Imaging Development	39,216	55,000	55,000	55,000	55,000	0	0	0
774636 Info Tech Operations	441,081	435,057	435,057	435,133	436,931	815,187	818,185	818,185
774677 Insurance Fund	30,727	30,726	30,726	30,726	30,726	30,742	30,742	30,742
775667 Mail Room	27,119	0	0	0	0	0	0	0
775754 Maintenance Department Charges	3,281	10,000	10,000	10,000	10,000	10,000	10,000	10,000
776659 Motor Pool Fuel Charges	12,668	12,700	12,700	12,700	12,700	12,700	12,700	12,700
776661 Motor Pool	42,561	44,800	44,800	44,800	44,800	44,800	44,800	44,800
776666 Print Shop	2,491	0	0	0	0	0	0	0
777560 Radio Communications	8,531	8,530	8,530	8,530	8,530	8,531	8,531	8,531
778675 Telephone Communications	77,164	81,718	81,718	81,718	81,718	80,117	80,117	80,117
	1,417,695	1,901,401	1,901,401	1,902,486	1,927,012	1,483,412	1,507,445	1,509,560
Internal Support	1,417,695	1,901,401	1,901,401	1,902,486	1,927,012	1,483,412	1,507,445	1,509,560
Grand Total Expenditures	15,368,200	16,963,074	16,963,074	16,896,436	16,920,200	16,245,041	16,333,240	16,472,137

Fund: 29411 - FY10 Brnflid Consortium Assmt	OAKLAND COUNTY, MICHIGAN
	FY2013 AND FY2014 AND FY2015 County Executive Budget Recommendation

Account Number/Description	FY 2011 Actual	FY 2012		FY 2013 Amended Plan	FY 2014 Amended Plan	FY 2013 County Exec. Recommended	FY 2014 County Exec. Recommended	FY 2015 County Exec. Recommended
		Adopted Budget	Amended Budget					
Revenues								
Revenue								
Federal Grants								
610313 Federal Operating Grants	391,815	0	0	0	0	0	0	0
	391,815	0	0	0	0	0	0	0
Revenue	391,815	0	0	0	0	0	0	0
Grand Total Revenues	391,815	0	0	0	0	0	0	0

Expenditures								
Operating Expenses								
Contractual Services								
731458 Professional Services	391,815	0	0	0	0	0	0	0
	391,815	0	0	0	0	0	0	0
Operating Expenses	391,815	0	0	0	0	0	0	0
Grand Total Expenditures	391,815	0	0	0	0	0	0	0

Fund:	27370 - Community Corrections	OAKLAND COUNTY, MICHIGAN						
FY2013 AND FY2014 AND FY2015 County Executive Budget Recommendation								

Account Number/Description	FY 2011 Actual	FY 2012		FY 2013 Amended Plan	FY 2014 Amended Plan	FY 2013 County Exec. Recommended	FY 2014 County Exec. Recommended	FY 2015 County Exec. Recommended
		Adopted Budget	Amended Budget					
Revenues								
Revenue								
State Grants								
615571 State Operating Grants	1,705,774	1,795,303	1,795,303	1,795,303	1,795,303	1,802,303	1,795,303	1,795,303
	1,705,774	1,795,303	1,795,303	1,795,303	1,795,303	1,802,303	1,795,303	1,795,303
Revenue	1,705,774	1,795,303	1,795,303	1,795,303	1,795,303	1,802,303	1,795,303	1,795,303
Grand Total Revenues	1,705,774	1,795,303	1,795,303	1,795,303	1,795,303	1,802,303	1,795,303	1,795,303

Expenditures

Personnel								
Salaries								
702010 Salaries Regular	816,844	940,645	940,645	940,645	940,645	940,645	940,645	940,645
702030 Holiday	34,011	0	0	0	0	0	0	0
702050 Annual Leave	66,559	0	0	0	0	0	0	0
702080 Sick Leave	17,720	0	0	0	0	0	0	0
702100 Retroactive	371	0	0	0	0	0	0	0
702140 Other Miscellaneous Salaries	0	0	0	0	0	4,410	0	0
702200 Death Leave	3,004	0	0	0	0	0	0	0
702360 Short Term Disability	3,551	0	0	0	0	0	0	0
	942,059	940,645	940,645	940,645	940,645	945,055	940,645	940,645
Fringe Benefits								
722740 Fringe Benefits	(3,712)	666,625	666,625	666,625	666,625	669,215	666,625	666,625
722750 Workers Compensation	6,340	0	0	0	0	0	0	0
722760 Group Life	4,211	0	0	0	0	0	0	0
722770 Retirement	309,349	0	0	0	0	0	0	0
722780 Hospitalization	196,994	0	0	0	0	0	0	0
722790 Social Security	65,736	0	0	0	0	0	0	0
722800 Dental	16,497	0	0	0	0	0	0	0
722810 Disability	2,690	0	0	0	0	0	0	0
722820 Unemployment Insurance	4,115	0	0	0	0	0	0	0
722850 Optical	935	0	0	0	0	0	0	0
	603,155	666,625	666,625	666,625	666,625	669,215	666,625	666,625
Personnel	1,545,214	1,607,270	1,607,270	1,607,270	1,607,270	1,614,270	1,607,270	1,607,270
Operating Expenses								
Contractual Services								
730373 Contracted Services	11,268	15,597	15,597	15,597	15,597	15,597	15,597	15,597
731213 Membership Dues	67	100	100	100	100	100	100	100
731388 Printing	1,000	500	500	500	500	500	500	500
731458 Professional Services	46,706	74,771	74,771	74,771	74,771	74,771	74,771	74,771
731773 Software Rental Lease Purchase	6,495	6,267	6,267	6,267	6,267	6,267	6,267	6,267
731818 Special Event Program	586	1,000	1,000	1,000	1,000	1,000	1,000	1,000

Fund: 27370 - Community Corrections

OAKLAND COUNTY, MICHIGAN

FY2013 AND FY2014 AND FY2015 County Executive Budget Recommendation

Account Number/Description	FY 2011 Actual	FY 2012		FY 2013 Amended Plan	FY 2014 Amended Plan	FY 2013 County Exec. Recommended	FY 2014 County Exec. Recommended	FY 2015 County Exec. Recommended
		Adopted Budget	Amended Budget					
731885 Supportive Services	67,208	67,208	67,208	67,208	67,208	67,208	67,208	67,208
731941 Training	375	750	750	750	750	750	750	750
732018 Travel and Conference	750	750	750	750	750	750	750	750
	134,454	166,943	166,943	166,943	166,943	166,943	166,943	166,943
Commodities								
750294 Material and Supplies	0	400	400	400	400	400	400	400
	0	400	400	400	400	400	400	400
Operating Expenses	134,454	167,343	167,343	167,343	167,343	167,343	167,343	167,343
Internal Support								
Internal Services								
770631 Bldg Space Cost Allocation	9,207	9,207	9,207	9,207	9,207	9,207	9,207	9,207
773630 Info Tech Development	0	3,483	3,483	3,483	3,483	3,483	3,483	3,483
774636 Info Tech Operations	6,559	7,000	7,000	7,000	7,000	7,000	7,000	7,000
778675 Telephone Communications	340	1,000	1,000	1,000	1,000	1,000	1,000	1,000
	16,107	20,690	20,690	20,690	20,690	20,690	20,690	20,690
Internal Support	16,107	20,690	20,690	20,690	20,690	20,690	20,690	20,690
Transfers/Other Sources (Uses)								
Transfers Out								
788001 Transfers Out	10,000	0	0	0	0	0	0	0
	10,000	0	0	0	0	0	0	0
Transfers/Other Sources (Uses)	10,000	0	0	0	0	0	0	0
Grand Total Expenditures	1,705,774	1,795,303	1,795,303	1,795,303	1,795,303	1,802,303	1,795,303	1,795,303

Fund:	29580 - Energy Efficiency Conservation	OAKLAND COUNTY, MICHIGAN				
			FY2013 AND FY2014 AND FY2015 County Executive Budget Recommendation			

Account Number/Description	FY 2011 Actual	FY 2012		FY 2013 Amended Plan	FY 2014 Amended Plan	FY 2013 County Exec. Recommended	FY 2014 County Exec. Recommended	FY 2015 County Exec. Recommended
		Adopted Budget	Amended Budget					

Revenues

<u>Revenue</u>									
<u>Federal Grants</u>									
610313	Federal Operating Grants	760,667	0	0	0	0	0	0	0
		760,667	0	0	0	0	0	0	0
Revenue		760,667	0	0	0	0	0	0	0
Grand Total Revenues		760,667	0	0	0	0	0	0	0

Expenditures

<u>Operating Expenses</u>									
<u>Contractual Services</u>									
730373	Contracted Services	39,913	0	0	0	0	0	0	0
731472	Project Construction and Impr	720,046	0	0	0	0	0	0	0
732018	Travel and Conference	415	0	0	0	0	0	0	0
732165	Workshops and Meeting	292	0	0	0	0	0	0	0
		760,667	0	0	0	0	0	0	0
Operating Expenses		760,667	0	0	0	0	0	0	0
Grand Total Expenditures		760,667	0	0	0	0	0	0	0

Fund:	27365 - Juvenile Acct Incentive Block	OAKLAND COUNTY, MICHIGAN						
		FY2013 AND FY2014 AND FY2015 County Executive Budget Recommendation						

Account Number/Description	FY 2011 Actual	FY 2012		FY 2013 Amended Plan	FY 2014 Amended Plan	FY 2013 County Exec. Recommended	FY 2014 County Exec. Recommended	FY 2015 County Exec. Recommended
		Adopted Budget	Amended Budget					
Revenues								
Revenue								
Federal Grants								
610313 Federal Operating Grants	156,149	115,287	97,621	115,287	115,287	97,621	97,621	97,621
	156,149	115,287	97,621	115,287	115,287	97,621	97,621	97,621
Revenue	156,149	115,287	97,621	115,287	115,287	97,621	97,621	97,621
Other Financing Sources								
Transfers In								
695500 Transfers In	17,350	12,808	10,846	12,808	12,808	10,846	10,846	10,846
	17,350	12,808	10,846	12,808	12,808	10,846	10,846	10,846
Other Financing Sources	17,350	12,808	10,846	12,808	12,808	10,846	10,846	10,846
Grand Total Revenues	173,499	128,095	108,467	128,095	128,095	108,467	108,467	108,467

Expenditures

Personnel								
Salaries								
702010 Salaries Regular	32,860	48,534	48,534	48,534	48,534	48,534	48,534	48,534
702030 Holiday	1,381	0	0	0	0	0	0	0
702050 Annual Leave	4,106	0	0	0	0	0	0	0
702080 Sick Leave	968	0	0	0	0	0	0	0
702360 Short Term Disability	5,525	0	0	0	0	0	0	0
	44,841	48,534	48,534	48,534	48,534	48,534	48,534	48,534
Fringe Benefits								
722740 Fringe Benefits	0	30,426	44,511	30,426	30,426	44,511	44,511	44,511
722750 Workers Compensation	86	0	0	0	0	0	0	0
722760 Group Life	206	0	0	0	0	0	0	0
722770 Retirement	13,517	0	0	0	0	0	0	0
722780 Hospitalization	14,276	0	0	0	0	0	0	0
722790 Social Security	2,510	0	0	0	0	0	0	0
722800 Dental	1,109	0	0	0	0	0	0	0
722810 Disability	142	0	0	0	0	0	0	0
722820 Unemployment Insurance	170	0	0	0	0	0	0	0
722850 Optical	21	0	0	0	0	0	0	0
722900 Fringe Benefit Adjustments	(2,561)	0	0	0	0	0	0	0
	29,477	30,426	44,511	30,426	30,426	44,511	44,511	44,511
Personnel	74,318	78,960	93,045	78,960	78,960	93,045	93,045	93,045
Operating Expenses								
Contractual Services								
730373 Contracted Services	50,951	47,635	11,500	47,635	47,635	11,500	11,500	11,500
731458 Professional Services	(10)	0	0	0	0	0	0	0
731773 Software Rental Lease Purchase	46,093	0	0	0	0	0	0	0

Fund: 27365 - Juvenile Acct Incentive Block

OAKLAND COUNTY, MICHIGAN
FY2013 AND FY2014 AND FY2015 County Executive Budget Recommendation

Account Number/Description	FY 2011 Actual	FY 2012		FY 2013 Amended Plan	FY 2014 Amended Plan	FY 2013 County Exec. Recommended	FY 2014 County Exec. Recommended	FY 2015 County Exec. Recommended
		Adopted Budget	Amended Budget					
732165 Workshops and Meeting	108	0	0	0	0	0	0	0
	97,142	47,635	11,500	47,635	47,635	11,500	11,500	11,500
Commodities								
750170 Other Expendable Equipment	1,042	1,500	0	1,500	1,500	0	0	0
750294 Material and Supplies	0	0	3,922	0	0	3,922	3,922	3,922
750399 Office Supplies	997	0	0	0	0	0	0	0
	2,039	1,500	3,922	1,500	1,500	3,922	3,922	3,922
Operating Expenses	99,181	49,135	15,422	49,135	49,135	15,422	15,422	15,422
Grand Total Expenditures	173,499	128,095	108,467	128,095	128,095	108,467	108,467	108,467

Fund: 27375 - Local Law Enforcement Block Gr

OAKLAND COUNTY, MICHIGAN

FY2013 AND FY2014 AND FY2015 County Executive Budget Recommendation

Account Number/Description	FY 2011 Actual	FY 2012		FY 2013 Amended Plan	FY 2014 Amended Plan	FY 2013 County Exec. Recommended	FY 2014 County Exec. Recommended	FY 2015 County Exec. Recommended
		Adopted Budget	Amended Budget					
Revenues								
Revenue								
Federal Grants								
610313 Federal Operating Grants	169,056	281,129	281,129	281,129	281,129	281,129	281,129	281,129
	169,056	281,129	281,129	281,129	281,129	281,129	281,129	281,129
Investment Income								
655385 Income from Investments	418	0	0	0	0	0	0	0
	418	0	0	0	0	0	0	0
Revenue	169,474	281,129	281,129	281,129	281,129	281,129	281,129	281,129
Grand Total Revenues	169,474	281,129	281,129	281,129	281,129	281,129	281,129	281,129

Expenditures**Operating Expenses****Commodities**

750154 Expendable Equipment	0	82,173	82,173	82,173	82,173	82,173	82,173	82,173
750170 Other Expendable Equipment	140,751	163,172	163,172	163,172	163,172	163,172	163,172	163,172
750567 Training-Educational Supplies	22,796	29,784	29,784	29,784	29,784	29,784	29,784	29,784
	163,547	275,129	275,129	275,129	275,129	275,129	275,129	275,129

Capital Outlay

760157 Equipment	5,927	6,000	6,000	6,000	6,000	6,000	6,000	6,000
	5,927	6,000	6,000	6,000	6,000	6,000	6,000	6,000

Operating Expenses	169,474	281,129	281,129	281,129	281,129	281,129	281,129	281,129
Grand Total Expenditures	169,474	281,129	281,129	281,129	281,129	281,129	281,129	281,129

Fund: 27349 - ARRA NET Restore 09 Byrne JAG

OAKLAND COUNTY, MICHIGAN

FY2013 AND FY2014 AND FY2015 County Executive Budget Recommendation

Account Number/Description	FY 2011 Actual	FY 2012		FY 2013 Amended Plan	FY 2014 Amended Plan	FY 2013 County Exec. Recommended	FY 2014 County Exec. Recommended	FY 2015 County Exec. Recommended
		Adopted Budget	Amended Budget					
Revenues								
Revenue								
Federal Grants								
610313 Federal Operating Grants	144,426	0	0	0	0	0	0	0
	144,426	0	0	0	0	0	0	0
State Grants								
615571 State Operating Grants	0	123,077	123,077	123,077	123,077	0	0	0
	0	123,077	123,077	123,077	123,077	0	0	0
Revenue	144,426	123,077	123,077	123,077	123,077	0	0	0
Grand Total Revenues	144,426	123,077	123,077	123,077	123,077	0	0	0

Expenditures**Personnel****Salaries**

702010 Salaries Regular	56,330	79,001	79,001	79,001	79,001	0	0	0
702030 Holiday	2,243	0	0	0	0	0	0	0
702050 Annual Leave	6,218	0	0	0	0	0	0	0
702080 Sick Leave	512	0	0	0	0	0	0	0
702140 Other Miscellaneous Salaries	1,000	0	0	0	0	0	0	0
702200 Death Leave	748	0	0	0	0	0	0	0
702210 Holiday Leave	1,246	0	0	0	0	0	0	0
712020 Overtime	21,894	0	0	0	0	0	0	0
712040 Holiday Overtime	210	0	0	0	0	0	0	0
	90,402	79,001	79,001	79,001	79,001	0	0	0

Fringe Benefits

722740 Fringe Benefits	(1)	44,076	44,076	44,076	44,076	0	0	0
722750 Workers Compensation	2,330	0	0	0	0	0	0	0
722760 Group Life	316	0	0	0	0	0	0	0
722770 Retirement	24,729	0	0	0	0	0	0	0
722780 Hospitalization	17,835	0	0	0	0	0	0	0
722790 Social Security	6,796	0	0	0	0	0	0	0
722800 Dental	1,396	0	0	0	0	0	0	0
722810 Disability	204	0	0	0	0	0	0	0
722820 Unemployment Insurance	395	0	0	0	0	0	0	0
722850 Optical	24	0	0	0	0	0	0	0
	54,024	44,076	44,076	44,076	44,076	0	0	0

Personnel

Personnel	144,426	123,077	123,077	123,077	123,077	0	0	0
Grand Total Expenditures	144,426	123,077	123,077	123,077	123,077	0	0	0

Fund:	WORKFORCE_DEV - Workforce Development	OAKLAND COUNTY, MICHIGAN						
		FY2013 AND FY2014 AND FY2015 County Executive Budget Recommendation						

Account Number/Description	FY 2011 Actual	FY 2012		FY 2013 Amended Plan	FY 2014 Amended Plan	FY 2013 County Exec. Recommended	FY 2014 County Exec. Recommended	FY 2015 County Exec. Recommended
		Adopted Budget	Amended Budget					
Revenues								
Revenue								
Federal Grants								
610313 Federal Operating Grants	33,302,922	25,104,784	25,104,784	25,104,784	25,104,784	24,956,763	24,956,763	24,956,763
	33,302,922	25,104,784	25,104,784	25,104,784	25,104,784	24,956,763	24,956,763	24,956,763
State Grants								
615571 State Operating Grants	767,936	514,679	514,679	514,679	514,679	715,182	715,182	715,182
	767,936	514,679	514,679	514,679	514,679	715,182	715,182	715,182
Revenue	34,070,858	25,619,463	25,619,463	25,619,463	25,619,463	25,671,945	25,671,945	25,671,945
Grand Total Revenues	34,070,858	25,619,463	25,619,463	25,619,463	25,619,463	25,671,945	25,671,945	25,671,945

Expenditures

Personnel								
Salaries								
702010 Salaries Regular	439,119	591,042	591,042	591,042	591,042	588,566	588,567	588,567
702030 Holiday	15,594	0	0	0	0	0	0	0
702050 Annual Leave	22,407	0	0	0	0	0	0	0
702080 Sick Leave	5,672	0	0	0	0	0	0	0
702100 Retroactive	190	0	0	0	0	0	0	0
702120 Jury Duty	170	0	0	0	0	0	0	0
702140 Other Miscellaneous Salaries	0	0	0	0	0	3,150	0	0
702240 Salary Adjustments	(1,889)	0	0	0	0	0	0	0
702360 Short Term Disability	2,699	0	0	0	0	0	0	0
712020 Overtime	2,580	1,700	1,700	1,700	1,700	1,700	1,700	1,700
	486,544	592,742	592,742	592,742	592,742	593,416	590,267	590,267
Fringe Benefits								
722750 Workers Compensation	1,084	1,323	1,323	1,323	1,323	1,323	1,323	1,323
722760 Group Life	1,328	2,316	2,316	2,316	2,316	2,316	2,316	2,316
722770 Retirement	124,658	223,351	223,351	223,351	223,351	223,351	223,351	223,351
722780 Hospitalization	44,165	131,500	131,500	131,500	131,500	131,500	131,500	131,500
722790 Social Security	30,816	44,851	44,851	44,851	44,851	44,851	44,851	44,851
722800 Dental	3,513	7,824	7,824	7,824	7,824	7,824	7,824	7,824
722810 Disability	861	1,841	1,841	1,841	1,841	1,841	1,841	1,841
722820 Unemployment Insurance	2,123	2,247	2,247	2,247	2,247	2,247	2,247	2,247
722850 Optical	200	653	653	653	653	653	653	653
722900 Fringe Benefit Adjustments	(14)	0	0	0	0	(70,005)	(71,855)	(71,855)
	208,735	415,906	415,906	415,906	415,906	345,901	344,051	344,051
Personnel	695,279	1,008,648	1,008,648	1,008,648	1,008,648	939,317	934,318	934,318
Operating Expenses								
Contractual Services								
730002 Acquisition	(2,500)	0	0	0	0	0	0	0

Fund:	WORKFORCE_DEV - Workforce Development	OAKLAND COUNTY, MICHIGAN						
		FY2013 AND FY2014 AND FY2015 County Executive Budget Recommendation						

Account Number/Description	FY 2011 Actual	FY 2012		FY 2013 Amended Plan	FY 2014 Amended Plan	FY 2013 County Exec. Recommended	FY 2014 County Exec. Recommended	FY 2015 County Exec. Recommended	
		Adopted Budget	Amended Budget						
730072	Advertising	72,502	80,000	80,000	80,000	80,000	80,000	80,000	
730238	Case Management	302,933	0	0	0	0	0	0	
730366	Contract Administration	797,051	0	0	0	0	0	0	
730380	Contractor Payments	0	790,848	790,848	789,873	785,427	788,420	788,230	
730401	Core Services	4,930,188	0	0	0	0	0	0	
730527	Direct Client Services	(3,600)	0	0	0	0	0	0	
730555	Education Programs	75,403	0	0	0	0	0	0	
730646	Equipment Maintenance	161,717	250	250	250	250	250	250	
730926	Indirect Costs	145,392	75,723	75,723	75,723	145,392	145,392	145,392	
730961	Intensive Services	2,437,815	0	0	0	0	0	0	
731000	Job Search Assistance	1,330	0	0	0	0	0	0	
731073	Legal Services	0	1,500	1,500	1,500	0	0	0	
731143	Mail Handling-Postage Svc	30	0	0	0	0	0	0	
731171	Management Services	121,899	0	0	0	0	0	0	
731213	Membership Dues	17,218	15,000	15,000	15,000	18,000	18,000	18,000	
731241	Miscellaneous	0	500	500	500	0	0	0	
731346	Personal Mileage	442	2,500	2,500	2,500	1,000	1,000	1,000	
731388	Printing	819	8,500	8,500	8,500	8,500	8,500	8,500	
731430	Prof Svc-Accounting Svc	0	7,500	7,500	7,500	0	0	0	
731458	Professional Services	135,275	160,000	160,000	160,000	136,250	136,250	136,250	
731465	Program	11,115,455	23,301,743	23,301,743	23,301,691	23,372,841	23,372,841	23,372,841	
731617	Relocation	151,273	0	0	0	0	0	0	
731780	Software Support Maintenance	106,946	4,000	4,000	4,000	0	0	0	
731815	Special Assessment	231	0	0	0	0	0	0	
731852	Stipends	18,970	0	0	0	0	0	0	
731885	Supportive Services	71,585	0	0	0	0	0	0	
731941	Training	5,097,119	80,000	80,000	80,000	101,250	101,250	101,250	
732011	Transportation Service	35,591	0	0	0	0	0	0	
732018	Travel and Conference	0	4,600	4,600	4,600	0	0	0	
732163	Work Activities	3,120,869	0	0	0	0	0	0	
732172	Youth Costs In-School	2,837,058	0	0	0	0	0	0	
732179	Youth Costs Out-of-School	1,546,441	0	0	0	0	0	0	
		33,295,452	24,532,664	24,532,664	24,532,637	24,530,853	24,648,910	24,651,903	24,651,713
Commodities									
750168	FA Proprietary Equipment Exp	0	525	525	525	525	525	525	
750392	Metered Postage	1,229	2,548	2,548	2,548	2,548	2,548	2,548	
750399	Office Supplies	5,232	4,088	4,088	4,088	4,088	4,088	4,088	
750448	Postage-Standard Mailing	0	200	200	200	200	200	200	
		6,461	7,361	7,361	7,361	7,361	7,361	7,361	
Operating Expenses		33,301,912	24,540,025	24,540,025	24,539,998	24,538,214	24,656,271	24,659,264	24,659,074
Internal Support									
Internal Services									
770631	Bldg Space Cost Allocation	34,987	28,013	28,013	28,035	29,699	33,575	35,461	35,651
770667	Convenience Copier	1,130	1,084	1,084	1,084	1,084	1,084	1,084	1,084

Fund: WORKFORCE_DEV - Workforce Development

OAKLAND COUNTY, MICHIGAN

FY2013 AND FY2014 AND FY2015 County Executive Budget Recommendation

Account Number/Description	FY 2011 Actual	FY 2012		FY 2013 Amended Plan	FY 2014 Amended Plan	FY 2013 County Exec. Recommended	FY 2014 County Exec. Recommended	FY 2015 County Exec. Recommended
		Adopted Budget	Amended Budget					
774636 Info Tech Operations	24,366	28,789	28,789	28,794	28,914	28,794	28,914	28,914
774677 Insurance Fund	4,887	5,410	5,410	5,410	5,410	5,410	5,410	5,410
775667 Mail Room	1,216	0	0	0	0	0	0	0
778675 Telephone Communications	7,081	7,494	7,494	7,494	7,494	7,494	7,494	7,494
	73,667	70,790	70,790	70,817	72,601	76,357	78,363	78,553
Internal Support	73,667	70,790	70,790	70,817	72,601	76,357	78,363	78,553
Grand Total Expenditures	34,070,858	25,619,463	25,619,463	25,619,463	25,619,463	25,671,945	25,671,945	25,671,945

Fund: 27342 - ARRA 2009 SHER CLEM BYRNE JAG

OAKLAND COUNTY, MICHIGAN

FY2013 AND FY2014 AND FY2015 County Executive Budget Recommendation

Account Number/Description	FY 2011 Actual	FY 2012		FY 2013 Amended Plan	FY 2014 Amended Plan	FY 2013 County Exec. Recommended	FY 2014 County Exec. Recommended	FY 2015 County Exec. Recommended
		Adopted Budget	Amended Budget					
Revenues								
Revenue								
Federal Grants								
610314 Federal Capital Grants	490,753	0	0	0	0	0	0	0
	490,753	0	0	0	0	0	0	0
Revenue	490,753	0	0	0	0	0	0	0
Grand Total Revenues	490,753	0	0	0	0	0	0	0

Expenditures

Operating Expenses

Contractual Services

731773 Software Rental Lease Purchase	367,343	0	0	0	0	0	0	0
	367,343	0	0	0	0	0	0	0
Commodities								
750170 Other Expendable Equipment	123,411	0	0	0	0	0	0	0
	123,411	0	0	0	0	0	0	0
Operating Expenses	490,753	0	0	0	0	0	0	0
Grand Total Expenditures	490,753	0	0	0	0	0	0	0

Fund: 27310 - ATPA Grants	OAKLAND COUNTY, MICHIGAN
FY2013 AND FY2014 AND FY2015 County Executive Budget Recommendation	

Account Number/Description	FY 2011 Actual	FY 2012		FY 2013 Amended Plan	FY 2014 Amended Plan	FY 2013 County Exec. Recommended	FY 2014 County Exec. Recommended	FY 2015 County Exec. Recommended
		Adopted Budget	Amended Budget					
Revenues								
Revenue								
State Grants								
615571 State Operating Grants	452,523	338,143	412,879	338,143	338,143	412,879	412,879	412,879
	452,523	338,143	412,879	338,143	338,143	412,879	412,879	412,879
Other Intergovern. Revenues								
625558 Local Match	0	266,677	0	266,677	266,677	0	0	0
	0	266,677	0	266,677	266,677	0	0	0
Revenue	452,523	604,820	412,879	604,820	604,820	412,879	412,879	412,879
Other Financing Sources								
Transfers In								
695500 Transfers In	344,098	338,142	412,879	338,142	338,142	412,879	412,879	412,879
	344,098	338,142	412,879	338,142	338,142	412,879	412,879	412,879
Other Financing Sources	344,098	338,142	412,879	338,142	338,142	412,879	412,879	412,879
Grand Total Revenues	796,621	942,962	825,758	942,962	942,962	825,758	825,758	825,758

Expenditures								
Personnel								
Salaries								
702010 Salaries Regular	327,972	547,215	450,747	547,215	547,215	435,137	435,137	435,137
702030 Holiday	12,631	0	0	0	0	0	0	0
702050 Annual Leave	30,050	0	0	0	0	0	0	0
702080 Sick Leave	7,894	0	0	0	0	0	0	0
702140 Other Miscellaneous Salaries	5,000	0	0	0	0	1,890	0	0
702200 Death Leave	498	0	0	0	0	0	0	0
712020 Overtime	15,131	27,362	30,764	27,362	27,362	31,198	31,198	31,198
712040 Holiday Overtime	1,482	0	0	0	0	0	0	0
	400,658	574,577	481,511	574,577	574,577	468,225	466,335	466,335
Fringe Benefits								
722740 Fringe Benefits	0	311,935	293,247	311,935	311,935	25,445	24,335	24,335
722750 Workers Compensation	10,456	0	0	0	0	10,158	10,158	10,158
722760 Group Life	1,516	0	0	0	0	1,196	1,196	1,196
722770 Retirement	129,411	0	0	0	0	136,350	139,350	139,350
722780 Hospitalization	83,985	0	0	0	0	78,303	78,303	78,303
722790 Social Security	30,383	0	0	0	0	29,809	29,809	29,809
722800 Dental	6,726	0	0	0	0	5,664	5,664	5,664
722810 Disability	1,165	0	0	0	0	5,643	5,643	5,643
722820 Unemployment Insurance	1,760	0	0	0	0	1,443	1,443	1,443
722850 Optical	185	0	0	0	0	346	346	346
722900 Fringe Benefit Adjustments	(31,161)	0	0	0	0	12,176	12,176	12,176
	234,427	311,935	293,247	311,935	311,935	306,533	308,423	308,423

Fund: 27310 - ATPA Grants

OAKLAND COUNTY, MICHIGAN

FY2013 AND FY2014 AND FY2015 County Executive Budget Recommendation

Account Number/Description	FY 2011 Actual	FY 2012		FY 2013 Amended Plan	FY 2014 Amended Plan	FY 2013 County Exec. Recommended	FY 2014 County Exec. Recommended	FY 2015 County Exec. Recommended
		Adopted Budget	Amended Budget					
Personnel	635,085	886,512	774,758	886,512	886,512	774,758	774,758	774,758
Operating Expenses								
Contractual Services								
730324 Communications	1,050	0	0	0	0	0	0	0
730373 Contracted Services	98,700	0	0	0	0	0	0	0
731458 Professional Services	138	0	0	0	0	0	0	0
	99,888	0	0	0	0	0	0	0
Commodities								
750070 Deputy Supplies	0	1,100	2,100	1,100	1,100	2,100	2,100	2,100
	0	1,100	2,100	1,100	1,100	2,100	2,100	2,100
Operating Expenses	99,888	1,100	2,100	1,100	1,100	2,100	2,100	2,100
Internal Support								
Internal Services								
776659 Motor Pool Fuel Charges	13,475	0	0	0	0	0	0	0
776661 Motor Pool	46,632	51,850	45,500	51,850	51,850	45,500	45,500	45,500
777560 Radio Communications	1,541	0	0	0	0	0	0	0
778675 Telephone Communications	0	3,500	3,400	3,500	3,500	3,400	3,400	3,400
	61,648	55,350	48,900	55,350	55,350	48,900	48,900	48,900
Internal Support	61,648	55,350	48,900	55,350	55,350	48,900	48,900	48,900
Grand Total Expenditures	796,621	942,962	825,758	942,962	942,962	825,758	825,758	825,758

Fund: 27337 - CLEMIS IT

OAKLAND COUNTY, MICHIGAN

FY2013 AND FY2014 AND FY2015 County Executive Budget Recommendation

Account Number/Description	FY 2011 Actual	FY 2012		FY 2013 Amended Plan	FY 2014 Amended Plan	FY 2013 County Exec. Recommended	FY 2014 County Exec. Recommended	FY 2015 County Exec. Recommended
		Adopted Budget	Amended Budget					
Revenues								
Revenue								
Federal Grants								
610314 Federal Capital Grants	418,684	0	0	0	0	0	0	0
	418,684	0	0	0	0	0	0	0
Revenue	418,684	0	0	0	0	0	0	0
Grand Total Revenues	418,684	0	0	0	0	0	0	0

Expenditures**Operating Expenses****Contractual Services**

731458 Professional Services	275,000	0	0	0	0	0	0	0
	275,000	0	0	0	0	0	0	0
Commodities								
750170 Other Expendable Equipment	143,684	0	0	0	0	0	0	0
	143,684	0	0	0	0	0	0	0
Operating Expenses	418,684	0	0	0	0	0	0	0
Grand Total Expenditures	418,684	0	0	0	0	0	0	0

Fund:	27340 - Criminal Justice Training Grnt	OAKLAND COUNTY, MICHIGAN						
		FY2013 AND FY2014 AND FY2015 County Executive Budget Recommendation						

Account Number/Description	FY 2011 Actual	FY 2012		FY 2013 Amended Plan	FY 2014 Amended Plan	FY 2013 County Exec. Recommended	FY 2014 County Exec. Recommended	FY 2015 County Exec. Recommended
		Adopted Budget	Amended Budget					
Revenues								
Revenue								
State Grants								
615571 State Operating Grants	110,699	150,000	150,000	150,000	150,000	150,000	150,000	150,000
	110,699	150,000	150,000	150,000	150,000	150,000	150,000	150,000
Other Revenues								
	0	0	0	0	0	0	0	0
Revenue	110,699	150,000	150,000	150,000	150,000	150,000	150,000	150,000
Grand Total Revenues	110,699	150,000	150,000	150,000	150,000	150,000	150,000	150,000

Expenditures								
Operating Expenses								
Contractual Services								
731213 Membership Dues	(969)	0	0	0	0	0	0	0
731304 Officers Training	110,699	150,000	150,000	150,000	150,000	150,000	150,000	150,000
731339 Periodicals Books Publ Sub	969	0	0	0	0	0	0	0
	110,699	150,000	150,000	150,000	150,000	150,000	150,000	150,000
Operating Expenses	110,699	150,000	150,000	150,000	150,000	150,000	150,000	150,000
Grand Total Expenditures	110,699	150,000	150,000	150,000	150,000	150,000	150,000	150,000

Fund:	27320 - Drug Policy Grant	OAKLAND COUNTY, MICHIGAN						
		FY2013 AND FY2014 AND FY2015 County Executive Budget Recommendation						

Account Number/Description	FY 2011 Actual	FY 2012		FY 2013 Amended Plan	FY 2014 Amended Plan	FY 2013 County Exec. Recommended	FY 2014 County Exec. Recommended	FY 2015 County Exec. Recommended
		Adopted Budget	Amended Budget					
Revenues								
Revenue								
Federal Grants								
610313 Federal Operating Grants	559,125	512,458	451,914	512,458	512,458	566,485	566,485	566,485
	559,125	512,458	451,914	512,458	512,458	566,485	566,485	566,485
Revenue	559,125	512,458	451,914	512,458	512,458	566,485	566,485	566,485
Other Financing Sources								
Transfers In								
695500 Transfers In	426,198	415,413	460,676	415,413	415,413	398,544	398,544	398,544
	426,198	415,413	460,676	415,413	415,413	398,544	398,544	398,544
Other Financing Sources	426,198	415,413	460,676	415,413	415,413	398,544	398,544	398,544
Grand Total Revenues	985,323	927,871	912,590	927,871	927,871	965,029	965,029	965,029

Expenditures								
Personnel								
Salaries								
702010 Salaries Regular	484,120	561,239	512,498	561,239	561,239	513,627	513,627	513,627
702030 Holiday	18,921	0	0	0	0	0	0	0
702050 Annual Leave	38,589	0	0	0	0	0	0	0
702080 Sick Leave	10,792	0	0	0	0	0	0	0
702120 Jury Duty	119	0	0	0	0	0	0	0
702140 Other Miscellaneous Salaries	1,000	0	0	0	0	0	0	0
702200 Death Leave	1,746	0	0	0	0	0	0	0
702240 Salary Adjustments	(114)	0	0	0	0	0	0	0
	555,174	561,239	512,498	561,239	561,239	513,627	513,627	513,627
Fringe Benefits								
722740 Fringe Benefits	(0)	288,224	327,684	288,224	288,224	0	0	0
722750 Workers Compensation	7,817	0	0	0	0	7,646	7,646	7,646
722760 Group Life	2,189	0	0	0	0	1,403	1,403	1,403
722770 Retirement	177,224	0	0	0	0	176,884	176,884	176,884
722780 Hospitalization	77,217	0	0	0	0	95,956	95,956	95,956
722790 Social Security	39,706	0	0	0	0	35,787	35,787	35,787
722800 Dental	5,248	0	0	0	0	6,351	6,351	6,351
722810 Disability	1,390	0	0	0	0	6,619	6,619	6,619
722820 Unemployment Insurance	2,422	0	0	0	0	1,900	1,900	1,900
722850 Optical	408	0	0	0	0	621	621	621
	313,619	288,224	327,684	288,224	288,224	333,167	333,167	333,167
Personnel	868,793	849,463	840,182	849,463	849,463	846,794	846,794	846,794
Operating Expenses								
Contractual Services								
730373 Contracted Services	110,887	67,599	67,599	67,599	67,599	67,599	67,599	67,599

Fund: 27320 - Drug Policy Grant		OAKLAND COUNTY, MICHIGAN							
		FY2013 AND FY2014 AND FY2015 County Executive Budget Recommendation							
Account Number/Description	FY 2011 Actual	FY 2012		FY 2013 Amended Plan	FY 2014 Amended Plan	FY 2013 County Exec. Recommended	FY 2014 County Exec. Recommended	FY 2015 County Exec. Recommended	
		Adopted Budget	Amended Budget						
732018	Travel and Conference	500	1,538	1,538	1,538	47,365	47,365	47,365	
		111,387	69,137	69,137	69,137	114,964	114,964	114,964	
Commodities									
750294	Material and Supplies	5,144	3,271	3,271	3,271	3,271	3,271	3,271	
		5,144	3,271	3,271	3,271	3,271	3,271	3,271	
Operating Expenses		116,530	72,408	72,408	72,408	118,235	118,235	118,235	
Internal Support									
Internal Services									
776659	Motor Pool Fuel Charges	0	6,000	0	6,000	0	0	0	
		0	6,000	0	6,000	0	0	0	
Internal Support		0	6,000	0	6,000	0	0	0	
Grand Total Expenditures		985,323	927,871	912,590	927,871	965,029	965,029	965,029	

Fund: 27366 - JAG FY11-14

OAKLAND COUNTY, MICHIGAN

FY2013 AND FY2014 AND FY2015 County Executive Budget Recommendation

Account Number/Description	FY 2011 Actual	FY 2012		FY 2013 Amended Plan	FY 2014 Amended Plan	FY 2013 County Exec. Recommended	FY 2014 County Exec. Recommended	FY 2015 County Exec. Recommended
		Adopted Budget	Amended Budget					
Revenues								
Revenue								
Federal Grants								
610313 Federal Operating Grants	0	208,894	208,894	0	0	0	0	0
	0	208,894	208,894	0	0	0	0	0
Revenue	0	208,894	208,894	0	0	0	0	0
Grand Total Revenues	0	208,894	208,894	0	0	0	0	0
Expenditures								
Personnel								
Salaries								
702010 Salaries Regular	0	23,680	23,680	0	0	0	0	0
	0	23,680	23,680	0	0	0	0	0
Personnel	0	23,680	23,680	0	0	0	0	0
Operating Expenses								
Commodities								
750170 Other Expendable Equipment	0	185,214	185,214	0	0	0	0	0
	0	185,214	185,214	0	0	0	0	0
Operating Expenses	0	185,214	185,214	0	0	0	0	0
Grand Total Expenditures	0	208,894	208,894	0	0	0	0	0

Fund: 27315 - Prosecutor Co Op Reimbursement

OAKLAND COUNTY, MICHIGAN

FY2013 AND FY2014 AND FY2015 County Executive Budget Recommendation

Account Number/Description	FY 2011 Actual	FY 2012		FY 2013 Amended Plan	FY 2014 Amended Plan	FY 2013 County Exec. Recommended	FY 2014 County Exec. Recommended	FY 2015 County Exec. Recommended
		Adopted Budget	Amended Budget					
Revenues								
Revenue								
Other Intergovern. Revenues								
625210 CRP	1,628,789	0	0	0	0	0	0	0
	1,628,789	0	0	0	0	0	0	0
Charges for Services								
630434 CRP Contract	0	1,749,105	1,749,105	1,749,105	1,749,105	1,777,670	1,796,436	1,811,540
630560 DNA Testing Fees	953	0	0	0	0	0	0	0
	953	1,749,105	1,749,105	1,749,105	1,749,105	1,777,670	1,796,436	1,811,540
	1,629,742	1,749,105	1,749,105	1,749,105	1,749,105	1,777,670	1,796,436	1,811,540
Revenue								
Other Financing Sources								
Transfers In								
695500 Transfers In	838,744	894,155	894,155	894,157	894,228	915,769	925,436	933,218
	838,744	894,155	894,155	894,157	894,228	915,769	925,436	933,218
	838,744	894,155	894,155	894,157	894,228	915,769	925,436	933,218
Other Financing Sources	838,744	894,155	894,155	894,157	894,228	915,769	925,436	933,218
Grand Total Revenues	2,468,486	2,643,260	2,643,260	2,643,262	2,643,333	2,693,439	2,721,872	2,744,758

Expenditures

Personnel								
Salaries								
702010 Salaries Regular	1,040,402	1,226,107	1,226,107	1,226,107	1,226,107	1,213,598	1,250,337	1,265,582
702030 Holiday	45,044	0	0	0	0	0	0	0
702050 Annual Leave	83,034	0	0	0	0	0	0	0
702080 Sick Leave	26,826	0	0	0	0	0	0	0
702120 Jury Duty	(11)	0	0	0	0	0	0	0
702140 Other Miscellaneous Salaries	0	0	0	0	0	11,260	0	0
702200 Death Leave	1,434	0	0	0	0	0	0	0
702360 Short Term Disability	4,491	0	0	0	0	0	0	0
712020 Overtime	35,932	23,000	23,000	23,000	23,000	38,000	40,000	42,000
	1,237,152	1,249,107	1,249,107	1,249,107	1,249,107	1,262,858	1,290,337	1,307,582
Fringe Benefits								
722740 Fringe Benefits	0	11,132	11,132	11,132	11,132	21,165	11,502	11,498
722750 Workers Compensation	6,982	7,135	7,135	7,135	7,135	6,994	7,002	7,013
722760 Group Life	5,361	4,453	4,453	4,453	4,453	3,761	3,773	3,784
722770 Retirement	421,380	479,751	479,751	479,751	479,751	469,556	471,742	473,942
722780 Hospitalization	260,957	294,353	294,353	294,353	294,353	281,734	282,562	283,405
722790 Social Security	89,749	91,292	91,292	91,292	91,292	94,979	95,423	95,861
722800 Dental	20,547	21,271	21,271	21,271	21,271	20,411	20,477	20,545
722810 Disability	3,839	3,834	3,834	3,834	3,834	17,655	17,708	17,763
722820 Unemployment Insurance	5,408	4,662	4,662	4,662	4,662	4,565	4,582	4,597
722850 Optical	878	1,063	1,063	1,063	1,063	1,852	1,855	1,859

Fund: 27315 - Prosecutor Co Op Reimbursement

OAKLAND COUNTY, MICHIGAN

FY2013 AND FY2014 AND FY2015 County Executive Budget Recommendation

Account Number/Description	FY 2011 Actual	FY 2012		FY 2013 Amended Plan	FY 2014 Amended Plan	FY 2013 County Exec. Recommended	FY 2014 County Exec. Recommended	FY 2015 County Exec. Recommended
		Adopted Budget	Amended Budget					
	815,102	918,946	918,946	918,946	918,946	922,672	916,626	920,267
Personnel	2,052,254	2,168,053	2,168,053	2,168,053	2,168,053	2,185,530	2,206,963	2,227,849
Operating Expenses								
Contractual Services								
730058 Administration	960	0	0	0	0	0	0	0
730163 Blood Tests	0	3,000	3,000	3,000	3,000	500	500	500
730303 Clothing Allowance	1,125	1,293	1,293	1,293	1,293	1,293	1,293	1,293
730338 Computer Research Service	1,761	10,000	10,000	10,000	10,000	10,000	10,000	10,000
730646 Equipment Maintenance	120	0	0	0	0	0	0	0
730688 Expert Witness Fee and Mileage	0	402	402	402	402	402	402	402
730695 Extradition Expense	17,092	35,000	35,000	35,000	35,000	35,000	35,000	35,000
730926 Indirect Costs	155,143	159,199	159,199	159,199	159,199	159,199	159,199	159,199
731213 Membership Dues	0	1,000	1,000	1,000	1,000	1,300	1,300	1,300
731241 Miscellaneous	161	7,000	7,000	7,000	7,000	7,000	7,000	7,000
731339 Periodicals Books Publ Sub	182	200	200	200	200	200	200	200
731346 Personal Mileage	1,315	1,700	1,700	1,700	1,700	3,500	3,500	3,500
731388 Printing	1,892	7,547	7,547	7,547	7,547	7,547	7,547	7,547
731458 Professional Services	30,691	13,000	13,000	13,000	13,000	31,000	31,000	31,000
731941 Training	1,161	0	0	0	0	1,500	1,500	1,500
732018 Travel and Conference	0	7,000	7,000	7,000	7,000	7,000	7,000	7,000
732020 Travel Employee Taxable Meals	69	0	0	0	0	0	0	0
	211,671	246,341	246,341	246,341	246,341	265,441	265,441	265,441
Commodities								
750154 Expendable Equipment	1,234	2,500	2,500	2,500	2,500	2,500	2,500	2,500
750170 Other Expendable Equipment	1,318	17,108	17,108	17,108	17,108	10,000	15,000	15,000
750392 Metered Postage	12,668	38,000	38,000	38,000	38,000	38,000	38,000	38,000
750399 Office Supplies	11,258	11,000	11,000	11,000	11,000	13,000	13,000	13,000
	26,479	68,608	68,608	68,608	68,608	63,500	68,500	68,500
Operating Expenses	238,150	314,949	314,949	314,949	314,949	328,941	333,941	333,941
Internal Support								
Internal Services								
770631 Bldg Space Cost Allocation	86,693	79,616	79,616	79,616	79,616	92,000	94,000	96,000
770667 Convenience Copier	7,010	7,219	7,219	7,219	7,219	7,219	7,219	7,219
774636 Info Tech Operations	17,280	17,174	17,174	17,176	17,247	21,000	21,000	21,000
774677 Insurance Fund	7,042	8,970	8,970	8,970	8,970	8,970	8,970	8,970
775667 Mail Room	14,648	0	0	0	0	0	0	0
776659 Motor Pool Fuel Charges	6,479	6,000	6,000	6,000	6,000	6,500	6,500	6,500
776661 Motor Pool	23,671	26,842	26,842	26,842	26,842	26,842	26,842	26,842
777560 Radio Communications	1,828	0	0	0	0	2,000	2,000	2,000
778675 Telephone Communications	13,430	14,437	14,437	14,437	14,437	14,437	14,437	14,437
	178,082	160,258	160,258	160,260	160,331	178,968	180,968	182,968
Internal Support	178,082	160,258	160,258	160,260	160,331	178,968	180,968	182,968
Grand Total Expenditures	2,468,486	2,643,260	2,643,260	2,643,262	2,643,333	2,693,439	2,721,872	2,744,758

Fund:	27325 - Prosecutor VOCA	OAKLAND COUNTY, MICHIGAN						
FY2013 AND FY2014 AND FY2015 County Executive Budget Recommendation								

Account Number/Description	FY 2011 Actual	FY 2012		FY 2013 Amended Plan	FY 2014 Amended Plan	FY 2013 County Exec. Recommended	FY 2014 County Exec. Recommended	FY 2015 County Exec. Recommended	
		Adopted Budget	Amended Budget						
Revenues									
Revenue									
Federal Grants									
610313	Federal Operating Grants	66,968	66,968	66,968	66,968	66,968	69,501	69,501	69,501
		66,968	66,968	66,968	66,968	66,968	69,501	69,501	69,501
		66,968	66,968	66,968	66,968	66,968	69,501	69,501	69,501
Revenue									
Other Financing Sources									
Transfers In									
695500	Transfers In	17,671	17,671	20,811	17,671	17,671	20,811	20,811	20,811
		17,671	17,671	20,811	17,671	17,671	20,811	20,811	20,811
		17,671	17,671	20,811	17,671	17,671	20,811	20,811	20,811
Other Financing Sources									
Grand Total Revenues									
		84,639	84,639	87,779	84,639	84,639	90,312	90,312	90,312

Expenditures

Personnel									
Salaries									
702010	Salaries Regular	38,626	44,144	44,144	44,144	44,144	44,144	44,144	44,144
702030	Holiday	1,698	0	0	0	315	630	630	630
702050	Annual Leave	2,577	0	0	0	0	0	0	0
702080	Sick Leave	849	0	0	0	0	0	0	0
702200	Death Leave	127	0	0	0	0	0	0	0
		43,877	44,144	44,144	44,144	44,459	44,774	44,774	44,774
Fringe Benefits									
722740	Fringe Benefits	(2,161)	35,765	43,635	35,765	35,765	315	0	0
722750	Workers Compensation	98	0	0	0	99	99	99	99
722760	Group Life	212	0	0	0	137	137	137	137
722770	Retirement	16,651	0	0	0	17,986	17,986	17,986	17,986
722780	Hospitalization	16,902	0	0	0	18,323	18,323	18,323	18,323
722790	Social Security	3,201	0	0	0	3,377	3,377	3,377	3,377
722800	Dental	1,310	0	0	0	1,377	1,377	1,377	1,377
722810	Disability	149	0	0	0	639	639	639	639
722820	Unemployment Insurance	192	0	0	0	163	163	163	163
722850	Optical	92	0	0	0	137	137	137	137
		36,646	35,765	43,635	35,765	35,765	42,553	42,238	42,238
		80,524	79,909	87,779	79,909	79,909	87,012	87,012	87,012
Personnel									
Operating Expenses									
Contractual Services									
731346	Personal Mileage	2,524	4,250	0	4,250	4,250	3,300	3,300	3,300
732018	Travel and Conference	1,502	0	0	0	0	0	0	0
		4,026	4,250	0	4,250	4,250	3,300	3,300	3,300

Fund:	27325 - Prosecutor VOCA	OAKLAND COUNTY, MICHIGAN						
		FY2013 AND FY2014 AND FY2015 County Executive Budget Recommendation						

Account Number/Description	FY 2011 Actual	FY 2012		FY 2013 Amended Plan	FY 2014 Amended Plan	FY 2013 County Exec. Recommendec	FY 2014 County Exec. Recommended	FY 2015 County Exec. Recommended
		Adopted Budget	Amended Budget					
Operating Expenses	4,026	4,250	0	4,250	4,250	3,300	3,300	3,300
Internal Support								
Internal Services								
777560 Radio Communications	0	480	0	480	480	0	0	0
778675 Telephone Communications	89	0	0	0	0	0	0	0
	89	480	0	480	480	0	0	0
Internal Support	89	480	0	480	480	0	0	0
Grand Total Expenditures	84,639	84,639	87,779	84,639	84,639	90,312	90,312	90,312

Fund:	27374 - Recovery Act Byrne JAG	OAKLAND COUNTY, MICHIGAN						
		FY2013 AND FY2014 AND FY2015 County Executive Budget Recommendation						

Account Number/Description	FY 2011 Actual	FY 2012		FY 2013 Amended Plan	FY 2014 Amended Plan	FY 2013 County Exec. Recommended	FY 2014 County Exec. Recommended	FY 2015 County Exec. Recommended
		Adopted Budget	Amended Budget					
Revenues								
Revenue								
Federal Grants								
610313 Federal Operating Grants	194,774	0	0	0	0	0	0	0
	194,774	0	0	0	0	0	0	0
Investment Income								
655385 Income from Investments	2,263	0	0	0	0	0	0	0
	2,263	0	0	0	0	0	0	0
Revenue	197,037	0	0	0	0	0	0	0
Grand Total Revenues	197,037	0	0	0	0	0	0	0

Expenditures

Personnel								
Salaries								
702010 Salaries Regular	815	0	0	0	0	0	0	0
702140 Other Miscellaneous Salaries	38	0	0	0	0	0	0	0
712020 Overtime	337	0	0	0	0	0	0	0
	1,190	0	0	0	0	0	0	0
Fringe Benefits								
722750 Workers Compensation	22	0	0	0	0	0	0	0
722760 Group Life	2	0	0	0	0	0	0	0
722770 Retirement	154	0	0	0	0	0	0	0
722780 Hospitalization	29	0	0	0	0	0	0	0
722790 Social Security	40	0	0	0	0	0	0	0
722800 Dental	10	0	0	0	0	0	0	0
722810 Disability	1	0	0	0	0	0	0	0
722820 Unemployment Insurance	5	0	0	0	0	0	0	0
722850 Optical	1	0	0	0	0	0	0	0
	265	0	0	0	0	0	0	0
Personnel	1,455	0	0	0	0	0	0	0
Operating Expenses								
Contractual Services								
731458 Professional Services	33,010	0	0	0	0	0	0	0
731941 Training	2,375	0	0	0	0	0	0	0
732018 Travel and Conference	2,239	0	0	0	0	0	0	0
	37,624	0	0	0	0	0	0	0
Commodities								
750170 Other Expendable Equipment	155,222	0	0	0	0	0	0	0
	155,222	0	0	0	0	0	0	0
Operating Expenses	192,846	0	0	0	0	0	0	0

Fund:	27374 - Recovery Act Byrne JAG	OAKLAND COUNTY, MICHIGAN				
FY2013 AND FY2014 AND FY2015 County Executive Budget Recommendation						

Account Number/Description	FY 2011 Actual	FY 2012		FY 2013 Amended Plan	FY 2014 Amended Plan	FY 2013 County Exec. Recommended	FY 2014 County Exec. Recommended	FY 2015 County Exec. Recommended
		Adopted Budget	Amended Budget					
Internal Support								
Internal Services								
778675 Telephone Communications	2,736	0	0	0	0	0	0	0
	2,736	0	0	0	0	0	0	0
Internal Support	2,736	0	0	0	0	0	0	0
Grand Total Expenditures	197,037	0	0	0	0	0	0	0

Fund:	27345 - Sheriff Road Patrol	OAKLAND COUNTY, MICHIGAN						
		FY2013 AND FY2014 AND FY2015 County Executive Budget Recommendation						

Account Number/Description	FY 2011 Actual	FY 2012		FY 2013 Amended Plan	FY 2014 Amended Plan	FY 2013 County Exec. Recommended	FY 2014 County Exec. Recommended	FY 2015 County Exec. Recommended
		Adopted Budget	Amended Budget					

Revenues

<u>Revenue</u>									
<u>Federal Grants</u>		0	0	0	0	0	0	0	0
<u>State Grants</u>									
615571	State Operating Grants	845,900	845,900	761,310	845,900	845,900	761,310	761,310	761,310
		845,900	845,900	761,310	845,900	845,900	761,310	761,310	761,310
Revenue		845,900	845,900	761,310	845,900	845,900	761,310	761,310	761,310
Grand Total Revenues		845,900	845,900	761,310	845,900	845,900	761,310	761,310	761,310

Expenditures

<u>Personnel</u>									
<u>Salaries</u>									
702010	Salaries Regular	316,866	465,200	396,310	465,200	465,200	396,310	396,310	396,310
702030	Holiday	14,924	0	0	0	0	0	0	0
702050	Annual Leave	39,444	0	0	0	0	0	0	0
702080	Sick Leave	6,349	0	0	0	0	0	0	0
702140	Other Miscellaneous Salaries	6,000	0	0	0	0	0	0	0
702210	Holiday Leave	1,520	0	0	0	0	0	0	0
712020	Overtime	91,660	60,000	24,840	60,000	60,000	24,840	24,840	24,840
712040	Holiday Overtime	6,419	0	0	0	0	0	0	0
		483,182	525,200	421,150	525,200	525,200	421,150	421,150	421,150
<u>Fringe Benefits</u>									
722740	Fringe Benefits	(3,231)	0	0	0	0	0	0	0
722750	Workers Compensation	12,483	13,655	4,914	13,655	13,655	4,914	4,914	4,914
722760	Group Life	1,846	2,310	1,982	2,310	2,310	1,982	1,982	1,982
722770	Retirement	174,145	175,732	153,689	175,732	175,732	153,689	153,689	153,689
722780	Hospitalization	77,552	12,987	87,252	12,987	12,987	87,252	87,252	87,252
722790	Social Security	36,765	40,178	30,318	40,178	40,178	30,318	30,318	30,318
722800	Dental	5,676	4,933	4,620	4,933	4,933	4,620	4,620	4,620
722810	Disability	1,188	1,628	1,308	1,628	1,628	1,308	1,308	1,308
722820	Unemployment Insurance	2,103	2,310	1,466	2,310	2,310	1,466	1,466	1,466
722850	Optical	255	473	474	473	473	474	474	474
		308,783	254,206	286,023	254,206	254,206	286,023	286,023	286,023
Personnel		791,966	779,406	707,173	779,406	779,406	707,173	707,173	707,173
<u>Operating Expenses</u>									
<u>Contractual Services</u>		0	0	0	0	0	0	0	0
<u>Commodities</u>		0	0	0	0	0	0	0	0

Fund: 27345 - Sheriff Road Patrol	OAKLAND COUNTY, MICHIGAN
FY2013 AND FY2014 AND FY2015 County Executive Budget Recommendation	

Account Number/Description	FY 2011 Actual	FY 2012		FY 2013 Amended Plan	FY 2014 Amended Plan	FY 2013 County Exec. Recommended	FY 2014 County Exec. Recommended	FY 2015 County Exec. Recommended
		Adopted Budget	Amended Budget					
Operating Expenses	0	0	0	0	0	0	0	0
Internal Support								
Internal Services								
776659 Motor Pool Fuel Charges	15,656	9,746	(800)	9,746	9,746	0	0	0
776661 Motor Pool	38,278	56,748	54,937	56,748	56,748	54,137	54,137	54,137
	53,934	66,494	54,137	66,494	66,494	54,137	54,137	54,137
Internal Support	53,934	66,494	54,137	66,494	66,494	54,137	54,137	54,137
Grand Total Expenditures	845,900	845,900	761,310	845,900	845,900	761,310	761,310	761,310

Fund:	27420 - PSP and COPS Program	OAKLAND COUNTY, MICHIGAN					
		FY2013 AND FY2014 AND FY2015 County Executive Budget Recommendation					

Account Number/Description	FY 2011 Actual	FY 2012		FY 2013 Amended Plan	FY 2014 Amended Plan	FY 2013 County Exec. Recommended	FY 2014 County Exec. Recommended	FY 2015 County Exec. Recommended
		Adopted Budget	Amended Budget					

Revenues

<u>Revenue</u>									
<u>Federal Grants</u>									
610314	Federal Capital Grants	960,411	0	0	0	0	0	0	0
		960,411	0	0	0	0	0	0	0
Revenue		960,411	0	0	0	0	0	0	0
Grand Total Revenues		960,411	0	0	0	0	0	0	0

Expenditures

<u>Operating Expenses</u>									
<u>Contractual Services</u>									
730772	Freight and Express	16	0	0	0	0	0	0	0
731458	Professional Services	481,381	0	0	0	0	0	0	0
		481,397	0	0	0	0	0	0	0
<u>Commodities</u>									
750170	Other Expendable Equipment	479,015	0	0	0	0	0	0	0
		479,015	0	0	0	0	0	0	0
Operating Expenses		960,411	0	0	0	0	0	0	0
Grand Total Expenditures		960,411	0	0	0	0	0	0	0

Fund:	29701 - Community Develop Block Grants	OAKLAND COUNTY, MICHIGAN						
		FY2013 AND FY2014 AND FY2015 County Executive Budget Recommendation						

Account Number/Description	FY 2011 Actual	FY 2012		FY 2013 Amended Plan	FY 2014 Amended Plan	FY 2013 County Exec. Recommended	FY 2014 County Exec. Recommended	FY 2015 County Exec. Recommended
		Adopted Budget	Amended Budget					
Revenues								
Revenue								
Federal Grants								
610313 Federal Operating Grants	3,089,270	4,129,243	4,129,243	4,129,243	4,129,243	4,129,243	4,129,243	4,129,243
	3,089,270	4,129,243	4,129,243	4,129,243	4,129,243	4,129,243	4,129,243	4,129,243
Charges for Services								
631617 Program Income	594,791	500,000	500,000	500,000	500,000	500,000	500,000	500,000
	594,791	500,000	500,000	500,000	500,000	500,000	500,000	500,000
Investment Income								
	0	0	0	0	0	0	0	0
Other Revenues								
	0	0	0	0	0	0	0	0
Revenue	3,684,061	4,629,243	4,629,243	4,629,243	4,629,243	4,629,243	4,629,243	4,629,243
Grand Total Revenues	3,684,061	4,629,243	4,629,243	4,629,243	4,629,243	4,629,243	4,629,243	4,629,243

Expenditures								
Personnel								
Salaries								
702010 Salaries Regular	553,551	968,188	968,188	968,188	968,188	968,188	968,188	968,188
702030 Holiday	25,921	0	0	0	0	0	0	0
702050 Annual Leave	48,870	0	0	0	0	0	0	0
702080 Sick Leave	12,417	0	0	0	0	0	0	0
702100 Retroactive	637	0	0	0	0	0	0	0
702120 Jury Duty	569	0	0	0	0	0	0	0
702200 Death Leave	1,303	0	0	0	0	0	0	0
702240 Salary Adjustments	3,905	84,612	84,612	84,612	84,612	84,612	84,612	84,612
712020 Overtime	3,150	0	0	0	0	0	0	0
	650,323	1,052,800	1,052,800	1,052,800	1,052,800	1,052,800	1,052,800	1,052,800
Fringe Benefits								
722740 Fringe Benefits	0	(57,112)	(57,112)	(57,112)	(57,112)	(57,112)	(57,112)	(57,112)
722750 Workers Compensation	1,773	3,595	3,595	3,595	3,595	3,595	3,595	3,595
722760 Group Life	2,961	4,374	4,374	4,374	4,374	4,374	4,374	4,374
722770 Retirement	211,443	386,723	386,723	386,723	386,723	386,723	386,723	386,723
722780 Hospitalization	124,922	182,201	182,201	182,201	182,201	182,201	182,201	182,201
722790 Social Security	47,674	97,798	97,798	97,798	97,798	97,798	97,798	97,798
722800 Dental	9,675	20,669	20,669	20,669	20,669	20,669	20,669	20,669
722810 Disability	1,998	4,908	4,908	4,908	4,908	4,908	4,908	4,908
722820 Unemployment Insurance	2,858	2,578	2,578	2,578	2,578	2,578	2,578	2,578
722850 Optical	494	1,480	1,480	1,480	1,480	1,480	1,480	1,480
722900 Fringe Benefit Adjustments	23,675	(30,667)	(30,667)	(30,667)	(30,667)	(30,667)	(30,667)	(30,667)

Fund: 29701 - Community Develop Block Grants

OAKLAND COUNTY, MICHIGAN

FY2013 AND FY2014 AND FY2015 County Executive Budget Recommendation

Account Number/Description	FY 2011 Actual	FY 2012		FY 2013 Amended Plan	FY 2014 Amended Plan	FY 2013 County Exec. Recommended	FY 2014 County Exec. Recommended	FY 2015 County Exec. Recommended
		Adopted Budget	Amended Budget					
	427,474	616,547	616,547	616,547	616,547	616,547	616,547	616,547
Personnel	1,077,797	1,669,347	1,669,347	1,669,347	1,669,347	1,669,347	1,669,347	1,669,347
Operating Expenses								
Contractual Services								
730072 Advertising	6,003	1,000	1,000	1,000	1,000	1,000	1,000	1,000
730137 Battered and Abused Spouses	70,911	0	0	0	0	0	0	0
730310 Code Enforcement	313,885	0	0	0	0	0	0	0
730373 Contracted Services	9,010	34,831	34,831	34,831	34,831	34,831	34,831	34,831
730535 Disabled Services	5,545	0	0	0	0	0	0	0
730569 Emergency Rehab	1,847	0	0	0	0	0	0	0
730571 Emergency Services	30,415	0	0	0	0	0	0	0
730646 Equipment Maintenance	5,235	0	0	0	0	0	0	0
730733 Fire Station Equipment	5,101	0	0	0	0	0	0	0
730789 General Program Administration	23,608	0	0	0	0	0	0	0
730898 Housing Rehabilitation	88,164	0	0	0	0	0	0	0
730905 Housing Rehab-Recycled Payback	594,791	500,000	500,000	500,000	500,000	500,000	500,000	500,000
730982 Interpreter Fees	297	0	0	0	0	0	0	0
731143 Mail Handling-Postage Svc	5	0	0	0	0	0	0	0
731213 Membership Dues	3,450	1,000	1,000	1,000	1,000	1,000	1,000	1,000
731227 Minor Home Repair	462,380	0	0	0	0	0	0	0
731332 Parks-Recreational Facilities	26,685	0	0	0	0	0	0	0
731339 Periodicals Books Publ Sub	504	0	0	0	0	0	0	0
731346 Personal Mileage	14,539	21,213	21,213	21,213	21,213	21,213	21,213	21,213
731360 Planning	42,265	0	0	0	0	0	0	0
731388 Printing	3,831	2,000	2,000	2,000	2,000	2,000	2,000	2,000
731521 Public Services	0	2,247,064	2,247,064	2,247,064	2,247,064	2,247,064	2,247,064	2,247,064
731591 Register of Deeds	5,250	4,387	4,387	4,387	4,387	4,387	4,387	4,387
731605 Rehabilitation Administration	10,987	11,500	11,500	11,500	11,500	11,500	11,500	11,500
731619 Remove Architectural Barriers	131,141	0	0	0	0	0	0	0
731665 Safety and Repair Services	5,809	0	0	0	0	0	0	0
731696 Senior Centers	123,867	0	0	0	0	0	0	0
731712 Senior Services	66,531	0	0	0	0	0	0	0
731745 Sidewalks	114,238	0	0	0	0	0	0	0
731780 Software Support Maintenance	150	0	0	0	0	0	0	0
731815 Special Assessment	11,276	0	0	0	0	0	0	0
731850 State of Michigan Fees	1,870	0	0	0	0	0	0	0
731864 Street Improvements	9,420	0	0	0	0	0	0	0
731906 Testing Services	4,837	22,165	22,165	22,165	22,165	22,165	22,165	22,165
731941 Training	100	2,143	2,143	2,143	2,143	2,143	2,143	2,143
732011 Transportation Service	74,968	0	0	0	0	0	0	0
732018 Travel and Conference	6,865	930	930	930	930	930	930	930
732020 Travel Employee Taxable Meals	428	0	0	0	0	0	0	0
732021 Tree Planting	4,552	0	0	0	0	0	0	0
732114 Water Sewer Improvements	16,000	0	0	0	0	0	0	0

Fund:	29701 - Community Develop Block Grants	OAKLAND COUNTY, MICHIGAN
		FY2013 AND FY2014 AND FY2015 County Executive Budget Recommendation

Account Number/Description	FY 2011 Actual	FY 2012		FY 2013 Amended Plan	FY 2014 Amended Plan	FY 2013 County Exec. Recommended	FY 2014 County Exec. Recommended	FY 2015 County Exec. Recommended
		Adopted Budget	Amended Budget					
732165 Workshops and Meeting	204	598	598	598	598	598	598	598
732170 Yard Services	115,388	0	0	0	0	0	0	0
732185 Youth Services	58,617	0	0	0	0	0	0	0
	2,470,967	2,848,831	2,848,831	2,848,831	2,848,831	2,848,831	2,848,831	2,848,831
Commodities								
750154 Expendable Equipment	751	0	0	0	0	0	0	0
750170 Other Expendable Equipment	4,970	0	0	0	0	0	0	0
750294 Material and Supplies	537	3,810	3,810	3,810	3,810	3,810	3,810	3,810
750392 Metered Postage	8,637	8,534	8,534	8,534	8,534	8,534	8,534	8,534
750399 Office Supplies	5,281	2,564	2,564	2,564	2,564	2,564	2,564	2,564
	20,176	14,908	14,908	14,908	14,908	14,908	14,908	14,908
Operating Expenses	2,491,143	2,863,739	2,863,739	2,863,739	2,863,739	2,863,739	2,863,739	2,863,739
Internal Support								
Internal Services								
770631 Bldg Space Cost Allocation	39,385	35,303	35,303	35,303	35,303	35,303	35,303	35,303
770667 Convenience Copier	4,251	3,545	3,545	3,545	3,545	3,545	3,545	3,545
772618 Equipment Rental	840	0	0	0	0	0	0	0
773630 Info Tech Development	567	0	0	0	0	0	0	0
774636 Info Tech Operations	45,285	30,000	30,000	30,000	30,000	30,000	30,000	30,000
774677 Insurance Fund	2,843	4,564	4,564	4,564	4,564	4,564	4,564	4,564
775667 Mail Room	9,195	0	0	0	0	0	0	0
775754 Maintenance Department Charges	2,855	15,431	15,431	15,431	15,431	15,431	15,431	15,431
776666 Print Shop	3,105	0	0	0	0	0	0	0
778675 Telephone Communications	6,795	7,314	7,314	7,314	7,314	7,314	7,314	7,314
	115,121	96,157	96,157	96,157	96,157	96,157	96,157	96,157
Internal Support	115,121	96,157	96,157	96,157	96,157	96,157	96,157	96,157
Grand Total Expenditures	3,684,061	4,629,243	4,629,243	4,629,243	4,629,243	4,629,243	4,629,243	4,629,243

Fund:	29715 - CDBG R	OAKLAND COUNTY, MICHIGAN						
		FY2013 AND FY2014 AND FY2015 County Executive Budget Recommendation						

Account Number/Description	FY 2011 Actual	FY 2012		FY 2013 Amended Plan	FY 2014 Amended Plan	FY 2013 County Exec. Recommended	FY 2014 County Exec. Recommended	FY 2015 County Exec. Recommended
		Adopted Budget	Amended Budget					
Revenues								
Revenue								
Federal Grants								
610313 Federal Operating Grants	240,160	0	0	0	0	0	0	0
	240,160	0	0	0	0	0	0	0
Revenue	240,160	0	0	0	0	0	0	0
Grand Total Revenues	240,160	0	0	0	0	0	0	0
Expenditures								
Personnel								
Salaries								
702010 Salaries Regular	22,415	0	0	0	0	0	0	0
702030 Holiday	692	0	0	0	0	0	0	0
702050 Annual Leave	2,058	0	0	0	0	0	0	0
702080 Sick Leave	172	0	0	0	0	0	0	0
702240 Salary Adjustments	(7,835)	0	0	0	0	0	0	0
712020 Overtime	50	0	0	0	0	0	0	0
	17,552	0	0	0	0	0	0	0
Fringe Benefits								
722750 Workers Compensation	62	0	0	0	0	0	0	0
722760 Group Life	119	0	0	0	0	0	0	0
722770 Retirement	8,273	0	0	0	0	0	0	0
722780 Hospitalization	4,731	0	0	0	0	0	0	0
722790 Social Security	1,857	0	0	0	0	0	0	0
722800 Dental	350	0	0	0	0	0	0	0
722810 Disability	76	0	0	0	0	0	0	0
722820 Unemployment Insurance	111	0	0	0	0	0	0	0
722850 Optical	14	0	0	0	0	0	0	0
	15,594	0	0	0	0	0	0	0
Personnel	33,145	0	0	0	0	0	0	0
Operating Expenses								
Contractual Services								
731745 Sidewalks	46,472	0	0	0	0	0	0	0
731864 Street Improvements	92,550	0	0	0	0	0	0	0
732114 Water Sewer Improvements	67,993	0	0	0	0	0	0	0
	207,014	0	0	0	0	0	0	0
Operating Expenses	207,014	0	0	0	0	0	0	0
Grand Total Expenditures	240,160	0	0	0	0	0	0	0

Fund:	29704 - Emergency Shelter Grants	OAKLAND COUNTY, MICHIGAN						
		FY2013 AND FY2014 AND FY2015 County Executive Budget Recommendation						

Account Number/Description	FY 2011 Actual	FY 2012		FY 2013 Amended Plan	FY 2014 Amended Plan	FY 2013 County Exec. Recommended	FY 2014 County Exec. Recommended	FY 2015 County Exec. Recommended
		Adopted Budget	Amended Budget					
Revenues								
Revenue								
Federal Grants								
610313 Federal Operating Grants	152,105	172,054	172,054	172,054	172,054	172,054	172,054	172,054
	152,105	172,054	172,054	172,054	172,054	172,054	172,054	172,054
Revenue	152,105	172,054	172,054	172,054	172,054	172,054	172,054	172,054
Grand Total Revenues	152,105	172,054	172,054	172,054	172,054	172,054	172,054	172,054

Expenditures								
Personnel								
Salaries								
702010 Salaries Regular	1,297	0	0	0	0	0	0	0
702240 Salary Adjustments	1,622	0	0	0	0	0	0	0
	2,919	0	0	0	0	0	0	0
Fringe Benefits								
722750 Workers Compensation	3	0	0	0	0	0	0	0
722760 Group Life	6	0	0	0	0	0	0	0
722770 Retirement	459	0	0	0	0	0	0	0
722780 Hospitalization	392	0	0	0	0	0	0	0
722790 Social Security	97	0	0	0	0	0	0	0
722800 Dental	29	0	0	0	0	0	0	0
722810 Disability	4	0	0	0	0	0	0	0
722820 Unemployment Insurance	6	0	0	0	0	0	0	0
722850 Optical	2	0	0	0	0	0	0	0
	999	0	0	0	0	0	0	0
Personnel	3,918	0	0	0	0	0	0	0
Operating Expenses								
Contractual Services								
730842 Haven	51,581	172,054	172,054	172,054	172,054	172,054	172,054	172,054
731276 New Bethel Outreach Ministry	10,627	0	0	0	0	0	0	0
731346 Personal Mileage	22	0	0	0	0	0	0	0
731353 Place of Hope	12,312	0	0	0	0	0	0	0
731374 Lighthouse PATH	23,489	0	0	0	0	0	0	0
731675 Common Ground Sanctuary	6,819	0	0	0	0	0	0	0
731808 South Oakland Shelter	43,337	0	0	0	0	0	0	0
	148,187	172,054	172,054	172,054	172,054	172,054	172,054	172,054
Operating Expenses	148,187	172,054	172,054	172,054	172,054	172,054	172,054	172,054
Grand Total Expenditures	152,105	172,054	172,054	172,054	172,054	172,054	172,054	172,054

Fund:	29711 - Home Investment Partner Grants	OAKLAND COUNTY, MICHIGAN						
		FY2013 AND FY2014 AND FY2015 County Executive Budget Recommendation						

Account Number/Description	FY 2011 Actual	FY 2012		FY 2013 Amended Plan	FY 2014 Amended Plan	FY 2013 County Exec. Recommended	FY 2014 County Exec. Recommended	FY 2015 County Exec. Recommended
		Adopted Budget	Amended Budget					
Revenues								
Revenue								
Federal Grants								
610313 Federal Operating Grants	1,814,992	1,698,916	1,698,916	1,698,916	1,698,916	1,698,916	1,698,916	1,698,916
	1,814,992	1,698,916	1,698,916	1,698,916	1,698,916	1,698,916	1,698,916	1,698,916
Other Intergovern. Revenues								
625558 Local Match	52,881	382,256	382,256	382,256	382,256	382,256	382,256	382,256
	52,881	382,256	382,256	382,256	382,256	382,256	382,256	382,256
Charges for Services								
631617 Program Income	467,895	300,000	300,000	300,000	300,000	300,000	300,000	300,000
	467,895	300,000	300,000	300,000	300,000	300,000	300,000	300,000
Investment Income								
	0	0	0	0	0	0	0	0
Revenue	2,335,769	2,381,172	2,381,172	2,381,172	2,381,172	2,381,172	2,381,172	2,381,172
Other Financing Sources								
Transfers In								
695500 Transfers In	338,205	0	0	0	0	0	0	0
	338,205	0	0	0	0	0	0	0
Other Financing Sources	338,205	0	0	0	0	0	0	0
Grand Total Revenues	2,673,974	2,381,172	2,381,172	2,381,172	2,381,172	2,381,172	2,381,172	2,381,172

Expenditures								
Personnel								
Salaries								
702010 Salaries Regular	51,635	101,936	101,936	101,936	101,936	101,936	101,936	101,936
702030 Holiday	2,002	0	0	0	0	0	0	0
702050 Annual Leave	4,261	0	0	0	0	0	0	0
702080 Sick Leave	899	0	0	0	0	0	0	0
702200 Death Leave	100	0	0	0	0	0	0	0
702240 Salary Adjustments	(9,000)	0	0	0	0	0	0	0
	49,896	101,936	101,936	101,936	101,936	101,936	101,936	101,936
Fringe Benefits								
722740 Fringe Benefits	0	67,956	67,956	67,956	67,956	67,956	67,956	67,956
722750 Workers Compensation	156	0	0	0	0	0	0	0
722760 Group Life	254	0	0	0	0	0	0	0
722770 Retirement	18,007	0	0	0	0	0	0	0
722780 Hospitalization	10,261	0	0	0	0	0	0	0
722790 Social Security	3,992	0	0	0	0	0	0	0
722800 Dental	787	0	0	0	0	0	0	0
722810 Disability	169	0	0	0	0	0	0	0

Fund: 29711 - Home Investment Partner Grants

OAKLAND COUNTY, MICHIGAN

FY2013 AND FY2014 AND FY2015 County Executive Budget Recommendation

Account Number/Description	FY 2011 Actual	FY 2012		FY 2013 Amended Plan	FY 2014 Amended Plan	FY 2013 County Exec. Recommended	FY 2014 County Exec. Recommended	FY 2015 County Exec. Recommended
		Adopted Budget	Amended Budget					
722820 Unemployment Insurance	251	0	0	0	0	0	0	0
722850 Optical	36	0	0	0	0	0	0	0
722900 Fringe Benefit Adjustments	(24,994)	0	0	0	0	0	0	0
	8,920	67,956	67,956	67,956	67,956	67,956	67,956	67,956
Personnel	58,817	169,892	169,892	169,892	169,892	169,892	169,892	169,892
Operating Expenses								
Contractual Services								
730261 CHDO Match	62,004	63,709	63,709	63,709	63,709	63,709	63,709	63,709
730275 CHDO Rehab	345,728	254,837	254,837	254,837	254,837	254,837	254,837	254,837
730884 Housing Rehab Match	408,137	318,547	318,547	318,547	318,547	318,547	318,547	318,547
730891 Housing Rehab Special	1,410,448	1,274,187	1,274,187	1,274,187	1,274,187	1,274,187	1,274,187	1,274,187
730905 Housing Rehab-Recycled Payback	467,895	300,000	300,000	300,000	300,000	300,000	300,000	300,000
	2,694,212	2,211,280	2,211,280	2,211,280	2,211,280	2,211,280	2,211,280	2,211,280
Operating Expenses	2,694,212	2,211,280	2,211,280	2,211,280	2,211,280	2,211,280	2,211,280	2,211,280
Grand Total Expenditures	2,753,029	2,381,172	2,381,172	2,381,172	2,381,172	2,381,172	2,381,172	2,381,172

Fund:	29706 - Housing Counseling Grants	OAKLAND COUNTY, MICHIGAN
		FY2013 AND FY2014 AND FY2015 County Executive Budget Recommendation

Account Number/Description	FY 2011 Actual	FY 2012		FY 2013 Amended Plan	FY 2014 Amended Plan	FY 2013 County Exec. Recommended	FY 2014 County Exec. Recommended	FY 2015 County Exec. Recommended
		Adopted Budget	Amended Budget					
Revenues								
Revenue								
Federal Grants								
610313 Federal Operating Grants	63,517	55,976	34,479	55,976	55,976	55,976	55,976	55,976
	63,517	55,976	34,479	55,976	55,976	55,976	55,976	55,976
Revenue	63,517	55,976	34,479	55,976	55,976	55,976	55,976	55,976
Grand Total Revenues	63,517	55,976	34,479	55,976	55,976	55,976	55,976	55,976
Expenditures								
Personnel								
Salaries								
702010 Salaries Regular	37,567	39,671	26,185	39,671	39,671	39,671	39,671	39,671
702030 Holiday	1,526	0	0	0	0	0	0	0
702050 Annual Leave	2,786	0	0	0	0	0	0	0
702080 Sick Leave	1,244	0	0	0	0	0	0	0
702240 Salary Adjustments	(1,260)	0	0	0	0	0	0	0
712020 Overtime	1,493	0	0	0	0	0	0	0
	43,357	39,671	26,185	39,671	39,671	39,671	39,671	39,671
Fringe Benefits								
722740 Fringe Benefits	0	16,305	8,294	16,305	16,305	16,305	16,305	16,305
722750 Workers Compensation	190	0	0	0	0	0	0	0
722760 Group Life	207	0	0	0	0	0	0	0
722770 Retirement	15,570	0	0	0	0	0	0	0
722780 Hospitalization	8,130	0	0	0	0	0	0	0
722790 Social Security	3,313	0	0	0	0	0	0	0
722800 Dental	516	0	0	0	0	0	0	0
722810 Disability	132	0	0	0	0	0	0	0
722820 Unemployment Insurance	196	0	0	0	0	0	0	0
722850 Optical	47	0	0	0	0	0	0	0
722900 Fringe Benefit Adjustments	(8,141)	0	0	0	0	0	0	0
	20,160	16,305	8,294	16,305	16,305	16,305	16,305	16,305
Personnel	63,517	55,976	34,479	55,976	55,976	55,976	55,976	55,976
Operating Expenses								
Contractual Services								
	0	0	0	0	0	0	0	0
Operating Expenses	0	0	0	0	0	0	0	0
Grand Total Expenditures	63,517	55,976	34,479	55,976	55,976	55,976	55,976	55,976

Fund:	29720 - Homeless Prev Rapid Re-Hous	OAKLAND COUNTY, MICHIGAN						
		FY2013 AND FY2014 AND FY2015 County Executive Budget Recommendation						

Account Number/Description	FY 2011 Actual	FY 2012		FY 2013 Amended Plan	FY 2014 Amended Plan	FY 2013 County Exec. Recommended	FY 2014 County Exec. Recommended	FY 2015 County Exec. Recommended
		Adopted Budget	Amended Budget					

Revenues

Revenue								
Federal Grants								
610313	Federal Operating Grants	770,454	0	0	0	0	0	0
		770,454	0	0	0	0	0	0
Revenue		770,454	0	0	0	0	0	0
Grand Total Revenues		770,454	0	0	0	0	0	0

Expenditures

Personnel								
Salaries								
702010	Salaries Regular	18,710	0	0	0	0	0	0
702240	Salary Adjustments	(1,622)	0	0	0	0	0	0
		17,088	0	0	0	0	0	0
Fringe Benefits								
722750	Workers Compensation	42	0	0	0	0	0	0
722760	Group Life	89	0	0	0	0	0	0
722770	Retirement	6,603	0	0	0	0	0	0
722780	Hospitalization	5,405	0	0	0	0	0	0
722790	Social Security	1,397	0	0	0	0	0	0
722800	Dental	421	0	0	0	0	0	0
722810	Disability	59	0	0	0	0	0	0
722820	Unemployment Insurance	83	0	0	0	0	0	0
722850	Optical	30	0	0	0	0	0	0
		14,129	0	0	0	0	0	0
Personnel		31,218	0	0	0	0	0	0
Operating Expenses								
Contractual Services								
730440	Data Collection and Evaluation	62,435	0	0	0	0	0	0
731346	Personal Mileage	290	0	0	0	0	0	0
731384	Prevention Financial Assist	407,597	0	0	0	0	0	0
731385	Prevention Relocation	76,331	0	0	0	0	0	0
731607	Rehouse Financial Assist	152,025	0	0	0	0	0	0
731608	Rehouse Relocation	40,493	0	0	0	0	0	0
732165	Workshops and Meeting	21	0	0	0	0	0	0
		739,192	0	0	0	0	0	0
Commodities								
750399	Office Supplies	44	0	0	0	0	0	0
		44	0	0	0	0	0	0
Operating Expenses		739,236	0	0	0	0	0	0

Fund: 29720 - Homeless Prev Rapid Re-Hous

OAKLAND COUNTY, MICHIGAN

FY2013 AND FY2014 AND FY2015 County Executive Budget Recommendation

Account Number/Description	FY 2011 Actual	FY 2012		FY 2013 Amended Plan	FY 2014 Amended Plan	FY 2013 County Exec. Recommended	FY 2014 County Exec. Recommended	FY 2015 County Exec. Recommended
		Adopted Budget	Amended Budget					
Grand Total Expenditures	770,454	0	0	0	0	0	0	0

Fund:	29725 - MSHDA COUNSELING	OAKLAND COUNTY, MICHIGAN						
		FY2013 AND FY2014 AND FY2015 County Executive Budget Recommendation						

Account Number/Description	FY 2011 Actual	FY 2012		FY 2013 Amended Plan	FY 2014 Amended Plan	FY 2013 County Exec. Recommended	FY 2014 County Exec. Recommended	FY 2015 County Exec. Recommended
		Adopted Budget	Amended Budget					

Revenues

<u>Revenue</u>									
<u>State Grants</u>									
615571	State Operating Grants	23,650	84,000	84,000	84,000	84,000	84,000	84,000	84,000
		23,650	84,000	84,000	84,000	84,000	84,000	84,000	84,000
Revenue		23,650	84,000	84,000	84,000	84,000	84,000	84,000	84,000
Grand Total Revenues		23,650	84,000	84,000	84,000	84,000	84,000	84,000	84,000

Expenditures

<u>Personnel</u>									
<u>Salaries</u>									
702240	Salary Adjustments	14,190	53,333	53,333	53,333	53,333	53,333	53,333	53,333
		14,190	53,333	53,333	53,333	53,333	53,333	53,333	53,333
<u>Fringe Benefits</u>									
722900	Fringe Benefit Adjustments	9,460	30,667	30,667	30,667	30,667	30,667	30,667	30,667
		9,460	30,667	30,667	30,667	30,667	30,667	30,667	30,667
Personnel		23,650	84,000	84,000	84,000	84,000	84,000	84,000	84,000
Grand Total Expenditures		23,650	84,000	84,000	84,000	84,000	84,000	84,000	84,000

Fund: 29730 - Neighborhood Stblztn Program

OAKLAND COUNTY, MICHIGAN

FY2013 AND FY2014 AND FY2015 County Executive Budget Recommendation

Account Number/Description	FY 2011 Actual	FY 2012		FY 2013 Amended Plan	FY 2014 Amended Plan	FY 2013 County Exec. Recommended	FY 2014 County Exec. Recommended	FY 2015 County Exec. Recommended
		Adopted Budget	Amended Budget					
Revenues								
Revenue								
Federal Grants								
610313 Federal Operating Grants	5,326,774	298,521	298,521	298,521	298,521	298,521	298,521	298,521
	5,326,774	298,521	298,521	298,521	298,521	298,521	298,521	298,521
Charges for Services								
631617 Program Income	1,623	0	0	0	0	0	0	0
	1,623	0	0	0	0	0	0	0
Revenue	5,328,397	298,521	298,521	298,521	298,521	298,521	298,521	298,521
Grand Total Revenues	5,328,397	298,521	298,521	298,521	298,521	298,521	298,521	298,521

Expenditures**Personnel****Salaries**

702010 Salaries Regular	362,161	91,752	91,752	91,752	91,752	91,752	91,752	91,752
702030 Holiday	17,819	0	0	0	0	0	0	0
702050 Annual Leave	28,803	0	0	0	0	0	0	0
702080 Sick Leave	8,811	0	0	0	0	0	0	0
702120 Jury Duty	405	0	0	0	0	0	0	0
702200 Death Leave	323	0	0	0	0	0	0	0
712020 Overtime	1,033	0	0	0	0	0	0	0
712040 Holiday Overtime	573	0	0	0	0	0	0	0
	419,928	91,752	91,752	91,752	91,752	91,752	91,752	91,752

Fringe Benefits

722740 Fringe Benefits	0	206,769	206,769	206,769	206,769	206,769	206,769	206,769
722750 Workers Compensation	1,170	0	0	0	0	0	0	0
722760 Group Life	1,972	0	0	0	0	0	0	0
722770 Retirement	134,411	0	0	0	0	0	0	0
722780 Hospitalization	75,933	0	0	0	0	0	0	0
722790 Social Security	31,324	0	0	0	0	0	0	0
722800 Dental	5,859	0	0	0	0	0	0	0
722810 Disability	1,288	0	0	0	0	0	0	0
722820 Unemployment Insurance	1,839	0	0	0	0	0	0	0
722850 Optical	274	0	0	0	0	0	0	0
	254,071	206,769	206,769	206,769	206,769	206,769	206,769	206,769

Personnel**Operating Expenses****Contractual Services**

730005 Acquisition Demo 120	371,597	0	0	0	0	0	0	0
730006 Acquisition Rehab Resale 50	652,436	0	0	0	0	0	0	0
730007 Acquisition Rehab Resale 120	966,337	0	0	0	0	0	0	0

Fund: 29730 - Neighborhood Stblztn Program

OAKLAND COUNTY, MICHIGAN

FY2013 AND FY2014 AND FY2015 County Executive Budget Recommendation

Account Number/Description	FY 2011 Actual	FY 2012		FY 2013 Amended Plan	FY 2014 Amended Plan	FY 2013 County Exec. Recommended	FY 2014 County Exec. Recommended	FY 2015 County Exec. Recommended	
		Adopted Budget	Amended Budget						
730008 Acquisition Rehab Resale PI	1,623	0	0	0	0	0	0	0	
730072 Advertising	1,493	0	0	0	0	0	0	0	
730373 Contracted Services	8,330	0	0	0	0	0	0	0	
730860 Homebuyer Assistance	844,547	0	0	0	0	0	0	0	
730898 Housing Rehabilitation	250,619	0	0	0	0	0	0	0	
731143 Mail Handling-Postage Svc	9	0	0	0	0	0	0	0	
731332 Parks-Recreational Facilities	26,107	0	0	0	0	0	0	0	
731346 Personal Mileage	4,689	0	0	0	0	0	0	0	
731388 Printing	396	0	0	0	0	0	0	0	
731572 Redevelopment 50	607,790	0	0	0	0	0	0	0	
731573 Redevelopment 120	703,803	0	0	0	0	0	0	0	
731745 Sidewalks	143,908	0	0	0	0	0	0	0	
731864 Street Improvements	25,299	0	0	0	0	0	0	0	
731941 Training	195	0	0	0	0	0	0	0	
732020 Travel Employee Taxable Meals	105	0	0	0	0	0	0	0	
	4,609,282	0	0	0	0	0	0	0	
Commodities									
750154 Expendable Equipment	751	0	0	0	0	0	0	0	
750399 Office Supplies	2,219	0	0	0	0	0	0	0	
	2,969	0	0	0	0	0	0	0	
Operating Expenses	4,612,251	0	0	0	0	0	0	0	
Internal Support									
Internal Services									
770631 Bldg Space Cost Allocation	16,914	0	0	0	0	0	0	0	
770667 Convenience Copier	1,288	0	0	0	0	0	0	0	
773630 Info Tech Development	210	0	0	0	0	0	0	0	
774636 Info Tech Operations	17,559	0	0	0	0	0	0	0	
774677 Insurance Fund	1,088	0	0	0	0	0	0	0	
775754 Maintenance Department Charges	1,044	0	0	0	0	0	0	0	
778675 Telephone Communications	4,044	0	0	0	0	0	0	0	
	42,147	0	0	0	0	0	0	0	
Internal Support	42,147	0	0	0	0	0	0	0	
Grand Total Expenditures	5,328,397	298,521	298,521	298,521	298,521	298,521	298,521	298,521	

Fund:	29729 - Neighborhood Stblztn Program 3	OAKLAND COUNTY, MICHIGAN
		FY2013 AND FY2014 AND FY2015 County Executive Budget Recommendation

Account Number/Description	FY 2011 Actual	FY 2012		FY 2013 Amended Plan	FY 2014 Amended Plan	FY 2013 County Exec. Recommended	FY 2014 County Exec. Recommended	FY 2015 County Exec. Recommended
		Adopted Budget	Amended Budget					

Revenues

<u>Revenue</u>									
<u>Federal Grants</u>									
610313	Federal Operating Grants	118,802	0	0	0	0	0	0	0
		118,802	0	0	0	0	0	0	0
Revenue		118,802	0	0	0	0	0	0	0
Grand Total Revenues		118,802	0	0	0	0	0	0	0

Expenditures

<u>Personnel</u>									
<u>Salaries</u>									
702010	Salaries Regular	64,444	0	0	0	0	0	0	0
702030	Holiday	116	0	0	0	0	0	0	0
702050	Annual Leave	1,781	0	0	0	0	0	0	0
702080	Sick Leave	683	0	0	0	0	0	0	0
		67,024	0	0	0	0	0	0	0
<u>Fringe Benefits</u>									
722750	Workers Compensation	174	0	0	0	0	0	0	0
722760	Group Life	313	0	0	0	0	0	0	0
722770	Retirement	21,559	0	0	0	0	0	0	0
722780	Hospitalization	14,906	0	0	0	0	0	0	0
722790	Social Security	4,915	0	0	0	0	0	0	0
722800	Dental	1,084	0	0	0	0	0	0	0
722810	Disability	202	0	0	0	0	0	0	0
722820	Unemployment Insurance	288	0	0	0	0	0	0	0
722850	Optical	26	0	0	0	0	0	0	0
		43,467	0	0	0	0	0	0	0
Personnel		110,492	0	0	0	0	0	0	0
<u>Operating Expenses</u>									
<u>Contractual Services</u>									
730072	Advertising	1,200	0	0	0	0	0	0	0
730373	Contracted Services	245	0	0	0	0	0	0	0
		1,445	0	0	0	0	0	0	0
<u>Commodities</u>									
750399	Office Supplies	349	0	0	0	0	0	0	0
		349	0	0	0	0	0	0	0
Operating Expenses		1,794	0	0	0	0	0	0	0
<u>Internal Support</u>									
<u>Internal Services</u>									
770631	Bldg Space Cost Allocation	2,704	0	0	0	0	0	0	0

Fund: 29729 - Neighborhood Stblztn Program 3

OAKLAND COUNTY, MICHIGAN
FY2013 AND FY2014 AND FY2015 County Executive Budget Recommendation

Account Number/Description	FY 2011 Actual	FY 2012		FY 2013 Amended Plan	FY 2014 Amended Plan	FY 2013 County Exec. Recommended	FY 2014 County Exec. Recommended	FY 2015 County Exec. Recommended
		Adopted Budget	Amended Budget					
770667 Convenience Copier	316	0	0	0	0	0	0	0
774636 Info Tech Operations	3,279	0	0	0	0	0	0	0
774677 Insurance Fund	189	0	0	0	0	0	0	0
775754 Maintenance Department Charges	28	0	0	0	0	0	0	0
	6,517	0	0	0	0	0	0	0
Internal Support	6,517	0	0	0	0	0	0	0
Grand Total Expenditures	118,802	0	0	0	0	0	0	0

Fund:	28010 - Child Care Grants	OAKLAND COUNTY, MICHIGAN						
		FY2013 AND FY2014 AND FY2015 County Executive Budget Recommendation						

Account Number/Description	FY 2011 Actual	FY 2012		FY 2013 Amended Plan	FY 2014 Amended Plan	FY 2013 County Exec. Recommended	FY 2014 County Exec. Recommended	FY 2015 County Exec. Recommended
		Adopted Budget	Amended Budget					

Revenues

Revenue								
Federal Grants								
610313	Federal Operating Grants	1,748	663	663	0	0	0	0
		1,748	663	663	0	0	0	0
		1,748	663	663	0	0	0	0
Other Financing Sources								
Transfers In								
695500	Transfers In	4,000	0	0	0	0	0	0
		4,000	0	0	0	0	0	0
		4,000	0	0	0	0	0	0
	Other Financing Sources	4,000	0	0	0	0	0	0
	Grand Total Revenues	5,748	663	663	0	0	0	0

Expenditures

Personnel								
Salaries								
702010	Salaries Regular	0	66	66	0	0	0	0
702270	Salaries Reimbursement	277	0	0	0	0	0	0
		277	66	66	0	0	0	0
Fringe Benefits								
722990	Reimbursement Fringe Benefits	110	0	0	0	0	0	0
		110	0	0	0	0	0	0
		387	66	66	0	0	0	0
Operating Expenses								
Contractual Services								
731241	Miscellaneous	0	0	0	0	0	0	0
731458	Professional Services	2,200	0	0	0	0	0	0
		2,200	0	0	0	0	0	0
Commodities								
750462	Provisions	1,361	597	597	0	0	0	0
750476	Recreation Supplies	1,800	0	0	0	0	0	0
		3,161	597	597	0	0	0	0
	Operating Expenses	5,361	597	597	0	0	0	0
	Grand Total Expenditures	5,748	663	663	0	0	0	0

Fund: 29529 - Child Lead Poisoning	OAKLAND COUNTY, MICHIGAN
FY2013 AND FY2014 AND FY2015 County Executive Budget Recommendation	

Account Number/Description	FY 2011 Actual	FY 2012		FY 2013 Amended Plan	FY 2014 Amended Plan	FY 2013 County Exec. Recommended	FY 2014 County Exec. Recommended	FY 2015 County Exec. Recommended
		Adopted Budget	Amended Budget					
Revenues								
Revenue								
Federal Grants								
610313 Federal Operating Grants	(2,647)	44,518	37,840	44,518	44,518	37,840	37,840	37,840
	(2,647)	44,518	37,840	44,518	44,518	37,840	37,840	37,840
State Grants								
615571 State Operating Grants	44,518	0	0	0	0	0	0	0
	44,518	0	0	0	0	0	0	0
Revenue	41,871	44,518	37,840	44,518	44,518	37,840	37,840	37,840
Grand Total Revenues	41,871	44,518	37,840	44,518	44,518	37,840	37,840	37,840

Expenditures

Personnel								
Salaries								
702010 Salaries Regular	33,255	34,110	19,004	34,110	34,110	19,004	19,004	19,004
702050 Annual Leave	(28)	0	0	0	0	0	0	0
702080 Sick Leave	37	0	0	0	0	0	0	0
	33,263	34,110	19,004	34,110	34,110	19,004	19,004	19,004
Fringe Benefits								
722740 Fringe Benefits	0	1,450	1,260	1,450	1,450	1,260	1,260	1,260
722750 Workers Compensation	925	0	0	0	0	0	0	0
722760 Group Life	1	0	0	0	0	0	0	0
722770 Retirement	713	0	0	0	0	0	0	0
722780 Hospitalization	21	0	0	0	0	0	0	0
722790 Social Security	494	0	0	0	0	0	0	0
722800 Dental	1	0	0	0	0	0	0	0
722810 Disability	1	0	0	0	0	0	0	0
722820 Unemployment Insurance	147	0	0	0	0	0	0	0
722850 Optical	0	0	0	0	0	0	0	0
	2,302	1,450	1,260	1,450	1,450	1,260	1,260	1,260
Personnel	35,566	35,560	20,264	35,560	35,560	20,264	20,264	20,264
Operating Expenses								
Contractual Services								
730926 Indirect Costs	4,251	4,359	2,881	4,359	4,359	2,881	2,881	2,881
731346 Personal Mileage	0	50	555	50	50	555	555	555
731388 Printing	230	800	1,500	800	800	1,500	1,500	1,500
732018 Travel and Conference	120	373	1,500	373	373	1,500	1,500	1,500
	4,601	5,582	6,436	5,582	5,582	6,436	6,436	6,436
Commodities								
750049 Computer Supplies	60	0	0	0	0	0	0	0

Fund:	29529 - Child Lead Posioning	OAKLAND COUNTY, MICHIGAN							
		FY2013 AND FY2014 AND FY2015 County Executive Budget Recommendation							

Account Number/Description	FY 2011 Actual	FY 2012		FY 2013 Amended Plan	FY 2014 Amended Plan	FY 2013 County Exec. Recommended	FY 2014 County Exec. Recommended	FY 2015 County Exec. Recommended
		Adopted Budget	Amended Budget					
750392 Metered Postage	101	0	700	0	0	700	700	700
750399 Office Supplies	22	200	100	200	200	100	100	100
750567 Training-Educational Supplies	939	801	10,240	801	801	10,240	10,240	10,240
	1,121	1,001	11,040	1,001	1,001	11,040	11,040	11,040
Operating Expenses	5,722	6,583	17,476	6,583	6,583	17,476	17,476	17,476
Internal Support								
Internal Services								
770667 Convenience Copier	370	1,500	100	1,500	1,500	100	100	100
774677 Insurance Fund	108	125	0	125	125	0	0	0
775667 Mail Room	104	0	0	0	0	0	0	0
778675 Telephone Communications	0	750	0	750	750	0	0	0
	582	2,375	100	2,375	2,375	100	100	100
Internal Support	582	2,375	100	2,375	2,375	100	100	100
Grand Total Expenditures	41,871	44,518	37,840	44,518	44,518	37,840	37,840	37,840

Fund: 28565 - CMH OSAS Medicaid

OAKLAND COUNTY, MICHIGAN

FY2013 AND FY2014 AND FY2015 County Executive Budget Recommendation

Account Number/Description	FY 2011 Actual	FY 2012		FY 2013 Amended Plan	FY 2014 Amended Plan	FY 2013 County Exec. Recommended	FY 2014 County Exec. Recommended	FY 2015 County Exec. Recommended
		Adopted Budget	Amended Budget					
Revenues								
Revenue								
Federal Grants								
610313 Federal Operating Grants	2,108,108	1,611,940	1,455,080	1,611,940	1,611,940	1,611,940	1,611,940	1,611,940
	2,108,108	1,611,940	1,455,080	1,611,940	1,611,940	1,611,940	1,611,940	1,611,940
State Grants								
615571 State Operating Grants	0	588,060	744,920	588,060	588,060	588,060	588,060	588,060
	0	588,060	744,920	588,060	588,060	588,060	588,060	588,060
Revenue	2,108,108	2,200,000	2,200,000	2,200,000	2,200,000	2,200,000	2,200,000	2,200,000
Grand Total Revenues	2,108,108	2,200,000	2,200,000	2,200,000	2,200,000	2,200,000	2,200,000	2,200,000

Expenditures

Personnel								
Salaries								
702010 Salaries Regular	165,376	165,950	209,461	165,950	165,950	225,309	227,562	229,838
702030 Holiday	6,018	0	0	0	0	0	0	0
702050 Annual Leave	18,723	0	0	0	0	0	0	0
702080 Sick Leave	3,910	0	0	0	0	0	0	0
702140 Other Miscellaneous Salaries	0	0	0	0	0	1,260	0	0
702200 Death Leave	418	0	0	0	0	0	0	0
702360 Short Term Disability	6,086	0	0	0	0	0	0	0
712020 Overtime	1,224	0	0	0	0	0	0	0
	201,756	165,950	209,461	165,950	165,950	226,569	227,562	229,838
Fringe Benefits								
722740 Fringe Benefits	0	0	23,062	0	0	740	0	0
722750 Workers Compensation	829	553	553	553	553	505	510	515
722760 Group Life	858	597	597	597	597	647	654	661
722770 Retirement	57,873	61,646	61,646	61,646	61,646	80,836	81,644	82,460
722780 Hospitalization	44,384	42,724	42,724	42,724	42,724	45,514	45,969	46,429
722790 Social Security	13,264	11,610	11,610	11,610	11,610	16,309	16,472	16,637
722800 Dental	3,889	3,108	3,108	3,108	3,108	2,794	2,822	2,850
722810 Disability	602	483	483	483	483	3,047	3,078	3,108
722820 Unemployment Insurance	857	630	630	630	630	833	841	850
722850 Optical	125	184	184	184	184	311	314	317
	122,682	121,535	144,597	121,535	121,535	151,536	152,304	153,827
Personnel	324,437	287,485	354,058	287,485	287,485	378,105	379,866	383,665
Operating Expenses								
Contractual Services								
730366 Contract Administration	0	461,290	47,547	461,290	461,290	461,290	461,290	461,290
730373 Contracted Services	1,739,538	1,451,225	1,766,640	1,451,225	1,451,225	1,360,605	1,358,844	1,355,045
730926 Indirect Costs	25,784	0	31,755	0	0	0	0	0

Fund: 28565 - CMH OSAS Medicaid

OAKLAND COUNTY, MICHIGAN

FY2013 AND FY2014 AND FY2015 County Executive Budget Recommendation

Account Number/Description	FY 2011 Actual	FY 2012		FY 2013 Amended Plan	FY 2014 Amended Plan	FY 2013 County Exec. Recommended	FY 2014 County Exec. Recommended	FY 2015 County Exec. Recommended
		Adopted Budget	Amended Budget					
731346 Personal Mileage	111	0	0	0	0	0	0	0
731388 Printing	23	0	0	0	0	0	0	0
	1,765,457	1,912,515	1,845,942	1,912,515	1,912,515	1,821,895	1,820,134	1,816,335
Commodities								
750392 Metered Postage	19	0	0	0	0	0	0	0
	19	0	0	0	0	0	0	0
Operating Expenses	1,765,477	1,912,515	1,845,942	1,912,515	1,912,515	1,821,895	1,820,134	1,816,335
Internal Support								
Internal Services								
770631 Bldg Space Cost Allocation	13,360	0	0	0	0	0	0	0
770667 Convenience Copier	15	0	0	0	0	0	0	0
774677 Insurance Fund	1,055	0	0	0	0	0	0	0
775667 Mail Room	12	0	0	0	0	0	0	0
776666 Print Shop	10	0	0	0	0	0	0	0
778675 Telephone Communications	3,742	0	0	0	0	0	0	0
	18,194	0	0	0	0	0	0	0
Internal Support	18,194	0	0	0	0	0	0	0
Grand Total Expenditures	2,108,108	2,200,000	2,200,000	2,200,000	2,200,000	2,200,000	2,200,000	2,200,000

Fund:	28557 - Health AIDS Counseling	OAKLAND COUNTY, MICHIGAN						
		FY2013 AND FY2014 AND FY2015 County Executive Budget Recommendation						

Account Number/Description	FY 2011 Actual	FY 2012		FY 2013 Amended Plan	FY 2014 Amended Plan	FY 2013 County Exec. Recommended	FY 2014 County Exec. Recommended	FY 2015 County Exec. Recommended
		Adopted Budget	Amended Budget					
Revenues								
Revenue								
Federal Grants								
610313 Federal Operating Grants	(8,053)	497,900	248,950	497,900	497,900	124,475	124,475	124,475
	(8,053)	497,900	248,950	497,900	497,900	124,475	124,475	124,475
State Grants								
615571 State Operating Grants	497,900	0	0	0	0	0	0	0
	497,900	0	0	0	0	0	0	0
Revenue	489,847	497,900	248,950	497,900	497,900	124,475	124,475	124,475
Grand Total Revenues	489,847	497,900	248,950	497,900	497,900	124,475	124,475	124,475

Expenditures

Personnel								
Salaries								
702010 Salaries Regular	237,152	280,180	135,677	280,180	280,180	67,839	67,839	67,839
702030 Holiday	7,607	0	0	0	0	0	0	0
702050 Annual Leave	10,509	0	0	0	0	0	0	0
702080 Sick Leave	4,283	0	0	0	0	0	0	0
702100 Retroactive	(79)	0	0	0	0	0	0	0
702140 Other Miscellaneous Salaries	0	0	0	0	0	630	0	0
702200 Death Leave	418	0	0	0	0	0	0	0
702360 Short Term Disability	3,597	0	0	0	0	0	0	0
712020 Overtime	2,620	0	0	0	0	0	0	0
	266,106	280,180	135,677	280,180	280,180	68,469	67,839	67,839
Fringe Benefits								
722740 Fringe Benefits	0	144,335	73,715	144,335	144,335	37,230	36,860	36,860
722750 Workers Compensation	5,423	0	0	0	0	0	0	0
722760 Group Life	1,035	0	0	0	0	0	0	0
722770 Retirement	70,654	0	0	0	0	0	0	0
722780 Hospitalization	61,461	0	0	0	0	0	0	0
722790 Social Security	17,148	0	0	0	0	0	0	0
722800 Dental	4,491	0	0	0	0	0	0	0
722810 Disability	692	0	0	0	0	0	0	0
722820 Unemployment Insurance	1,152	0	0	0	0	0	0	0
722850 Optical	341	0	0	0	0	0	0	0
	162,396	144,335	73,715	144,335	144,335	37,230	36,860	36,860
Personnel	428,502	424,515	209,392	424,515	424,515	105,699	104,699	104,699
Operating Expenses								
Contractual Services								
730072 Advertising	700	0	20,569	0	0	500	500	500
730926 Indirect Costs	33,967	35,807	1,000	35,807	35,807	9,284	10,284	10,284

Fund:		28557 - Health AIDS Counseling		OAKLAND COUNTY, MICHIGAN					
FY2013 AND FY2014 AND FY2015 County Executive Budget Recommendation									
Account Number/Description		FY 2011 Actual	FY 2012		FY 2013 Amended Plan	FY 2014 Amended Plan	FY 2013 County Exec. Recommended	FY 2014 County Exec. Recommended	FY 2015 County Exec. Recommended
			Adopted Budget	Amended Budget					
730982	Interpreter Fees	0	100	200	100	100	100	100	100
731346	Personal Mileage	2,475	3,333	1,850	3,333	3,333	925	925	925
731388	Printing	288	2,225	1,112	2,225	2,225	556	556	556
731941	Training	1,388	2,750	366	2,750	2,750	183	183	183
731997	Transportation of Clients	0	200	200	200	200	100	100	100
732018	Travel and Conference	199	0	1,000	0	0	500	500	500
		39,016	44,415	26,297	44,415	44,415	12,148	13,148	13,148
Commodities									
750280	Laboratory Supplies	289	293	205	293	293	100	100	100
750301	Medical Supplies	6,562	11,587	3,000	11,587	11,587	1,500	1,500	1,500
750392	Metered Postage	0	100	250	100	100	125	125	125
750399	Office Supplies	732	627	200	627	627	100	100	100
		7,583	12,607	3,655	12,607	12,607	1,825	1,825	1,825
Operating Expenses		46,599	57,022	29,952	57,022	57,022	13,973	14,973	14,973
Internal Support									
Internal Services									
770631	Bldg Space Cost Allocation	8,670	6,124	4,336	6,124	6,124	2,168	2,168	2,168
770667	Convenience Copier	201	300	200	300	300	100	100	100
774636	Info Tech Operations	0	2,900	1,450	2,900	2,900	725	725	725
774677	Insurance Fund	1,208	1,239	620	1,239	1,239	310	310	310
778675	Telephone Communications	4,666	5,800	3,000	5,800	5,800	1,500	1,500	1,500
		14,745	16,363	9,606	16,363	16,363	4,803	4,803	4,803
Internal Support		14,745	16,363	9,606	16,363	16,363	4,803	4,803	4,803
Grand Total Expenditures		489,847	497,900	248,950	497,900	497,900	124,475	124,475	124,475

Fund:	28310 - Hlth Adolescent Screening CPBC	OAKLAND COUNTY, MICHIGAN
		FY2013 AND FY2014 AND FY2015 County Executive Budget Recommendation

Account Number/Description	FY 2011 Actual	FY 2012		FY 2013 Amended Plan	FY 2014 Amended Plan	FY 2013 County Exec. Recommended	FY 2014 County Exec. Recommended	FY 2015 County Exec. Recommended
		Adopted Budget	Amended Budget					
Revenues								
Revenue								
Federal Grants								
610313 Federal Operating Grants	(5,803)	73,000	36,500	73,000	73,000	18,250	18,250	18,250
	(5,803)	73,000	36,500	73,000	73,000	18,250	18,250	18,250
State Grants								
615571 State Operating Grants	73,000	0	0	0	0	0	0	0
	73,000	0	0	0	0	0	0	0
Revenue	67,197	73,000	36,500	73,000	73,000	18,250	18,250	18,250
Grand Total Revenues	67,197	73,000	36,500	73,000	73,000	18,250	18,250	18,250

Expenditures								
Personnel								
Salaries								
702010 Salaries Regular	36,183	42,049	20,161	42,049	42,049	10,293	10,293	10,293
	36,183	42,049	20,161	42,049	42,049	10,293	10,293	10,293
Fringe Benefits								
722740 Fringe Benefits	0	1,788	1,347	1,788	1,788	688	688	688
722750 Workers Compensation	911	0	0	0	0	0	0	0
722770 Retirement	672	0	0	0	0	0	0	0
722790 Social Security	544	0	0	0	0	0	0	0
722820 Unemployment Insurance	159	0	0	0	0	0	0	0
	2,286	1,788	1,347	1,788	1,788	688	688	688
Personnel	38,469	43,837	21,508	43,837	43,837	10,981	10,981	10,981
Operating Expenses								
Contractual Services								
730373 Contracted Services	0	0	0	0	0	250	250	250
730926 Indirect Costs	4,624	5,374	3,056	5,374	5,374	1,560	1,560	1,560
731031 Laboratory Fees	18,500	17,500	10,000	17,500	17,500	4,500	4,500	4,500
731346 Personal Mileage	780	1,000	333	1,000	1,000	167	167	167
731458 Professional Services	1,000	1,000	0	1,000	1,000	0	0	0
732018 Travel and Conference	0	200	50	200	200	25	25	25
	24,905	25,074	13,439	25,074	25,074	6,502	6,502	6,502
Commodities								
750301 Medical Supplies	0	100	64	100	100	33	33	33
750399 Office Supplies	149	58	41	58	58	10	10	10
	149	158	105	158	158	43	43	43
Operating Expenses	25,053	25,232	13,544	25,232	25,232	6,545	6,545	6,545
Internal Support								
Internal Services								

Fund:	28310 - Hlth Adolescent Screening CPBC	OAKLAND COUNTY, MICHIGAN
		FY2013 AND FY2014 AND FY2015 County Executive Budget Recommendation

Account Number/Description	FY 2011 Actual	FY 2012		FY 2013 Amended Plan	FY 2014 Amended Plan	FY 2013 County Exec. Recommended	FY 2014 County Exec. Recommended	FY 2015 County Exec. Recommended
		Adopted Budget	Amended Budget					
774636 Info Tech Operations	3,159	3,408	1,186	3,408	3,408	593	593	593
774677 Insurance Fund	177	150	76	150	150	38	38	38
778675 Telephone Communications	338	373	186	373	373	93	93	93
	3,675	3,931	1,448	3,931	3,931	724	724	724
Internal Support	3,675	3,931	1,448	3,931	3,931	724	724	724
Grand Total Expenditures	67,197	73,000	36,500	73,000	73,000	18,250	18,250	18,250

Fund: 28605 - Health Bioterrorism

OAKLAND COUNTY, MICHIGAN

FY2013 AND FY2014 AND FY2015 County Executive Budget Recommendation

Account Number/Description	FY 2011 Actual	FY 2012		FY 2013 Amended Plan	FY 2014 Amended Plan	FY 2013 County Exec. Recommended	FY 2014 County Exec. Recommended	FY 2015 County Exec. Recommended
		Adopted Budget	Amended Budget					
Revenues								
Revenue								
Federal Grants								
610313 Federal Operating Grants	(590,422)	792,034	658,054	792,034	792,034	658,054	658,054	658,054
	(590,422)	792,034	658,054	792,034	792,034	658,054	658,054	658,054
State Grants								
615571 State Operating Grants	1,522,651	0	0	0	0	0	0	0
	1,522,651	0	0	0	0	0	0	0
Other Revenues								
670057 Adjustment Prior Years Revenue	32	0	0	0	0	0	0	0
	32	0	0	0	0	0	0	0
Revenue	932,261	792,034	658,054	792,034	792,034	658,054	658,054	658,054
Other Financing Sources								
Transfers In								
695500 Transfers In	7,561	0	0	0	0	0	0	0
	7,561	0	0	0	0	0	0	0
Other Financing Sources	7,561	0	0	0	0	0	0	0
Grand Total Revenues	939,822	792,034	658,054	792,034	792,034	658,054	658,054	658,054

Expenditures

Personnel								
Salaries								
702010 Salaries Regular	238,821	314,077	292,822	314,077	314,077	292,822	292,822	292,822
702030 Holiday	10,058	0	0	0	0	0	0	0
702050 Annual Leave	14,841	0	0	0	0	0	0	0
702080 Sick Leave	6,323	0	0	0	0	0	0	0
702100 Retroactive	240	0	0	0	0	0	0	0
702140 Other Miscellaneous Salaries	0	0	0	0	0	1,575	0	0
702200 Death Leave	388	0	0	0	0	0	0	0
702360 Short Term Disability	3,712	0	0	0	0	0	0	0
712020 Overtime	28,477	0	0	0	0	0	0	0
712040 Holiday Overtime	1,071	0	0	0	0	0	0	0
712090 On Call	71	0	0	0	0	0	0	0
	304,003	314,077	292,822	314,077	314,077	294,397	292,822	292,822
Fringe Benefits								
722740 Fringe Benefits	0	209,903	174,434	209,903	209,903	175,359	174,434	174,434
722750 Workers Compensation	2,558	0	0	0	0	0	0	0
722760 Group Life	1,288	0	0	0	0	0	0	0
722770 Retirement	98,538	0	0	0	0	0	0	0
722780 Hospitalization	59,867	0	0	0	0	0	0	0

Fund:	28605 - Health Bioterrorism	OAKLAND COUNTY, MICHIGAN							
		FY2013 AND FY2014 AND FY2015 County Executive Budget Recommendation							

Account Number/Description	FY 2011 Actual	FY 2012		FY 2013 Amended Plan	FY 2014 Amended Plan	FY 2013 County Exec. Recommended	FY 2014 County Exec. Recommended	FY 2015 County Exec. Recommended
		Adopted Budget	Amended Budget					
722790 Social Security	20,440	0	0	0	0	0	0	0
722800 Dental	4,817	0	0	0	0	0	0	0
722810 Disability	863	0	0	0	0	0	0	0
722820 Unemployment Insurance	1,315	0	0	0	0	0	0	0
722850 Optical	242	0	0	0	0	0	0	0
	189,927	209,903	174,434	209,903	209,903	175,359	174,434	174,434
Personnel	493,931	523,980	467,256	523,980	523,980	469,756	467,256	467,256
Operating Expenses								
Contractual Services								
730072 Advertising	0	0	2,450	0	0	2,450	2,450	2,450
730646 Equipment Maintenance	6,923	400	7,000	400	400	7,000	7,000	7,000
730772 Freight and Express	1,012	0	0	0	0	0	0	0
730926 Indirect Costs	38,852	48,496	33,113	48,496	48,496	30,613	33,113	33,113
731059 Laundry and Cleaning	9	0	0	0	0	0	0	0
731213 Membership Dues	18	0	240	0	0	240	240	240
731339 Periodicals Books Publ Sub	321	0	0	0	0	0	0	0
731346 Personal Mileage	3,171	7,800	9,325	7,800	7,800	9,325	9,325	9,325
731388 Printing	2,058	26,071	2,750	26,071	26,071	2,750	2,750	2,750
731458 Professional Services	0	5,348	0	5,348	5,348	0	0	0
731773 Software Rental Lease Purchase	19,000	0	0	0	0	0	0	0
731941 Training	0	0	3,600	0	0	3,600	3,600	3,600
732018 Travel and Conference	1,217	988	2,819	988	988	2,819	2,819	2,819
732020 Travel Employee Taxable Meals	76	0	0	0	0	0	0	0
732165 Workshops and Meeting	30	0	0	0	0	0	0	0
	72,686	89,103	61,297	89,103	89,103	58,797	61,297	61,297
Commodities								
750049 Computer Supplies	229	0	0	0	0	0	0	0
750077 Disaster Supplies	5,934	11,446	6,000	11,446	11,446	6,000	6,000	6,000
750154 Expendable Equipment	5,400	17,510	15,187	17,510	17,510	15,187	15,187	15,187
750170 Other Expendable Equipment	44,426	11,495	7,999	11,495	11,495	7,999	7,999	7,999
750280 Laboratory Supplies	16,059	16,100	0	16,100	16,100	0	0	0
750294 Material and Supplies	7,544	0	0	0	0	0	0	0
750301 Medical Supplies	190	0	0	0	0	0	0	0
750392 Metered Postage	3	889	940	889	889	940	940	940
750399 Office Supplies	6,328	22,221	18,410	22,221	22,221	18,410	18,410	18,410
750448 Postage-Standard Mailing	6	0	0	0	0	0	0	0
750539 Testing Materials	41	0	0	0	0	0	0	0
750567 Training-Educational Supplies	32,749	500	4,100	500	500	4,100	4,100	4,100
	118,909	80,161	52,636	80,161	80,161	52,636	52,636	52,636
Capital Outlay								
760132 Computer Equipment	84,093	0	0	0	0	0	0	0
760157 Equipment	13,363	0	0	0	0	0	0	0
	97,456	0	0	0	0	0	0	0

Fund: 28605 - Health Bioterrorism	OAKLAND COUNTY, MICHIGAN
FY2013 AND FY2014 AND FY2015 County Executive Budget Recommendation	

Account Number/Description	FY 2011 Actual	FY 2012		FY 2013 Amended Plan	FY 2014 Amended Plan	FY 2013 County Exec. Recommended	FY 2014 County Exec. Recommended	FY 2015 County Exec. Recommended
		Adopted Budget	Amended Budget					
Operating Expenses	289,051	169,264	113,933	169,264	169,264	111,433	113,933	113,933
Internal Support								
Internal Services								
770631 Bldg Space Cost Allocation	24,348	24,309	20,307	24,309	24,309	20,307	20,307	20,307
770667 Convenience Copier	2,654	2,470	3,792	2,470	2,470	3,792	3,792	3,792
773630 Info Tech Development	74,459	30,566	18,000	30,566	30,566	18,000	18,000	18,000
774636 Info Tech Operations	23,342	27,156	21,668	27,156	27,156	21,668	21,668	21,668
774677 Insurance Fund	1,791	1,782	1,602	1,782	1,782	1,602	1,602	1,602
777560 Radio Communications	2,285	0	0	0	0	0	0	0
778675 Telephone Communications	10,660	12,507	11,496	12,507	12,507	11,496	11,496	11,496
	139,540	98,790	76,865	98,790	98,790	76,865	76,865	76,865
Internal Support	139,540	98,790	76,865	98,790	98,790	76,865	76,865	76,865
Transfers/Other Sources (Uses)								
Transfers Out								
788001 Transfers Out	17,300	0	0	0	0	0	0	0
	17,300	0	0	0	0	0	0	0
Transfers/Other Sources (Uses)	17,300	0	0	0	0	0	0	0
Grand Total Expenditures	939,821	792,034	658,054	792,034	792,034	658,054	658,054	658,054

Fund:	28307 - Hlth Early Warn Infect DisSurv	OAKLAND COUNTY, MICHIGAN
FY2013 AND FY2014 AND FY2015 County Executive Budget Recommendation		

Account Number/Description	FY 2011 Actual	FY 2012		FY 2013 Amer decl Plan	FY 2014 Amended Plan	FY 2013 County Exec. Recommended	FY 2014 County Exec. Recommended	FY 2015 County Exec. Recommended
		Adopted Budget	Amended Budget					
Revenues								
Revenue								
Federal Grants								
610313 Federal Operating Grants	(1,834)	1,839	0	1,839	1,839	0	0	0
	(1,834)	1,839	0	1,839	1,839	0	0	0
State Grants								
615571 State Operating Grants	1,839	0	0	0	0	0	0	0
	1,839	0	0	0	0	0	0	0
Revenue	5	1,839	0	1,839	1,839	0	0	0
Grand Total Revenues	5	1,839	0	1,839	1,839	0	0	0

Expenditures								
Operating Expenses								
Contractual Services								
731346 Personal Mileage	0	516	0	516	516	0	0	0
732018 Travel and Conference	0	1,301	0	1,301	1,301	0	0	0
	0	1,817	0	1,817	1,817	0	0	0
Operating Expenses	0	1,817	0	1,817	1,817	0	0	0
Internal Support								
Internal Services								
774677 Insurance Fund	5	22	0	22	22	0	0	0
	5	22	0	22	22	0	0	0
Internal Support	5	22	0	22	22	0	0	0
Grand Total Expenditures	5	1,839	0	1,839	1,839	0	0	0

Fund: 28597 - Env Health Grants Fund	OAKLAND COUNTY, MICHIGAN
FY2013 AND FY2014 AND FY2015 County Executive Budget Recommendation	

Account Number/Description	FY 2011 Actual	FY 2012		FY 2013 Amended Plan	FY 2014 Amended Plan	FY 2013 County Exec. Recommended	FY 2014 County Exec. Recommended	FY 2015 County Exec. Recommended
		Adopted Budget	Amended Budget					
Revenues								
Revenue								
Federal Grants								
610313 Federal Operating Grants	0	0	40,000	0	0	0	0	0
	0	0	40,000	0	0	0	0	0
Revenue	0	0	40,000	0	0	0	0	0
Grand Total Revenues	0	0	40,000	0	0	0	0	0
Expenditures								
Personnel								
Salaries								
702010 Salaries Regular	0	0	16,920	0	0	0	0	0
	0	0	16,920	0	0	0	0	0
Fringe Benefits								
722740 Fringe Benefits	0	0	13,536	0	0	0	0	0
	0	0	13,536	0	0	0	0	0
Personnel	0	0	30,456	0	0	0	0	0
Operating Expenses								
Contractual Services								
730926 Indirect Costs	0	0	2,565	0	0	0	0	0
731346 Personal Mileage	0	0	4,468	0	0	0	0	0
732018 Travel and Conference	0	0	1,065	0	0	0	0	0
	0	0	8,098	0	0	0	0	0
Commodities								
750399 Office Supplies	0	0	100	0	0	0	0	0
750448 Postage-Standard Mailing	0	0	100	0	0	0	0	0
	0	0	200	0	0	0	0	0
Operating Expenses	0	0	8,298	0	0	0	0	0
Internal Support								
Internal Services								
770667 Convenience Copier	0	0	100	0	0	0	0	0
774636 Info Tech Operations	0	0	700	0	0	0	0	0
774677 Insurance Fund	0	0	146	0	0	0	0	0
778675 Telephone Communications	0	0	300	0	0	0	0	0
	0	0	1,246	0	0	0	0	0
Internal Support	0	0	1,246	0	0	0	0	0
Grand Total Expenditures	0	0	40,000	0	0	0	0	0

Fund:	28552 - Health FIMR	OAKLAND COUNTY, MICHIGAN						
FY2013 AND FY2014 AND FY2015 County Executive Budget Recommendation								

Account Number/Description	FY 2011 Actual	FY 2012		FY 2013 Amended Plan	FY 2014 Amended Plan	FY 2013 County Exec. Recommended	FY 2014 County Exec. Recommended	FY 2015 County Exec. Recommended
		Adopted Budget	Amended Budget					
Revenues								
Revenue								
Federal Grants								
610313 Federal Operating Grants	0	5,400	5,400	5,400	5,400	5,400	5,400	5,400
	0	5,400	5,400	5,400	5,400	5,400	5,400	5,400
State Grants								
615571 State Operating Grants	5,400	0	0	0	0	0	0	0
	5,400	0	0	0	0	0	0	0
Revenue	5,400	5,400	5,400	5,400	5,400	5,400	5,400	5,400
Grand Total Revenues	5,400	5,400	5,400	5,400	5,400	5,400	5,400	5,400

Expenditures

Personnel								
Salaries								
702010 Salaries Regular	4,576	4,576	4,395	4,576	4,576	4,395	4,395	4,395
	4,576	4,576	4,395	4,576	4,576	4,395	4,395	4,395
Fringe Benefits								
722740 Fringe Benefits	0	194	294	194	194	294	294	294
722750 Workers Compensation	140	0	0	0	0	0	0	0
722770 Retirement	100	0	0	0	0	0	0	0
722790 Social Security	73	0	0	0	0	0	0	0
722820 Unemployment Insurance	22	0	0	0	0	0	0	0
722900 Fringe Benefit Adjustments	(141)	0	0	0	0	0	0	0
	194	194	294	194	194	294	294	294
Personnel	4,770	4,770	4,689	4,770	4,770	4,689	4,689	4,689
Operating Expenses								
Contractual Services								
730926 Indirect Costs	585	585	666	585	585	666	666	666
	585	585	666	585	585	666	666	666
Operating Expenses	585	585	666	585	585	666	666	666
Internal Support								
Internal Services								
774677 Insurance Fund	13	45	45	45	45	45	45	45
	13	45	45	45	45	45	45	45
Internal Support	13	45	45	45	45	45	45	45
Grand Total Expenditures	5,368	5,400	5,400	5,400	5,400	5,400	5,400	5,400

Fund:	28320 - Health Communities Planning	OAKLAND COUNTY, MICHIGAN
		FY2013 AND FY2014 AND FY2015 County Executive Budget Recommendation

Account Number/Description	FY 2011 Actual	FY 2012		FY 2013 Amended Plan	FY 2014 Amended Plan	FY 2013 County Exec. Recommended	FY 2014 County Exec. Recommended	FY 2015 County Exec. Recommended
		Adopted Budget	Amended Budget					
Revenues								
Revenue								
Federal Grants								
610313 Federal Operating Grants	(2,076)	15,000	24,279	15,000	15,000	15,279	15,279	15,279
	(2,076)	15,000	24,279	15,000	15,000	15,279	15,279	15,279
State Grants								
615571 State Operating Grants	15,000	0	0	0	0	0	0	0
	15,000	0	0	0	0	0	0	0
Revenue	12,924	15,000	24,279	15,000	15,000	15,279	15,279	15,279
Grand Total Revenues	12,924	15,000	24,279	15,000	15,000	15,279	15,279	15,279

Expenditures

Personnel								
Salaries								
702010 Salaries Regular	5,017	6,417	4,730	6,417	6,417	4,730	4,730	4,730
712020 Overtime	175	0	0	0	0	0	0	0
	5,192	6,417	4,730	6,417	6,417	4,730	4,730	4,730
Fringe Benefits								
722740 Fringe Benefits	0	4,023	207	4,023	4,023	207	207	207
722750 Workers Compensation	11	0	0	0	0	0	0	0
722760 Group Life	24	0	0	0	0	0	0	0
722770 Retirement	1,760	0	0	0	0	0	0	0
722780 Hospitalization	1,790	0	0	0	0	0	0	0
722790 Social Security	350	0	0	0	0	0	0	0
722800 Dental	132	0	0	0	0	0	0	0
722810 Disability	16	0	0	0	0	0	0	0
722820 Unemployment Insurance	22	0	0	0	0	0	0	0
722850 Optical	3	0	0	0	0	0	0	0
	4,108	4,023	207	4,023	4,023	207	207	207
Personnel	9,300	10,440	4,937	10,440	10,440	4,937	4,937	4,937
Operating Expenses								
Contractual Services								
730072 Advertising	0	0	1,900	0	0	0	0	0
730926 Indirect Costs	664	820	600	820	820	600	600	600
731115 Licenses and Permits	0	0	1,200	0	0	0	0	0
731346 Personal Mileage	0	354	306	354	354	306	306	306
731388 Printing	0	0	2,876	0	0	2,876	2,876	2,876
732018 Travel and Conference	1,468	1,146	1,500	1,146	1,146	0	0	0
	2,132	2,320	8,382	2,320	2,320	3,782	3,782	3,782
Commodities								

Fund:	28320 - Health Communities Planning	OAKLAND COUNTY, MICHIGAN							
		FY2013 AND FY2014 AND FY2015 County Executive Budget Recommendation							

Account Number/Description	FY 2011 Actual	FY 2012		FY 2013 Amended Plan	FY 2014 Amended Plan	FY 2013 County Exec. Recommended	FY 2014 County Exec. Recommended	FY 2015 County Exec. Recommended
		Adopted Budget	Amended Budget					
750154 Expendable Equipment	0	0	1,500	0	0	0	0	0
750399 Office Supplies	2	300	800	300	300	0	0	0
750462 Provisions	0	0	600	0	0	0	0	0
750567 Training-Educational Supplies	1,485	1,440	7,560	1,440	1,440	6,560	6,560	6,560
	1,487	1,740	10,460	1,740	1,740	6,560	6,560	6,560
Operating Expenses	3,619	4,060	18,842	4,060	4,060	10,342	10,342	10,342
Internal Support								
Internal Services								
770667 Convenience Copier	0	500	0	500	500	0	0	0
774677 Insurance Fund	6	0	0	0	0	0	0	0
778675 Telephone Communications	0	0	500	0	0	0	0	0
	6	500	500	500	500	0	0	0
Internal Support	6	500	500	500	500	0	0	0
Grand Total Expenditures	12,924	15,000	24,279	15,000	15,000	15,279	15,279	15,279

Fund:	28550 - Hlth Immunization Action Plan	OAKLAND COUNTY, MICHIGAN						
		FY2013 AND FY2014 AND FY2015 County Executive Budget Recommendation						

Account Number/Description	FY 2011 Actual	FY 2012		FY 2013 Amended Plan	FY 2014 Amended Plan	FY 2013 County Exec. Recommended	FY 2014 County Exec. Recommended	FY 2015 County Exec. Recommended	
		Adopted Budget	Amended Budget						
Revenues									
Revenue									
Federal Grants									
610313	Federal Operating Grants	(39,406)	579,470	471,775	579,470	579,470	471,775	471,775	471,775
		(39,406)	579,470	471,775	579,470	579,470	471,775	471,775	471,775
State Grants									
615463	Grant Fees and Collections	33,050	16,000	35,000	16,000	16,000	35,000	35,000	35,000
615571	State Operating Grants	593,818	0	0	0	0	0	0	0
		626,868	16,000	35,000	16,000	16,000	35,000	35,000	35,000
		587,462	595,470	506,775	595,470	595,470	506,775	506,775	506,775
Revenue		587,462	595,470	506,775	595,470	595,470	506,775	506,775	506,775
Grand Total Revenues		587,462	595,470	506,775	595,470	595,470	506,775	506,775	506,775

Expenditures									
Personnel									
Salaries									
702010	Salaries Regular	288,075	332,371	249,211	332,371	332,371	249,211	249,211	249,211
702030	Holiday	8,113	0	0	0	0	0	0	0
702050	Annual Leave	11,944	0	0	0	0	0	0	0
702080	Sick Leave	4,498	0	0	0	0	0	0	0
702100	Retroactive	162	0	0	0	0	0	0	0
702140	Other Miscellaneous Salaries	0	0	0	0	945	0	0	0
702360	Short Term Disability	811	0	0	0	0	0	0	0
712020	Overtime	5,661	0	0	0	0	0	0	0
		319,263	332,371	249,211	332,371	332,371	250,156	249,211	249,211
Fringe Benefits									
722740	Fringe Benefits	0	140,239	138,180	140,239	140,239	138,735	138,180	138,180
722750	Workers Compensation	5,168	0	0	0	0	0	0	0
722760	Group Life	866	0	0	0	0	0	0	0
722770	Retirement	69,346	0	0	0	0	0	0	0
722780	Hospitalization	54,326	0	0	0	0	0	0	0
722790	Social Security	17,564	0	0	0	0	0	0	0
722800	Dental	3,692	0	0	0	0	0	0	0
722810	Disability	713	0	0	0	0	0	0	0
722820	Unemployment Insurance	1,395	0	0	0	0	0	0	0
722850	Optical	158	0	0	0	0	0	0	0
		153,228	140,239	138,180	140,239	140,239	138,735	138,180	138,180
		472,491	472,610	387,391	472,610	472,610	388,891	387,391	387,391
Personnel									
Operating Expenses									
Contractual Services									
730646	Equipment Maintenance	0	200	200	200	200	200	200	200
730772	Freight and Express	25	0	0	0	0	0	0	0

Fund:	28550 - Hlth Immunization Action Plan	OAKLAND COUNTY, MICHIGAN							
		FY2013 AND FY2014 AND FY2015 County Executive Budget Recommendation							

Account Number/Description	FY 2011 Actual	FY 2012		FY 2013 Amended Plan	FY 2014 Amended Plan	FY 2013 County Exec. Recommended	FY 2014 County Exec. Recommended	FY 2015 County Exec. Recommended
		Adopted Budget	Amended Budget					
730926 Indirect Costs	43,232	42,477	37,780	42,477	42,477	36,280	37,780	37,780
731346 Personal Mileage	2,714	4,900	2,956	4,900	4,900	2,956	2,956	2,956
731388 Printing	2,042	1,500	3,000	1,500	1,500	3,000	3,000	3,000
731458 Professional Services	139	0	0	0	0	0	0	0
732018 Travel and Conference	1,200	1,000	2,000	1,000	1,000	2,000	2,000	2,000
	49,351	50,077	45,936	50,077	50,077	44,436	45,936	45,936
Commodities								
750154 Expendable Equipment	0	1,600	0	1,600	1,600	0	0	0
750170 Other Expendable Equipment	146	0	0	0	0	0	0	0
750392 Metered Postage	7,553	16,093	19,519	16,093	16,093	19,519	19,519	19,519
750399 Office Supplies	1,723	2,078	2,500	2,078	2,078	2,500	2,500	2,500
750567 Training-Educational Supplies	373	0	0	0	0	0	0	0
	9,795	19,771	22,019	19,771	19,771	22,019	22,019	22,019
Operating Expenses	59,147	69,848	67,955	69,848	69,848	66,455	67,955	67,955
Internal Support								
Internal Services								
770631 Bldg Space Cost Allocation	22,743	22,743	22,743	22,743	22,743	22,743	22,743	22,743
770667 Convenience Copier	7,455	2,983	7,500	2,983	2,983	7,500	7,500	7,500
774636 Info Tech Operations	11,080	20,000	15,000	20,000	20,000	15,000	15,000	15,000
774677 Insurance Fund	1,124	1,186	1,186	1,186	1,186	1,186	1,186	1,186
775667 Mail Room	9,274	0	0	0	0	0	0	0
778675 Telephone Communications	4,148	6,100	5,000	6,100	6,100	5,000	5,000	5,000
	55,824	53,012	51,429	53,012	53,012	51,429	51,429	51,429
Internal Support	55,824	53,012	51,429	53,012	53,012	51,429	51,429	51,429
Grand Total Expenditures	587,462	595,470	506,775	595,470	595,470	506,775	506,775	506,775

Fund:	28563 - Health MCH Block	OAKLAND COUNTY, MICHIGAN						
		FY2013 AND FY2014 AND FY2015 County Executive Budget Recommendation						

Account Number/Description	FY 2011 Actual	FY 2012		FY 2013 Amended Plan	FY 2014 Amended Plan	FY 2013 County Exec. Recommended	FY 2014 County Exec. Recommended	FY 2015 County Exec. Recommended
		Adopted Budget	Amended Budget					
Revenues								
Revenue								
Federal Grants								
610313	Federal Operating Grants	(147,169)	606,457	606,457	606,457	606,457	606,457	606,457
		(147,169)	606,457	606,457	606,457	606,457	606,457	606,457
State Grants								
615463	Grant Fees and Collections	0	120,610	194,931	120,610	194,931	194,931	194,931
615571	State Operating Grants	760,325	0	0	0	0	0	0
		760,325	120,610	194,931	120,610	194,931	194,931	194,931
Other Revenues								
670057	Adjustment Prior Years Revenue	38,550	0	0	0	0	0	0
		38,550	0	0	0	0	0	0
Revenue		651,706	727,067	801,388	727,067	727,067	801,388	801,388
Grand Total Revenues		651,706	727,067	801,388	727,067	727,067	801,388	801,388

Expenditures								
Personnel								
Salaries								
702010	Salaries Regular	359,159	421,699	455,609	421,699	421,699	455,609	455,609
702030	Holiday	7,098	0	0	0	0	0	0
702050	Annual Leave	8,874	0	0	0	0	0	0
702080	Sick Leave	2,757	0	0	0	0	0	0
702120	Jury Duty	248	0	0	0	0	0	0
702140	Other Miscellaneous Salaries	0	0	0	0	1,575	0	0
702190	Workers Compensation Pay	147	0	0	0	0	0	0
702200	Death Leave	1,183	0	0	0	0	0	0
702360	Short Term Disability	1,429	0	0	0	0	0	0
712020	Overtime	1,598	0	0	0	0	0	0
		382,492	421,699	455,609	421,699	421,699	457,184	455,609
Fringe Benefits								
722740	Fringe Benefits	0	143,572	204,613	143,572	143,572	205,538	204,613
722750	Workers Compensation	7,431	0	0	0	0	0	0
722760	Group Life	956	0	0	0	0	0	0
722770	Retirement	70,745	0	0	0	0	0	0
722780	Hospitalization	43,448	0	0	0	0	0	0
722790	Social Security	19,202	0	0	0	0	0	0
722800	Dental	2,778	0	0	0	0	0	0
722810	Disability	574	0	0	0	0	0	0
722820	Unemployment Insurance	1,668	0	0	0	0	0	0
722850	Optical	196	0	0	0	0	0	0
722900	Fringe Benefit Adjustments	141	0	0	0	0	0	0

Fund: 28563 - Health MCH Block

OAKLAND COUNTY, MICHIGAN

FY2013 AND FY2014 AND FY2015 County Executive Budget Recommendation

Account Number/Description	FY 2011 Actual	FY 2012		FY 2013 Amended Plan	FY 2014 Amended Plan	FY 2013 County Exec. Recommended	FY 2014 County Exec. Recommended	FY 2015 County Exec. Recommended
		Adopted Budget	Amended Budget					
	147,140	143,572	204,613	143,572	143,572	205,538	204,613	204,613
Personnel	529,632	565,271	660,222	565,271	565,271	662,722	660,222	660,222
Operating Expenses								
Contractual Services								
730072 Advertising	2,320	0	0	0	0	0	0	0
730926 Indirect Costs	48,882	53,893	69,071	53,893	53,893	66,571	69,071	69,071
730982 Interpreter Fees	(2)	1,500	100	1,500	1,500	100	100	100
731031 Laboratory Fees	4,737	6,000	1,500	6,000	6,000	1,500	1,500	1,500
731213 Membership Dues	0	100	100	100	100	100	100	100
731346 Personal Mileage	5,088	6,000	3,885	6,000	6,000	3,885	3,885	3,885
731388 Printing	3,352	4,000	4,500	4,000	4,000	4,500	4,500	4,500
731941 Training	0	0	600	0	0	600	600	600
731997 Transportation of Clients	2,845	11,500	4,500	11,500	11,500	4,500	4,500	4,500
732018 Travel and Conference	4,264	22,337	2,375	22,337	22,337	2,375	2,375	2,375
732165 Workshops and Meeting	297	500	500	500	500	500	500	500
	71,785	105,830	87,131	105,830	105,830	84,631	87,131	87,131
Commodities								
750392 Metered Postage	1,483	6,000	3,000	6,000	6,000	3,000	3,000	3,000
750399 Office Supplies	2,860	3,443	3,000	3,443	3,443	3,000	3,000	3,000
750567 Training-Educational Supplies	691	1,000	4,537	1,000	1,000	4,537	4,537	4,537
	5,035	10,443	10,537	10,443	10,443	10,537	10,537	10,537
Operating Expenses	76,820	116,273	97,668	116,273	116,273	95,168	97,668	97,668
Internal Support								
Internal Services								
770631 Bldg Space Cost Allocation	33,528	33,528	31,503	33,528	33,528	31,503	31,503	31,503
770667 Convenience Copier	685	700	700	700	700	700	700	700
774677 Insurance Fund	1,472	1,295	1,295	1,295	1,295	1,295	1,295	1,295
775667 Mail Room	1,334	0	0	0	0	0	0	0
778675 Telephone Communications	8,234	10,000	10,000	10,000	10,000	10,000	10,000	10,000
	45,254	45,523	43,498	45,523	45,523	43,498	43,498	43,498
Internal Support	45,254	45,523	43,498	45,523	45,523	43,498	43,498	43,498
Grand Total Expenditures	651,706	727,067	801,388	727,067	727,067	801,388	801,388	801,388

Fund: 28249 - Health MDPH OSAS

OAKLAND COUNTY, MICHIGAN

FY2013 AND FY2014 AND FY2015 County Executive Budget Recommendation

Account Number/Description	FY 2011 Actual	FY 2012		FY 2013 Amended Plan	FY 2014 Amended Plan	FY 2013 County Exec. Recommended	FY 2014 County Exec. Recommended	FY 2015 County Exec. Recommended
		Adopted Budget	Amended Budget					
Revenues								
Revenue								
Federal Grants								
610313 Federal Operating Grants	4,321,757	4,792,578	3,598,186	4,792,578	4,792,578	4,792,578	4,792,578	4,792,578
	4,321,757	4,792,578	3,598,186	4,792,578	4,792,578	4,792,578	4,792,578	4,792,578
State Grants								
615571 State Operating Grants	0	0	805,459	0	0	0	0	0
	0	0	805,459	0	0	0	0	0
Charges for Services								
630686 Fee Income	81	0	0	0	0	0	0	0
	81	0	0	0	0	0	0	0
Other Revenues								
670456 Prior Years Adjustments	5,143	0	0	0	0	0	0	0
	5,143	0	0	0	0	0	0	0
Revenue	4,326,981	4,792,578	4,403,645	4,792,578	4,792,578	4,792,578	4,792,578	4,792,578
Grand Total Revenues	4,326,981	4,792,578	4,403,645	4,792,578	4,792,578	4,792,578	4,792,578	4,792,578

Expenditures**Personnel****Salaries**

702010 Salaries Regular	533,865	956,467	564,774	956,467	956,467	879,718	888,515	897,400
702030 Holiday	21,872	0	0	0	0	0	0	0
702050 Annual Leave	40,415	0	0	0	0	0	0	0
702080 Sick Leave	12,301	0	0	0	0	0	0	0
702100 Retroactive	153	0	0	0	0	0	0	0
702140 Other Miscellaneous Salaries	0	0	0	0	0	5,355	0	0
702190 Workers Compensation Pay	3,475	0	0	0	0	0	0	0
702200 Death Leave	1,021	0	0	0	0	0	0	0
702360 Short Term Disability	630	0	0	0	0	0	0	0
712020 Overtime	1,274	0	0	0	0	0	0	0
	615,007	956,467	564,774	956,467	956,467	885,073	888,515	897,400

Fringe Benefits

722740 Fringe Benefits	0	0	(328,703)	0	0	3,145	0	0
722750 Workers Compensation	3,802	5,244	5,244	5,244	5,244	7,067	7,138	7,209
722760 Group Life	2,712	3,717	3,717	3,717	3,717	2,638	2,665	2,692
722770 Retirement	204,480	373,490	373,490	373,490	373,490	250,040	252,540	255,066
722780 Hospitalization	94,380	207,978	207,978	207,978	207,978	220,053	222,254	224,476
722790 Social Security	46,454	71,498	71,498	71,498	71,498	65,870	66,528	67,194
722800 Dental	9,879	16,803	16,803	16,803	16,803	15,890	16,048	16,208
722810 Disability	1,849	2,996	2,996	2,996	2,996	12,407	12,532	12,658

Fund:	28249 - Health MDPH OSAS	OAKLAND COUNTY, MICHIGAN
FY2013 AND FY2014 AND FY2015 County Executive Budget Recommendation		

Account Number/Description	FY 2011 Actual	FY 2012		FY 2013 Amended Plan	FY 2014 Amended Plan	FY 2013 County Exec. Recommended	FY 2014 County Exec. Recommended	FY 2015 County Exec. Recommended
		Adopted Budget	Amended Budget					
722820 Unemployment Insurance	2,747	3,635	3,635	3,635	3,635	3,254	3,286	3,318
722850 Optical	432	910	910	910	910	1,577	1,593	1,609
	366,735	686,271	357,568	686,271	686,271	581,941	584,584	590,430
Personnel	981,741	1,642,738	922,342	1,642,738	1,642,738	1,467,014	1,473,099	1,487,830
Operating Expenses								
Contractual Services								
730037 Adj Prior Years Exp	34,554	0	0	0	0	0	0	0
730366 Contract Administration	0	1,099,972	104,899	1,099,972	1,099,972	1,099,972	1,099,972	1,099,972
730373 Contracted Services	3,128,218	2,027,647	3,290,784	2,027,647	2,027,647	2,203,371	2,197,286	2,182,555
730646 Equipment Maintenance	115	0	0	0	0	0	0	0
730926 Indirect Costs	78,598	22,221	85,620	22,221	22,221	22,221	22,221	22,221
730982 Interpreter Fees	950	0	0	0	0	0	0	0
731213 Membership Dues	1,575	0	0	0	0	0	0	0
731339 Periodicals Books Publ Sub	1,127	0	0	0	0	0	0	0
731346 Personal Mileage	7,962	0	0	0	0	0	0	0
731388 Printing	1,513	0	0	0	0	0	0	0
731437 Prof Svc-Auditing Svc	2,025	0	0	0	0	0	0	0
731458 Professional Services	3,155	0	0	0	0	0	0	0
731941 Training	814	0	0	0	0	0	0	0
731997 Transportation of Clients	1,936	0	0	0	0	0	0	0
732018 Travel and Conference	2,128	0	0	0	0	0	0	0
732020 Travel Employee Taxable Meals	28	0	0	0	0	0	0	0
732165 Workshops and Meeting	123	0	0	0	0	0	0	0
	3,264,821	3,149,840	3,481,303	3,149,840	3,149,840	3,325,564	3,319,479	3,304,748
Commodities								
750294 Material and Supplies	90	0	0	0	0	0	0	0
750301 Medical Supplies	8,188	0	0	0	0	0	0	0
750392 Metered Postage	497	0	0	0	0	0	0	0
750399 Office Supplies	6,091	0	0	0	0	0	0	0
750448 Postage-Standard Mailing	6	0	0	0	0	0	0	0
750567 Training-Educational Supplies	4,099	0	0	0	0	0	0	0
	18,971	0	0	0	0	0	0	0
Capital Outlay								
760132 Computer Equipment	1,024	0	0	0	0	0	0	0
	1,024	0	0	0	0	0	0	0
Operating Expenses	3,284,816	3,149,840	3,481,303	3,149,840	3,149,840	3,325,564	3,319,479	3,304,748
Internal Support								
Internal Services								
770631 Bldg Space Cost Allocation	49,711	0	0	0	0	0	0	0
770667 Convenience Copier	212	0	0	0	0	0	0	0
774677 Insurance Fund	2,369	0	0	0	0	0	0	0
775667 Mail Room	869	0	0	0	0	0	0	0
778675 Telephone Communications	7,263	0	0	0	0	0	0	0

Fund: 28249 - Health MDPH OSAS

OAKLAND COUNTY, MICHIGAN

FY2013 AND FY2014 AND FY2015 County Executive Budget Recommendation

Account Number/Description	FY 2011 Actual	FY 2012		FY 2013 Amended Plan	FY 2014 Amended Plan	FY 2013 County Exec. Recommended	FY 2014 County Exec. Recommended	FY 2015 County Exec. Recommended
		Adopted Budget	Amended Budget					
	60,424	0	0	0	0	0	0	0
Internal Support	60,424	0	0	0	0	0	0	0
Grand Total Expenditures	4,326,981	4,792,578	4,403,645	4,792,578	4,792,578	4,792,578	4,792,578	4,792,578

Fund:	28607 - Hlth Nurse Family Partnership	OAKLAND COUNTY, MICHIGAN
		FY2013 AND FY2014 AND FY2015 County Executive Budget Recommendation

Account Number/Description	FY 2011 Actual	FY 2012		FY 2013 Amended Plan	FY 2014 Amended Plan	FY 2013 County Exec. Recommended	FY 2014 County Exec. Recommended	FY 2015 County Exec. Recommended
		Adopted Budget	Amended Budget					
Revenues								
Revenue								
Federal Grants								
610313 Federal Operating Grants	0	0	485,000	0	0	485,000	485,000	485,000
	0	0	485,000	0	0	485,000	485,000	485,000
Revenue	0	0	485,000	0	0	485,000	485,000	485,000
Grand Total Revenues	0	0	485,000	0	0	485,000	485,000	485,000
Expenditures								
Personnel								
Salaries								
702010 Salaries Regular	0	0	261,622	0	0	261,622	261,622	261,622
	0	0	261,622	0	0	261,622	261,622	261,622
Fringe Benefits								
722740 Fringe Benefits	0	0	198,817	0	0	198,817	198,817	198,817
	0	0	198,817	0	0	198,817	198,817	198,817
Personnel	0	0	460,439	0	0	460,439	460,439	460,439
Operating Expenses								
Contractual Services								
730373 Contracted Services	0	0	15,493	0	0	15,493	15,493	15,493
730982 Interpreter Fees	0	0	422	0	0	422	422	422
731388 Printing	0	0	300	0	0	300	300	300
731941 Training	0	0	4,200	0	0	4,200	4,200	4,200
731997 Transportation of Clients	0	0	96	0	0	96	96	96
732018 Travel and Conference	0	0	1,500	0	0	1,500	1,500	1,500
732165 Workshops and Meeting	0	0	200	0	0	200	200	200
	0	0	22,211	0	0	22,211	22,211	22,211
Commodities								
750399 Office Supplies	0	0	800	0	0	800	800	800
750448 Postage-Standard Mailing	0	0	100	0	0	100	100	100
750567 Training-Educational Supplies	0	0	300	0	0	300	300	300
	0	0	1,200	0	0	1,200	1,200	1,200
Operating Expenses	0	0	23,411	0	0	23,411	23,411	23,411
Internal Support								
Internal Services								
774677 Insurance Fund	0	0	1,150	0	0	1,150	1,150	1,150
	0	0	1,150	0	0	1,150	1,150	1,150
Internal Support	0	0	1,150	0	0	1,150	1,150	1,150
Grand Total Expenditures	0	0	485,000	0	0	485,000	485,000	485,000

Fund: 28014 - Second Chance Grant	OAKLAND COUNTY, MICHIGAN
FY2013 AND FY2014 AND FY2015 County Executive Budget Recommendation	

Account Number/Description	FY 2011 Actual	FY 2012		FY 2013 Amended Plan	FY 2014 Amended Plan	FY 2013 County Exec. Recommended	FY 2014 County Exec. Recommended	FY 2015 County Exec. Recommended
		Adopted Budget	Amended Budget					

Revenues

Revenue									
Federal Grants									
610313	Federal Operating Grants	292,164	656,327	328,163	656,327	656,327	656,327	656,327	656,327
		292,164	656,327	328,163	656,327	656,327	656,327	656,327	656,327
Revenue		292,164	656,327	328,163	656,327	656,327	656,327	656,327	656,327
Grand Total Revenues		292,164	656,327	328,163	656,327	656,327	656,327	656,327	656,327

Expenditures

Operating Expenses									
Contractual Services									
730373	Contracted Services	220,106	568,823	278,112	568,823	568,823	568,823	568,823	568,823
731773	Software Rental Lease Purchase	63,000	0	0	0	0	0	0	0
		283,106	568,823	278,112	568,823	568,823	568,823	568,823	568,823
Commodities									
750154	Expendable Equipment	7,035	21,909	0	21,909	21,909	21,909	21,909	21,909
750399	Office Supplies	754	2,595	30,751	2,595	2,595	2,595	2,595	2,595
		7,789	24,504	30,751	24,504	24,504	24,504	24,504	24,504
Operating Expenses		290,895	593,327	308,863	593,327	593,327	593,327	593,327	593,327
Internal Support									
Internal Services									
770667	Convenience Copier	42	0	0	0	0	0	0	0
773630	Info Tech Development	0	63,000	19,300	63,000	63,000	63,000	63,000	63,000
778675	Telephone Communications	1,227	0	0	0	0	0	0	0
		1,269	63,000	19,300	63,000	63,000	63,000	63,000	63,000
Internal Support		1,269	63,000	19,300	63,000	63,000	63,000	63,000	63,000
Grand Total Expenditures		292,164	656,327	328,163	656,327	656,327	656,327	656,327	656,327

Fund:	28315 - Health Tobacco Reduction	OAKLAND COUNTY, MICHIGAN						
		FY2013 AND FY2014 AND FY2015 County Executive Budget Recommendation						

Account Number/Description	FY 2011 Actual	FY 2012		FY 2013 Amended Plan	FY 2014 Amended Plan	FY 2013 County Exec. Recommended	FY 2014 County Exec. Recommended	FY 2015 County Exec. Recommended
		Adopted Budget	Amended Budget					
Revenues								
Revenue								
Federal Grants								
610313 Federal Operating Grants	(4,306)	30,000	30,000	30,000	30,000	30,000	30,000	30,000
	(4,306)	30,000	30,000	30,000	30,000	30,000	30,000	30,000
State Grants								
615571 State Operating Grants	30,000	0	0	0	0	0	0	0
	30,000	0	0	0	0	0	0	0
Revenue	25,694	30,000	30,000	30,000	30,000	30,000	30,000	30,000
Grand Total Revenues	25,694	30,000	30,000	30,000	30,000	30,000	30,000	30,000

Expenditures

Personnel								
Salaries								
702010 Salaries Regular	10,440	11,571	10,733	11,571	11,571	10,733	10,733	10,733
702050 Annual Leave	8	0	0	0	0	0	0	0
702140 Other Miscellaneous Salaries	0	0	0	0	0	315	0	0
	10,448	11,571	10,733	11,571	11,571	11,048	10,733	10,733
Fringe Benefits								
722740 Fringe Benefits	0	7,255	8,626	7,255	7,255	8,811	8,626	8,626
722750 Workers Compensation	24	0	0	0	0	0	0	0
722760 Group Life	52	0	0	0	0	0	0	0
722770 Retirement	3,767	0	0	0	0	0	0	0
722780 Hospitalization	2,897	0	0	0	0	0	0	0
722790 Social Security	795	0	0	0	0	0	0	0
722800 Dental	185	0	0	0	0	0	0	0
722810 Disability	36	0	0	0	0	0	0	0
722820 Unemployment Insurance	47	0	0	0	0	0	0	0
722850 Optical	17	0	0	0	0	0	0	0
	7,819	7,255	8,626	7,255	7,255	8,811	8,626	8,626
Personnel	18,267	18,826	19,359	18,826	18,826	19,859	19,359	19,359
Operating Expenses								
Contractual Services								
730072 Advertising	2,800	5,045	3,676	5,045	5,045	3,176	3,676	3,676
730373 Contracted Services	1,390	2,000	2,170	2,000	2,000	2,170	2,170	2,170
730555 Education Programs	17	0	0	0	0	0	0	0
730926 Indirect Costs	1,335	1,479	1,627	1,479	1,479	1,627	1,627	1,627
731346 Personal Mileage	1,121	600	1,748	600	600	1,748	1,748	1,748
731388 Printing	723	1,000	1,120	1,000	1,000	1,120	1,120	1,120
	7,387	10,124	10,341	10,124	10,124	9,841	10,341	10,341

Fund:	28315 - Health Tobacco Reduction	OAKLAND COUNTY, MICHIGAN						
		FY2013 AND FY2014 AND FY2015 County Executive Budget Recommendation						

Account Number/Description	FY 2011 Actual	FY 2012		FY 2013 Amended Plan	FY 2014 Amended Plan	FY 2013 County Exec. Recommended	FY 2014 County Exec. Recommended	FY 2015 County Exec. Recommended
		Adopted Budget	Amended Budget					
Commodities								
750392 Metered Postage	0	300	150	300	300	150	150	150
750399 Office Supplies	0	250	150	250	250	150	150	150
	0	550	300	550	550	300	300	300
Operating Expenses	7,387	10,674	10,641	10,674	10,674	10,141	10,641	10,641
Internal Support								
Internal Services								
770631 Bldg Space Cost Allocation	0	500	0	500	500	0	0	0
774677 Insurance Fund	73	0	0	0	0	0	0	0
	73	500	0	500	500	0	0	0
Internal Support	73	500	0	500	500	0	0	0
Grand Total Expenditures	25,727	30,000	30,000	30,000	30,000	30,000	30,000	30,000

Fund: 28556 - Health TB Outreach	OAKLAND COUNTY, MICHIGAN
FY2013 AND FY2014 AND FY2015 County Executive Budget Recommendation	

Account Number/Description	FY 2011 Actual	FY 2012		FY 2013 Amended Plan	FY 2014 Amended Plan	FY 2013 County Exec. Recommended	FY 2014 County Exec. Recommended	FY 2015 County Exec. Recommended
		Adopted Budget	Amended Budget					
Revenues								
Revenue								
Federal Grants								
610313 Federal Operating Grants	(5,100)	62,003	54,223	62,003	62,003	54,223	54,223	54,223
	(5,100)	62,003	54,223	62,003	62,003	54,223	54,223	54,223
State Grants								
615571 State Operating Grants	62,003	0	0	0	0	0	0	0
	62,003	0	0	0	0	0	0	0
Revenue	56,903	62,003	54,223	62,003	62,003	54,223	54,223	54,223
Grand Total Revenues	56,903	62,003	54,223	62,003	62,003	54,223	54,223	54,223

Expenditures

Personnel								
Salaries								
702010 Salaries Regular	21,759	32,198	24,768	32,198	32,198	24,768	24,768	24,768
712020 Overtime	4,855	0	0	0	0	0	0	0
712040 Holiday Overtime	187	0	0	0	0	0	0	0
	26,802	32,198	24,768	32,198	32,198	24,768	24,768	24,768
Fringe Benefits								
722740 Fringe Benefits	0	4,107	1,655	4,107	4,107	1,655	1,655	1,655
722750 Workers Compensation	735	0	0	0	0	0	0	0
722760 Group Life	11	0	0	0	0	0	0	0
722770 Retirement	1,880	0	0	0	0	0	0	0
722780 Hospitalization	788	0	0	0	0	0	0	0
722790 Social Security	2,022	0	0	0	0	0	0	0
722800 Dental	48	0	0	0	0	0	0	0
722810 Disability	12	0	0	0	0	0	0	0
722820 Unemployment Insurance	116	0	0	0	0	0	0	0
722850 Optical	3	0	0	0	0	0	0	0
	5,614	4,107	1,655	4,107	4,107	1,655	1,655	1,655
Personnel	32,416	36,305	26,423	36,305	36,305	26,423	26,423	26,423
Operating Expenses								
Contractual Services								
730926 Indirect Costs	3,425	4,115	3,755	4,115	4,115	3,755	3,755	3,755
730982 Interpreter Fees	0	50	100	50	50	100	100	100
731031 Laboratory Fees	0	0	3,250	0	0	3,250	3,250	3,250
731346 Personal Mileage	5,185	6,000	6,660	6,000	6,000	6,660	6,660	6,660
731388 Printing	0	0	100	0	0	100	100	100
731458 Professional Services	225	0	500	0	0	500	500	500
731941 Training	0	1,000	1,800	1,000	1,000	1,800	1,800	1,800
732018 Travel and Conference	263	0	1,500	0	0	1,500	1,500	1,500

Fund:	28556 - Health TB Outreach	OAKLAND COUNTY, MICHIGAN						
FY2013 AND FY2014 AND FY2015 County Executive Budget Recommendation								

Account Number/Description	FY 2011 Actual	FY 2012		FY 2013 Amended Plan	FY 2014 Amended Plan	FY 2013 County Exec. Recommended	FY 2014 County Exec. Recommended	FY 2015 County Exec. Recommended
		Adopted Budget	Amended Budget					
	9,098	11,165	17,665	11,165	11,165	17,665	17,665	17,665
Commodities								
750112 Drugs	10,465	9,197	0	9,197	9,197	0	0	0
750245 Incentives	0	0	2,000	0	0	2,000	2,000	2,000
750301 Medical Supplies	1,025	3,781	2,800	3,781	3,781	2,800	2,800	2,800
750392 Metered Postage	0	0	50	0	0	50	50	50
750399 Office Supplies	3,199	500	801	500	500	801	801	801
750448 Postage-Standard Mailing	18	0	0	0	0	0	0	0
750567 Training-Educational Supplies	156	0	400	0	0	400	400	400
	14,863	13,478	6,051	13,478	13,478	6,051	6,051	6,051
Operating Expenses	23,961	24,643	23,716	24,643	24,643	23,716	23,716	23,716
Internal Support								
Internal Services								
770631 Bldg Space Cost Allocation	0	0	2,629	0	0	2,629	2,629	2,629
770667 Convenience Copier	0	0	100	0	0	100	100	100
774636 Info Tech Operations	0	500	800	500	500	800	800	800
774677 Insurance Fund	151	125	125	125	125	125	125	125
778675 Telephone Communications	376	430	430	430	430	430	430	430
	527	1,055	4,084	1,055	1,055	4,084	4,084	4,084
Internal Support	527	1,055	4,084	1,055	1,055	4,084	4,084	4,084
Grand Total Expenditures	56,903	62,003	54,223	62,003	62,003	54,223	54,223	54,223

Fund:	28560 - Health Vaccines for Children	OAKLAND COUNTY, MICHIGAN						
FY2013 AND FY2014 AND FY2015 County Executive Budget Recommendation								

Account Number/Description	FY 2011 Actual	FY 2012		FY 2013 Amended Plan	FY 2014 Amended Plan	FY 2013 County Exec. Recommended	FY 2014 County Exec. Recommended	FY 2015 County Exec. Recommended
		Adopted Budget	Amended Budget					
Revenues								
Revenue								
Federal Grants								
610313 Federal Operating Grants	7,738	107,255	101,835	107,255	107,255	101,835	101,835	101,835
	7,738	107,255	101,835	107,255	107,255	101,835	101,835	101,835
State Grants								
615571 State Operating Grants	107,255	0	0	0	0	0	0	0
	107,255	0	0	0	0	0	0	0
Revenue	114,993	107,255	101,835	107,255	107,255	101,835	101,835	101,835
Grand Total Revenues	114,993	107,255	101,835	107,255	107,255	101,835	101,835	101,835

Expenditures

Personnel								
Salaries								
702010 Salaries Regular	51,253	62,087	49,710	62,087	62,087	49,710	49,710	49,710
702030 Holiday	2,237	0	0	0	0	0	0	0
702050 Annual Leave	3,528	0	0	0	0	0	0	0
702080 Sick Leave	1,037	0	0	0	0	0	0	0
702140 Other Miscellaneous Salaries	0	0	0	0	0	315	0	0
712020 Overtime	3,346	0	0	0	0	0	0	0
	61,400	62,087	49,710	62,087	62,087	50,025	49,710	49,710
Fringe Benefits								
722740 Fringe Benefits	0	36,283	41,813	36,283	36,283	41,998	41,813	41,813
722750 Workers Compensation	217	0	0	0	0	0	0	0
722760 Group Life	249	0	0	0	0	0	0	0
722770 Retirement	21,479	0	0	0	0	0	0	0
722780 Hospitalization	15,143	0	0	0	0	0	0	0
722790 Social Security	4,399	0	0	0	0	0	0	0
722800 Dental	1,182	0	0	0	0	0	0	0
722810 Disability	181	0	0	0	0	0	0	0
722820 Unemployment Insurance	271	0	0	0	0	0	0	0
722850 Optical	66	0	0	0	0	0	0	0
	43,188	36,283	41,813	36,283	36,283	41,998	41,813	41,813
Personnel	104,588	98,370	91,523	98,370	98,370	92,023	91,523	91,523
Operating Expenses								
Contractual Services								
730926 Indirect Costs	7,847	7,935	7,536	7,935	7,935	7,036	7,536	7,536
731346 Personal Mileage	2,298	746	1,573	746	746	1,573	1,573	1,573
732018 Travel and Conference	0	0	999	0	0	999	999	999
	10,144	8,681	10,108	8,681	8,681	9,608	10,108	10,108

Fund: 28560 - Health Vaccines for Children

OAKLAND COUNTY, MICHIGAN
FY2013 AND FY2014 AND FY2015 County Executive Budget Recommendation

Account Number/Description	FY 2011 Actual	FY 2012		FY 2013 Amended Plan	FY 2014 Amended Plan	FY 2013 County Exec. Recommended	FY 2014 County Exec. Recommended	FY 2015 County Exec. Recommended
		Adopted Budget	Amended Budget					
Operating Expenses	10,144	8,681	10,108	8,681	8,681	9,608	10,108	10,108
Internal Support								
Internal Services								
774677 Insurance Fund	261	204	204	204	204	204	204	204
	261	204	204	204	204	204	204	204
Internal Support	261	204	204	204	204	204	204	204
Grand Total Expenditures	114,993	107,255	101,835	107,255	107,255	101,835	101,835	101,835

Fund: 28553 - Health WIC	OAKLAND COUNTY, MICHIGAN
FY2013 AND FY2014 AND FY2015 County Executive Budget Recommendation	

Account Number/Description	FY 2011 Actual	FY 2012		FY 2013 Amended Plan	FY 2014 Amended Plan	FY 2013 County Exec. Recommended	FY 2014 County Exec. Recommended	FY 2015 County Exec. Recommended
		Adopted Budget	Amended Budget					
Revenues								
Revenue								
Federal Grants								
610313 Federal Operating Grants	(158,613)	2,556,942	2,557,228	2,556,942	2,556,942	2,557,228	2,557,228	2,557,228
	(158,613)	2,556,942	2,557,228	2,556,942	2,556,942	2,557,228	2,557,228	2,557,228
State Grants								
615463 Grant Fees and Collections	15,598	15,598	13,954	15,598	15,598	13,954	13,954	13,954
615571 State Operating Grants	2,556,942	0	0	0	0	0	0	0
	2,572,540	15,598	13,954	15,598	15,598	13,954	13,954	13,954
Revenue	2,413,927	2,572,540	2,571,182	2,572,540	2,572,540	2,571,182	2,571,182	2,571,182
Other Financing Sources								
Transfers In								
695500 Transfers In	0	0	7,920	8,640	8,640	8,640	8,640	8,640
	0	0	7,920	8,640	8,640	8,640	8,640	8,640
Other Financing Sources	0	0	7,920	8,640	8,640	8,640	8,640	8,640
Grand Total Revenues	2,413,927	2,572,540	2,579,102	2,581,180	2,581,180	2,579,822	2,579,822	2,579,822

Expenditures								
Personnel								
Salaries								
702010 Salaries Regular	816,069	1,034,049	979,354	1,034,049	1,034,049	979,354	979,354	979,354
702030 Holiday	31,385	0	0	0	0	0	0	0
702050 Annual Leave	54,929	0	0	0	0	0	0	0
702080 Sick Leave	16,231	0	0	0	0	0	0	0
702100 Retroactive	390	0	0	0	0	0	0	0
702140 Other Miscellaneous Salaries	0	0	0	0	0	6,615	0	0
702200 Death Leave	1,333	0	0	0	0	0	0	0
702360 Short Term Disability	9,742	0	0	0	0	0	0	0
712020 Overtime	13,843	0	0	0	0	0	0	0
	943,922	1,034,049	979,354	1,034,049	1,034,049	985,969	979,354	979,354
Fringe Benefits								
722740 Fringe Benefits	0	580,520	726,357	580,520	580,520	730,242	726,357	726,357
722750 Workers Compensation	16,249	0	0	0	0	0	0	0
722760 Group Life	3,975	0	0	0	0	0	0	0
722770 Retirement	291,276	0	0	0	0	0	0	0
722780 Hospitalization	208,357	0	0	0	0	0	0	0
722790 Social Security	62,386	0	0	0	0	0	0	0
722800 Dental	15,867	0	0	0	0	0	0	0
722810 Disability	2,823	0	0	0	0	0	0	0
722820 Unemployment Insurance	4,097	0	0	0	0	0	0	0
722850 Optical	1,039	0	0	0	0	0	0	0

Fund: 28553 - Health WIC

OAKLAND COUNTY, MICHIGAN

FY2013 AND FY2014 AND FY2015 County Executive Budget Recommendation

Account Number/Description	FY 2011 Actual	FY 2012		FY 2013 Amended Plan	FY 2014 Amended Plan	FY 2013 County Exec. Recommended	FY 2014 County Exec. Recommended	FY 2015 County Exec. Recommended
		Adopted Budget	Amended Budget					
	606,068	580,520	726,357	580,520	580,520	730,242	726,357	726,357
Personnel	1,549,990	1,614,569	1,705,711	1,614,569	1,614,569	1,716,211	1,705,711	1,705,711
Operating Expenses								
Contractual Services								
730037 Adj Prior Years Exp	(84)	0	0	0	0	0	0	0
730072 Advertising	37,830	36,488	25,000	36,488	36,488	25,000	25,000	25,000
730373 Contracted Services	488,644	535,550	479,073	535,550	535,550	468,573	479,073	479,073
730646 Equipment Maintenance	403	500	500	500	500	500	500	500
730772 Freight and Express	55	0	0	0	0	0	0	0
730926 Indirect Costs	120,633	132,151	148,470	132,151	132,151	148,470	148,470	148,470
730982 Interpreter Fees	89	500	500	500	500	500	500	500
731059 Laundry and Cleaning	484	1,500	1,500	1,500	1,500	1,500	1,500	1,500
731346 Personal Mileage	2,499	0	2,575	0	0	2,575	2,575	2,575
731388 Printing	6,317	7,500	7,500	7,500	7,500	7,500	7,500	7,500
731458 Professional Services	63	500	500	500	500	500	500	500
731626 Rent	0	0	7,920	8,640	8,640	8,640	8,640	8,640
732018 Travel and Conference	1,248	5,575	3,000	5,575	5,575	3,000	3,000	3,000
	658,181	720,264	676,538	728,904	728,904	666,758	677,258	677,258
Commodities								
750049 Computer Supplies	0	3,000	1,500	3,000	3,000	1,500	1,500	1,500
750154 Expendable Equipment	0	14,978	7,000	14,978	14,978	7,000	7,000	7,000
750170 Other Expendable Equipment	3,117	0	0	0	0	0	0	0
750301 Medical Supplies	19,632	20,000	20,000	20,000	20,000	20,000	20,000	20,000
750392 Metered Postage	465	1,500	1,500	1,500	1,500	1,500	1,500	1,500
750399 Office Supplies	17,724	18,500	14,500	18,500	18,500	14,500	14,500	14,500
750567 Training-Educational Supplies	12,359	12,500	12,500	12,500	12,500	12,500	12,500	12,500
	53,297	70,478	57,000	70,478	70,478	57,000	57,000	57,000
Capital Outlay								
760126 Capital Outlay Miscellaneous	2,028	0	0	0	0	0	0	0
	2,028	0	0	0	0	0	0	0
Operating Expenses	713,506	790,742	733,538	799,382	799,382	723,758	734,258	734,258
Internal Support								
Internal Services								
770631 Bldg Space Cost Allocation	104,120	104,120	96,345	104,120	104,120	96,345	96,345	96,345
770667 Convenience Copier	293	2,000	1,500	2,000	2,000	1,500	1,500	1,500
774636 Info Tech Operations	3,294	12,000	6,000	12,000	12,000	6,000	6,000	6,000
774677 Insurance Fund	5,602	5,222	5,222	5,222	5,222	5,222	5,222	5,222
775667 Mail Room	165	0	0	0	0	0	0	0
775754 Maintenance Department Charges	0	26,887	13,786	26,887	26,887	13,786	13,786	13,786
778675 Telephone Communications	10,314	17,000	17,000	17,000	17,000	17,000	17,000	17,000
	123,789	167,229	139,853	167,229	167,229	139,853	139,853	139,853
Internal Support	123,789	167,229	139,853	167,229	167,229	139,853	139,853	139,853

Fund:	28553 - Health WIC	OAKLAND COUNTY, MICHIGAN					
		FY2013 AND FY2014 AND FY2015 County Executive Budget Recommendation					

Account Number/Description	FY 2011 Actual	FY 2012		FY 2013 Amended Plan	FY 2014 Amended Plan	FY 2013 County Exec. Recommended	FY 2014 County Exec. Recommended	FY 2015 County Exec. Recommended
		Adopted Budget	Amended Budget					
Transfers/Other Sources (Uses)								
Transfers Out								
788001 Transfers Out	26,643	0	0	0	0	0	0	0
	26,643	0	0	0	0	0	0	0
Transfers/Other Sources (Uses)	26,643	0	0	0	0	0	0	0
Grand Total Expenditures	2,413,927	2,572,540	2,579,102	2,581,180	2,581,180	2,579,822	2,579,822	2,579,822

Fund:	28227 - OSAs Adult Benefit Waiver Gt	OAKLAND COUNTY, MICHIGAN						
		FY2013 AND FY2014 AND FY2015 County Executive Budget Recommendation						

Account Number/Description	FY 2011 Actual	FY 2012		FY 2013 Amended Plan	FY 2014 Amended Plan	FY 2013 County Exec. Recommended	FY 2014 County Exec. Recommended	FY 2015 County Exec. Recommended
		Adopted Budget	Amended Budget					
Revenues								
Revenue								
Federal Grants								
610313 Federal Operating Grants	606,664	189,570	379,644	189,570	189,570	189,570	189,570	189,570
	606,664	189,570	379,644	189,570	189,570	189,570	189,570	189,570
State Grants								
615571 State Operating Grants	0	110,430	194,356	110,430	110,430	110,430	110,430	110,430
	0	110,430	194,356	110,430	110,430	110,430	110,430	110,430
Revenue	606,664	300,000	574,000	300,000	300,000	300,000	300,000	300,000
Grand Total Revenues	606,664	300,000	574,000	300,000	300,000	300,000	300,000	300,000

Expenditures

Personnel								
Salaries								
702010 Salaries Regular	47,155	0	52,365	0	0	0	0	0
702030 Holiday	2,845	0	0	0	0	0	0	0
702050 Annual Leave	2,427	0	0	0	0	0	0	0
702080 Sick Leave	179	0	0	0	0	0	0	0
702200 Death Leave	714	0	0	0	0	0	0	0
712020 Overtime	373	0	0	0	0	0	0	0
	53,692	0	52,365	0	0	0	0	0
Fringe Benefits								
722740 Fringe Benefits	0	0	36,149	0	0	0	0	0
722750 Workers Compensation	145	0	0	0	0	0	0	0
722760 Group Life	251	0	0	0	0	0	0	0
722770 Retirement	17,447	0	0	0	0	0	0	0
722780 Hospitalization	10,364	0	0	0	0	0	0	0
722790 Social Security	3,885	0	0	0	0	0	0	0
722800 Dental	777	0	0	0	0	0	0	0
722810 Disability	169	0	0	0	0	0	0	0
722820 Unemployment Insurance	235	0	0	0	0	0	0	0
722850 Optical	48	0	0	0	0	0	0	0
	33,323	0	36,149	0	0	0	0	0
Personnel	87,014	0	88,514	0	0	0	0	0
Operating Expenses								
Contractual Services								
730037 Adj Prior Years Exp	5,143	0	0	0	0	0	0	0
730366 Contract Administration	0	0	7,061	0	0	0	0	0
730373 Contracted Services	507,645	300,000	470,487	300,000	300,000	300,000	300,000	300,000
730926 Indirect Costs	6,862	0	7,938	0	0	0	0	0
	519,650	300,000	485,486	300,000	300,000	300,000	300,000	300,000

Fund:	28227 - OSAS Adult Benefit Waiver Gt	OAKLAND COUNTY, MICHIGAN						
		FY2013 AND FY2014 AND FY2015 County Executive Budget Recommendation						

Account Number/Description	FY 2011 Actual	FY 2012		FY 2013 Amended Plan	FY 2014 Amended Plan	FY 2013 County Exec. Recommended	FY 2014 County Exec. Recommended	FY 2015 County Exec. Recommended
		Adopted Budget	Amended Budget					
Operating Expenses	519,650	300,000	485,486	300,000	300,000	300,000	300,000	300,000
Grand Total Expenditures	606,664	300,000	574,000	300,000	300,000	300,000	300,000	300,000

Fund:	29215 - Animal Control Grants	OAKLAND COUNTY, MICHIGAN						
		FY2013 AND FY2014 AND FY2015 County Executive Budget Recommendation						

Account Number/Description	FY 2011 Actual	FY 2012		FY 2013 Amended Plan	FY 2014 Amended Plan	FY 2013 County Exec. Recommended	FY 2014 County Exec. Recommended	FY 2015 County Exec. Recommended
		Adopted Budget	Amended Budget					

Revenues

Revenue									
Contributions									
650104	Contributions Operating	10,331	47,173	47,173	23,587	23,587	23,587	23,587	23,587
		10,331	47,173	47,173	23,587	23,587	23,587	23,587	23,587
Revenue		10,331	47,173	47,173	23,587	23,587	23,587	23,587	23,587
Grand Total Revenues		10,331	47,173	47,173	23,587	23,587	23,587	23,587	23,587

Expenditures

Operating Expenses									
Contractual Services									
730373	Contracted Services	10,331	47,173	47,173	23,587	23,587	23,587	23,587	23,587
		10,331	47,173	47,173	23,587	23,587	23,587	23,587	23,587
Operating Expenses		10,331	47,173	47,173	23,587	23,587	23,587	23,587	23,587
Grand Total Expenditures		10,331	47,173	47,173	23,587	23,587	23,587	23,587	23,587

Fund: 29210 - Art Culture and Film Grant	OAKLAND COUNTY, MICHIGAN
FY2013 AND FY2014 AND FY2015 County Executive Budget Recommendation	

Account Number/Description	FY 2011 Actual	FY 2012		FY 2013 Amended Plan	FY 2014 Amended Plan	FY 2013 County Exec. Recommended	FY 2014 County Exec. Recommended	FY 2015 County Exec. Recommended
		Adopted Budget	Amended Budget					
Revenues								
Revenue								
Federal Grants								
610313 Federal Operating Grants	7,700	0	0	0	0	0	0	0
	7,700	0	0	0	0	0	0	0
State Grants								
615255 Art Council	0	19,200	19,200	19,200	19,200	19,200	19,200	19,200
	0	19,200	19,200	19,200	19,200	19,200	19,200	19,200
Charges for Services								
631764 Regranting Operational Support	17,700	6,200	6,200	6,200	6,200	6,200	6,200	6,200
	17,700	6,200	6,200	6,200	6,200	6,200	6,200	6,200
Revenue	25,400	25,400	25,400	25,400	25,400	25,400	25,400	25,400
Grand Total Revenues	25,400	25,400	25,400	25,400	25,400	25,400	25,400	25,400

Expenditures								
Personnel								
Salaries								
702270 Salaries Reimbursement	6,200	0	0	0	0	0	0	0
	6,200	0	0	0	0	0	0	0
Personnel	6,200	0	0	0	0	0	0	0
Operating Expenses								
Contractual Services								
731241 Miscellaneous	0	6,200	6,200	6,200	6,200	6,200	6,200	6,200
731598 Regranting Program	15,200	19,200	19,200	19,200	19,200	19,200	19,200	19,200
	15,200	25,400	25,400	25,400	25,400	25,400	25,400	25,400
Operating Expenses	15,200	25,400	25,400	25,400	25,400	25,400	25,400	25,400
Transfers/Other Sources (Uses)								
Transfers Out								
788001 Transfers Out	4,000	0	0	0	0	0	0	0
	4,000	0	0	0	0	0	0	0
Transfers/Other Sources (Uses)	4,000	0	0	0	0	0	0	0
Grand Total Expenditures	25,400	25,400	25,400	25,400	25,400	25,400	25,400	25,400

Fund: 29220 - Clerk Survey Remonumentation	OAKLAND COUNTY, MICHIGAN
FY2013 AND FY2014 AND FY2015 County Executive Budget Recommendation	

Account Number/Description	FY 2011 Actual	FY 2012		FY 2013 Amended Plan	FY 2014 Amended Plan	FY 2013 County Exec. Recommended	FY 2014 County Exec. Recommended	FY 2015 County Exec. Recommended
		Adopted Budget	Amended Budget					
Revenues								
Revenue								
State Grants								
615571 State Operating Grants	290,595	326,937	329,156	326,937	326,937	326,937	326,937	326,937
	290,595	326,937	329,156	326,937	326,937	326,937	326,937	326,937
Revenue	290,595	326,937	329,156	326,937	326,937	326,937	326,937	326,937
Grand Total Revenues	290,595	326,937	329,156	326,937	326,937	326,937	326,937	326,937

Expenditures

Personnel								
Salaries								
702010 Salaries Regular	0	7,659	7,659	7,659	7,659	7,659	7,659	7,659
702240 Salary Adjustments	12,220	0	0	0	0	0	0	0
	12,220	7,659	7,659	7,659	7,659	7,659	7,659	7,659
Fringe Benefits								
722750 Workers Compensation	0	91	91	91	91	91	91	91
722760 Group Life	0	22	22	22	22	22	22	22
722770 Retirement	0	2,375	2,375	2,375	2,375	2,375	2,375	2,375
722780 Hospitalization	0	1,124	1,124	1,124	1,124	1,124	1,124	1,124
722790 Social Security	0	577	577	577	577	577	577	577
722800 Dental	0	104	104	104	104	104	104	104
722810 Disability	0	26	26	26	26	26	26	26
722820 Unemployment Insurance	0	13	13	13	13	13	13	13
722850 Optical	0	9	9	9	9	9	9	9
	0	4,341	4,341	4,341	4,341	4,341	4,341	4,341
Personnel	12,220	12,000	12,000	12,000	12,000	12,000	12,000	12,000
Operating Expenses								
Contractual Services								
730037 Adj Prior Years Exp	(6,994)	0	0	0	0	0	0	0
730709 Fees - Per Diems	0	5,625	5,625	5,625	5,625	5,625	5,625	5,625
731458 Professional Services	284,175	0	0	0	0	0	0	0
732018 Travel and Conference	185	0	0	0	0	0	0	0
	277,366	5,625	5,625	5,625	5,625	5,625	5,625	5,625
Non-Departmental								
740128 Remonumentation	0	309,312	311,531	309,312	309,312	309,312	309,312	309,312
	0	309,312	311,531	309,312	309,312	309,312	309,312	309,312
Operating Expenses	277,366	314,937	317,156	314,937	314,937	314,937	314,937	314,937
Internal Support								
Internal Services								
778675 Telephone Communications	1,009	0	0	0	0	0	0	0

Fund: 29220 - Clerk Survey Remonumentation

OAKLAND COUNTY, MICHIGAN

FY2013 AND FY2014 AND FY2015 County Executive Budget Recommendation

Account Number/Description	FY 2011 Actual	FY 2012		FY 2013 Amended Plan	FY 2014 Amended Plan	FY 2013 County Exec. Recommended	FY 2014 County Exec. Recommended	FY 2015 County Exec. Recommended
		Adopted Budget	Amended Budget					
	1,009	0	0	0	0	0	0	0
Internal Support	1,009	0	0	0	0	0	0	0
Grand Total Expenditures	290,595	326,937	329,156	326,937	326,937	326,937	326,937	326,937

Fund:	29340 - Domestic Preparedness Equipmen	OAKLAND COUNTY, MICHIGAN					
		FY2013 AND FY2014 AND FY2015 County Executive Budget Recommendation					

Account Number/Description	FY 2011 Actual	FY 2012		FY 2013 Amended Plan	FY 2014 Amended Plan	FY 2013 County Exec. Recommended	FY 2014 County Exec. Recommended	FY 2015 County Exec. Recommended
		Adopted Budget	Amended Budget					
Revenues								
Revenue								
Federal Grants								
610313 Federal Operating Grants	3,324,182	3,932,809	8,091,476	8,091,476	6,068,607	1,267,234	950,425	0
	3,324,182	3,932,809	8,091,476	8,091,476	6,068,607	1,267,234	950,425	0
Other Revenues								
670057 Adjustment Prior Years Revenue	15	0	0	0	0	0	0	0
	15	0	0	0	0	0	0	0
Revenue	3,324,197	3,932,809	8,091,476	8,091,476	6,068,607	1,267,234	950,425	0
Grand Total Revenues	3,324,197	3,932,809	8,091,476	8,091,476	6,068,607	1,267,234	950,425	0

Expenditures

Personnel								
Salaries								
702010 Salaries Regular	139,423	375,200	244,166	246,642	198,941	123,554	92,666	0
702030 Holiday	4,380	0	0	0	0	0	0	0
702050 Annual Leave	3,528	0	0	0	0	0	0	0
702080 Sick Leave	2,334	0	0	0	0	0	0	0
702140 Other Miscellaneous Salaries	0	0	0	0	0	945	0	0
702200 Death Leave	382	0	0	0	0	0	0	0
702240 Salary Adjustments	0	0	0	0	0	0	927	0
712020 Overtime	554	0	0	0	0	0	0	0
	150,600	375,200	244,166	246,642	198,941	124,499	93,593	0
Fringe Benefits								
722740 Fringe Benefits	0	0	(4,107)	(2,897)	(20,906)	109,200	81,483	0
722750 Workers Compensation	415	475	475	475	475	0	0	0
722760 Group Life	485	509	509	509	509	0	0	0
722770 Retirement	38,800	53,613	53,613	53,613	53,613	0	0	0
722780 Hospitalization	32,094	48,158	48,158	48,158	48,158	0	0	0
722790 Social Security	10,172	10,506	10,506	10,506	10,506	0	0	0
722800 Dental	2,307	3,001	3,001	3,001	3,001	0	0	0
722810 Disability	342	434	434	434	434	0	0	0
722820 Unemployment Insurance	654	654	654	654	654	0	0	0
722850 Optical	152	257	257	257	257	0	0	0
722900 Fringe Benefit Adjustments	0	149,313	0	0	0	0	815	0
	85,421	266,920	113,500	114,710	96,701	109,200	82,298	0
Personnel	236,022	642,120	357,666	361,352	295,642	233,699	175,891	0
Operating Expenses								
Contractual Services								
730037 Adj Prior Years Exp	1,141	0	0	0	0	0	0	0
730044 Adj Prior Years Revenue	1,565	0	0	0	0	0	0	0

Fund: 29340 - Domestic Preparedness Equipment

OAKLAND COUNTY, MICHIGAN

FY2013 AND FY2014 AND FY2015 County Executive Budget Recommendation

Account Number/Description	FY 2011 Actual	FY 2012		FY 2013 Amended Plan	FY 2014 Amended Plan	FY 2013 County Exec. Recommended	FY 2014 County Exec. Recommended	FY 2015 County Exec. Recommended	
		Adopted Budget	Amended Budget						
731199 Medical Services Physicians	15,156	0	0	0	0	0	0	0	
731346 Personal Mileage	2,612	0	5,000	5,000	3,750	0	0	0	
731388 Printing	2,019	0	0	0	0	0	0	0	
731458 Professional Services	1,018,239	382,608	78,000	78,000	58,500	0	0	0	
731465 Program	458,610	1,098,580	7,606,810	7,603,124	5,677,715	1,033,535	774,534	0	
731486 Protective Clothing and Equip	1,221	0	0	0	0	0	0	0	
731626 Rent	98,800	57,600	0	0	0	0	0	0	
731948 Training Related	27,469	0	0	0	0	0	0	0	
732018 Travel and Conference	9,905	0	2,000	2,000	1,500	0	0	0	
732165 Workshops and Meeting	0	0	500	500	375	0	0	0	
	1,636,737	1,538,788	7,692,310	7,688,624	5,741,840	1,033,535	774,534	0	
Commodities									
750154 Expendable Equipment	0	497,885	0	0	0	0	0	0	
750170 Other Expendable Equipment	32,797	0	0	0	0	0	0	0	
750399 Office Supplies	32	0	2,000	2,000	1,500	0	0	0	
750413 Parts and Accessories	304	0	0	0	0	0	0	0	
750567 Training-Educational Supplies	0	485,895	0	0	0	0	0	0	
	33,133	983,780	2,000	2,000	1,500	0	0	0	
Capital Outlay									
760126 Capital Outlay Miscellaneous	1,404,763	456,655	0	0	0	0	0	0	
760157 Equipment	0	311,466	0	0	0	0	0	0	
760160 Furniture and Fixtures	0	0	2,000	2,000	1,500	0	0	0	
	1,404,763	768,121	2,000	2,000	1,500	0	0	0	
Operating Expenses	3,074,633	3,290,689	7,696,310	7,692,624	5,744,840	1,033,535	774,534	0	
Internal Support									
Internal Services									
770631 Bldg Space Cost Allocation	0	0	20,000	20,000	15,000	0	0	0	
770667 Convenience Copier	0	0	2,000	2,000	1,500	0	0	0	
773630 Info Tech Development	0	0	2,000	2,000	1,500	0	0	0	
774636 Info Tech Operations	13,046	0	10,000	10,000	7,500	0	0	0	
778675 Telephone Communications	496	0	3,500	3,500	2,625	0	0	0	
	13,542	0	37,500	37,500	28,125	0	0	0	
Internal Support	13,542	0	37,500	37,500	28,125	0	0	0	
Grand Total Expenditures	3,324,197	3,932,809	8,091,476	8,091,476	6,068,607	1,267,234	950,425	0	

Fund:	29255 - Econ Dev Special Projects	OAKLAND COUNTY, MICHIGAN						
		FY2013 AND FY2014 AND FY2015 County Executive Budget Recommendation						

Account Number/Description	FY 2011 Actual	FY 2012		FY 2013 Amended Plan	FY 2014 Amended Plan	FY 2013 County Exec. Recommended	FY 2014 County Exec. Recommended	FY 2015 County Exec. Recommended
		Adopted Budget	Amended Budget					

Revenues

Revenue								
Federal Grants								
610313	Federal Operating Grants	190,000	0	0	0	0	0	0
		190,000	0	0	0	0	0	0
Revenue		190,000	0	0	0	0	0	0
Grand Total Revenues		190,000	0	0	0	0	0	0

Expenditures

Operating Expenses								
Contractual Services								
730373	Contracted Services	190,000	0	0	0	0	0	0
		190,000	0	0	0	0	0	0
Operating Expenses		190,000	0	0	0	0	0	0
Grand Total Expenditures		190,000	0	0	0	0	0	0

Fund: 29330 - FEMA Grants	OAKLAND COUNTY, MICHIGAN
FY2013 AND FY2014 AND FY2015 County Executive Budget Recommendation	

Account Number/Description	FY 2011 Actual	FY 2012		FY 2013 Amended Plan	FY 2014 Amended Plan	FY 2013 County Exec. Recommended	FY 2014 County Exec. Recommended	FY 2015 County Exec. Recommended
		Adopted Budget	Amended Budget					
Revenues								
Revenue								
Federal Grants								
610313 Federal Operating Grants	213,213	0	93,642	0	0	0	0	0
	213,213	0	93,642	0	0	0	0	0
Other Revenues								
670057 Adjustment Prior Years Revenue	0	0	0	0	0	0	0	0
	0	0	0	0	0	0	0	0
Revenue	213,213	0	93,642	0	0	0	0	0
Grand Total Revenues	213,213	0	93,642	0	0	0	0	0

Expenditures

Personnel								
Salaries								
702010 Salaries Regular	1,776	0	3,000	0	0	0	0	0
	1,776	0	3,000	0	0	0	0	0
Fringe Benefits								
722750 Workers Compensation	4	0	0	0	0	0	0	0
722760 Group Life	8	0	0	0	0	0	0	0
722770 Retirement	527	0	1,682	0	0	0	0	0
722780 Hospitalization	468	0	0	0	0	0	0	0
722790 Social Security	129	0	0	0	0	0	0	0
722800 Dental	31	0	0	0	0	0	0	0
722810 Disability	5	0	0	0	0	0	0	0
722820 Unemployment Insurance	8	0	0	0	0	0	0	0
722850 Optical	3	0	0	0	0	0	0	0
	1,182	0	1,682	0	0	0	0	0
Personnel	2,958	0	4,682	0	0	0	0	0
Operating Expenses								
Contractual Services								
730044 Adj Prior Years Revenue	0	0	0	0	0	0	0	0
731388 Printing	194	0	0	0	0	0	0	0
731458 Professional Services	197,225	0	0	0	0	0	0	0
731465 Program	4,511	0	88,960	0	0	0	0	0
732165 Workshops and Meeting	329	0	0	0	0	0	0	0
	202,258	0	88,960	0	0	0	0	0
Commodities								
750077 Disaster Supplies	7,997	0	0	0	0	0	0	0
	7,997	0	0	0	0	0	0	0
Operating Expenses	210,255	0	88,960	0	0	0	0	0

Fund:	29330 - FEMA Grants	OAKLAND COUNTY, MICHIGAN						
		FY2013 AND FY2014 AND FY2015 County Executive Budget Recommendation						

Account Number/Description	FY 2011 Actual	FY 2012		FY 2013 Amended Plan	FY 2014 Amended Plan	FY 2013 County Exec. Recommended	FY 2014 County Exec. Recommended	FY 2015 County Exec. Recommended
		Adopted Budget	Amended Budget					
Grand Total Expenditures	213,213	0	93,642	0	0	0	0	0

Fund:	27120 - FOC Access Visitation	OAKLAND COUNTY, MICHIGAN						
		FY2013 AND FY2014 AND FY2015 County Executive Budget Recommendation						

Account Number/Description	FY 2011 Actual	FY 2012		FY 2013 Amended Plan	FY 2014 Amended Plan	FY 2013 County Exec. Recommended	FY 2014 County Exec. Recommended	FY 2015 County Exec. Recommended
		Adopted Budget	Amended Budget					
Revenues								
<u>Revenue</u>								
<u>Federal Grants</u>								
610313 Federal Operating Grants	17,465	0	0	0	0	0	0	0
	17,465	0	0	0	0	0	0	0
<u>State Grants</u>								
615571 State Operating Grants	0	19,000	24,000	19,000	19,000	27,395	27,395	27,395
	0	19,000	24,000	19,000	19,000	27,395	27,395	27,395
Revenue	17,465	19,000	24,000	19,000	19,000	27,395	27,395	27,395
Grand Total Revenues	17,465	19,000	24,000	19,000	19,000	27,395	27,395	27,395

Expenditures								
<u>Operating Expenses</u>								
<u>Contractual Services</u>								
731458 Professional Services	17,465	19,000	24,000	19,000	19,000	27,395	27,395	27,395
	17,465	19,000	24,000	19,000	19,000	27,395	27,395	27,395
Operating Expenses	17,465	19,000	24,000	19,000	19,000	27,395	27,395	27,395
Grand Total Expenditures	17,465	19,000	24,000	19,000	19,000	27,395	27,395	27,395

Fund: 29473 - Rouge Oakland CommPublicSvcAnn

OAKLAND COUNTY, MICHIGAN

FY2013 AND FY2014 AND FY2015 County Executive Budget Recommendation

Account Number/Description	FY 2011 Actual	FY 2012		FY 2013 Amended Plan	FY 2014 Amended Plan	FY 2013 County Exec. Recommended	FY 2014 County Exec. Recommended	FY 2015 County Exec. Recommended
		Adopted Budget	Amended Budget					
Revenues								
Revenue								
Federal Grants								
610313 Federal Operating Grants	6,011	0	0	0	0	0	0	0
	6,011	0	0	0	0	0	0	0
Revenue	6,011	0	0	0	0	0	0	0
Grand Total Revenues	6,011	0	0	0	0	0	0	0

Expenditures

Operating Expenses

Contractual Services

730373 Contracted Services	6,680	0	0	0	0	0	0	0
	6,680	0	0	0	0	0	0	0
Operating Expenses	6,680	0	0	0	0	0	0	0
Grand Total Expenditures	6,680	0	0	0	0	0	0	0

Fund:	29230 - Wireless Oakland Initiative	OAKLAND COUNTY, MICHIGAN					
		FY2013 AND FY2014 AND FY2015 County Executive Budget Recommendation					

Account Number/Description	FY 2011 Actual	FY 2012		FY 2013 Amended Plan	FY 2014 Amended Plan	FY 2013 County Exec. Recommended	FY 2014 County Exec. Recommended	FY 2015 County Exec. Recommended
		Adopted Budget	Amended Budget					

Revenues

<u>Revenue</u>								
<u>Federal Grants</u>								
610313	Federal Operating Grants	76,000	0	0	0	0	0	0
		76,000	0	0	0	0	0	0
Revenue		76,000	0	0	0	0	0	0
Grand Total Revenues		76,000	0	0	0	0	0	0

Expenditures

<u>Operating Expenses</u>								
<u>Contractual Services</u>								
731941	Training	159,600	0	0	0	0	0	0
		159,600	0	0	0	0	0	0
Operating Expenses		159,600	0	0	0	0	0	0
Grand Total Expenditures		159,600	0	0	0	0	0	0

Fund: 27177 - ARRA SCAO MMHCGP

OAKLAND COUNTY, MICHIGAN

FY2013 AND FY2014 AND FY2015 County Executive Budget Recommendation

Account Number/Description	FY 2011 Actual	FY 2012		FY 2013 Amended Plan	FY 2014 Amended Plan	FY 2013 County Exec. Recommended	FY 2014 County Exec. Recommended	FY 2015 County Exec. Recommended
		Adopted Budget	Amended Budget					
Revenues								
Revenue								
Federal Grants								
610313 Federal Operating Grants	11,204	0	0	0	0	11,825	11,825	11,825
	11,204	0	0	0	0	11,825	11,825	11,825
Other Revenues								
	0	0	0	0	0	0	0	0
Revenue	11,204	0	0	0	0	11,825	11,825	11,825
Grand Total Revenues	11,204	0	0	0	0	11,825	11,825	11,825
Expenditures								
Operating Expenses								
Contractual Services								
731388 Printing	74	0	0	0	0	0	0	0
731458 Professional Services	0	0	0	0	0	3,200	3,200	3,200
731997 Transportation of Clients	3,700	0	0	0	0	0	0	0
732018 Travel and Conference	0	0	0	0	0	4,125	4,125	4,125
	3,774	0	0	0	0	7,325	7,325	7,325
Commodities								
750280 Laboratory Supplies	5,155	0	0	0	0	2,500	2,500	2,500
750399 Office Supplies	2,276	0	0	0	0	2,000	2,000	2,000
	7,431	0	0	0	0	4,500	4,500	4,500
Operating Expenses	11,204	0	0	0	0	11,825	11,825	11,825
Grand Total Expenditures	11,204	0	0	0	0	11,825	11,825	11,825

Fund:	27125 - Adoption Incentive Grant	OAKLAND COUNTY, MICHIGAN
FY2013 AND FY2014 AND FY2015 County Executive Budget Recommendation		

Account Number/Description	FY 2011 Actual	FY 2012		FY 2013 Amended Plan	FY 2014 Amended Plan	FY 2013 County Exec. Recommended	FY 2014 County Exec. Recommended	FY 2015 County Exec. Recommended
		Adopted Budget	Amended Budget					
Revenues								
Revenue								
Federal Grants								
610313 Federal Operating Grants	3,120	0	0	0	0	0	0	0
	3,120	0	0	0	0	0	0	0
State Grants								
615571 State Operating Grants	0	132,799	132,799	33,583	0	34,083	0	0
	0	132,799	132,799	33,583	0	34,083	0	0
Revenue	3,120	132,799	132,799	33,583	0	34,083	0	0
Grand Total Revenues	3,120	132,799	132,799	33,583	0	34,083	0	0

Expenditures

Personnel								
Salaries								
702010 Salaries Regular	2,487	74,546	74,546	19,364	0	19,364	0	0
702140 Other Miscellaneous Salaries	0	0	0	0	0	315	0	0
	2,487	74,546	74,546	19,364	0	19,679	0	0
Fringe Benefits								
722740 Fringe Benefits	0	0	0	0	0	185	0	0
722750 Workers Compensation	6	821	821	213	0	213	0	0
722760 Group Life	0	181	181	45	0	45	0	0
722770 Retirement	72	19,793	19,793	4,244	0	4,244	0	0
722780 Hospitalization	0	6,310	6,310	2,197	0	2,197	0	0
722790 Social Security	36	4,201	4,201	1,060	0	1,060	0	0
722800 Dental	0	430	430	201	0	201	0	0
722810 Disability	0	176	176	44	0	44	0	0
722820 Unemployment Insurance	10	297	297	70	0	70	0	0
722850 Optical	0	33	33	18	0	18	0	0
	124	32,242	32,242	8,092	0	8,277	0	0
Personnel	2,610	106,788	106,788	27,456	0	27,956	0	0
Operating Expenses								
Contractual Services								
730723 Fees Guardian Ad Litem	510	24,000	24,000	6,000	0	6,000	0	0
731346 Personal Mileage	0	511	511	127	0	127	0	0
731941 Training	0	1,500	1,500	0	0	0	0	0
	510	26,011	26,011	6,127	0	6,127	0	0
Operating Expenses	510	26,011	26,011	6,127	0	6,127	0	0
Grand Total Expenditures	3,120	132,799	132,799	33,583	0	34,083	0	0

Fund:	27130 - Drug Court Circuit Adult SCAO	OAKLAND COUNTY, MICHIGAN						
		FY2013 AND FY2014 AND FY2015 County Executive Budget Recommendation						

Account Number/Description	FY 2011 Actual	FY 2012		FY 2013 Amended Plan	FY 2014 Amended Plan	FY 2013 County Exec. Recommended	FY 2014 County Exec. Recommended	FY 2015 County Exec. Recommended
		Adopted Budget	Amended Budget					
Revenues								
Revenue								
State Grants								
615571 State Operating Grants	10,000	10,000	36,000	10,000	10,000	36,000	36,000	36,000
	10,000	10,000	36,000	10,000	10,000	36,000	36,000	36,000
Revenue	10,000	10,000	36,000	10,000	10,000	36,000	36,000	36,000
Grand Total Revenues	10,000	10,000	36,000	10,000	10,000	36,000	36,000	36,000

Expenditures								
Personnel								
Salaries								
702010 Salaries Regular	5,511	6,500	23,000	6,500	6,500	23,000	23,000	23,000
702030 Holiday	293	0	0	0	0	0	0	0
702050 Annual Leave	446	0	0	0	0	0	0	0
702080 Sick Leave	58	0	0	0	0	0	0	0
702200 Death Leave	175	0	0	0	0	0	0	0
702240 Salary Adjustments	(351)	0	0	0	0	0	0	0
	6,134	6,500	23,000	6,500	6,500	23,000	23,000	23,000
Fringe Benefits								
722750 Workers Compensation	21	43	75	43	43	75	75	75
722760 Group Life	31	15	58	15	15	58	58	58
722770 Retirement	2,140	2,038	7,538	2,038	2,038	7,538	7,538	7,538
722780 Hospitalization	1,944	1,051	4,646	1,051	1,051	4,646	4,646	4,646
722790 Social Security	467	268	418	268	268	418	418	418
722800 Dental	157	56	151	56	56	151	151	151
722810 Disability	22	11	46	11	11	46	46	46
722820 Unemployment Insurance	28	15	40	15	15	40	40	40
722850 Optical	9	3	28	3	3	28	28	28
722900 Fringe Benefit Adjustments	(953)	0	0	0	0	0	0	0
	3,866	3,500	13,000	3,500	3,500	13,000	13,000	13,000
Personnel	10,000	10,000	36,000	10,000	10,000	36,000	36,000	36,000
Grand Total Expenditures	10,000	10,000	36,000	10,000	10,000	36,000	36,000	36,000

Fund: 27140 - Drug Court Circuit Juveni SCAO	OAKLAND COUNTY, MICHIGAN
FY2013 AND FY2014 AND FY2015 County Executive Budget Recommendation	

Account Number/Description	FY 2011 Actual	FY 2012		FY 2013 Amended Plan	FY 2014 Amended Plan	FY 2013 County Exec. Recommended	FY 2014 County Exec. Recommended	FY 2015 County Exec. Recommended
		Adopted Budget	Amended Budget					
Revenues								
Revenue								
State Grants								
615571 State Operating Grants	10,000	10,000	40,000	10,000	10,000	40,000	40,000	40,000
	10,000	10,000	40,000	10,000	10,000	40,000	40,000	40,000
	10,000	10,000	40,000	10,000	10,000	40,000	40,000	40,000
Revenue								
Other Financing Sources								
Transfers In								
695500 Transfers In	0	0	50,000	0	0	0	0	0
	0	0	50,000	0	0	0	0	0
	0	0	50,000	0	0	0	0	0
Other Financing Sources	0	0	50,000	0	0	0	0	0
Grand Total Revenues	10,000	10,000	90,000	10,000	10,000	40,000	40,000	40,000

Expenditures								
Personnel								
Salaries								
702010 Salaries Regular	4,495	6,500	49,317	6,500	6,500	32,646	32,646	32,646
702030 Holiday	304	0	0	0	0	0	0	0
702050 Annual Leave	470	0	0	0	0	0	0	0
702080 Sick Leave	168	0	0	0	0	0	0	0
702100 Retroactive	(184)	0	0	0	0	0	0	0
702360 Short Term Disability	1,300	0	0	0	0	0	0	0
	6,553	6,500	49,317	6,500	6,500	32,646	32,646	32,646
Fringe Benefits								
722750 Workers Compensation	19	43	693	43	43	73	73	73
722760 Group Life	25	15	290	15	15	40	40	40
722770 Retirement	1,712	2,038	17,438	2,038	2,038	4,048	4,048	4,048
722780 Hospitalization	1,186	1,051	17,054	1,051	1,051	2,512	2,512	2,512
722790 Social Security	370	268	3,771	268	268	443	443	443
722800 Dental	89	56	896	56	56	126	126	126
722810 Disability	17	11	204	11	11	39	39	39
722820 Unemployment Insurance	22	15	230	15	15	45	45	45
722850 Optical	6	3	107	3	3	28	28	28
	3,447	3,500	40,683	3,500	3,500	7,354	7,354	7,354
Personnel	10,000	10,000	90,000	10,000	10,000	40,000	40,000	40,000
Operating Expenses								
Contractual Services								
	0	0	0	0	0	0	0	0
Operating Expenses	0	0	0	0	0	0	0	0
Grand Total Expenditures	10,000	10,000	90,000	10,000	10,000	40,000	40,000	40,000

Fund:	27150 - Drug Court District 52 1 SCAO	OAKLAND COUNTY, MICHIGAN						
		FY2013 AND FY2014 AND FY2015 County Executive Budget Recommendation						

Account Number/Description	FY 2011 Actual	FY 2012		FY 2013 Amended Plan	FY 2014 Amended Plan	FY 2013 County Exec. Recommended	FY 2014 County Exec. Recommended	FY 2015 County Exec. Recommended
		Adopted Budget	Amended Budget					

Revenues

Revenue									
State Grants									
615571	State Operating Grants	4,924	0	0	0	0	0	0	0
		4,924	0	0	0	0	0	0	0
Revenue		4,924	0	0	0	0	0	0	0
Grand Total Revenues		4,924	0	0	0	0	0	0	0

Expenditures

Operating Expenses									
Contractual Services									
731458	Professional Services	4,249	0	0	0	0	0	0	0
732018	Travel and Conference	675	0	0	0	0	0	0	0
		4,924	0	0	0	0	0	0	0
Operating Expenses		4,924	0	0	0	0	0	0	0
Grand Total Expenditures		4,924	0	0	0	0	0	0	0

Fund: 27165 - Drug Court 52 3 Dist SCAO	OAKLAND COUNTY, MICHIGAN
FY2013 AND FY2014 AND FY2015 County Executive Budget Recommendation	

Account Number/Description	FY 2011 Actual	FY 2012		FY 2013 Amended Plan	FY 2014 Amended Plan	FY 2013 County Exec. Recommended	FY 2014 County Exec. Recommended	FY 2015 County Exec. Recommended
		Adopted Budget	Amended Budget					

Revenues

<u>Revenue</u>									
<u>State Grants</u>									
615571	State Operating Grants	0	0	21,000	0	0	21,000	21,000	21,000
		0	0	21,000	0	0	21,000	21,000	21,000
Revenue		0	0	21,000	0	0	21,000	21,000	21,000
Grand Total Revenues		0	0	21,000	0	0	21,000	21,000	21,000

Expenditures

<u>Operating Expenses</u>									
<u>Contractual Services</u>									
730548	Drug Testing	0	0	4,320	0	0	4,320	4,320	4,320
731346	Personal Mileage	0	0	0	0	0	765	765	765
731458	Professional Services	0	0	12,560	0	0	12,560	12,560	12,560
732018	Travel and Conference	0	0	1,590	0	0	825	825	825
		0	0	18,470	0	0	18,470	18,470	18,470
Commodities									
750294	Material and Supplies	0	0	2,530	0	0	2,530	2,530	2,530
		0	0	2,530	0	0	2,530	2,530	2,530
Operating Expenses		0	0	21,000	0	0	21,000	21,000	21,000
Grand Total Expenditures		0	0	21,000	0	0	21,000	21,000	21,000

Fund:	27175 - Mich Mental Health SCAO	OAKLAND COUNTY, MICHIGAN						
		FY2013 AND FY2014 AND FY2015 County Executive Budget Recommendation						

Account Number/Description	FY 2011 Actual	FY 2012		FY 2013 Amended Plan	FY 2014 Amended Plan	FY 2013 County Exec. Recommended	FY 2014 County Exec. Recommended	FY 2015 County Exec. Recommended
		Adopted Budget	Amended Budget					

Revenues

<u>Revenue</u>								
<u>State Grants</u>								
615571	State Operating Grants	42,699	0	11,825	0	0	0	0
		42,699	0	11,825	0	0	0	0
Revenue		42,699	0	11,825	0	0	0	0
Grand Total Revenues		42,699	0	11,825	0	0	0	0

Expenditures

<u>Operating Expenses</u>								
<u>Contractual Services</u>								
731458	Professional Services	42,481	0	3,200	0	0	0	0
732018	Travel and Conference	0	0	4,125	0	0	0	0
		42,481	0	7,325	0	0	0	0
<u>Commodities</u>								
750280	Laboratory Supplies	0	0	2,500	0	0	0	0
750399	Office Supplies	0	0	2,000	0	0	0	0
750539	Testing Materials	219	0	0	0	0	0	0
		219	0	4,500	0	0	0	0
Operating Expenses		42,699	0	11,825	0	0	0	0
Grand Total Expenditures		42,699	0	11,825	0	0	0	0

PROPRIETARY FUNDS

Fund: 53500 - CLEMIS	OAKLAND COUNTY, MICHIGAN
FY2013 AND FY2014 AND FY2015 County Executive Budget Recommendation	

Account Number/Description	FY 2011 Actual	FY 2012		FY 2013 Amended Plan	FY 2014 Amended Plan	FY 2013 County Exec. Recommended	FY 2014 County Exec. Recommended	FY 2015 County Exec. Recommended
		Adopted Budget	Amended Budget					
Revenues								
Revenue								
Charges for Services								
630004	Access Fees Non Oakland	0	596,187	596,187	643,882	695,392	619,025	722,030
630005	Access Fees Oakland	0	267,740	267,740	281,127	295,183	272,199	300,098
630262	CLEMIS Citation	95,382	100,000	100,000	100,000	100,000	100,000	100,000
630263	CLEMIS Crash	590,127	650,000	650,000	700,000	700,000	500,000	500,000
630266	CLEMIS Operations Outside	608,553	0	0	0	0	0	0
630924	In Car Terminals External	1,636,374	1,863,120	1,863,120	1,863,120	1,863,120	1,541,054	1,541,054
630931	In Car Terminals Internal	192,412	184,886	184,886	184,886	184,886	214,424	214,424
631127	Maintenance Contracts	572,047	420,000	420,000	420,000	420,000	560,000	560,000
631372	OC Depts Operations	693,873	336,164	336,164	352,972	370,621	352,972	389,152
631442	Outside Agencies	312,508	0	0	0	0	0	0
631463	Parts and Accessories	6,056	500	500	500	3,500	3,500	3,500
631610	Productive Labor	1,089	500	500	500	200	200	200
631687	Rebilled Charges	119,903	150,000	150,000	150,000	125,000	125,000	125,000
631827	Reimb General	307,645	229,000	229,000	229,000	229,000	350,000	350,000
632079	Service Fees	0	1,201,000	1,201,000	1,201,000	1,201,000	1,201,000	1,201,000
		5,135,968	5,999,097	5,999,097	6,126,987	6,210,202	5,839,374	5,920,153
Investment Income								
655077	Accrued Interest Adjustments	(3,432)	0	0	0	0	0	0
655385	Income from Investments	32,728	15,000	15,000	15,000	15,000	35,000	35,000
		29,296	15,000	15,000	15,000	15,000	35,000	35,000
Planned Use of Fund Balance								
665882	Planned Use of Balance	0	363,355	263,355	423,128	366,149	246,482	128,501
		0	363,355	263,355	423,128	366,149	246,482	128,501
Gain or Loss on Exchg of Asset								
675354	Gain on Sale of Equip	220	0	0	0	0	0	0
		220	0	0	0	0	0	0
Revenue		5,165,484	6,377,452	6,277,452	6,565,115	6,591,351	6,120,856	6,142,743
Other Financing Sources								
Capital Contributions								
690189	Capital Asset Contributions	2,877,672	187,500	287,500	0	0	0	0
		2,877,672	187,500	287,500	0	0	0	0
Transfers In								
695500	Transfers In	2,044,186	2,044,186	2,044,186	2,044,186	2,044,186	2,044,186	2,044,186
		2,044,186	2,044,186	2,044,186	2,044,186	2,044,186	2,044,186	2,044,186
Other Financing Sources		4,921,858	2,231,686	2,331,686	2,044,186	2,044,186	2,044,186	2,044,186
Grand Total Revenues		10,087,342	8,609,138	8,609,138	8,609,301	8,635,537	8,165,042	8,214,145

Fund: 53500 - CLEMIS

OAKLAND COUNTY, MICHIGAN

FY2013 AND FY2014 AND FY2015 County Executive Budget Recommendation

Account Number/Description	FY 2011 Actual	FY 2012		FY 2013 Amended Plan	FY 2014 Amended Plan	FY 2013 County Exec. Recommended	FY 2014 County Exec. Recommended	FY 2015 County Exec. Recommended
		Adopted Budget	Amended Budget					
Expenditures								
Personnel								
Salaries								
702010	Salaries Regular	1,098,752	1,540,729	1,540,729	1,540,729	1,556,137	1,541,574	1,572,560
702030	Holiday	49,403	0	0	0	0	0	0
702050	Annual Leave	86,648	0	0	0	0	0	0
702080	Sick Leave	23,454	0	0	0	0	0	0
702130	Shift Premium	742	0	0	0	0	0	0
702140	Other Miscellaneous Salaries	0	0	0	0	7,560	0	0
702200	Death Leave	8,015	0	0	0	0	0	0
702360	Short Term Disability	2,927	0	0	0	0	0	0
712020	Overtime	29,699	40,000	40,000	40,000	40,000	40,000	40,000
712040	Holiday Overtime	1,142	0	0	0	0	0	0
712090	On Call	43,473	32,500	32,500	32,500	32,500	32,500	32,500
		1,344,255	1,613,229	1,613,229	1,613,229	1,628,637	1,621,634	1,645,060
Fringe Benefits								
722740	Fringe Benefits	0	0	0	0	4,440	0	0
722750	Workers Compensation	3,004	3,450	3,450	3,450	3,452	3,452	3,452
722760	Group Life	5,533	6,241	6,241	6,241	4,741	4,741	4,741
722770	Retirement	461,625	625,977	625,977	625,977	590,013	590,013	590,013
722780	Hospitalization	212,496	335,076	335,076	335,076	309,231	309,231	309,231
722790	Social Security	103,344	117,501	117,501	117,501	117,769	117,769	117,769
722800	Dental	17,031	22,504	22,504	22,504	20,758	20,758	20,758
722810	Disability	3,641	4,737	4,737	4,737	22,324	22,324	22,324
722820	Unemployment Insurance	5,886	5,854	5,854	5,854	5,704	5,704	5,704
722850	Optical	1,027	1,686	1,686	1,686	2,395	2,395	2,395
722900	Fringe Benefit Adjustments	0	18,598	18,598	18,598	19,285	30,049	40,920
		813,587	1,141,624	1,141,624	1,141,624	1,100,112	1,106,436	1,117,307
Personnel		2,157,841	2,754,853	2,754,853	2,754,853	2,770,261	2,721,746	2,762,367
Operating Expenses								
Contractual Services								
730044	Adj Prior Years Revenue	87,437	0	0	0	0	0	0
730121	Bank Charges	59,344	5,000	5,000	5,000	5,000	8,000	8,000
730324	Communications	363,333	1,000,000	1,000,000	1,000,000	1,000,000	1,000,000	1,000,000
730646	Equipment Maintenance	279,463	440,000	440,000	440,000	440,000	380,000	380,000
730772	Freight and Express	383	0	0	0	250	250	250
730926	Indirect Costs	263,909	240,000	240,000	240,000	240,000	240,000	240,000
731213	Membership Dues	432	750	750	750	750	750	750
731339	Periodicals Books Publ Sub	315	0	0	0	0	0	0
731346	Personal Mileage	2,506	1,500	1,500	1,500	2,500	2,500	2,500
731388	Printing	473	17,000	17,000	17,000	3,000	3,000	3,000
731458	Professional Services	286,590	599,134	599,134	599,134	500,000	500,000	500,000
731542	Rebillable Services	116,901	150,000	150,000	150,000	130,000	130,000	130,000

Fund: 53500 - CLEMIS	OAKLAND COUNTY, MICHIGAN
FY2013 AND FY2014 AND FY2015 County Executive Budget Recommendation	

Account Number/Description	FY 2011 Actual	FY 2012		FY 2013 Amended Plan	FY 2014 Amended Plan	FY 2013 County Exec. Recommended	FY 2014 County Exec. Recommended	FY 2015 County Exec. Recommended
		Adopted Budget	Amended Budget					
731773 Software Rental Lease Purchase	100,218	0	0	0	0	0	0	0
731780 Software Support Maintenance	233,092	915,000	915,000	915,000	915,000	650,000	650,000	650,000
732018 Travel and Conference	326	8,000	8,000	8,000	8,000	6,000	6,000	6,000
732046 Uncollectable Accts Receivable	32,426	0	0	0	0	0	0	0
732165 Workshops and Meeting	158	1,000	1,000	1,000	1,000	1,250	1,250	1,250
	1,827,306	3,377,384	3,377,384	3,377,384	3,377,384	2,921,750	2,921,750	2,921,750
Commodities								
750049 Computer Supplies	627	0	0	0	0	0	0	0
750119 Dry Goods and Clothing	0	750	750	750	750	1,200	1,200	1,200
750170 Other Expendable Equipment	4,435	0	0	0	0	20,000	20,000	20,000
750392 Metered Postage	35	287	287	287	287	287	287	287
750399 Office Supplies	926	1,000	1,000	1,000	1,000	1,000	1,000	1,000
750413 Parts and Accessories	4,801	5,000	5,000	5,000	5,000	5,000	5,000	5,000
750455 Printing Supplies	106	0	0	0	0	500	500	500
	10,929	7,037	7,037	7,037	7,037	27,987	27,987	27,987
Depreciation								
761107 Depreciation Computer Equip	556,847	0	0	0	0	0	0	0
761114 Depreciation Computer Software	171,181	0	0	0	0	0	0	0
761121 Depreciation Equipment	1,293,583	1,585,481	1,585,481	1,585,481	1,585,481	1,699,868	1,699,868	1,699,868
	2,021,611	1,585,481	1,585,481	1,585,481	1,585,481	1,699,868	1,699,868	1,699,868
Operating Expenses	3,859,847	4,969,902	4,969,902	4,969,902	4,969,902	4,649,605	4,649,605	4,649,605
Internal Support								
Internal Services								
770631 Bldg Space Cost Allocation	162,528	168,374	168,374	168,503	178,503	137,171	144,878	145,653
773630 Info Tech Development	281,644	417,934	417,934	417,934	417,934	417,934	417,934	417,934
774636 Info Tech Operations	201,436	262,201	262,201	262,235	263,063	201,436	201,436	201,436
775667 Mail Room	34	0	0	0	0	0	0	0
776659 Motor Pool Fuel Charges	1,917	2,500	2,500	2,500	2,500	2,500	2,500	2,500
776661 Motor Pool	11,799	12,000	12,000	12,000	12,000	12,000	12,000	12,000
777560 Radio Communications	308	0	0	0	0	600	600	600
778675 Telephone Communications	20,423	21,374	21,374	21,374	21,374	22,050	22,050	22,050
	680,088	884,383	884,383	884,546	895,374	793,691	801,398	802,173
Internal Support	680,088	884,383	884,383	884,546	895,374	793,691	801,398	802,173
Grand Total Expenditures	6,697,776	8,609,138	8,609,138	8,609,301	8,635,537	8,165,042	8,186,929	8,214,145

CAPITAL BUDGET PLAN FOR CLEMIS FUND 53500

<u>Asset Category</u>	<u>Cost 3/31/2012</u>	<u>Accumulated Depreciation</u>	<u>Net Book Value 3/31/2012</u>	<u>Capital Additions</u>	<u>Remaining FY 2012</u>	<u>Projected Depreciation</u>		
						<u>FY 2013</u>	<u>FY 2014</u>	<u>FY 2015</u>
Equipment								
Equipment	4,176,240	1,167,270	3,008,970	0	250,748	501,496	501,496	501,496
E911 Equipment	2,554,100	2,554,100	0	0	0	0	0	0
COPS MORE Equipment	23,923,858	22,586,382	1,337,476	0	316,685	633,370	387,421	0
Oak Video Equipment	6,478,422	6,274,772	203,650	0	203,650	0	0	0
TOTAL EQUIPMENT ASSETS	37,132,620	32,582,524	4,550,096	0	771,083	1,134,866	888,917	501,496
CAPITAL PROJECTS IN PROGRESS								
Records Mgmt System Upgrade	4,167,411	416,741	3,750,670	0	416,741	833,482	833,482	833,482
TOTAL CAPITAL PROJECT ASSETS	4,167,411	416,741	3,750,670	0	416,741	833,482	833,482	833,482
FUTURE ACQUISITIONS:								
Computer Aided Dispatch Upgrade	0	0	0	3,500,000	0	0	700,000	700,000
Mugshot Enhancement	0	0	0	1,000,000	0	0	0	200,000
Other-Infrastructure Upgrade	0	0	0	750,000	0	0	150,000	150,000
Oak Video Upgrade				2,100,000		0	200,000	420,000
TOTAL FUTURE ACQUISITIONS	0	0	0	7,350,000	0	0	1,050,000	1,470,000
GRAND TOTAL OF ALL ASSETS	41,300,031	32,999,265	8,300,766	7,350,000	1,187,824	1,968,348	2,772,399	2,804,978

Useful Life of Assets:

Technology Equipment	3 years
Equipment over \$50,000 (servers)	5 years
Intangible Assets (infrastructure, software, services for project)	5 years

Fund: 56500 - County Airports

OAKLAND COUNTY, MICHIGAN

FY2013 AND FY2014 AND FY2015 County Executive Budget Recommendation

Account Number/Description	FY 2011 Actual	FY 2012		FY 2013 Amended Plan	FY 2014 Amended Plan	FY 2013 County Exec. Recommended	FY 2014 County Exec. Recommended	FY 2015 County Exec. Recommended
		Adopted Budget	Amended Budget					
Revenues								
Revenue								
Federal Grants Non-Operating								
610900 Fed Grant - Interest Recovery	119,784	0	0	0	0	0	0	0
	119,784	0	0	0	0	0	0	0
Charges for Services								
630133 Aviation Gas	898,312	1,003,160	1,003,160	1,003,160	1,003,160	1,003,160	1,003,160	1,003,160
630189 Car Rental Concessions	27,989	32,950	32,950	32,950	32,950	32,950	32,950	32,950
630385 Costs	1,500	0	0	0	0	0	0	0
631036 Land Lease	1,127,223	1,277,000	1,277,000	1,277,000	1,277,000	1,277,000	1,277,000	1,277,000
631050 Landing Fee Concessions	55,512	71,204	71,204	71,204	71,204	71,204	71,204	71,204
631057 Landing Fees	15,560	22,000	22,000	22,000	22,000	22,000	22,000	22,000
631064 Late Penalty	9,681	19,594	19,594	19,594	19,594	19,594	19,594	19,594
631253 Miscellaneous	2,868	15,000	15,000	15,000	15,000	15,000	15,000	15,000
631456 Parking Fees	650	850	850	850	850	850	850	850
631897 Reimb US Customs Service	401,295	285,000	285,000	285,000	285,000	285,000	285,000	285,000
632226 T Hangar Rental	1,842,415	2,118,363	2,118,363	2,118,363	2,118,363	2,118,363	2,118,363	2,118,363
632268 Terminal Space	0	6,800	6,800	6,800	6,800	6,800	6,800	6,800
632282 Tie Down	18,680	23,500	23,500	23,500	23,500	23,500	23,500	23,500
	4,401,685	4,875,421	4,875,421	4,875,421	4,875,421	4,875,421	4,875,421	4,875,421
Investment Income								
655077 Accrued Interest Adjustments	866	0	0	0	0	0	0	0
655385 Income from Investments	174,166	278,744	278,744	278,744	278,744	278,744	278,744	278,744
655462 Increase Market Value Invest	(101,197)	0	0	0	0	0	0	0
	73,835	278,744	278,744	278,744	278,744	278,744	278,744	278,744
Other Revenues								
670684 Sale of Land and Buildings	110,562	0	0	0	0	0	0	0
	110,562	0	0	0	0	0	0	0
Gain or Loss on Exchg of Asset								
675356 Loss on Sale of Equipment	(1,322)	0	0	0	0	0	0	0
	(1,322)	0	0	0	0	0	0	0
Revenue	4,704,545	5,154,165	5,154,165	5,154,165	5,154,165	5,154,165	5,154,165	5,154,165
Other Financing Sources								
Capital Contributions								
690189 Capital Asset Contributions	3,390,827	1,037,683	1,037,683	971,486	961,903	1,586,804	1,575,609	1,598,453
	3,390,827	1,037,683	1,037,683	971,486	961,903	1,586,804	1,575,609	1,598,453
Other Financing Sources	3,390,827	1,037,683	1,037,683	971,486	961,903	1,586,804	1,575,609	1,598,453
Grand Total Revenues	8,095,372	6,191,848	6,191,848	6,125,651	6,116,068	6,740,969	6,729,774	6,752,618

Expenditures

Fund:	56500 - County Airports	OAKLAND COUNTY, MICHIGAN						
		FY2013 AND FY2014 AND FY2015 County Executive Budget Recommendation						

Account Number/Description	FY 2011 Actual	FY 2012		FY 2013 Amended Plan	FY 2014 Amended Plan	FY 2013 County Exec. Recommended	FY 2014 County Exec. Recommended	FY 2015 County Exec. Recommended	
		Adopted Budget	Amended Budget						
Personnel									
Salaries									
702010	Salaries Regular	861,555	1,048,210	1,048,210	1,050,682	1,061,189	1,029,348	1,049,805	1,070,566
702030	Holiday	32,404	0	0	0	0	0	0	0
702050	Annual Leave	69,666	0	0	0	0	0	0	0
702080	Sick Leave	19,551	0	0	0	0	0	0	0
702120	Jury Duty	88	0	0	0	0	0	0	0
702130	Shift Premium	3,365	3,500	3,500	3,500	3,500	3,500	3,500	3,500
702140	Other Miscellaneous Salaries	1,134	0	0	0	0	5,670	0	0
702160	Summer Help	0	62,805	62,805	62,805	62,805	62,805	62,805	62,805
702180	Emergency Salaries	0	11,315	11,315	11,315	11,315	11,315	11,315	11,315
702190	Workers Compensation Pay	2,925	0	0	0	0	0	0	0
702200	Death Leave	637	0	0	0	0	0	0	0
702360	Short Term Disability	7,416	0	0	0	0	0	0	0
712020	Overtime	83,464	33,949	33,949	33,949	33,949	33,949	33,949	33,949
712040	Holiday Overtime	19,284	23,923	23,923	23,923	23,923	23,923	23,923	23,923
		1,101,490	1,183,702	1,183,702	1,186,174	1,196,681	1,170,510	1,185,297	1,206,058
Fringe Benefits									
722740	Fringe Benefits	0	0	0	0	0	3,330	0	0
722750	Workers Compensation	15,557	12,427	12,427	12,427	12,427	13,060	13,060	13,060
722760	Group Life	4,279	3,570	3,570	3,570	3,570	2,908	2,908	2,908
722770	Retirement	337,046	408,289	408,289	408,289	408,289	358,537	358,537	358,537
722780	Hospitalization	217,030	258,027	258,027	258,027	258,027	261,786	261,786	261,786
722790	Social Security	73,675	79,190	79,190	79,190	79,190	77,765	77,765	77,765
722800	Dental	16,154	17,768	17,768	17,768	17,768	16,686	16,686	16,686
722810	Disability	2,886	3,292	3,292	3,292	3,292	13,649	13,649	13,649
722820	Unemployment Insurance	4,865	3,984	3,984	3,984	3,984	3,804	3,804	3,804
722850	Optical	897	1,022	1,022	1,022	1,022	1,720	1,720	1,720
722900	Fringe Benefit Adjustments	0	5,055	5,055	6,314	10,402	3,387	12,807	22,371
		672,388	792,624	792,624	793,883	797,971	756,632	762,722	772,286
		1,773,879	1,976,326	1,976,326	1,980,057	1,994,652	1,927,142	1,948,019	1,978,344
Personnel									
Operating Expenses									
Contractual Services									
730037	Adj Prior Years Exp	4,310	0	0	0	0	0	0	0
730072	Advertising	4,230	0	0	0	0	0	0	0
730198	Building Maintenance Charges	21,208	26,000	26,000	26,000	26,000	26,000	26,000	26,000
730247	Charge Card Fee	18,328	10,000	10,000	10,000	10,000	10,000	10,000	10,000
730352	Construction	15,487	0	0	0	0	0	0	0
730429	Custodial Services	0	12,400	12,400	12,400	12,400	12,400	12,400	12,400
730562	Electrical Service	180,913	200,000	200,000	200,000	200,000	200,000	200,000	200,000
730611	Employees Medical Exams	1,385	0	0	0	0	0	0	0
730646	Equipment Maintenance	53,674	72,625	72,625	72,625	72,625	72,625	72,625	72,625
730772	Freight and Express	2,023	500	500	500	500	500	500	500

Fund:	56500 - County Airports	OAKLAND COUNTY, MICHIGAN							
		FY2013 AND FY2014 AND FY2015 County Executive Budget Recommendation							

Account Number/Description	FY 2011 Actual	FY 2012		FY 2013 Amended Plan	FY 2014 Amended Plan	FY 2013 County Exec. Recommended	FY 2014 County Exec. Recommended	FY 2015 County Exec. Recommended	
		Adopted Budget	Amended Budget						
730786	Garbage and Rubbish Disposal	2,439	0	0	0	0	0	0	
730814	Grounds Maintenance	201,023	173,000	173,000	173,000	173,000	173,000	173,000	
730926	Indirect Costs	463,948	486,661	486,661	486,661	469,663	469,663	469,663	
731059	Laundry and Cleaning	2,055	3,000	3,000	3,000	3,000	3,000	3,000	
731115	Licenses and Permits	1,435	2,000	2,000	2,000	2,000	2,000	2,000	
731171	Management Services	55,586	55,691	55,691	55,691	55,691	55,691	55,691	
731213	Membership Dues	1,840	2,841	2,841	2,841	2,841	2,841	2,841	
731234	Misc Expenses-Donations	2,945	0	0	0	0	0	0	
731241	Miscellaneous	452	0	0	0	0	0	0	
731262	Moving Expense	2,097	0	0	0	0	0	0	
731334	Paying Agents Fee Contractual	734	300	300	300	300	300	300	
731339	Periodicals Books Publ Sub	3,169	0	0	0	0	0	0	
731346	Personal Mileage	607	700	700	700	700	700	700	
731388	Printing	0	3,912	3,912	3,913	3,911	3,913	3,913	
731444	Prof Svc-Consultant	920	0	0	0	0	0	0	
731458	Professional Services	13,724	11,000	11,000	11,000	11,000	11,000	11,000	
731479	Property Taxes	134,112	0	0	0	0	0	0	
731654	Runway and Taxiway Repairs	467	7,000	7,000	7,000	7,000	7,000	7,000	
731689	Security Expense	2,354	7,000	7,000	7,000	7,000	7,000	7,000	
731941	Training	17,878	11,000	11,000	11,000	11,000	11,000	11,000	
732018	Travel and Conference	1,189	1,200	1,200	1,200	1,200	1,200	1,200	
732020	Travel Employee Taxable Meals	98	0	0	0	0	0	0	
732046	Uncollectable Accts Receivable	6,082	0	0	0	0	0	0	
732067	US Customs Services	298,905	285,000	285,000	285,000	285,000	285,000	285,000	
732102	Water and Sewage Charges	29,033	29,000	29,000	29,000	29,000	29,000	29,000	
732151	Window Cleaning Service	0	3,300	3,300	3,300	3,300	3,300	3,300	
732165	Workshops and Meeting	3,286	1,000	1,000	1,000	1,000	1,000	1,000	
		1,547,936	1,405,130	1,405,130	1,405,129	1,405,131	1,388,131	1,388,133	1,388,133
Commodities									
750119	Dry Goods and Clothing	4,667	6,500	6,500	6,500	6,500	6,500	6,500	
750133	Electrical Supplies	14,461	10,500	10,500	10,500	10,500	10,500	10,500	
750154	Expendable Equipment	0	5,000	5,000	5,000	5,000	5,000	5,000	
750196	Firefighting Supplies	5,490	3,000	3,000	3,000	3,000	3,000	3,000	
750210	Gasoline Charges	33,283	29,000	29,000	29,000	29,000	29,000	29,000	
750224	Grounds Supplies	5,811	2,000	2,000	2,000	2,000	2,000	2,000	
750287	Maintenance Supplies	9,886	15,500	15,500	15,500	15,500	15,500	15,500	
750392	Metered Postage	1,313	2,415	2,415	2,415	2,415	2,415	2,415	
750399	Office Supplies	2,259	7,408	7,408	7,408	7,408	7,408	7,408	
750448	Postage-Standard Mailing	7	150	150	150	150	150	150	
750504	Small Tools	3,480	6,300	6,300	6,300	6,300	6,300	6,300	
		80,656	87,773	87,773	87,773	87,773	87,773	87,773	
Depreciation									
761007	Depreciation Land Improvements	992,615	891,324	891,324	863,280	1,422,738	1,400,776	1,400,776	
761049	Depreciation Roads Parking Lot	141,793	141,793	141,793	141,793	376,211	376,211	376,211	

Fund:	56509 - County Airports	OAKLAND COUNTY, MICHIGAN
FY2013 AND FY2014 AND FY2015 County Executive Budget Recommendation		

Account Number/Description	FY 2011 Actual	FY 2012		FY 2013 Amended Plan	FY 2014 Amended Plan	FY 2013 County Exec. Recommended	FY 2014 County Exec. Recommended	FY 2015 County Exec. Recommended	
		Adopted Budget	Amended Budget						
761084 Depreciation Buildings	580,276	761,279	761,279	761,279	760,889	635,098	634,708	634,708	
761121 Depreciation Equipment	44,363	26,635	26,635	2,377	423	14,205	12,251	12,251	
761156 Depreciation Vehicles	114,511	116,484	116,484	112,970	112,970	103,774	103,774	103,774	
	1,873,558	1,937,515	1,937,515	1,881,699	1,851,393	2,552,026	2,527,720	2,527,720	
Interest on Debt									
765031 Interest Expense	480,978	470,328	470,328	456,803	456,803	456,803	439,428	420,465	
	480,978	470,328	470,328	456,803	456,803	456,803	439,428	420,465	
Paying Agent Fees									
	0	0	0	0	0	0	0	0	
Operating Expenses	3,983,127	3,900,746	3,900,746	3,831,404	3,801,100	4,484,733	4,443,054	4,424,091	
Internal Support									
Internal Services									
770667 Convenience Copier	(1,417)	2,015	2,015	2,580	2,580	2,015	2,015	2,015	
771639 Drain Equipment	1,481	5,000	5,000	5,000	5,000	5,000	5,000	5,000	
773630 Info Tech Development	1,178	12,500	12,500	12,500	12,500	12,500	12,500	12,500	
774636 Info Tech Operations	22,976	22,548	22,548	22,552	22,645	34,456	34,542	34,542	
774677 Insurance Fund	140,396	241,512	241,512	240,357	246,390	241,692	251,213	262,695	
775667 Mail Room	1,198	0	0	0	0	0	0	0	
775754 Maintenance Department Charges	945	2,000	2,000	2,000	2,000	2,000	2,000	2,000	
776659 Motor Pool Fuel Charges	0	0	0	0	0	300	300	300	
776661 Motor Pool	4,920	5,500	5,500	5,500	5,500	5,500	5,500	5,500	
777560 Radio Communications	7,922	7,922	7,922	7,922	7,922	7,922	7,922	7,922	
778675 Telephone Communications	20,572	15,779	15,779	15,779	15,779	17,709	17,709	17,709	
	200,170	314,776	314,776	314,190	320,316	329,094	338,701	350,183	
Internal Support	200,170	314,776	314,776	314,190	320,316	329,094	338,701	350,183	
Grand Total Expenditures	5,957,175	6,191,848	6,191,848	6,125,651	6,116,068	6,740,969	6,729,774	6,752,618	

AIRPORT FUND CAPITAL BUDGET PLAN
FISCAL YEARS: 2011, 2012, 2013, 2014 and 2015

Type of Asset	Total Asset Value	Depreciation through 9/30/2011	Net Book Value 9/30/2011	Capital Additions 9/30/2012	Depreciation			
					2012	2013	2014	2015
COLLECTION	12,000.00	-	12,000.00	-	-	-	-	-
LAND	33,185,389.73	-	33,185,389.73	-	-	-	-	-
NON DEPRECIABLE ASSETS	33,197,389.73	-	33,197,389.73	-	-	-	-	-
EQUIPMENT	865,192.98	832,167.85	33,025.13	22,000.00	26,635.00	14,205.00	12,251.00	12,251.00
VEHICLES	2,322,883.46	1,783,492.63	539,390.83	-	116,484.00	103,774.00	103,774.00	103,774.00
BUILDINGS	23,592,536.60	7,302,840.87	16,289,695.73	8,800,000.00	761,279.00	635,098.00	634,708.00	634,708.00
LAND IMPROVEMENT	24,287,561.05	19,374,276.03	4,913,285.02	6,100,000.00	891,324.00	1,422,738.00	1,400,776.00	1,400,776.00
ROADS	2,126,897.24	267,976.92	1,858,920.32	3,500,000.00	141,793.00	376,211.00	376,211.00	376,211.00
DEPRECIABLE ASSETS	53,195,071.33	29,560,754.30	23,634,317.03	18,422,000.00	1,937,515.00	2,552,026.00	2,527,720.00	2,527,720.00
TOTAL ASSETS	86,392,461.06	29,560,754.30	56,831,706.76	18,422,000.00	1,937,515.00	2,552,026.00	2,527,720.00	2,527,720.00
				BUDGET	1,937,515.00	2,552,026.00	2,527,720.00	2,527,720.00

Fund:	51600 - Delinquent Tax Revolving	OAKLAND COUNTY, MICHIGAN						
		FY2013 AND FY2014 AND FY2015 County Executive Budget Recommendation						

Account Number/Description	FY 2011 Actual	FY 2012		FY 2013 Amended Plan	FY 2014 Amended Plan	FY 2013 County Exec. Recommended	FY 2014 County Exec. Recommended	FY 2015 County Exec. Recommended
		Adopted Budget	Amended Budget					

Revenues

Revenue								
Charges for Services								
630294	Collection Fees	4,366,931	6,000,000	6,000,000	6,000,000	6,000,000	6,000,000	6,000,000
630994	Interest and Penalty	2,286,878	250,000	250,000	250,000	250,000	250,000	250,000
631001	Interest on Delinquent Taxes	19,720,678	18,750,000	18,750,000	18,750,000	18,750,000	18,835,396	18,835,396
		26,374,487	25,000,000	25,000,000	25,000,000	25,000,000	25,085,396	25,085,396
Investment Income								
655077	Accrued Interest Adjustments	249,487	0	0	0	0	0	0
655385	Income from Investments	1,139,429	2,000,000	2,000,000	2,000,000	2,000,000	2,000,000	2,000,000
655462	Increase Market Value Invest	(3,972)	0	0	0	0	0	0
655616	Interest Credited	1,177	0	0	0	0	0	0
655770	Interest on Investments	0	22,497	22,497	22,497	22,497	22,497	22,497
		1,386,121	2,022,497	2,022,497	2,022,497	2,022,497	2,022,497	2,022,497
Planned Use of Fund Balance								
665882	Planned Use of Balance	0	9,380,582	9,380,582	0	0	0	0
		0	9,380,582	9,380,582	0	0	0	0
Other Revenues								
670456	Prior Years Adjustments	462,386	0	0	0	0	0	0
		462,386	0	0	0	0	0	0
Revenue		28,222,994	36,403,079	36,403,079	27,022,497	27,022,497	27,022,497	27,107,893
Grand Total Revenues		28,222,994	36,403,079	36,403,079	27,022,497	27,022,497	27,107,893	27,107,893

Expenditures

Personnel								
Salaries								
702010	Salaries Regular	50,618	58,655	58,655	58,655	112,010	58,655	112,597
702030	Holiday	2,256	0	0	0	0	0	0
702050	Annual Leave	4,878	0	0	0	0	0	0
702080	Sick Leave	1,128	0	0	0	0	0	0
702140	Other Miscellaneous Salaries	0	0	0	0	0	315	0
		58,880	58,655	58,655	58,655	112,010	58,970	112,597
Fringe Benefits								
722740	Fringe Benefits	0	0	0	0	0	185	0
722750	Workers Compensation	132	131	131	131	251	131	251
722760	Group Life	279	214	214	214	409	180	345
722770	Retirement	20,641	23,667	23,667	23,667	45,196	22,172	42,340
722780	Hospitalization	16,168	17,945	17,945	17,945	24,255	18,323	24,382
722790	Social Security	4,343	4,487	4,487	4,487	8,569	4,487	8,569
722800	Dental	1,313	1,373	1,373	1,373	1,859	1,377	1,809

Fund: 51600 - Delinquent Tax Revolving	OAKLAND COUNTY, MICHIGAN
FY2013 AND FY2014 AND FY2015 County Executive Budget Recommendation	

Account Number/Description	FY 2011 Actual	FY 2012		FY 2013 Amended Plan	FY 2014 Amended Plan	FY 2013 County Exec. Recommended	FY 2014 County Exec. Recommended	FY 2015 County Exec. Recommended
		Adopted Budget	Amended Budget					
722810 Disability	186	184	184	184	355	849	1,622	1,622
722820 Unemployment Insurance	258	223	223	223	426	217	414	414
722850 Optical	24	26	26	26	59	77	122	122
722900 Fringe Benefit Adjustments	0	0	0	0	0	0	281	281
	43,344	48,250	48,250	48,250	81,379	47,998	80,135	80,135
Personnel	102,224	106,905	106,905	106,905	193,389	106,968	192,732	192,732
Operating Expenses								
Contractual Services								
730065 Administrative Overhead	21,673	20,000	20,000	20,000	20,000	20,000	20,000	20,000
730926 Indirect Costs	49,933	200,000	200,000	200,000	200,000	200,000	200,000	200,000
731073 Legal Services	53,830	40,000	40,000	40,000	40,000	40,000	40,000	40,000
731388 Printing	900	250	250	250	250	250	250	250
731458 Professional Services	159,856	200,000	200,000	200,000	200,000	200,000	200,000	200,000
796500 Budgeted Equity Adjustments	0	0	0	4,699,480	4,869,220	2,999,417	3,255,273	3,255,273
	286,193	460,250	460,250	5,159,730	5,329,470	3,459,667	3,715,523	3,715,523
Interest on Debt								
765031 Interest Expense	405,685	1,750,000	1,750,000	1,750,000	1,750,000	1,750,000	1,750,000	1,750,000
	405,685	1,750,000	1,750,000	1,750,000	1,750,000	1,750,000	1,750,000	1,750,000
Operating Expenses	691,878	2,210,250	2,210,250	6,909,730	7,079,470	5,209,667	5,465,523	5,465,523
Internal Support								
Internal Services	0	0	0	0	0	0	0	0
Internal Support	0	0	0	0	0	0	0	0
Transfers/Other Sources (Uses)								
Transfers Out								
788001 Transfers Out	33,769,842	34,085,924	34,085,924	20,005,862	19,749,638	21,705,862	21,449,638	21,449,638
	33,769,842	34,085,924	34,085,924	20,005,862	19,749,638	21,705,862	21,449,638	21,449,638
Transfers/Other Sources (Uses)	33,769,842	34,085,924	34,085,924	20,005,862	19,749,638	21,705,862	21,449,638	21,449,638
Grand Total Expenditures	34,563,943	36,403,079	36,403,079	27,022,497	27,022,497	27,022,497	27,107,893	27,107,893

Fund:	51800 - Delinqt Personal Prop Tax Adm	OAKLAND COUNTY, MICHIGAN						
		FY2013 AND FY2014 AND FY2015 County Executive Budget Recommendation						

Account Number/Description	FY 2011 Actual	FY 2012		FY 2013 Amended Plan	FY 2014 Amended Plan	FY 2013 County Exec. Recommended	FY 2014 County Exec. Recommended	FY 2015 County Exec. Recommended
		Adopted Budget	Amended Budget					
Revenues								
Revenue								
Charges for Services								
630014 Administration Fees	894,880	900,000	900,000	900,000	900,000	900,000	900,000	900,000
631253 Miscellaneous	0	114,858	114,858	114,858	114,858	114,858	114,858	114,858
631869 Reimb Salaries	0	2,300	2,300	2,300	2,300	2,300	2,300	2,300
	894,880	1,017,158	1,017,158	1,017,158	1,017,158	1,017,158	1,017,158	1,017,158
Investment Income								
655077 Accrued Interest Adjustments	(415)	0	0	0	0	0	0	0
655385 Income from Investments	32,426	125,000	125,000	125,000	125,000	125,000	125,000	125,000
	32,011	125,000	125,000	125,000	125,000	125,000	125,000	125,000
Planned Use of Fund Balance								
665882 Planned Use of Balance	0	1,690,687	1,690,687	0	0	0	0	0
	0	1,690,687	1,690,687	0	0	0	0	0
Revenue	926,890	2,832,845	2,832,845	1,142,158	1,142,158	1,142,158	1,142,158	1,142,158
Grand Total Revenues	926,890	2,832,845	2,832,845	1,142,158	1,142,158	1,142,158	1,142,158	1,142,158

Expenditures

Personnel								
Salaries								
702010 Salaries Regular	340,481	397,358	397,358	397,358	397,358	397,358	401,332	401,332
702030 Holiday	12,610	0	0	0	0	0	0	0
702050 Annual Leave	24,591	0	0	0	0	0	0	0
702080 Sick Leave	4,905	0	0	0	0	0	0	0
702140 Other Miscellaneous Salaries	0	0	0	0	0	2,520	0	0
702200 Death Leave	463	0	0	0	0	0	0	0
702360 Short Term Disability	4,109	0	0	0	0	0	0	0
712020 Overtime	16	0	0	0	0	0	0	0
	387,176	397,358	397,358	397,358	397,358	399,878	401,332	401,332
Fringe Benefits								
722740 Fringe Benefits	0	0	0	0	0	1,480	0	0
722750 Workers Compensation	858	892	892	892	892	892	892	892
722760 Group Life	1,403	1,493	1,493	1,493	1,493	1,225	1,225	1,225
722770 Retirement	121,055	161,790	161,790	161,790	161,790	151,658	151,658	151,658
722780 Hospitalization	46,386	74,874	74,874	74,874	74,874	85,552	85,552	85,552
722790 Social Security	26,364	30,399	30,399	30,399	30,399	30,399	30,399	30,399
722800 Dental	4,788	6,448	6,448	6,448	6,448	6,293	6,293	6,293
722810 Disability	1,099	1,294	1,294	1,294	1,294	5,755	5,755	5,755
722820 Unemployment Insurance	1,680	1,509	1,509	1,509	1,509	1,471	1,471	1,471
722850 Optical	283	375	375	375	375	728	728	728
722900 Fringe Benefit Adjustments	0	0	0	0	0	0	1,903	1,903

Fund:	51800 - Delinq Personal Prop Tax Adm	OAKLAND COUNTY, MICHIGAN
FY2013 AND FY2014 AND FY2015 County Executive Budget Recommendation		

Account Number/Description	FY 2011 Actual	FY 2012		FY 2013 Amended Plan	FY 2014 Amended Plan	FY 2013 County Exec. Recommended	FY 2014 County Exec. Recommended	FY 2015 County Exec. Recommended
		Adopted Budget	Amended Budget					
	203,916	279,074	279,074	279,074	279,074	285,453	285,876	285,876
Personnel	591,092	676,432	676,432	676,432	676,432	685,331	687,208	687,208
Operating Expenses								
Contractual Services								
730114 Auction Expense	524	1,000	1,000	1,000	1,000	1,000	1,000	1,000
730926 Indirect Costs	174,258	84,121	84,121	84,121	84,121	84,121	84,121	84,121
731115 Licenses and Permits	0	200	200	200	200	200	200	200
731213 Membership Dues	0	270	270	270	270	270	270	270
731241 Miscellaneous	0	105	105	105	105	105	105	105
731346 Personal Mileage	109	55	55	55	55	55	55	55
731388 Printing	170	0	0	0	0	0	0	0
731458 Professional Services	69,182	169,227	169,227	169,227	169,227	169,227	169,227	169,227
731500 Public Information	203	0	0	0	0	0	0	0
731773 Software Rental Lease Purchase	0	500	500	500	500	500	500	500
732018 Travel and Conference	0	700	700	700	700	700	700	700
796500 Budgeted Equity Adjustments	0	0	0	75,259	71,042	63,681	57,798	57,395
	244,447	256,178	256,178	331,437	327,220	319,859	313,976	313,573
Commodities								
750168 FA Proprietary Equipment Exp	0	2,000	2,000	2,000	2,000	2,000	2,000	2,000
750392 Metered Postage	3,072	5,693	5,693	5,693	5,693	5,693	5,693	5,693
750399 Office Supplies	0	2,500	2,500	2,500	2,500	2,500	2,500	2,500
750448 Postage-Standard Mailing	0	10,000	10,000	10,000	10,000	10,000	10,000	10,000
	3,072	20,193	20,193	20,193	20,193	20,193	20,193	20,193
Operating Expenses	247,519	276,371	276,371	351,630	347,413	340,052	334,169	333,766
Internal Support								
Internal Services								
770631 Bldg Space Cost Allocation	68,107	71,012	71,012	71,066	75,283	71,309	75,315	75,718
774677 Insurance Fund	1,887	1,886	1,886	1,886	1,886	1,888	1,888	1,888
776659 Motor Pool Fuel Charges	8,536	8,031	8,031	8,031	8,031	8,031	8,031	8,031
776661 Motor Pool	30,282	27,500	27,500	27,500	27,500	30,000	30,000	30,000
778675 Telephone Communications	5,252	5,613	5,613	5,613	5,613	5,547	5,547	5,547
	114,064	114,042	114,042	114,096	118,313	116,775	120,781	121,184
Internal Support	114,064	114,042	114,042	114,096	118,313	116,775	120,781	121,184
Transfers/Other Sources (Uses)								
Transfers Out								
788001 Transfers Out	1,766,000	1,766,000	1,766,000	0	0	0	0	0
	1,766,000	1,766,000	1,766,000	0	0	0	0	0
Transfers/Other Sources (Uses)	1,766,000	1,766,000	1,766,000	0	0	0	0	0
Grand Total Expenditures	2,718,674	2,832,845	2,832,845	1,142,158	1,142,158	1,142,158	1,142,158	1,142,158

Fund:	53100 - Fire Records Management	OAKLAND COUNTY, MICHIGAN						
		FY2013 AND FY2014 AND FY2015 County Executive Budget Recommendation						

Account Number/Description	FY 2011 Actual	FY 2012		FY 2013 Amended Plan	FY 2014 Amended Plan	FY 2013 County Exec. Recommended	FY 2014 County Exec. Recommended	FY 2015 County Exec. Recommended
		Adopted Budget	Amended Budget					
Revenues								
Revenue								
Charges for Services								
631442	Outside Agencies	147,228	143,395	143,395	143,395	142,000	142,000	142,000
631460	Participation Fees	15,233	20,000	20,000	20,000	20,000	20,000	20,000
631687	Rebilled Charges	35,528	42,600	42,600	42,600	35,000	35,000	35,000
		197,988	205,995	205,995	205,995	197,000	197,000	197,000
Investment Income								
655077	Accrued Interest Adjustments	55	0	0	0	0	0	0
655385	Income from Investments	3,563	2,000	2,000	2,000	3,000	3,000	3,000
		3,618	2,000	2,000	2,000	3,000	3,000	3,000
Planned Use of Fund Balance								
665882	Planned Use of Balance	0	10,917	10,917	10,926	8,742	11,165	14,927
		0	10,917	10,917	10,926	8,742	11,165	14,927
		201,606	218,912	218,912	218,921	221,230	208,742	211,165
								214,927
Revenue								
Other Financing Sources								
Transfers In								
695500	Transfers In	426,450	430,185	430,185	430,185	430,185	430,185	430,185
		426,450	430,185	430,185	430,185	430,185	430,185	430,185
		426,450	430,185	430,185	430,185	430,185	430,185	430,185
Other Financing Sources								
		426,450	430,185	430,185	430,185	430,185	430,185	430,185
Grand Total Revenues								
		628,056	649,097	649,097	649,106	651,415	638,927	645,112

Expenditures

Personnel								
Salaries								
702010	Salaries Regular	181,419	209,137	209,137	209,137	211,229	209,137	213,340
702030	Holiday	8,182	0	0	0	0	0	0
702050	Annual Leave	13,222	0	0	0	0	0	0
702080	Sick Leave	4,353	0	0	0	0	0	0
702140	Other Miscellaneous Salaries	0	0	0	0	0	945	0
712020	Overtime	8,646	7,000	7,000	7,000	7,000	7,000	7,000
712040	Holiday Overtime	224	0	0	0	0	0	0
712090	On Call	6,902	20,000	20,000	20,000	20,000	20,000	20,000
		222,949	236,137	236,137	236,137	238,229	237,082	240,340
Fringe Benefits								
722740	Fringe Benefits	0	0	0	0	0	555	0
722750	Workers Compensation	499	468	468	468	468	468	468
722760	Group Life	996	738	738	738	738	642	642
722770	Retirement	82,732	86,389	86,389	86,389	86,389	83,172	83,172
722780	Hospitalization	50,662	57,294	57,294	57,294	57,294	54,969	54,969

Fund:	53100 - Fire Records Management	OAKLAND COUNTY, MICHIGAN
		FY2013 AND FY2014 AND FY2015 County Executive Budget Recommendation

Account Number/Description	FY 2011 Actual	FY 2012		FY 2013 Amended Plan	FY 2014 Amended Plan	FY 2013 County Exec. Recommended	FY 2014 County Exec. Recommended	FY 2015 County Exec. Recommended
		Adopted Budget	Amended Budget					
722790 Social Security	16,629	16,000	16,000	16,000	16,000	16,000	16,000	16,000
722800 Dental	4,054	4,297	4,297	4,297	4,297	4,065	4,065	4,065
722810 Disability	639	619	619	619	619	3,028	3,028	3,028
722820 Unemployment Insurance	978	794	794	794	794	774	774	774
722850 Optical	155	151	151	151	151	291	291	291
722900 Fringe Benefit Adjustments	0	10,557	10,557	10,557	10,557	12,015	13,650	15,300
	157,345	177,307	177,307	177,307	177,307	175,979	177,059	178,709
Personnel	380,293	413,444	413,444	413,444	415,536	413,061	415,287	419,049
Operating Expenses								
Contractual Services								
730324 Communications	29,134	35,000	35,000	35,000	35,000	29,000	29,000	29,000
730646 Equipment Maintenance	0	5,000	5,000	5,000	5,000	1,000	1,000	1,000
730926 Indirect Costs	54,900	50,000	50,000	50,000	50,000	50,000	50,000	50,000
731346 Personal Mileage	584	1,750	1,750	1,750	1,750	1,000	1,000	1,000
731780 Software Support Maintenance	77,558	75,000	75,000	75,000	75,000	79,000	79,000	79,000
732018 Travel and Conference	0	5,000	5,000	5,000	5,000	4,000	4,000	4,000
732165 Workshops and Meeting	8	0	0	0	0	0	0	0
	162,184	171,750	171,750	171,750	171,750	164,000	164,000	164,000
Commodities								
750154 Expendable Equipment	0	10,000	10,000	10,000	10,000	7,000	7,000	7,000
750399 Office Supplies	4	0	0	0	0	0	0	0
	4	10,000	10,000	10,000	10,000	7,000	7,000	7,000
Operating Expenses	162,188	181,750	181,750	181,750	181,750	171,000	171,000	171,000
Internal Support								
Internal Services								
773535 Info Tech CLEMIS	413	400	400	400	400	400	400	400
773630 Info Tech Development	2,767	0	0	0	0	0	0	0
774636 Info Tech Operations	53,532	52,666	52,666	52,675	52,892	53,670	53,867	53,867
774677 Insurance Fund	207	206	206	206	206	207	207	207
778675 Telephone Communications	586	631	631	631	631	589	589	589
	57,505	53,903	53,903	53,912	54,129	54,866	55,063	55,063
Internal Support	57,505	53,903	53,903	53,912	54,129	54,866	55,063	55,063
Grand Total Expenditures	599,987	649,097	649,097	649,106	651,415	638,927	641,350	645,112

CAPITAL BUDGET PLAN FOR FIRE RECORDS MANAGEMENT FUND 53100

<u>Asset Category</u>	<u>Cost</u> <u>3/31/2011</u>	<u>Accumulated</u> <u>Depreciation</u>	<u>Net Book</u> <u>Value</u> <u>3/31/2011</u>	<u>Remaining</u> <u>FY 2011</u>	<u>Projected Depreciation</u>			
					<u>FY 2012</u>	<u>FY 2013</u>	<u>FY 2014</u>	
Equipment > \$5,000	\$ 124,793	\$ 124,793	\$ -	\$ -	\$ -	\$ -	\$ -	\$ -
Computer software	409,196	409,196	-	-	-	-	-	-
	\$ 533,989	\$ 533,989	\$ -	\$ -	\$ -	\$ -	\$ -	\$ -

Capital Program

Equipment > \$5,000	\$ -	\$ -	\$ -	\$ -
---------------------	------	------	------	------

Useful life of assets:

Technology equipment (over \$5,000)	3 years
Equipment over \$50,000	5 years
Intangible assets (infrastructure, software, etc.)	5 years

Fund: 50800 - Parks and Recreation	OAKLAND COUNTY, MICHIGAN
FY2013 AND FY2014 AND FY2015 County Executive Budget Recommendation	

Account Number/Description	FY 2011 Actual	FY 2012		FY 2013 Amended Plan	FY 2014 Amended Plan	FY 2013 County Exec. Recommended	FY 2014 County Exec. Recommended	FY 2015 County Exec. Recommended
		Adopted Budget	Amended Budget					

Revenues

Revenue

Property taxes

601208	Delinquent Tax Prior Years	36,493	30,000	30,000	30,000	30,000	30,000	30,000
601637	Property Tax Levy	12,659,942	11,654,000	11,654,000	11,305,000	11,192,000	11,220,000	11,342,900
		12,696,435	11,684,000	11,684,000	11,335,000	11,222,000	11,250,000	11,372,900

Charges for Services

630084	Antenna Site Management	52,650	53,484	53,484	53,484	53,484	54,343	55,228	59,866
630301	Commission Contracts	1,479	1,050	1,050	1,050	1,050	1,400	1,400	1,400
630308	Commission Food Services	527,806	525,100	525,100	525,100	525,100	613,000	614,300	614,300
630469	Deck Tennis	6,250	6,305	6,305	6,305	6,305	6,305	6,305	6,305
630644	Entrance Fees Gen Admission	1,907,537	1,650,000	1,650,000	1,650,000	1,650,000	1,692,000	1,662,000	1,662,000
630651	Entrance Fees Swimming Class	600	0	0	0	0	0	0	0
630693	Fees Camping	842,082	783,000	783,000	783,000	783,000	841,000	841,000	841,000
630700	Fees Day Use	561,812	565,250	565,250	565,250	565,250	571,500	570,750	570,750
630707	Fees Driving Range	57,601	75,000	75,000	75,000	75,000	65,000	65,000	65,000
630847	Greens Fees	2,239,009	2,394,000	2,394,000	2,394,000	2,394,000	2,665,900	2,665,900	2,665,900
631001	Interest on Delinquent Taxes	(9,026)	(8,000)	(8,000)	(8,000)	(8,000)	(8,000)	(8,000)	(8,000)
631127	Maintenance Contracts	5,079	12,500	12,500	12,500	12,500	12,500	12,500	12,500
631253	Miscellaneous	13,088	5,100	5,100	5,100	5,100	5,600	5,600	5,600
631330	NSF Check Fees	200	25	25	25	25	25	25	25
631799	Reimb Contracts	12,123	11,600	11,600	11,600	11,600	11,600	11,600	11,600
631911	Rent House	95,388	67,186	67,186	67,186	67,186	87,750	85,594	85,594
631918	Rental Equipment	112,031	111,720	111,720	111,720	111,720	111,220	111,720	111,720
631925	Rental Facilities	148,570	162,875	229,422	362,515	362,515	368,415	366,715	366,715
631932	Rental Golf Carts	943,117	1,074,900	1,074,900	1,074,900	1,074,900	999,900	999,900	999,900
631946	Rental Units or Events	163,202	129,525	129,525	129,525	129,525	178,000	178,000	178,000
632037	Sales Pro Shop	123,605	131,575	132,242	133,575	133,575	127,975	128,475	128,475
632128	Special and Sanctioned Races	4,683	3,475	3,475	3,475	3,475	5,500	3,475	3,475
632135	Special Contracts	139,509	225,730	225,730	225,730	225,730	140,690	156,690	156,690
632261	Temporary Licenses	9,000	0	0	0	0	0	0	0
632443	Water Feature Ride	29,102	25,000	25,000	25,000	25,000	25,000	25,000	25,000
632471	Weekly Races	3,901	2,500	2,500	2,500	2,500	5,000	2,500	2,500
		7,990,396	8,008,900	8,076,114	8,210,540	8,210,540	8,581,623	8,561,677	8,566,315

Contributions

650104	Contributions Operating	31,579	20,400	20,400	20,400	20,400	11,000	11,000	11,000
		31,579	20,400	20,400	20,400	20,400	11,000	11,000	11,000

Investment Income

655077	Accrued Interest Adjustments	25,228	12,000	12,000	12,000	12,000	12,000	12,000	12,000
655385	Income from Investments	298,775	250,000	250,000	250,000	250,000	250,000	250,000	250,000
655462	Increase Market Value Invest	37,964	0	0	0	0	0	0	0
		361,967	262,000	262,000	262,000	262,000	262,000	262,000	262,000

Fund:	50800 - Parks and Recreation	OAKLAND COUNTY, MICHIGAN						
		FY2013 AND FY2014 AND FY2015 County Executive Budget Recommendation						

Account Number/Description	FY 2011 Actual	FY 2012		FY 2013 Amended Plan	FY 2014 Amended Plan	FY 2013 County Exec. Recommended	FY 2014 County Exec. Recommended	FY 2015 County Exec. Recommended	
		Adopted Budget	Amended Budget						
Planned Use of Fund Balance									
665882	Planned Use of Balance	0	3,131,700	3,131,700	3,476,700	3,695,885	2,827,737	2,989,902	2,847,055
		0	3,131,700	3,131,700	3,476,700	3,695,885	2,827,737	2,989,902	2,847,055
Other Revenues									
670114	Cash Overages	1,502	0	0	0	0	0	0	0
670513	Prior Years Revenue	23,214	0	0	0	0	0	0	0
670570	Refund Prior Years Expenditure	139	0	0	0	0	0	0	0
670627	Sale of Equipment	6,331	0	0	0	250	0	0	0
670741	Sale of Scrap	3,495	0	0	0	400	0	0	0
		34,681	0	0	0	650	0	0	0
Gain or Loss on Exchg of Asset									
675354	Gain on Sale of Equip	4,293	0	0	0	0	0	0	0
		4,293	0	0	0	0	0	0	0
Revenue		21,119,352	23,107,000	23,174,214	23,304,640	23,410,825	22,933,010	23,074,579	23,059,270
Other Financing Sources									
Capital Contributions									
690189	Capital Asset Contributions	1,506,000	0	0	0	0	0	0	0
		1,506,000	0	0	0	0	0	0	0
Transfers In									
695500	Transfers In	142	0	0	0	0	0	0	0
		142	0	0	0	0	0	0	0
Other Financing Sources		1,506,142	0	0	0	0	0	0	0
Grand Total Revenues		22,625,494	23,107,000	23,174,214	23,304,640	23,410,825	22,933,010	23,074,579	23,059,270

Expenditures

Personnel									
Salaries									
702010	Salaries Regular	6,760,554	3,829,866	3,848,102	3,944,875	3,983,771	5,893,398	5,952,298	5,964,044
702030	Holiday	142,695	0	0	0	0	0	0	0
702050	Annual Leave	281,510	0	0	0	0	0	0	0
702080	Sick Leave	85,113	0	0	0	0	0	0	0
702100	Retroactive	4,022	0	0	0	0	0	0	0
702120	Jury Duty	829	0	0	0	0	0	0	0
702140	Other Miscellaneous Salaries	1,000	0	0	0	0	22,680	0	0
702160	Summer Help	0	3,993,872	3,993,872	4,045,135	4,085,585	1,530,000	1,548,315	1,548,515
702190	Workers Compensation Pay	5,289	0	0	0	0	0	0	0
702200	Death Leave	8,959	0	0	0	0	0	0	0
702360	Short Term Disability	54,290	0	0	0	0	0	0	0
712020	Overtime	131,605	122,205	122,872	124,455	124,455	134,155	130,955	130,955
712040	Holiday Overtime	6,029	0	0	0	0	0	0	0
		7,481,895	7,945,943	7,964,846	8,114,465	8,193,811	7,580,233	7,631,568	7,643,514

Fund: 50800 - Parks and Recreation	OAKLAND COUNTY, MICHIGAN
FY2013 AND FY2014 AND FY2015 County Executive Budget Recommendation	

Account Number/Description	FY 2011 Actual	FY 2012		FY 2013 Amended Plan	FY 2014 Amended Plan	FY 2013 County Exec. Recommended	FY 2014 County Exec. Recommended	FY 2015 County Exec. Recommended
		Adopted Budget	Amended Budget					
Fringe Benefits								
722740 Fringe Benefits	0	2,793,870	2,811,245	2,882,195	2,910,034	34,220	34,220	34,562
722750 Workers Compensation	71,600	0	0	0	0	79,945	79,945	79,945
722760 Group Life	17,407	0	0	0	0	11,636	11,636	11,636
722770 Retirement	1,317,922	0	0	0	0	1,359,181	1,368,011	1,367,861
722780 Hospitalization	791,559	0	0	0	0	947,092	947,092	947,092
722790 Social Security	348,908	0	0	0	0	339,642	339,642	339,642
722800 Dental	63,993	0	0	0	0	63,705	63,705	63,705
722810 Disability	12,248	0	0	0	0	54,664	54,664	54,664
722820 Unemployment Insurance	32,665	0	0	0	0	28,314	28,314	28,314
722850 Optical	3,904	0	0	0	0	6,793	6,793	6,793
	2,660,206	2,793,870	2,811,245	2,882,195	2,910,034	2,925,192	2,934,022	2,934,214
Personnel	10,142,101	10,739,813	10,776,091	10,996,660	11,103,845	10,505,425	10,565,590	10,577,728
Operating Expenses								
Contractual Services								
730037 Adj Prior Years Exp	89,216	0	0	0	0	0	0	0
730093 Appraisal Fees	1,000	0	0	0	0	1,000	1,000	1,000
730121 Bank Charges	4,911	7,002	7,002	7,027	7,027	75,330	76,330	76,330
730198 Building Maintenance Charges	446,522	591,730	599,822	627,330	627,330	660,625	1,073,006	951,309
730240 Cash Shortage	1,405	0	0	0	0	0	0	0
730247 Charge Card Fee	63,759	70,390	70,390	70,890	70,890	72,160	72,410	72,660
730359 Contingency	0	1,088,400	1,091,376	864,021	863,021	0	0	0
730373 Contracted Services	34,099	127,990	127,990	127,990	127,990	168,600	175,990	175,990
730429 Custodial Services	37,560	31,990	31,990	38,640	38,640	25,400	25,400	25,400
730520 Design Fees	0	15,000	15,000	15,000	15,000	63,000	30,000	15,000
730562 Electrical Service	553,932	656,805	656,805	662,995	662,995	669,032	669,032	669,032
730611 Employees Medical Exams	624	0	0	0	0	0	0	0
730646 Equipment Maintenance	438,483	490,605	490,938	491,855	491,855	490,925	486,925	506,925
730653 Equipment Rental	5,903	13,200	13,367	13,700	13,700	14,450	14,450	14,450
730709 Fees - Per Diems	2,473	4,900	4,900	4,900	4,900	3,000	3,000	3,000
730786 Garbage and Rubbish Disposal	31,375	36,445	36,812	37,545	37,545	37,002	38,072	38,072
730789 General Program Administration	0	79,350	79,350	79,350	79,350	84,000	84,000	84,000
730810 Greenhouse Allocation	0	0	0	0	0	50,355	50,355	50,355
730814 Grounds Maintenance	974,926	1,102,795	1,111,728	1,129,795	1,129,795	1,589,209	1,176,564	1,136,564
730926 Indirect Costs	554,015	609,420	609,420	609,420	609,420	580,000	590,000	600,000
731059 Laundry and Cleaning	8,591	10,910	10,910	11,055	11,055	10,340	10,765	10,765
731115 Licenses and Permits	2,689	0	0	0	0	13,090	2,350	2,350
731136 Logos Trademarks Intellect Prp	4,849	4,125	4,125	4,500	4,500	3,550	3,750	3,750
731143 Mail Handling-Postage Svc	98	1,000	1,000	1,000	1,000	250	500	750
731213 Membership Dues	10,356	14,727	14,844	15,265	15,265	15,776	15,640	15,640
731241 Miscellaneous	40,369	62,860	63,193	64,210	64,210	63,510	71,410	71,410
731269 Natural Gas	272,298	305,505	305,505	309,185	309,185	323,180	323,180	323,180
731339 Periodicals Books Publ Sub	762	3,593	3,593	3,755	3,755	3,180	3,180	3,180
731346 Personal Mileage	16,284	17,975	18,142	18,600	18,600	17,650	18,600	18,600

Fund:	50800 - Parks and Recreation	OAKLAND COUNTY, MICHIGAN							
		FY2013 AND FY2014 AND FY2015 County Executive Budget Recommendation							

Account Number/Description	FY 2011 Actual	FY 2012		FY 2013 Amended Plan	FY 2014 Amended Plan	FY 2013 County Exec. Recommended	FY 2014 County Exec. Recommended	FY 2015 County Exec. Recommended	
		Adopted Budget	Amended Budget						
731388	Printing	37,100	0	167	500	500	53,450	37,200	37,450
731500	Public Information	191,708	172,600	172,600	172,600	172,600	275,000	275,000	275,000
731577	Refund Prior Years Revenue	352	0	0	0	0	0	0	0
731626	Rent	0	14,163	14,163	14,163	14,163	14,163	14,163	14,163
731633	Rental Property Maintenance	11,044	14,400	14,400	14,400	14,400	23,000	21,000	21,000
731689	Security Expense	698,636	693,350	693,350	693,350	693,350	712,910	714,910	719,910
731780	Software Support Maintenance	3,400	9,500	9,500	9,500	9,500	9,500	9,500	9,500
731836	Sponsorship	1,000	0	0	0	0	8,000	8,000	8,000
731941	Training	19,150	32,145	32,145	32,295	32,295	32,195	32,295	32,795
732018	Travel and Conference	18,990	40,355	40,622	42,730	42,730	51,215	46,130	47,930
732020	Travel Employee Taxable Meals	0	300	300	300	300	1,000	1,000	1,000
732039	Twp and City Treas Bonds	2,199	2,850	2,850	2,850	2,850	2,500	2,550	2,600
732048	Uncollectible NSF Checks	442	0	0	0	0	0	0	0
732102	Water and Sewage Charges	117,067	231,700	231,700	231,700	231,700	229,251	229,251	229,251
732165	Workshops and Meeting	2,577	2,400	2,400	2,400	2,400	2,400	2,400	2,400
		4,700,164	6,560,480	6,582,399	6,424,816	6,423,816	6,449,198	6,409,308	6,270,711
Non-Departmental		0	0	0	0	0	0	0	0
Commodities									
750063	Custodial Supplies	64,257	65,225	66,144	68,732	68,732	71,212	71,932	71,932
750154	Expendable Equipment	32,424	233,400	235,100	238,500	238,500	308,600	285,650	285,650
750287	Maintenance Supplies	6,468	3,000	3,000	3,000	3,000	3,000	3,000	3,000
750385	Merchandise	85,409	91,275	91,442	92,350	92,350	95,400	95,700	95,700
750392	Metered Postage	5,850	18,400	18,400	18,400	18,400	8,400	10,000	12,000
750399	Office Supplies	79,976	149,350	149,433	153,050	153,050	92,950	115,450	118,200
750448	Postage-Standard Mailing	7,538	1,000	1,000	1,000	1,000	7,000	8,000	8,000
750476	Recreation Supplies	135,582	145,590	145,590	148,415	148,415	155,335	151,765	151,765
750504	Small Tools	67,220	78,360	78,660	79,460	79,460	142,000	88,960	88,960
750511	Special Event Supplies	141,643	171,330	171,497	177,930	177,930	166,265	177,215	177,215
750581	Uniforms	42,770	59,230	59,270	59,720	59,720	60,876	60,955	61,355
		669,138	1,016,160	1,019,536	1,040,557	1,040,557	1,111,038	1,068,627	1,073,777
Depreciation									
761042	Depreciation Park Improvements	1,896,640	2,163,500	2,163,500	2,164,100	2,164,100	2,051,500	2,051,500	2,051,500
761084	Depreciation Buildings	641,835	655,150	655,150	675,600	675,600	713,000	713,000	713,000
761107	Depreciation Computer Equip	2,091	0	0	0	0	0	0	0
761121	Depreciation Equipment	275,939	259,000	259,000	259,000	259,000	278,900	278,900	278,900
761156	Depreciation Vehicles	46,220	33,000	33,000	33,000	33,000	47,500	47,500	47,500
		2,862,726	3,110,650	3,110,650	3,131,700	3,131,700	3,090,900	3,090,900	3,090,900
Operating Expenses		8,232,028	10,687,290	10,712,585	10,597,073	10,596,073	10,651,136	10,568,835	10,435,388
Internal Support									
Internal Services									
770667	Convenience Copier	4,007	3,800	3,800	3,800	3,800	4,200	4,200	4,200
771639	Drain Equipment	11,209	25,100	25,100	25,100	25,100	25,100	25,100	25,100

Fund:	50800 - Parks and Recreation	OAKLAND COUNTY, MICHIGAN							
		FY2013 AND FY2014 AND FY2015 County Executive Budget Recommendation							

Account Number/Description	FY 2011 Actual	FY 2012		FY 2013 Amended Plan	FY 2014 Amended Plan	FY 2013 County Exec. Recommended	FY 2014 County Exec. Recommended	FY 2015 County Exec. Recommended
		Adopted Budget	Amended Budget					
773630 Info Tech Development	328,345	300,000	300,000	300,000	300,000	352,000	452,000	502,000
774636 Info Tech Operations	530,766	486,797	487,797	494,930	494,930	494,000	545,500	597,000
774677 Insurance Fund	222,420	245,550	247,147	252,890	252,890	249,890	249,890	249,890
775667 Mail Room	5,952	0	0	0	0	0	0	0
775754 Maintenance Department Charges	26,466	27,755	30,540	36,735	36,735	41,772	41,772	41,772
776659 Motor Pool Fuel Charges	116,351	123,365	123,365	123,710	123,710	131,445	133,340	133,840
776661 Motor Pool	286,557	309,930	309,930	312,450	312,450	323,490	331,920	333,920
776666 Print Shop	1,381	0	0	0	0	0	0	0
778675 Telephone Communications	153,733	157,600	157,859	161,292	161,292	154,552	156,432	158,432
	1,687,186	1,679,897	1,685,538	1,710,907	1,710,907	1,776,449	1,940,154	2,046,154
Internal Support	1,687,186	1,679,897	1,685,538	1,710,907	1,710,907	1,776,449	1,940,154	2,046,154
Grand Total Expenditures	20,061,315	23,107,000	23,174,214	23,304,640	23,410,825	22,933,010	23,074,579	23,059,270

**Oakland County Parks and Recreation Commission
FY 2013 - FY 2015 Capital Improvement Plan Summary**

Park	Project Type					TOTAL
	Higher <<<	PRIORITY	>>>	Lower		
	Health, Safety & Welfare	Regulatory	Customer Service - Revenue Generation	Customer Service - Operational Savings	Customer Service	
<u>Project Status: Active</u>						
Administration	\$0	\$0	\$0	\$155,000	\$0	\$155,000
Addison Conference Center	\$0	\$0	\$0	\$0	\$30,000	\$30,000
Addison Oaks	\$15,000	\$0	\$141,250	\$31,000	\$10,000	\$197,250
Catalpa Oaks	\$0	\$0	\$0	\$10,000	\$0	\$10,000
County Market	\$0	\$33,000	\$0	\$30,000	\$15,000	\$78,000
Glen Oaks	\$45,000	\$600,000	\$0	\$158,000	\$70,000	\$873,000
Groveland Oaks	\$15,000	\$256,000	\$45,000	\$132,438	\$0	\$448,438
Highland Oaks	\$0	\$0	\$0	\$0	\$80,000	\$80,000
Independence Oaks	\$55,000	\$9,000	\$15,000	\$10,000	\$0	\$89,000
Lyon Oaks	\$0	\$0	\$0	\$12,152	\$0	\$12,152
Lyon Oaks Golf	\$0	\$0	\$110,000	\$117,000	\$0	\$227,000
Orion Oaks	\$0	\$0	\$130,000	\$0	\$0	\$130,000
Red Oaks	\$0	\$0	\$0	\$70,000	\$27,000	\$97,000
Red Oaks Golf	\$0	\$0	\$25,000	\$95,000	\$0	\$120,000
Springfield Oaks	\$140,000	\$0	\$0	\$0	\$0	\$140,000
Springfield Oaks Golf	\$0	\$150,000	\$40,000	\$100,000	\$0	\$290,000
Waterford Oaks	\$150,000	\$110,000	\$0	\$0	\$0	\$260,000
White Lake Oaks	\$0	\$0	\$0	\$40,000	\$0	\$40,000
<u>Project Status: CIP Contingency</u>						
Administration	\$0	\$0	\$1,000,000	\$0	\$0	\$1,000,000
<u>Project Status: Completed</u>						
Addison Oaks	\$0	\$494,788	\$0	\$0	\$0	\$494,788
Highland Oaks	\$14,103	\$0	\$0	\$0	\$0	\$14,103
Independence Oaks	\$0	\$56,548	\$0	\$0	\$0	\$56,548
Springfield Oaks	\$0	\$166,976	\$0	\$0	\$0	\$166,976
<u>Project Status: In-Progress</u>						
Catalpa Oaks	\$0	\$65,016	\$852,993	\$0	\$135,660	\$1,053,669
Highland Oaks	\$0	\$348,200	\$0	\$0	\$0	\$348,200
Independence Oaks	\$193,000	\$78,675	\$0	\$0	\$0	\$271,675
Lyon Oaks	\$0	\$117,039	\$0	\$0	\$0	\$117,039
Red Oaks Waterpark	\$0	\$314,000	\$0	\$0	\$0	\$314,000

**Oakland County Parks and Recreation Commission
FY 2013 - FY 2015 Capital Improvement Plan Summary**

Park	Project Type					TOTAL
	Higher	<<<	PRIORITY	>>>	Lower	
	Health, Safety & Welfare	Regulatory	Customer Service - Revenue Generation	Customer Service - Operational Savings	Customer Service	
Rose Oaks	\$0	\$731,500	\$0	\$0	\$0	\$731,500
Waterford Oaks Water Park	\$0	\$0	\$40,000	\$0	\$0	\$40,000
Project Status: Land Acquisition						
Administration	\$0	\$0	\$3,000,000	\$0	\$0	\$3,000,000
Project Status: Pending						
Addison Oaks	\$0	\$0	\$0	\$0	\$25,000	\$25,000
Glen Oaks	\$0	\$0	\$0	\$45,000	\$0	\$45,000
Groveland Oaks	\$0	\$0	\$0	\$400,000	\$0	\$400,000
Lyon Oaks	\$0	\$0	\$0	\$0	\$40,000	\$40,000
Red Oaks Waterpark	\$0	\$0	\$0	\$70,000	\$0	\$70,000
Springfield Oaks	\$5,000	\$60,000	\$0	\$30,000	\$0	\$95,000
Waterford Oaks	\$0	\$0	\$50,000	\$15,000	\$0	\$65,000
Waterford Oaks Water Park	\$0	\$0	\$0	\$20,000	\$0	\$20,000
TOTAL	\$632,103	\$3,590,742	\$5,449,243	\$1,540,590	\$432,660	\$11,645,338
Unrestricted Net Assets:						
Operating Reserve	\$	5,750,000				
Capital Reserve	\$	7,000,000				
Amount Available for CIP	\$	11,645,338				
Planned Use of Fund Balance	\$	2,752,737				
Operating Equipment Contingency	\$	320,616				
Amount Available for Capital and Operational Maintenance	\$	2,379,963				
Total Unrestricted Nets Assets as of September 30,2011	\$	29,848,654				

Fund:	53600 - Radio Communications	OAKLAND COUNTY, MICHIGAN						
		FY2013 AND FY2014 AND FY2015 County Executive Budget Recommendation						

Account Number/Description	FY 2011 Actual	FY 2012		FY 2013 Amended Plan	FY 2014 Amended Plan	FY 2013 County Exec. Recommended	FY 2014 County Exec. Recommended	FY 2015 County Exec. Recommended	
		Adopted Budget	Amended Budget						
Revenues									
Revenue									
Charges for Services									
630084	Antenna Site Management	316,029	270,000	270,000	270,000	210,000	210,000	210,000	
630581	E 911 Surcharge	5,855,134	6,500,000	6,367,035	5,968,139	5,968,139	5,968,139	5,968,139	
631071	Leased Equipment	242,517	256,753	256,753	256,753	230,000	230,000	230,000	
631442	Outside Agencies	63,848	266,277	266,277	266,277	125,000	125,000	125,000	
631463	Parts and Accessories	61,340	30,000	30,000	30,000	75,000	75,000	75,000	
631610	Productive Labor	311	2,500	2,500	2,500	6,000	6,000	6,000	
		6,539,178	7,325,530	7,192,565	6,793,669	6,614,139	6,614,139	6,614,139	
Investment Income									
655077	Accrued Interest Adjustments	18,669	0	0	0	0	0	0	
655385	Income from Investments	192,960	150,000	150,000	150,000	180,000	180,000	180,000	
655462	Increase Market Value Invest	(184,061)	0	0	0	0	0	0	
		27,569	150,000	150,000	150,000	180,000	180,000	180,000	
Planned Use of Fund Balance									
665882	Planned Use of Balance	0	1,888,580	2,021,545	2,420,663	2,427,171	3,939,543	3,981,785	
		0	1,888,580	2,021,545	2,420,663	2,427,171	3,939,543	3,981,785	
Other Revenues									
670057	Adjustment Prior Years Revenue	127,159	0	0	0	0	0	0	
670627	Sale of Equipment	4,034	0	0	0	0	0	0	
		131,193	0	0	0	0	0	0	
Gain or Loss on Exchg of Asset									
675354	Gain on Sale of Equip	262,291	0	0	0	0	0	0	
		262,291	0	0	0	0	0	0	
Revenue		6,960,231	9,364,110	9,364,110	9,364,332	9,370,840	10,733,682	10,775,924	10,785,526
Other Financing Sources									
Capital Contributions									
690189	Capital Asset Contributions	3,832,991	0	0	0	0	0	0	
		3,832,991	0	0	0	0	0	0	
Other Financing Sources		3,832,991	0	0	0	0	0	0	
Grand Total Revenues		10,793,222	9,364,110	9,364,110	9,364,332	9,370,840	10,733,682	10,775,924	10,785,526

Expenditures

Personnel									
Salaries									
702010	Salaries Regular	394,529	501,415	501,415	501,415	506,429	504,503	509,548	514,644
702030	Holiday	14,848	0	0	0	0	0	0	0
702050	Annual Leave	23,060	0	0	0	0	0	0	0
702080	Sick Leave	7,221	0	0	0	0	0	0	0

Fund:	53600 - Radio Communications	OAKLAND COUNTY, MICHIGAN							
		FY2013 AND FY2014 AND FY2015 County Executive Budget Recommendation							

Account Number/Description	FY 2011 Actual	FY 2012		FY 2013 Amended Plan	FY 2014 Amended Plan	FY 2013 County Exec. Recommended	FY 2014 County Exec. Recommended	FY 2015 County Exec. Recommended
		Adopted Budget	Amended Budget					
702140 Other Miscellaneous Salaries	0	0	0	0	0	2,835	0	0
702180 Emergency Salaries	0	20,495	20,495	20,495	20,495	20,495	20,495	20,495
702200 Death Leave	616	0	0	0	0	0	0	0
712020 Overtime	7,353	75,000	75,000	75,000	75,000	75,000	75,000	75,000
712040 Holiday Overtime	543	0	0	0	0	0	0	0
712090 On Call	22,260	24,000	24,000	24,000	24,000	24,000	24,000	24,000
	470,430	620,910	620,910	620,910	625,924	626,833	629,043	634,139
Fringe Benefits								
722740 Fringe Benefits	0	0	0	0	0	1,665	0	0
722750 Workers Compensation	7,040	6,727	6,727	6,727	6,727	6,518	6,518	6,518
722760 Group Life	1,555	1,950	1,950	1,950	1,950	1,555	1,555	1,555
722770 Retirement	146,195	201,819	201,819	201,819	201,819	166,621	166,621	166,621
722780 Hospitalization	89,817	129,760	129,760	129,760	129,760	124,713	124,713	124,713
722790 Social Security	32,787	38,359	38,359	38,359	38,359	38,595	38,595	38,595
722800 Dental	7,247	9,216	9,216	9,216	9,216	8,680	8,680	8,680
722810 Disability	1,211	1,576	1,576	1,576	1,576	7,307	7,307	7,307
722820 Unemployment Insurance	2,062	1,907	1,907	1,907	1,907	1,865	1,865	1,865
722850 Optical	331	500	500	500	500	848	848	848
722900 Fringe Benefit Adjustments	0	40,574	40,574	40,574	40,574	44,992	48,559	52,161
	288,245	432,388	432,388	432,388	432,388	403,359	405,261	408,863
Personnel	758,675	1,053,298	1,053,298	1,053,298	1,058,312	1,030,192	1,034,304	1,043,002
Operating Expenses								
Contractual Services								
730114 Auction Expense	14	0	0	0	0	0	0	0
730324 Communications	676,332	250,000	250,000	250,000	250,000	200,000	200,000	200,000
730373 Contracted Services	1,566	0	0	0	0	0	0	0
730562 Electrical Service	65,206	100,000	100,000	100,000	100,000	95,000	100,000	100,000
730646 Equipment Maintenance	368,779	235,000	235,000	235,000	235,000	250,000	250,000	250,000
730772 Freight and Express	3,829	4,200	4,200	4,200	4,200	8,500	8,500	8,500
730926 Indirect Costs	115,900	196,000	196,000	196,000	196,000	196,000	196,000	196,000
731059 Laundry and Cleaning	189	1,000	1,000	1,000	1,000	700	700	700
731150 Maintenance Contract	445,782	678,000	678,000	678,000	678,000	350,000	350,000	350,000
731213 Membership Dues	352	750	750	750	750	1,000	1,000	1,000
731346 Personal Mileage	1,295	750	750	750	750	3,500	3,500	3,500
731388 Printing	718	1,646	1,646	1,646	1,646	500	500	500
731458 Professional Services	105,042	100,000	100,000	100,000	100,000	120,000	120,000	120,000
731542 Rebillable Services	0	1,000	1,000	1,000	1,000	500	500	500
731577 Refund Prior Years Revenue	679	0	0	0	0	0	0	0
731773 Software Rental Lease Purchase	601	0	0	0	0	700	700	700
731780 Software Support Maintenance	153,699	0	0	0	0	0	0	0
731822 Special Projects	0	40,000	40,000	40,000	40,000	40,000	40,000	40,000
731927 Tower Charges	281,454	300,000	300,000	300,000	300,000	350,000	375,000	375,000
731948 Training Related	12,650	0	0	0	0	0	0	0
732018 Travel and Conference	1,233	15,000	15,000	15,000	15,000	15,000	22,500	22,500

Fund:	53600 - Radio Communications	OAKLAND COUNTY, MICHIGAN							
		FY2013 AND FY2014 AND FY2015 County Executive Budget Recommendation							

Account Number/Description	FY 2011 Actual	FY 2012		FY 2013 Amended Plan	FY 2014 Amended Plan	FY 2013 County Exec. Recommended	FY 2014 County Exec. Recommended	FY 2015 County Exec. Recommended
		Adopted Budget	Amended Budget					
732046 Uncollectable Accts Receivable	100,319	0	0	0	0	0	0	0
732165 Workshops and Meeting	0	100	100	100	100	100	100	100
	2,335,639	1,923,446	1,923,446	1,923,446	1,923,446	1,631,500	1,669,000	1,669,000
Commodities								
750119 Dry Goods and Clothing	0	900	900	900	900	1,900	1,900	1,900
750170 Other Expendable Equipment	142,366	20,788	20,788	20,788	20,788	50,000	50,000	50,000
750270 Inventory Disposal	594,259	0	0	0	0	0	0	0
750392 Metered Postage	0	126	126	126	126	126	126	126
750399 Office Supplies	4,879	5,000	5,000	5,000	5,000	5,000	5,000	5,000
750413 Parts and Accessories	63,973	125,000	125,000	125,000	125,000	200,000	200,000	200,000
750497 Shop Supplies	10,879	12,000	12,000	12,000	12,000	12,000	12,000	12,000
750504 Small Tools	5,278	10,000	10,000	10,000	10,000	7,000	5,000	5,000
	821,634	173,814	173,814	173,814	173,814	276,026	274,026	274,026
Depreciation								
761025 Depreciation Tower Rights	858,577	0	0	0	0	1,050,000	1,050,000	1,050,000
761107 Depreciation Computer Equip	0	0	0	0	0	1,282,000	1,282,000	1,282,000
761121 Depreciation Equipment	3,519,622	4,000,000	4,000,000	4,000,000	4,000,000	3,400,000	3,400,000	3,400,000
	4,378,199	4,000,000	4,000,000	4,000,000	4,000,000	5,732,000	5,732,000	5,732,000
Operating Expenses	7,535,472	6,097,260	6,097,260	6,097,260	6,097,260	7,639,526	7,675,026	7,675,026
Internal Support								
Internal Services								
770631 Bldg Space Cost Allocation	22,825	25,151	25,151	25,170	26,664	25,420	26,848	26,992
770667 Convenience Copier	336	222	222	425	425	436	436	436
773535 Info Tech CLEMIS	382,808	1,201,000	1,201,000	1,201,000	1,201,000	1,201,000	1,201,000	1,201,000
774636 Info Tech Operations	219,085	375,708	375,708	375,708	375,708	230,857	231,704	231,704
774677 Insurance Fund	8,354	20,172	20,172	20,172	20,172	17,495	17,850	18,610
775667 Mail Room	0	0	0	0	0	0	0	0
775754 Maintenance Department Charges	16,735	35,000	35,000	35,000	35,000	35,000	35,000	35,000
776659 Motor Pool Fuel Charges	7,217	9,300	9,300	9,300	9,300	8,600	8,600	8,600
776661 Motor Pool	24,305	30,100	30,100	30,100	30,100	30,100	30,100	30,100
778675 Telephone Communications	29,784	30,899	30,899	30,899	30,899	29,056	29,056	29,056
	711,449	1,727,552	1,727,552	1,727,774	1,729,268	1,577,964	1,580,594	1,581,498
Internal Support	711,449	1,727,552	1,727,552	1,727,774	1,729,268	1,577,964	1,580,594	1,581,498
Transfers/Other Sources (Uses)								
Transfers Out								
788001 Transfers Out	1,836,000	486,000	486,000	486,000	486,000	486,000	486,000	486,000
	1,836,000	486,000	486,000	486,000	486,000	486,000	486,000	486,000
Transfers/Other Sources (Uses)	1,836,000	486,000	486,000	486,000	486,000	486,000	486,000	486,000
Grand Total Expenditures	10,841,596	9,364,110	9,364,110	9,364,332	9,370,840	10,733,682	10,775,924	10,785,526

CAPITAL BUDGET PLAN FOR RADIO COMMUNICATIONS FUND 53600

<u>Asset Category</u>	<u>Cost</u> <u>3/31/2011</u>	<u>Accumulated</u> <u>Depreciation</u>	<u>Net Book</u> <u>Value</u> <u>3/31/2011</u>	<u>Remaining</u> <u>Cap. Additions</u> <u>FY 2011</u>	<u>Remaining</u> <u>FY 2011</u>	<u>Depreciation</u>		
						<u>FY 2012</u>	<u>FY 2013</u>	<u>FY 2014</u>
Tower rights	\$ 8,585,770	\$ 429,289	\$ 8,156,482	\$ -	\$ 429,288	\$ 858,577	\$ 858,577	\$ 858,577
Equipment: radios, shop	16,966,294	1,375,045	15,591,249	-	846,908	1,693,816	1,693,816	1,693,816
Equipment: sites, towers	16,963,591	1,351,942	15,611,649	296,216	862,990	1,725,981	1,725,981	1,725,981
Total Fixed Assets	\$ 42,515,656	\$ 3,156,276	\$ 39,359,380	\$ 296,216	\$ 2,139,187	\$ 4,278,373	\$ 4,278,373	\$ 4,278,373

Capital Program

Radios, mobile units, central electronics bank, consoles, control stations, etc.	\$ -	\$ -	\$ -	\$ -	\$ -	\$ -	\$ -	\$ -
Towers and related equipment								
Other								
Total Capital Additions	\$ -	\$ -	\$ -	\$ -	\$ -	\$ -	\$ -	\$ -
Total All Assets	\$ 42,515,656	\$ 3,156,276	\$ 39,359,380	\$ 296,216	\$ 2,139,187	\$ 4,278,373	\$ 4,278,373	\$ 4,278,373

Useful life of assets:

Technology equipment (over \$5,000)	3 years
Equipment over \$50,000	5 years
Intangible assets (Tower rights)	10 years
Radio systems	10 years

Department:	Water Resources Commissioner	OAKLAND COUNTY, MICHIGAN						
Funds:	Sewage Disposal Systems	FY2013 AND FY2014 AND FY2015 County Executive Budget Recommendation						

Account Number/Description	FY 2011 Actual	FY 2012		FY 2013 Amended Plan	FY 2014 Amended Plan	FY 2013 County Exec. Recommended	FY 2014 County Exec. Recommended	FY 2015 County Exec. Recommended
		Adopted Budget	Amended Budget					

Revenues

Revenue		FY 2011 Actual	FY 2012 Adopted Budget	FY 2012 Amended Budget	FY 2013 Amended Plan	FY 2014 Amended Plan	FY 2013 County Exec. Recommended	FY 2014 County Exec. Recommended	FY 2015 County Exec. Recommended
Special Assessments									
605263	Payment in Lieu of Assessments	42,327	0	0	0	0	0	0	0
605572	Special Assessments	3,085,569	0	0	0	0	0	0	0
		3,127,896	0	0	0	0	0	0	0
Federal Grants Non-Operating									
610900	Fed Grant - Interest Recovery	78,414	0	0	0	0	102,347	100,646	98,592
		78,414	0	0	0	0	102,347	100,646	98,592
Charges for Services									
630357	Connection Permit Fees	0	500	500	500	500	500	500	500
630546	Disposal Permits	1,265,764	1,220,000	1,220,000	1,220,000	1,220,000	1,300,000	1,300,000	1,300,000
630686	Fee Income	1,356	4,500	4,500	4,500	4,500	4,500	4,500	4,500
630805	Forfeiture of Deposits	0	1,000	1,000	1,000	1,000	1,000	1,000	1,000
630953	Industrial Waste Control Rev	4,795,329	4,900,000	4,900,000	4,900,000	4,900,000	4,900,000	4,900,000	4,900,000
630966	Inspection Fees	23,526	32,977	32,977	32,977	32,977	32,977	32,977	32,977
631036	Land Lease	5,624	5,800	5,800	5,800	5,800	5,800	5,800	5,800
631253	Miscellaneous	3,397	3,000	3,000	3,000	3,000	3,700	3,700	3,700
631575	Pollution Control Services	21,658,973	24,000,000	24,000,000	24,000,000	24,000,000	23,300,000	23,307,228	23,317,228
631925	Rental Facilities	9,000	0	0	0	0	0	0	0
632086	Sewage Disposal Services	79,848,918	88,033,250	88,033,250	88,033,250	88,056,952	92,345,796	92,363,671	92,399,506
		107,611,888	118,201,027	118,201,027	118,201,027	118,224,729	121,894,273	121,919,376	121,965,211
Investment Income									
655077	Accrued Interest Adjustments	1,690	0	0	0	0	0	0	0
655154	Accrued Interest on Bonds Sold	18,647	0	0	0	0	0	0	0
655385	Income from Investments	780,918	1,370,200	1,370,200	1,370,200	1,370,200	1,080,700	1,080,700	1,080,700
655462	Increase Market Value Invest	(63,974)	0	0	0	0	0	0	0
655616	Interest Credited	15,678	0	0	0	0	9,645	5,222	1,014
		752,959	1,370,200	1,370,200	1,370,200	1,370,200	1,090,345	1,085,922	1,081,714
Planned Use of Fund Balance									
665882	Planned Use of Balance	0	372,130	471,112	98,952	57,722	0	0	0
		0	372,130	471,112	98,952	57,722	0	0	0
Other Revenues									
670057	Adjustment Prior Years Revenue	3,161	0	0	0	0	0	0	0
670456	Prior Years Adjustments	16,033	0	0	0	0	0	0	0
670570	Refund Prior Years Expenditure	46,558	0	0	0	0	0	0	0
670741	Sale of Scrap	2,465	6,500	6,500	6,500	6,500	6,500	6,500	6,500
		68,217	6,500	6,500	6,500	6,500	6,500	6,500	6,500
Revenue		111,639,374	119,949,857	120,048,839	119,676,679	119,659,151	123,093,465	123,112,444	123,152,017
Other Financing Sources									
Capital Contributions									

Department:	Water Resources Commissioner	OAKLAND COUNTY, MICHIGAN						
Funds:	Sewage Disposal Systems	FY2013 AND FY2014 AND FY2015 County Executive Budget Recommendation						

Account Number/Description	FY 2011 Actual	FY 2012		FY 2013 Amended Plan	FY 2014 Amended Plan	FY 2013 County Exec. Recommended	FY 2014 County Exec. Recommended	FY 2015 County Exec. Recommended
		Adopted Budget	Amended Budget					
690189 Capital Asset Contributions	57,900	0	0	0	0	0	0	0
	57,900	0	0	0	0	0	0	0
Other Financing Sources	57,900	0	0	0	0	0	0	0
Grand Total Revenues	111,697,274	119,949,857	120,048,839	119,676,679	119,659,151	123,093,465	123,112,444	123,152,017

Expenditures

Personnel								
Salaries								
702010 Salaries Regular	1,237,287	1,431,050	1,431,050	1,431,050	1,445,362	0	0	0
702110 Per Diem	21	0	0	0	0	0	0	0
702240 Salary Adjustments	(10,246)	0	0	0	0	0	0	0
702260 Non-direct Labor Factor	396,279	0	0	0	0	0	0	0
702270 Salaries Reimbursement	(365,948)	0	0	0	0	0	0	0
702360 Short Term Disability	2,927	0	0	0	0	0	0	0
712020 Overtime	177,552	147,228	147,228	147,228	148,701	0	0	0
712040 Holiday Overtime	4,740	0	0	0	0	0	0	0
	1,442,613	1,578,278	1,578,278	1,578,278	1,594,063	0	0	0
Fringe Benefits								
722750 Workers Compensation	30,494	23,818	23,818	23,818	23,973	0	0	0
722760 Group Life	5,736	5,774	5,774	5,774	5,810	0	0	0
722770 Retirement	467,114	594,448	594,448	594,448	598,323	0	0	0
722780 Hospitalization	293,413	433,978	433,978	433,978	436,808	0	0	0
722790 Social Security	103,607	114,545	114,545	114,545	115,292	0	0	0
722800 Dental	25,190	29,443	29,443	29,443	29,635	0	0	0
722810 Disability	3,894	4,834	4,834	4,834	4,866	0	0	0
722820 Unemployment Insurance	6,217	5,746	5,746	5,746	5,784	0	0	0
722850 Optical	1,485	1,992	1,992	1,992	2,004	0	0	0
722900 Fringe Benefit Adjustments	(4,889)	0	0	0	0	0	0	0
	932,262	1,214,578	1,214,578	1,214,578	1,222,495	0	0	0
	2,374,875	2,792,856	2,792,856	2,792,856	2,816,558	0	0	0

Personnel								
Operating Expenses								
Contractual Services								
730037 Adj Prior Years Exp	431,480	0	0	0	0	0	0	0
730044 Adj Prior Years Revenue	870	0	0	0	0	0	0	0
730058 Administration	555,143	620,000	620,000	620,000	620,000	620,000	620,000	620,000
730065 Administrative Overhead	1,652,118	1,725,000	1,725,000	1,725,000	1,725,000	1,725,000	1,725,000	1,725,000
730198 Building Maintenance Charges	663	1,500	1,500	1,500	1,500	1,500	1,500	1,500
730352 Construction	33,750	0	0	0	0	0	0	0
730373 Contracted Services	3,461,852	3,210,000	3,210,000	3,210,000	3,210,000	3,210,000	3,210,000	3,210,000
730562 Electrical Service	606,932	584,000	584,000	584,000	584,000	634,000	634,000	634,000
730639 Engineering Services-Other	169,162	150,000	150,000	150,000	150,000	150,000	150,000	150,000
730653 Equipment Rental	(65)	0	0	0	0	0	0	0
730655 Equipment Replacement	0	15,000	15,000	15,000	15,000	15,000	15,000	15,000
730660 Equipment Repair	29,946	101,500	101,500	101,500	101,500	101,500	101,500	101,500

Department:	Water Resources Commissioner	OAKLAND COUNTY, MICHIGAN							
Funds:	Sewage Disposal Systems	FY2013 AND FY2014 AND FY2015 County Executive Budget Recommendation							

Account Number/Description	FY 2011 Actual	FY 2012		FY 2013 Amended Plan	FY 2014 Amended Plan	FY 2013 County Exec. Recommended	FY 2014 County Exec. Recommended	FY 2015 County Exec. Recommended
		Adopted Budget	Amended Budget					
730667	Equipment Repair Motor Vehicle	0	4,000	4,000	4,000	4,000	4,000	4,000
730730	Filing Fees	65	0	0	0	0	0	0
730772	Freight and Express	17	210	210	210	210	210	210
730786	Garbage and Rubbish Disposal	1,272	4,700	4,700	4,700	4,700	4,700	4,700
730807	Grant Match Local	(526,930)	0	0	0	0	0	0
730814	Grounds Maintenance	34,897	38,000	38,000	38,000	38,000	38,000	38,000
730926	Indirect Costs	530,291	525,800	525,800	525,800	525,800	525,800	525,800
730930	Industrial Waste Control Exp	4,796,213	4,900,000	4,900,000	4,900,000	4,900,000	4,900,000	4,900,000
730940	Insurance	49,052	50,600	50,600	50,600	50,600	50,600	50,600
731038	Land and Easement	8,500	0	0	0	0	0	0
731059	Laundry and Cleaning	6,293	8,000	8,000	8,000	8,000	8,000	8,000
731073	Legal Services	155,472	105,000	105,000	105,000	105,000	105,000	105,000
731115	Licenses and Permits	735	0	0	0	800	800	800
731150	Maintenance Contract	440,164	125,000	125,000	125,000	200,000	200,000	200,000
731269	Natural Gas	37,196	43,500	43,500	43,500	43,500	43,500	43,500
731346	Personal Mileage	1,248	100	100	100	1,350	1,350	1,350
731388	Printing	88	0	0	0	0	0	0
731444	Prof Svc-Consultant	2,832	0	0	0	0	0	0
731458	Professional Services	71,827	129,000	227,982	227,952	129,000	129,000	129,000
731472	Project Construction and Impr	1,947	105,000	105,000	105,000	105,000	105,000	105,000
731479	Property Taxes	1,936	0	0	0	0	0	0
731528	Publishing Legal Notices	781	0	0	0	0	0	0
731563	Recording Fees	320	200	200	200	200	200	200
731724	Sewage Disposal Services	92,047,347	99,530,000	99,530,000	99,530,000	103,055,537	103,055,537	103,055,537
731780	Software Support Maintenance	2,981	2,000	2,000	2,000	2,000	2,000	2,000
731787	Soil Test Borings	2,724	50,000	50,000	50,000	50,000	50,000	50,000
731850	State of Michigan Fees	262	6,975	6,975	6,975	6,975	6,975	6,975
731906	Testing Services	0	2,000	2,000	2,000	2,000	2,000	2,000
731969	Transfer to Reserve	0	450,000	450,000	450,000	1,041,749	0	591,000
732018	Travel and Conference	96	0	0	0	0	0	0
732102	Water and Sewage Charges	51,442	47,000	47,000	47,000	47,000	47,000	47,000
732109	Water Purchases	58,997	52,000	52,000	52,000	52,000	52,000	52,000
732165	Workshops and Meeting	0	100	100	100	100	100	100
		104,719,916	112,586,185	112,685,167	112,685,137	115,788,772	116,379,772	116,604,707
Commodities								
750028	Chlorination Supplies	192,319	120,000	120,000	120,000	120,000	120,000	120,000
750140	Employee Footwear	180	0	0	0	0	0	0
750154	Expendable Equipment	0	3,000	3,000	3,000	3,000	3,000	3,000
750287	Maintenance Supplies	130	0	0	0	0	0	0
750294	Material and Supplies	349,151	332,000	332,000	332,000	332,000	332,000	332,000
750385	Merchandise	65	0	0	0	0	0	0
750399	Office Supplies	0	200	200	200	200	200	200
750448	Postage-Standard Mailing	20	0	0	0	0	0	0
750497	Shop Supplies	0	700	700	700	700	700	700
750504	Small Tools	8,977	4,600	4,600	4,600	4,600	4,600	4,600

Department:	Water Resources Commissioner	OAKLAND COUNTY, MICHIGAN							
Funds:	Sewage Disposal Systems	FY2013 AND FY2014 AND FY2015 County Executive Budget Recommendation							

Account Number/Description	FY 2011 Actual	FY 2012		FY 2013 Amended Plan	FY 2014 Amended Plan	FY 2013 County Exec. Recommended	FY 2014 County Exec. Recommended	FY 2015 County Exec. Recommended	
		Adopted Budget	Amended Budget						
750581 Uniforms	5,239	5,000	5,000	5,000	5,000	5,000	5,000	5,000	
	556,081	465,500	465,500	465,500	465,500	465,500	465,500	465,500	
Depreciation									
761014 Depreciation Drains Intrcpters	2,496,768	2,496,766	2,496,766	2,496,766	1,943,571	2,580,766	2,027,571	1,841,228	
761021 Depreciation Flowage Rights	34,083	34,082	34,082	34,082	8,521	34,082	8,521	0	
761077 Depreciation Water and Sewer	80,751	80,751	80,751	80,751	80,751	80,751	80,751	80,751	
761084 Depreciation Buildings	98,872	90,489	90,489	90,489	83,664	90,489	83,664	81,390	
761093 Depreciation Structures	267,096	267,096	267,096	267,096	267,096	267,096	267,096	267,096	
761121 Depreciation Equipment	17,057	11,373	11,373	11,373	10,843	11,107	10,843	3,794	
761156 Depreciation Vehicles	10,798	10,798	10,798	10,798	5,160	10,798	5,160	5,160	
	3,005,424	2,991,355	2,991,355	2,991,355	2,399,606	3,075,089	2,483,606	2,279,419	
Interest on Debt									
765031 Interest Expense	192,900	0	0	0	0	227,438	223,658	219,093	
	192,900	0	0	0	0	227,438	223,658	219,093	
Paying Agent Fees									
766043 Paying Agent Fees	500	0	0	0	0	0	0	0	
	500	0	0	0	0	0	0	0	
Operating Expenses	108,474,821	116,043,040	116,142,022	116,141,992	116,100,762	119,556,799	119,552,536	119,568,719	
Internal Support									
Internal Services									
771638 Drain Equip Labor	0	0	0	0	0	2,706,188	2,729,280	2,752,610	
771639 Drain Equipment	716,991	647,000	647,000	647,000	647,000	727,000	727,000	727,000	
773630 Info Tech Development	4,899	0	0	0	0	0	0	0	
774636 Info Tech Operations	0	0	0	0	0	13,521	13,571	13,571	
774677 Insurance Fund	377	0	0	0	0	1,146	1,246	1,306	
776659 Motor Pool Fuel Charges	2,185	2,000	2,000	2,000	2,000	2,200	2,200	2,200	
776661 Motor Pool	180	2,000	2,000	2,000	2,000	300	300	300	
778675 Telephone Communications	81,574	90,831	90,831	90,831	90,831	86,311	86,311	86,311	
	806,207	741,831	741,831	741,831	741,831	3,536,666	3,559,908	3,583,298	
	806,207	741,831	741,831	741,831	741,831	3,536,666	3,559,908	3,583,298	
Internal Support									
Transfers/Other Sources (Uses)									
Transfers Out									
788001 Transfers Out	0	372,130	372,130	0	0	0	0	0	
	0	372,130	372,130	0	0	0	0	0	
	0	372,130	372,130	0	0	0	0	0	
Transfers/Other Sources (Uses)									
Grand Total Expenditures	111,655,903	119,949,857	120,048,839	119,676,679	119,659,151	123,093,465	123,112,444	123,152,017	

Department:	Water Resources Commissioner	OAKLAND COUNTY, MICHIGAN						
Funds:	Water and Sewer Trust	FY2013 AND FY2014 AND FY2015 County Executive Budget Recommendation						

Account Number/Description	FY 2011 Actual	FY 2012		FY 2013 Amended Plan	FY 2014 Amended Plan	FY 2013 County Exec. Recommended	FY 2014 County Exec. Recommended	FY 2015 County Exec. Recommended
		Adopted Budget	Amended Budget					

Revenues

Revenues									
Charges for Services									
630182	Capital Charge	102,218	30,000	30,000	30,000	30,000	30,000	30,000	30,000
630357	Connection Permit Fees	451,502	350,000	350,000	350,000	350,000	500,000	500,000	500,000
630462	Debt Service	11,524	450,000	450,000	450,000	450,000	15,000	15,000	15,000
630532	Direct Connection Charge	33	300	300	300	300	300	300	300
630730	Fire Line Charge	1,300	0	0	0	0	1,300	1,300	1,300
630952	Industrial Waste Control IPP	104,146	110,000	110,000	110,000	110,000	110,000	110,000	110,000
630966	Inspection Fees	33,230	25,000	25,000	25,000	25,000	35,000	35,000	35,000
631127	Maintenance Contracts	40,124	30,000	30,000	30,000	30,000	40,125	40,125	40,125
631225	Meter Maintenance	442,885	480,000	480,000	480,000	480,000	480,000	480,000	480,000
631253	Miscellaneous	251,396	310,000	310,000	310,000	310,000	310,000	310,000	310,000
631484	Penalties Sewage Disposal	307,519	300,000	300,000	300,000	300,000	310,000	310,000	310,000
631491	Penalties Water	438,208	430,000	430,000	430,000	430,000	450,000	450,000	450,000
631547	Plan Review Fees	5,950	8,000	8,000	8,000	8,000	8,000	8,000	8,000
631680	Rebillable Services Water	25,225	28,000	28,000	28,000	28,000	28,000	28,000	28,000
631687	Rebilled Charges	1,300	1,000	1,000	1,000	1,000	1,000	1,000	1,000
631827	Reimb General	399,728	360,000	360,000	360,000	360,000	410,000	410,000	410,000
632030	Sales Adjustments	(247,339)	(450,000)	(450,000)	(450,000)	(450,000)	(300,000)	(300,000)	(300,000)
632051	SCADA Installation Fee	0	5,000	5,000	5,000	5,000	5,000	5,000	5,000
632086	Sewage Disposal Services	22,752,455	22,289,491	22,289,491	22,289,491	22,342,267	23,855,912	23,915,952	23,980,888
632088	Fixed Quarterly Charge	736,365	18,500	18,500	18,500	18,500	750,000	750,000	750,000
632450	Water Sales General	24,674,703	24,000,000	24,000,000	24,000,000	24,057,167	26,000,000	26,056,756	26,114,642
632457	Water Sales Special	112,552	170,000	170,000	170,000	170,000	170,000	170,000	170,000
		50,645,022	48,945,291	48,945,291	48,945,291	49,055,234	53,209,637	53,326,433	53,449,255
Contributions									
650104	Contributions Operating	300,000	0	0	0	0	0	0	0
		300,000	0	0	0	0	0	0	0
Investment Income									
655385	Income from Investments	341,970	400,000	400,000	400,000	400,000	400,000	400,000	400,000
		341,970	400,000	400,000	400,000	400,000	400,000	400,000	400,000
Planned Use of Fund Balance									
665882	Planned Use of Balance	0	2,861,882	2,904,290	42,408	24,738	0	0	0
		0	2,861,882	2,904,290	42,408	24,738	0	0	0
Other Revenues									
670114	Cash Overages	5	0	0	0	0	0	0	0
670456	Prior Years Adjustments	7,355	0	0	0	0	0	0	0
670570	Refund Prior Years Expenditure	52,204	0	0	0	0	0	0	0
670741	Sale of Scrap	16,517	1,000	1,000	1,000	1,000	1,000	1,000	1,000
		76,081	1,000	1,000	1,000	1,000	1,000	1,000	1,000
Revenue		51,363,073	52,208,173	52,250,581	49,388,699	49,480,972	53,610,637	53,727,433	53,850,255

Department:	Water Resources Commissioner	OAKLAND COUNTY, MICHIGAN						
Funds:	Water and Sewer Trust	FY2013 AND FY2014 AND FY2015 County Executive Budget Recommendation						

Account Number/Description	FY 2011 Actual	FY 2012		FY 2013 Amended Plan	FY 2014 Amended Plan	FY 2013 County Exec. Recommended	FY 2014 County Exec. Recommended	FY 2015 County Exec. Recommended
		Adopted Budget	Amended Budget					
Grand Total Revenues	51,363,073	52,208,173	52,250,581	49,388,699	49,480,972	53,610,637	53,727,433	53,850,255

Expenditures

Personnel

Salaries

702010	Salaries Regular	4,930,460	6,934,979	6,934,979	6,934,979	7,004,336	83,625	84,462	85,307
702030	Holiday	3,576	0	0	0	0	0	0	0
702050	Annual Leave	6,505	0	0	0	0	0	0	0
702080	Sick Leave	1,901	0	0	0	0	0	0	0
702100	Retroactive	6,160	0	0	0	0	0	0	0
702130	Shift Premium	170	0	0	0	0	0	0	0
702140	Other Miscellaneous Salaries	2,200	0	0	0	0	630	0	0
702260	Non-direct Labor Factor	1,537,633	0	0	0	0	0	0	0
702360	Short Term Disability	87,854	0	0	0	0	0	0	0
712020	Overtime	356,218	404,466	404,466	404,466	408,501	1,000	1,000	1,000
712040	Holiday Overtime	22,551	0	0	0	0	0	0	0
		6,955,229	7,339,445	7,339,445	7,339,445	7,412,837	85,255	85,462	86,307

Fringe Benefits

722740	Fringe Benefits	0	0	0	0	0	370	0	0
722750	Workers Compensation	105,254	113,117	113,117	113,117	113,854	187	192	193
722760	Group Life	22,178	27,707	27,707	27,707	27,888	261	265	269
722770	Retirement	1,777,782	2,854,317	2,854,317	2,854,317	2,872,920	17,181	17,442	17,705
722780	Hospitalization	1,233,546	2,077,980	2,077,980	2,077,980	2,091,524	28,172	28,601	29,032
722790	Social Security	387,659	550,558	550,558	550,558	554,147	6,449	6,547	6,646
722800	Dental	94,029	140,932	140,932	140,932	141,850	1,575	1,599	1,623
722810	Disability	15,450	23,226	23,226	23,226	23,377	1,221	1,239	1,258
722820	Unemployment Insurance	23,421	27,617	27,617	27,617	27,796	313	317	322
722850	Optical	5,890	9,525	9,525	9,525	9,587	222	225	229
722900	Fringe Benefit Adjustments	11,826	0	0	0	0	0	0	0
		3,677,034	5,824,979	5,824,979	5,824,979	5,862,943	55,951	56,427	57,277
Personnel		10,632,264	13,164,424	13,164,424	13,164,424	13,275,780	141,206	141,889	143,584

Operating Expenses

Contractual Services

730037	Adj Prior Years Exp	1,103,401	0	0	0	0	0	0	0
730044	Adj Prior Years Revenue	1,580	0	0	0	0	0	0	0
730058	Administration	880,052	950,000	950,000	950,000	950,000	950,000	950,000	950,000
730065	Administrative Overhead	(3,545,761)	(3,600,000)	(3,600,000)	(3,600,000)	(3,600,000)	(3,600,000)	(3,600,000)	(3,600,000)
730240	Cash Shortage	1	0	0	0	0	0	0	0
730247	Charge Card Fee	58,169	20,000	20,000	20,000	20,000	60,000	60,000	60,000
730373	Contracted Services	2,476,724	2,620,981	2,620,981	2,620,981	2,620,981	2,620,981	2,620,981	2,620,981
730562	Electrical Service	1,114,029	1,020,000	1,020,000	1,020,000	1,020,000	1,020,000	1,020,000	1,020,000
730653	Equipment Rental	2,829	3,000	3,000	3,000	3,000	3,000	3,000	3,000
730660	Equipment Repair	178	4,000	4,000	4,000	4,000	4,000	4,000	4,000
730772	Freight and Express	94	708	708	708	708	708	708	708

Department:	Water Resources Commissioner	OAKLAND COUNTY, MICHIGAN							
Funds:	Water and Sewer Trust	FY2013 AND FY2014 AND FY2015 County Executive Budget Recommendation							

Account Number/Description	FY 2011 Actual	FY 2012		FY 2013 Amended Plan	FY 2014 Amended Plan	FY 2013 County Exec. Recommended	FY 2014 County Exec. Recommended	FY 2015 County Exec. Recommended	
		Adopted Budget	Amended Budget						
730786	Garbage and Rubbish Disposal	0	100	100	100	100	100	100	
730926	Indirect Costs	325,017	322,100	322,100	322,100	322,100	322,100	322,100	
730930	Industrial Waste Control Exp	672,561	670,000	670,000	670,000	670,000	770,000	770,000	
730933	Inspection	80	0	0	0	0	0	0	
731045	Land Application	198,841	300,000	300,000	300,000	300,000	300,000	300,000	
731073	Legal Services	0	55,000	55,000	55,000	55,000	55,000	55,000	
731213	Membership Dues	0	4,100	4,100	4,100	3,000	3,000	3,000	
731241	Miscellaneous	0	500	500	500	500	500	500	
731269	Natural Gas	225,164	65,000	65,000	65,000	65,000	250,000	250,000	
731339	Periodicals Books Publ Sub	61	300	300	300	300	300	300	
731346	Personal Mileage	1,994	3,000	3,000	3,000	3,000	3,000	3,000	
731388	Printing	20,040	16,000	16,000	16,000	16,000	16,000	16,000	
731430	Prof Svc-Accounting Svc	1,125,934	1,232,213	1,232,213	1,232,213	1,230,793	1,258,794	1,256,416	
731458	Professional Services	67,320	20,000	62,408	62,408	44,738	60,000	60,000	
731486	Protective Clothing and Equip	40	2,500	2,500	2,500	2,500	100	100	
731626	Rent	40,000	45,600	45,600	45,600	45,600	62,925	62,925	
731724	Sewage Disposal Services	10,633,666	10,971,000	10,971,000	10,971,000	10,971,000	11,700,000	11,700,000	
731850	State of Michigan Fees	1,500	0	0	0	1,000	1,000	1,000	
731878	Sublet Repairs	0	15,000	15,000	15,000	15,000	15,000	15,000	
731941	Training	2,212	515	515	515	515	1,000	1,000	
731969	Transfer to Reserve	454,959	400,000	400,000	400,000	400,000	480,000	480,000	
732018	Travel and Conference	5,041	5,000	5,000	5,000	5,000	5,000	5,000	
732102	Water and Sewage Charges	26,689	110,000	110,000	110,000	110,000	80,000	80,000	
732109	Water Purchases	14,614,312	13,700,000	13,700,000	13,700,000	13,700,000	15,776,447	15,776,447	
		30,506,726	28,956,617	28,999,025	28,999,025	28,979,935	32,218,955	32,218,272	32,216,577
Commodities									
750007	Alum	37,804	60,000	60,000	60,000	60,000	60,000	60,000	60,000
750028	Chlorination Supplies	0	500	500	500	500	500	500	500
750035	Chlorine Gas	0	500	500	500	500	500	500	500
750140	Employee Footwear	3,222	0	0	0	0	1,500	1,500	1,500
750154	Expendable Equipment	0	1,000	1,000	1,000	1,000	1,000	1,000	1,000
750170	Other Expendable Equipment	0	1,000	1,000	1,000	1,000	1,000	1,000	1,000
750175	Ferric Chloride	104,093	140,000	140,000	140,000	140,000	140,000	140,000	140,000
750210	Gasoline Charges	391	0	0	0	0	0	0	0
750287	Maintenance Supplies	552	0	0	0	0	0	0	0
750294	Material and Supplies	2,212,144	1,900,000	1,900,000	1,900,000	1,900,000	2,300,000	2,300,000	2,300,000
750385	Merchandise	13,668	0	0	0	0	7,000	7,000	7,000
750392	Metered Postage	7,216	12,900	12,900	12,900	12,900	12,900	12,900	12,900
750399	Office Supplies	13,563	30,000	30,000	30,000	30,000	30,000	30,000	30,000
750406	Paper Printing	2,360	550	550	550	550	1,550	1,550	1,550
750413	Parts and Accessories	307	0	0	0	0	0	0	0
750441	Polymer	32,129	45,000	45,000	45,000	45,000	45,000	45,000	45,000
750448	Postage-Standard Mailing	71,856	70,000	70,000	70,000	70,000	70,000	70,000	70,000
750497	Shop Supplies	0	300	300	300	300	300	300	300
750504	Small Tools	114	0	0	0	0	0	0	0

Department:	Water Resources Commissioner	OAKLAND COUNTY, MICHIGAN						
Funds:	Water and Sewer Trust	FY2013 AND FY2014 AND FY2015 County Executive Budget Recommendation						

Account Number/Description	FY 2011 Actual	FY 2012		FY 2013 Amended Plan	FY 2014 Amended Plan	FY 2013 County Exec. Recommended	FY 2014 County Exec. Recommended	FY 2015 County Exec. Recommended
		Adopted Budget	Amended Budget					
750525 Sulfur Dioxide	0	300	300	300	300	300	300	300
750581 Uniforms	47,928	65,000	65,000	65,000	65,000	65,000	65,000	65,000
	2,547,347	2,327,050	2,327,050	2,327,050	2,327,050	2,726,550	2,736,550	2,736,550
Depreciation								
761077 Depreciation Water and Sewer	599,668	599,668	599,668	599,668	599,668	596,273	595,141	595,141
	599,668	599,668	599,668	599,668	599,668	596,273	595,141	595,141
Intergovernmental								
762011 Transfer to Municipalities	1,272,277	1,250,000	1,250,000	1,250,000	1,250,000	1,250,000	1,250,000	1,250,000
	1,272,277	1,250,000	1,250,000	1,250,000	1,250,000	1,250,000	1,250,000	1,250,000
Operating Expenses	34,926,019	33,133,335	33,175,743	33,175,743	33,156,653	36,801,778	36,799,963	36,798,268
Internal Support								
Internal Services								
771638 Drain Equip Labor	0	0	0	0	0	13,580,534	13,695,141	13,810,913
771639 Drain Equipment	2,434,687	2,500,000	2,500,000	2,500,000	2,500,000	2,500,000	2,500,000	2,500,000
773630 Info Tech Development	39,376	65,729	65,729	65,729	65,729	65,729	65,729	65,729
774636 Info Tech Operations	1,104	1,646	1,646	1,646	1,653	9,813	9,849	9,849
774677 Insurance Fund	267,095	268,368	268,368	268,368	268,368	309,366	312,651	319,701
775667 Mail Room	1,970	0	0	0	0	0	0	0
775754 Maintenance Department Charges	141,138	145,000	145,000	145,000	145,000	145,000	145,000	145,000
776666 Print Shop	444	0	0	0	0	0	0	0
778675 Telephone Communications	60,369	67,789	67,789	67,789	67,789	57,211	57,211	57,211
	2,946,184	3,048,532	3,048,532	3,048,532	3,048,539	16,667,653	16,785,581	16,908,403
	2,946,184	3,048,532	3,048,532	3,048,532	3,048,539	16,667,653	16,785,581	16,908,403
Internal Support								
Transfers/Other Sources (Uses)								
Transfers Out								
788001 Transfers Out	0	2,861,882	2,861,882	0	0	0	0	0
	0	2,861,882	2,861,882	0	0	0	0	0
	0	2,861,882	2,861,882	0	0	0	0	0
Grand Total Expenditures	48,504,467	52,208,173	52,250,581	49,388,699	49,480,972	53,610,637	53,727,433	53,850,255

Fund:	67700 - Building Liability Insurance	OAKLAND COUNTY, MICHIGAN						
		FY2013 AND FY2014 AND FY2015 County Executive Budget Recommendation						

Account Number/Description	FY 2011 Actual	FY 2012		FY 2013 Amended Plan	FY 2014 Amended Plan	FY 2013 County Exec. Recommended	FY 2014 County Exec. Recommended	FY 2015 County Exec. Recommended
		Adopted Budget	Amended Budget					

Revenues

Revenue									
Charges for Services									
631078	Liability Insurance	971,464	972,500	972,500	972,500	972,500	972,500	972,500	
631624	Property Insurance Billings	1,163,741	1,900,999	1,900,999	2,050,003	2,141,287	1,718,759	1,872,708	
631687	Rebilled Charges	4,769	7,000	7,000	7,000	7,000	7,000	7,000	
631743	Refunds Miscellaneous	10,000	0	0	0	0	0	0	
		2,149,974	2,880,499	2,880,499	3,029,503	3,120,787	2,698,259	2,763,268	2,852,208
Ext ISF Charges for Services									
635372	Ext Litigation Settlements	3,951	0	0	0	0	0	0	
635530	Ext-Other Revenue	45,589	0	0	0	0	0	0	
		49,541	0	0	0	0	0	0	
Investment Income									
655077	Accrued Interest Adjustments	3,085	0	0	0	0	0	0	
655385	Income from Investments	234,898	400,000	400,000	400,000	400,000	400,000	400,000	
655462	Increase Market Value Invest	7,067	0	0	0	0	0	0	
		245,050	400,000	400,000	400,000	400,000	400,000	400,000	
Planned Use of Fund Balance									
665882	Planned Use of Balance	0	532,162	532,162	535,566	545,283	1,511,183	1,524,885	
		0	532,162	532,162	535,566	545,283	1,511,183	1,524,885	
Other Revenues									
670570	Refund Prior Years Expenditure	2,378,695	0	0	0	0	0	0	
		2,378,695	0	0	0	0	0	0	
Revenue		4,823,259	3,812,661	3,812,661	3,965,069	4,066,070	4,609,442	4,681,876	4,777,093
Other Financing Sources									
Transfers In									
695500	Transfers In	7,802	0	0	0	0	0	0	
		7,802	0	0	0	0	0	0	
Other Financing Sources		7,802	0	0	0	0	0	0	0
Grand Total Revenues		4,831,061	3,812,661	3,812,661	3,965,069	4,066,070	4,609,442	4,681,876	4,777,093

Expenditures

Personnel								
Salaries								
702010	Salaries Regular	415,602	436,419	436,419	436,419	440,784	431,257	439,926
702030	Holiday	9,738	0	0	0	0	0	0
702050	Annual Leave	18,599	0	0	0	0	0	0
702080	Sick Leave	6,090	0	0	0	0	0	0
702140	Other Miscellaneous Salaries	16,384	0	0	0	0	1,890	0
702200	Death Leave	1,131	0	0	0	0	0	0

Fund:	67700 - Building Liability Insurance	OAKLAND COUNTY, MICHIGAN
		FY2013 AND FY2014 AND FY2015 County Executive Budget Recommendation

Account Number/Description	FY 2011 Actual	FY 2012		FY 2013 Amended Plan	FY 2014 Amended Plan	FY 2013 County Exec. Recommended	FY 2014 County Exec. Recommended	FY 2015 County Exec. Recommended
		Adopted Budget	Amended Budget					
702360 Short Term Disability	329	0	0	0	0	0	0	0
712020 Overtime	3,521	6,374	6,374	6,374	6,374	6,374	6,374	6,374
	471,394	442,793	442,793	442,793	447,158	439,521	441,944	446,300
Fringe Benefits								
722740 Fringe Benefits	0	0	0	0	0	1,110	0	0
722750 Workers Compensation	1,837	1,333	1,333	1,333	1,333	1,322	1,322	1,322
722760 Group Life	1,487	1,643	1,643	1,643	1,643	1,325	1,325	1,325
722770 Retirement	139,548	179,874	179,874	179,874	179,874	169,489	169,490	169,490
722780 Hospitalization	76,507	100,872	100,872	100,872	100,872	96,888	96,888	96,888
722790 Social Security	33,818	33,434	33,434	33,434	33,434	33,232	33,232	33,232
722800 Dental	5,549	6,623	6,623	6,623	6,623	6,389	6,389	6,389
722810 Disability	1,168	1,315	1,315	1,315	1,315	6,244	6,244	6,244
722820 Unemployment Insurance	2,067	1,659	1,659	1,659	1,659	1,595	1,595	1,595
722850 Optical	307	409	409	409	409	535	535	535
722900 Fringe Benefit Adjustments	0	0	0	0	524	0	2,066	2,555
	262,287	327,162	327,162	327,162	327,686	318,129	319,086	319,575
	733,680	769,955	769,955	769,955	774,844	757,650	761,030	765,875
Personnel								
Operating Expenses								
Contractual Services								
730289 Claims Paid	122,383	46,000	46,000	46,000	46,000	46,000	46,000	46,000
730296 Claims Paid-Attorneys	18,249	42,500	42,500	42,500	42,500	42,500	42,500	42,500
730611 Employees Medical Exams	3,803	7,000	7,000	7,000	7,000	7,000	7,000	7,000
730926 Indirect Costs	255,017	221,375	221,375	221,375	221,375	238,196	238,196	238,196
730940 Insurance	1,182,092	1,923,437	1,923,437	2,075,168	2,169,132	2,714,368	2,781,802	2,872,018
731073 Legal Services	304,230	550,000	550,000	550,000	550,000	550,000	550,000	550,000
731213 Membership Dues	560	1,000	1,000	1,000	1,000	1,000	1,000	1,000
731241 Miscellaneous	0	500	500	500	500	500	500	500
731339 Periodicals Books Publ Sub	52	300	300	300	300	300	300	300
731346 Personal Mileage	1,428	2,800	2,800	2,800	2,800	2,800	2,800	2,800
731388 Printing	374	800	800	800	800	800	800	800
731458 Professional Services	87,465	145,000	145,000	145,000	145,000	145,000	145,000	145,000
732018 Travel and Conference	2,056	4,500	4,500	4,500	4,500	4,500	4,500	4,500
	1,977,710	2,945,212	2,945,212	3,096,943	3,190,907	3,752,964	3,820,398	3,910,614
Commodities								
750154 Expendable Equipment	11,580	1,000	1,000	1,000	1,000	1,000	1,000	1,000
750182 Film and Processing	0	200	200	200	200	200	200	200
750301 Medical Supplies	233	0	0	0	0	0	0	0
750392 Metered Postage	346	1,056	1,056	1,056	1,056	1,056	1,056	1,056
750399 Office Supplies	3,510	4,000	4,000	4,000	4,000	4,000	4,000	4,000
	15,669	6,256	6,256	6,256	6,256	6,256	6,256	6,256
Operating Expenses	1,993,379	2,951,468	2,951,468	3,103,199	3,197,163	3,759,220	3,826,654	3,916,870
Internal Support								
Internal Services								

Fund:	67700 - Building Liability Insurance	OAKLAND COUNTY, MICHIGAN							
		FY2013 AND FY2014 AND FY2015 County Executive Budget Recommendation							

Account Number/Description	FY 2011 Actual	FY 2012		FY 2013 Amended Plan	FY 2014 Amended Plan	FY 2013 County Exec. Recommended	FY 2014 County Exec. Recommended	FY 2015 County Exec. Recommended
		Adopted Budget	Amended Budget					
770631 Bldg Space Cost Allocation	28,755	23,023	23,023	23,041	24,408	27,595	29,145	29,301
770667 Convenience Copier	2,652	2,573	2,573	2,573	2,573	2,833	2,833	2,833
773535 Info Tech CLEMIS	12,479	13,104	13,104	13,759	14,448	12,479	12,479	12,479
773630 Info Tech Development	1,037	2,417	2,417	2,417	2,417	2,417	2,417	2,417
774636 Info Tech Operations	18,793	22,377	22,377	22,381	22,473	19,033	19,103	19,103
775667 Mail Room	436	0	0	0	0	0	0	0
775754 Maintenance Department Charges	1,133	2,000	2,000	2,000	2,000	2,000	2,000	2,000
776659 Motor Pool Fuel Charges	4,331	4,192	4,192	4,192	4,192	4,192	4,192	4,192
776661 Motor Pool	13,578	12,000	12,000	12,000	12,000	13,000	13,000	13,000
777560 Radio Communications	0	205	205	205	205	0	0	0
778675 Telephone Communications	8,687	9,347	9,347	9,347	9,347	9,023	9,023	9,023
	91,881	91,238	91,238	91,915	94,063	92,572	94,192	94,348
Internal Support	91,881	91,238	91,238	91,915	94,063	92,572	94,192	94,348
Grand Total Expenditures	2,818,940	3,812,661	3,812,661	3,965,069	4,066,070	4,609,442	4,681,876	4,777,093

Fund: 63900 - Drain Equipment

OAKLAND COUNTY, MICHIGAN

FY2013 AND FY2014 AND FY2015 County Executive Budget Recommendation

Account Number/Description	FY 2011 Actual	FY 2012		FY 2013 Amended Plan	FY 2014 Amended Plan	FY 2013 County Exec. Recommended	FY 2014 County Exec. Recommended	FY 2015 County Exec. Recommended
		Adopted Budget	Amended Budget					
Revenues								
Revenue								
Charges for Services								
630539	Dispatch Services	5,729	6,000	6,000	6,000	6,000	6,000	6,000
630658	Equipment Rental	1,348,887	1,323,753	1,323,753	1,319,977	1,307,835	1,450,000	1,490,000
631127	Maintenance Contracts	96,356	96,000	96,000	96,000	97,800	97,800	97,800
631687	Rebilled Charges	45,653	30,000	30,000	30,000	158,707	159,475	161,031
631785	Reimb Bldg Space Cost	150,758	151,000	151,000	151,000	152,000	152,000	152,000
631827	Reimb General	213,768	180,000	180,000	180,000	1,881,117	1,890,122	1,908,482
631869	Reimb Salaries	0	0	0	0	21,950,954	22,019,099	22,205,680
632401	Vehicle Rental	2,358,373	2,394,589	2,394,589	2,379,582	2,135,057	2,189,759	2,211,234
		4,219,523	4,181,342	4,181,342	4,162,559	27,831,635	27,964,255	28,232,227
Ext ISF Charges for Services								
635152	Ext-Dispatch Services	10,753	11,000	11,000	11,000	11,000	11,000	11,000
635206	Ext-Equipment Rental	20,762	21,000	21,000	21,000	21,000	21,000	21,000
635422	Ext-Maint Contracts	21,828	22,000	22,000	22,000	22,000	22,000	22,000
635530	Ext-Other Revenue	0	1,000	1,000	1,000	1,000	1,000	1,000
635692	Ext-Rebilled Charges Rev	275,826	200,000	200,000	200,000	300,000	300,000	300,000
		329,169	255,000	255,000	255,000	355,000	355,000	355,000
Investment Income								
655077	Accrued Interest Adjustments	(2,186)	0	0	0	0	0	0
655385	Income from Investments	11,148	5,000	5,000	5,000	5,000	20,000	20,000
		8,963	5,000	5,000	5,000	5,000	20,000	20,000
Other Revenues								
670741	Sale of Scrap	1,867	0	0	0	0	0	0
		1,867	0	0	0	0	0	0
Gain or Loss on Exchg of Asset								
675354	Gain on Sale of Equip	18	3,500	3,500	3,500	3,500	2,500	2,500
675660	Gain on Sale of Vehicles	183,487	45,000	45,000	45,000	45,000	45,000	45,000
		183,506	48,500	48,500	48,500	48,500	47,500	47,500
Revenue		4,743,027	4,489,842	4,489,842	4,471,059	4,453,076	28,254,135	28,654,727
Grand Total Revenues		4,743,027	4,489,842	4,489,842	4,471,059	4,453,076	28,254,135	28,654,727

Expenditures**Personnel****Salaries**

702010	Salaries Regular	168,614	497,031	497,031	497,031	502,002	12,869,812	12,998,494	13,128,457
702100	Retroactive	1,538	0	0	0	0	0	0	0
702140	Other Miscellaneous Salaries	0	0	0	0	0	79,695	0	0
702260	Non-direct Labor Factor	54,175	0	0	0	0	0	0	0

Fund:	63900 - Drain Equipment	OAKLAND COUNTY, MICHIGAN							
FY2013 AND FY2014 AND FY2015 County Executive Budget Recommendation									

Account Number/Description	FY 2011 Actual	FY 2012		FY 2013 Amended Plan	FY 2014 Amended Plan	FY 2013 County Exec. Recommended	FY 2014 County Exec. Recommended	FY 2015 County Exec. Recommended	
		Adopted Budget	Amended Budget						
712020 Overtime	15,910	15,230	15,230	15,230	15,383	755,914	762,940	770,062	
712040 Holiday Overtime	486	0	0	0	0	0	0	0	
	240,723	512,261	512,261	512,261	517,385	13,705,421	13,761,434	13,898,519	
Fringe Benefits									
722740 Fringe Benefits	0	0	0	0	0	46,805	0	0	
722750 Workers Compensation	3,458	7,747	7,747	7,747	7,797	209,482	210,829	212,188	
722760 Group Life	763	1,878	1,878	1,878	1,890	40,284	40,544	40,805	
722770 Retirement	61,897	193,342	193,342	193,342	194,602	4,674,071	4,704,119	4,734,479	
722780 Hospitalization	37,624	141,150	141,150	141,150	142,070	3,644,784	3,668,220	3,691,891	
722790 Social Security	13,260	37,256	37,256	37,256	37,498	991,009	997,381	1,003,817	
722800 Dental	2,733	9,576	9,576	9,576	9,639	250,774	252,385	254,016	
722810 Disability	526	1,572	1,572	1,572	1,583	187,324	188,529	189,745	
722820 Unemployment Insurance	820	1,869	1,869	1,869	1,881	48,341	48,653	48,965	
722850 Optical	175	647	647	647	652	25,184	25,344	25,510	
	121,254	395,037	395,037	395,037	397,612	10,118,058	10,136,004	10,201,416	
Personnel	361,977	907,298	907,298	907,298	914,997	23,823,479	23,897,438	24,099,935	

Operating Expenses

Contractual Services

730058 Administration	275	0	0	0	0	0	0	0
730114 Auction Expense	0	2,000	2,000	2,000	2,000	1,000	1,000	1,000
730324 Communications	0	20,000	20,000	20,000	20,000	0	0	0
730373 Contracted Services	224,525	200,000	200,000	200,000	200,000	300,000	300,000	300,000
730562 Electrical Service	6,471	15,000	15,000	15,000	15,000	10,000	10,000	10,000
730646 Equipment Maintenance	33,553	45,000	45,000	45,000	45,000	35,000	35,000	35,000
730653 Equipment Rental	0	3,000	3,000	3,000	3,000	3,000	3,000	3,000
730660 Equipment Repair	3,640	36,000	36,000	36,000	36,000	5,000	5,000	5,000
730667 Equipment Repair Motor Vehicle	34,075	65,000	65,000	65,000	65,000	65,000	65,000	65,000
730772 Freight and Express	0	100	100	100	100	100	100	100
730779 Fuel Oil	0	100	100	100	100	100	100	100
730786 Garbage and Rubbish Disposal	0	2,500	2,500	2,500	2,500	2,000	2,000	2,000
730926 Indirect Costs	126,362	110,000	110,000	110,000	110,000	130,000	130,000	130,000
730940 Insurance	37	185	185	185	185	185	185	185
731157 Maintenance Equipment	390	1,000	1,000	1,000	1,000	1,000	1,000	1,000
731164 Maintenance Vehicles	5,026	7,000	7,000	7,000	7,000	7,000	7,000	7,000
731213 Membership Dues	40	80	80	80	80	80	80	80
731269 Natural Gas	12,882	10,000	10,000	10,000	10,000	13,000	13,000	13,000
731346 Personal Mileage	313	0	0	0	0	0	0	0
731486 Protective Clothing and Equip	39,483	30,000	30,000	30,000	30,000	45,000	45,000	45,000
731626 Rent	5,000	5,000	5,000	5,000	5,000	5,000	5,000	5,000
731780 Software Support Maintenance	10,000	15,000	15,000	15,000	15,000	15,000	15,000	15,000
731934 Towing and Storage Fees	1,385	500	500	500	500	500	500	500
732018 Travel and Conference	0	5,000	5,000	5,000	5,000	5,000	5,000	5,000
732102 Water and Sewage Charges	858	1,450	1,450	1,450	1,450	1,450	1,450	1,450
	504,316	573,915	573,915	573,915	573,915	644,415	644,415	644,415

Fund: 63900 - Drain Equipment	OAKLAND COUNTY, MICHIGAN
FY2013 AND FY2014 AND FY2015 County Executive Budget Recommendation	

Account Number/Description	FY 2011 Actual	FY 2012		FY 2013 Amended Plan	FY 2014 Amended Plan	FY 2013 County Exec. Recommended	FY 2014 County Exec. Recommended	FY 2015 County Exec. Recommended
		Adopted Budget	Amended Budget					
Commodities								
750049 Computer Supplies	14,625	20,000	20,000	20,000	20,000	20,000	20,000	20,000
750154 Expendable Equipment	6,480	30,000	30,000	30,000	30,000	30,000	30,000	30,000
750170 Other Expendable Equipment	6,332	7,000	7,000	7,000	7,000	7,000	7,000	7,000
750182 Film and Processing	0	120	120	120	120	120	120	120
750210 Gasoline Charges	87	100	100	100	100	100	100	100
750287 Maintenance Supplies	233	500	500	500	500	500	500	500
750294 Material and Supplies	156,443	228,000	228,000	228,000	228,000	328,000	328,000	328,000
750399 Office Supplies	12,776	12,500	12,500	12,500	12,500	13,200	13,200	13,200
750448 Postage-Standard Mailing	0	100	100	100	100	100	100	100
750497 Shop Supplies	917	1,500	1,500	1,500	1,500	1,500	1,500	1,500
750504 Small Tools	15,611	7,000	7,000	7,000	7,000	9,487	9,487	9,487
	213,503	306,820	306,820	306,820	306,820	410,007	410,007	410,007
Depreciation								
761084 Depreciation Buildings	21,722	21,722	21,722	21,722	21,722	21,722	21,722	21,722
761093 Depreciation Structures	16,827	16,828	16,828	16,828	16,828	16,828	16,828	16,828
761114 Depreciation Computer Software	209,912	209,912	209,912	209,386	208,650	209,386	208,650	208,650
761121 Depreciation Equipment	44,574	60,909	60,909	60,119	45,231	143,646	171,853	209,116
761128 Depreciation Furniture	12,216	5,016	5,016	2,852	1,355	2,852	1,355	0
761156 Depreciation Vehicles	294,124	272,660	272,660	257,262	246,448	320,287	344,587	368,799
	599,376	587,047	587,047	568,169	540,234	714,721	764,995	825,115
Interest on Debt								
765031 Interest Expense	16,855	18,000	18,000	18,000	18,000	18,000	18,000	18,000
	16,855	18,000	18,000	18,000	18,000	18,000	18,000	18,000
Operating Expenses	1,334,051	1,485,782	1,485,782	1,466,904	1,438,969	1,787,143	1,837,417	1,897,537
Internal Support								
Internal Services								
771638 Drain Equip Labor	0	0	0	0	0	467,299	471,258	475,258
771639 Drain Equipment	35,935	80,000	80,000	80,000	80,000	80,000	80,000	80,000
773630 Info Tech Development	2,247	2,000	2,000	2,000	2,000	2,000	2,000	2,000
774636 Info Tech Operations	508,638	545,374	545,374	545,469	547,722	593,072	595,249	595,249
774677 Insurance Fund	11,524	50,737	50,737	50,737	50,737	25,553	27,804	29,159
775754 Maintenance Department Charges	16,482	17,000	17,000	17,000	17,000	17,000	17,000	17,000
776659 Motor Pool Fuel Charges	493,307	461,600	461,600	461,600	461,600	505,900	505,900	505,900
776661 Motor Pool	809,120	820,700	820,700	820,700	820,700	820,700	820,700	820,700
777560 Radio Communications	500	1,500	1,500	1,500	1,500	500	500	500
778675 Telephone Communications	121,529	117,851	117,851	117,851	117,851	131,489	131,489	131,489
	1,999,282	2,096,762	2,096,762	2,096,857	2,099,110	2,643,513	2,651,900	2,657,255
Internal Support	1,999,282	2,096,762	2,096,762	2,096,857	2,099,110	2,643,513	2,651,900	2,657,255
Grand Total Expenditures	3,695,310	4,489,842	4,489,842	4,471,059	4,453,076	28,254,135	28,386,755	28,654,727

CAPITAL BUDGET PLAN FOR DRAIN EQUIPMENT FUND 63900

ASSET CATEGORY	TOTAL	DEPRECIATION THRU	BOOK VALUE	CAPITAL	DEPRECIATION							
	ASSETS	03/31/12	03/31/12	ADDITIONS	Remaining 2012	2013	2014	2015	2016	FUTURE	TOTAL	
BUILDINGS	\$ 868,876	\$ 228,913	\$ 639,963	\$ -	\$ 10,861	\$ 21,722	\$ 21,722	\$ 21,722	\$ 21,722	\$ 542,214	\$ 868,876	
STRUCTURES	673,098	92,551	580,547	-	8,414	16,827	16,827	16,827	16,827	504,823	673,098	
COMPUTER SOFTWARE	2,092,811	822,156	1,270,654	-	104,956	209,386	208,650	208,650	208,650	330,362	2,092,811	
EQUIPMENT	1,233,111	1,024,588	208,523	68,000	35,236	74,215	59,327	50,782	37,688	19,275	1,301,111	
FURNITURE	190,369	184,211	6,158	-	1,950	2,852	1,355	-	-	-	190,369	
VEHICLES	2,011,935	1,090,375	921,560	380,000	123,249	254,039	243,224	233,063	152,505	295,481	2,391,935	
LAND	130,000	-	130,000	-	-	-	-	-	-	-	-	
TOTAL ASSETS	7,200,200	3,442,794	3,757,405	448,000	284,666	579,042	551,106	531,043	437,391	1,692,157	7,518,200	
FISCAL												
YR	CAPITAL ACQUISITION											
2013	Maintenance Equipment			186,000	-	37,200	37,200	37,200	37,200	37,200	37,200	186,000
2013	Speciality Vehicles - Sterling Sewer Jet			260,000	-	26,000	26,000	26,000	26,000	26,000	156,000	260,000
2013	Speciality Vehicles - Dump Truck			115,000	-	11,500	11,500	11,500	11,500	11,500	69,000	115,000
2013	Speciality Vehicles - TV Van			250,000	-	25,000	25,000	25,000	25,000	25,000	150,000	250,000
2014	Speciality Vehicles - Crane Truck			90,000	-	-	9,000	9,000	9,000	9,000	63,000	90,000
2014	Speciality Vehicles - Dump Truck			40,000	-	-	4,000	4,000	4,000	4,000	28,000	40,000
2014	Maintenance Equipment			430,775	-	-	86,155	86,155	86,155	86,155	172,310	430,775
2014	Speciality Vehicles - Dump Truck			61,251	-	-	6,125	6,125	6,125	6,125	42,876	61,251
2015	Maintenance Equipment			224,189	-	-	-	44,838	44,838	44,838	134,513	224,189
2015	Speciality Vehicles - 2 1/2 Ton Crane Truck			100,000	-	-	-	10,000	10,000	10,000	80,000	100,000
2015	Speciality Vehicles - TV Van			250,000	-	-	-	25,000	25,000	25,000	200,000	250,000
2015	Speciality Vehicles - Dump Truck			101,154	-	-	-	10,115	10,115	10,115	80,923	101,154
TOTAL CAPITAL ACQUISITION	-	-	-	2,108,369	-	99,700	204,980	294,933	294,933	1,213,822	2,108,369	
GRAND TOTAL	\$7,200,200	\$3,442,794	\$3,757,405	\$2,556,369	\$284,666	\$678,742	\$756,086	\$825,977	\$732,325	\$2,905,979	\$9,626,569	

NOTES:

Capitalization Threshold = \$5,000

Useful Life of Assets:

Vehicles	4 years
Specialty Vehicles (Vactor Trucks, Sewer Jet Trucks, TV Vans, etc)	Varies - 5 to 10 years
Maintenance Equipment	5 years
Technology Systems (GIS, SCADA)	10 years
Buildings	40 years
Land	Not depreciated

Fund:	63100 - Facilities Maint and Operation	OAKLAND COUNTY, MICHIGAN						
		FY2013 AND FY2014 AND FY2015 County Executive Budget Recommendation						

Account Number/Description	FY 2011 Actual	FY 2012		FY 2013 Amended Plan	FY 2014 Amended Plan	FY 2013 County Exec. Recommended	FY 2014 County Exec. Recommended	FY 2015 County Exec. Recommended	
		Adopted Budget	Amended Budget						
Revenues									
Revenue									
Charges for Services									
631134	Maintenance Dept Charges	888,830	967,500	970,285	975,855	975,855	967,500	967,500	967,500
631386	Office Space Rental GF GP	21,691,041	22,513,537	22,513,537	22,546,117	23,932,711	22,449,631	23,687,309	23,811,787
631393	Office Space Rental Non GF GP	2,332,391	2,353,837	2,353,837	2,355,631	2,494,879	2,365,773	2,498,161	2,511,478
		<u>24,912,261</u>	<u>25,834,874</u>	<u>25,837,659</u>	<u>25,877,603</u>	<u>27,403,445</u>	<u>25,782,904</u>	<u>27,152,970</u>	<u>27,290,765</u>
Ext ISF Charges for Services									
635017	Ext-Agencies Revenue	161,427	167,240	167,240	151,566	76,904	171,700	171,700	171,700
635025	Ext-Annual Rent	47,000	57,500	3,500	0	0	0	0	0
635090	Ext-Daily Stall Rental	106,754	99,000	31,000	0	0	0	0	0
635225	Ext-Flea Market	13,186	16,500	10,500	0	0	0	0	0
635530	Ext-Other Revenue	319,701	192,300	192,300	192,300	192,300	181,300	181,300	181,300
		<u>648,069</u>	<u>532,540</u>	<u>404,540</u>	<u>343,866</u>	<u>269,204</u>	<u>353,000</u>	<u>353,000</u>	<u>353,000</u>
Investment Income									
655077	Accrued Interest Adjustments	(1,189)	0	0	0	0	0	0	0
655385	Income from Investments	132,299	192,500	192,500	156,300	156,300	137,500	137,500	137,500
		<u>131,110</u>	<u>192,500</u>	<u>192,500</u>	<u>156,300</u>	<u>156,300</u>	<u>137,500</u>	<u>137,500</u>	<u>137,500</u>
Planned Use of Fund Balance									
665882	Planned Use of Balance	0	1,345,011	1,337,554	1,406,497	61,486	1,345,011	0	0
		<u>0</u>	<u>1,345,011</u>	<u>1,337,554</u>	<u>1,406,497</u>	<u>61,486</u>	<u>1,345,011</u>	<u>0</u>	<u>0</u>
Other Revenues									
670570	Refund Prior Years Expenditure	35,826	0	0	0	0	0	0	0
670627	Sale of Equipment	6,382	0	0	0	0	0	0	0
		<u>42,208</u>	<u>0</u>	<u>0</u>	<u>0</u>	<u>0</u>	<u>0</u>	<u>0</u>	<u>0</u>
Revenue		25,733,648	27,904,925	27,772,253	27,784,266	27,890,435	27,618,415	27,643,470	27,781,265
Other Financing Sources									
Transfers In									
695500	Transfers In	978	0	137,598	0	0	0	0	0
		<u>978</u>	<u>0</u>	<u>137,598</u>	<u>0</u>	<u>0</u>	<u>0</u>	<u>0</u>	<u>0</u>
Other Financing Sources		978	0	137,598	0	0	0	0	0
Grand Total Revenues		25,734,626	27,904,925	27,909,851	27,784,266	27,890,435	27,618,415	27,643,470	27,781,265

Expenditures

Personnel									
Salaries									
702010	Salaries Regular	5,965,143	7,035,680	7,023,680	6,995,664	7,066,021	6,967,879	7,037,557	7,107,933
702030	Holiday	243,932	0	0	0	0	0	0	0
702050	Annual Leave	470,108	0	0	0	0	0	0	0
702080	Sick Leave	127,985	0	0	0	0	0	0	0

Fund:	63100 - Facilities Maint and Operation	OAKLAND COUNTY, MICHIGAN
FY2013 AND FY2014 AND FY2015 County Executive Budget Recommendation		

Account Number/Description	FY 2011 Actual	FY 2012		FY 2013 Amended Plan	FY 2014 Amended Plan	FY 2013 County Exec. Recommended	FY 2014 County Exec. Recommended	FY 2015 County Exec. Recommended
		Adopted Budget	Amended Budget					
702120 Jury Duty	591	0	0	0	0	0	0	0
702130 Shift Premium	62,786	0	0	0	0	0	0	0
702140 Other Miscellaneous Salaries	3,359	0	0	0	0	49,140	0	0
702190 Workers Compensation Pay	12,287	0	0	0	0	0	0	0
702200 Death Leave	7,338	0	0	0	0	0	0	0
702360 Short Term Disability	63,464	0	0	0	0	0	0	0
712020 Overtime	179,644	242,500	236,500	225,000	225,000	225,000	225,000	225,000
712040 Holiday Overtime	56,211	62,500	62,000	62,000	62,000	62,000	62,000	62,000
712090 On Call	40,467	45,000	45,000	45,000	45,000	45,000	45,000	45,000
	7,233,316	7,385,680	7,367,180	7,327,664	7,398,021	7,349,019	7,369,557	7,439,933
Fringe Benefits								
722740 Fringe Benefits	0	0	0	0	0	28,860	0	0
722750 Workers Compensation	218,103	214,081	214,067	213,540	213,540	212,071	212,071	212,071
722760 Group Life	29,439	24,934	24,984	24,924	24,924	20,677	20,677	20,677
722770 Retirement	2,206,482	2,730,408	2,722,308	2,710,406	2,739,414	2,515,927	2,543,630	2,571,609
722780 Hospitalization	1,689,800	2,075,322	2,073,422	2,071,447	2,071,447	1,990,901	1,990,901	1,990,901
722790 Social Security	506,859	554,280	553,380	549,564	556,368	542,200	547,874	553,606
722800 Dental	131,460	146,143	146,043	145,928	145,928	138,964	138,964	138,964
722810 Disability	21,198	22,522	22,422	22,385	22,385	97,208	97,208	97,208
722820 Unemployment Insurance	31,579	26,716	26,706	26,564	26,564	25,763	25,763	25,763
722850 Optical	7,276	8,926	8,916	8,909	8,909	13,890	13,890	13,890
	4,842,195	5,803,332	5,792,248	5,773,667	5,809,479	5,586,461	5,590,978	5,624,689
	12,075,510	13,189,012	13,159,428	13,101,331	13,207,500	12,935,480	12,960,535	13,064,622
Personnel								
Operating Expenses								
Contractual Services								
730044 Adj Prior Years Revenue	12,866	0	0	0	0	0	0	0
730114 Auction Expense	142	500	500	500	500	500	500	500
730121 Bank Charges	49	0	0	0	0	0	0	0
730240 Cash Shortage	55	0	0	0	0	0	0	0
730562 Electrical Service	2,679,262	3,350,000	3,350,000	3,450,000	3,450,000	2,750,000	3,450,000	3,450,000
730585 Employee License-Certification	48	4,000	4,000	4,000	4,000	4,000	4,000	4,000
730611 Employees Medical Exams	1,250	600	600	600	600	600	600	600
730646 Equipment Maintenance	54,743	70,000	70,000	70,000	70,000	70,000	70,000	70,000
730753 Foreign Transaction Fee	12	0	0	0	0	0	0	0
730779 Fuel Oil	0	300,000	300,000	600,000	600,000	150,000	600,000	600,000
730786 Garbage and Rubbish Disposal	92,332	160,000	159,700	159,100	159,100	159,100	159,100	159,100
730926 Indirect Costs	1,254,946	1,266,600	1,266,600	1,266,600	1,266,600	1,266,600	1,266,600	1,266,600
731059 Laundry and Cleaning	43,224	56,000	56,000	56,000	56,000	56,000	56,000	56,000
731115 Licenses and Permits	12,637	10,000	10,000	10,000	10,000	10,000	10,000	10,000
731213 Membership Dues	6,484	3,000	3,000	3,000	3,000	3,000	3,000	3,000
731241 Miscellaneous	3,795	7,500	7,500	7,500	7,500	7,500	7,500	7,500
731269 Natural Gas	1,381,736	2,100,000	2,100,000	2,200,000	2,200,000	1,700,000	2,200,000	2,200,000
731339 Periodicals Books Publ Sub	1,128	2,000	2,000	2,000	2,000	2,000	2,000	2,000
731346 Personal Mileage	2,076	2,100	1,700	1,300	1,300	1,300	1,300	1,300

Fund:	63100 - Facilities Maint and Operation	OAKLAND COUNTY, MICHIGAN							
		FY2013 AND FY2014 AND FY2015 County Executive Budget Recommendation							

Account Number/Description	FY 2011 Actual	FY 2012		FY 2013 Amended Plan	FY 2014 Amended Plan	FY 2013 County Exec. Recommended	FY 2014 County Exec. Recommended	FY 2015 County Exec. Recommended
		Adopted Budget	Amended Budget					
731388 Printing	418	2,600	2,600	2,600	2,600	2,600	2,600	2,600
731626 Rent	24,480	24,500	24,500	0	0	0	0	0
731773 Software Rental Lease Purchase	23,921	20,000	20,000	20,000	20,000	20,000	20,000	20,000
731780 Software Support Maintenance	6,742	12,000	12,000	12,000	12,000	12,000	12,000	12,000
731878 Sublet Repairs	2,820,191	3,361,256	3,359,556	3,355,493	3,355,659	3,031,079	3,245,033	3,277,973
732018 Travel and Conference	5,735	5,000	5,000	5,000	5,000	5,000	5,000	5,000
732102 Water and Sewage Charges	866,618	900,000	900,000	900,000	900,000	900,000	900,000	- 900,000
	9,294,890	11,657,656	11,655,256	12,125,693	12,125,859	10,151,279	12,015,233	12,048,173
Commodities								
750063 Custodial Supplies	210,933	210,900	209,650	207,550	207,550	207,550	207,550	207,550
750119 Dry Goods and Clothing	17,115	10,000	10,000	10,000	10,000	10,000	10,000	10,000
750154 Extendable Equipment	662	20,000	20,000	20,000	20,000	20,000	20,000	20,000
750210 Gasoline Charges	16,052	9,000	9,000	9,000	9,000	9,000	9,000	9,000
750224 Grounds Supplies	47,511	55,600	55,600	55,600	55,600	55,600	55,600	55,600
750287 Maintenance Supplies	436,275	459,400	459,400	459,400	459,400	459,400	459,400	459,400
750294 Material and Supplies	129,717	125,000	125,000	125,000	125,000	125,000	125,000	125,000
750399 Office Supplies	25,767	23,200	23,100	23,100	23,100	23,100	23,100	23,100
750448 Postage-Standard Mailing	2,728	2,000	2,000	2,000	2,000	2,000	2,000	2,000
750455 Printing Supplies	0	600	600	600	600	600	600	600
750485 Road Salt	76,384	150,000	150,000	150,000	150,000	125,000	125,000	125,000
750490 Security Supplies	159,897	100,000	100,000	100,000	100,000	125,000	125,000	125,000
750497 Shop Supplies	6,014	6,000	6,000	6,000	6,000	6,000	6,000	6,000
750504 Small Tools	13,878	12,000	12,000	12,000	12,000	12,000	12,000	12,000
	1,142,933	1,183,700	1,182,350	1,180,250	1,180,250	1,180,250	1,180,250	1,180,250
Depreciation								
761014 Depreciation Drains Intrcptrs	13,752	0	0	0	0	0	0	0
761028 Depreciation Gas Lines	932	0	0	0	0	0	0	0
761121 Depreciation Equipment	32,944	56,000	56,000	63,000	63,000	63,000	63,000	63,000
761156 Depreciation Vehicles	28,421	0	0	0	0	0	0	0
	76,050	56,000	56,000	63,000	63,000	63,000	63,000	63,000
Operating Expenses	10,513,872	12,897,356	12,893,606	13,368,943	13,369,109	11,394,529	13,258,483	13,291,423
Internal Support								
Internal Services								
770667 Convenience Copier	9,877	9,247	9,247	9,917	9,917	10,326	10,326	10,326
771639 Drain Equipment	23,668	17,500	17,500	17,500	17,500	17,500	17,500	17,500
773630 Info Tech Development	28,564	15,000	15,000	15,000	15,000	15,000	15,000	15,000
774636 Info Tech Operations	298,923	285,277	285,277	285,270	285,104	387,005	388,427	388,427
774677 Insurance Fund	87,641	91,539	88,439	87,023	87,023	92,672	93,296	94,064
776659 Motor Pool Fuel Charges	85,395	87,300	87,300	87,300	87,300	87,300	87,300	87,300
776661 Motor Pool	272,844	278,000	278,000	278,000	278,000	278,100	278,100	278,100
777560 Radio Communications	7,501	7,312	7,312	7,312	7,312	7,357	7,357	7,357
778675 Telephone Communications	129,538	127,382	127,132	126,670	126,670	127,146	127,146	127,146
	943,951	918,557	915,207	913,992	913,826	1,022,406	1,024,452	1,025,220

Fund:	63100 - Facilities Maint and Operation	OAKLAND COUNTY, MICHIGAN						
		FY2013 AND FY2014 AND FY2015 County Executive Budget Recommendation						

Account Number/Description	FY 2011 Actual	FY 2012		FY 2013 Amended Plan	FY 2014 Amended Plan	FY 2013 County Exec. Recommended	FY 2014 County Exec. Recommended	FY 2015 County Exec. Recommended
		Adopted Budget	Amended Budget					
Internal Support	943,951	918,557	915,207	913,992	913,826	1,022,406	1,024,452	1,025,220
Transfers/Other Sources (Uses)								
<u>Transfers Out</u>								
788001 Transfers Out	900,163	900,000	941,610	400,000	400,000	2,266,000	400,000	400,000
	900,163	900,000	941,610	400,000	400,000	2,266,000	400,000	400,000
Transfers/Other Sources (Uses)	900,163	900,000	941,610	400,000	400,000	2,266,000	400,000	400,000
Grand Total Expenditures	24,433,497	27,904,925	27,909,851	27,784,266	27,890,435	27,618,415	27,643,470	27,781,265

**FACILITIES MAINTENANCE & OPERATIONS - FUND #63100
FY 2013 - FY 2015 BUDGET - BY BUILDING**

Building	Gross Square Footage	FY 2013 Total Billable Operations	FY 2014 Total Billable Operations	FY 2015 Total Billable Operations	FY 2013 Rate Per Square Ft.	FY 2014 Rate Per Square Ft.	FY 2015 Rate Per Square Ft.
Childrens' Village/Building A	18,602	\$253,121	\$267,341	\$268,771	\$13.61	\$14.37	\$14.45
Childrens' Village/Building B	8,599	114,421	120,849	121,495	13.31	14.05	14.13
Childrens' Village/Building C	8,599	116,552	123,100	123,758	13.55	14.32	14.39
Childrens' Village/Building D	8,599	111,201	117,448	118,076	12.93	13.66	13.73
Childrens' Village/Building G	11,874	123,143	130,061	130,756	10.37	10.95	11.01
Childrens' Village/Building H	19,392	232,063	245,100	246,411	11.97	12.64	12.71
Childrens' Village/Building J	64,081	749,088	791,172	795,404	11.69	12.35	12.41
Childrens' Village/Building K	3,447	165,484	174,781	175,716	48.01	50.71	50.98
Childrens' Village School	26,367	267,104	282,110	283,619	10.13	10.70	10.76
L Building	5,102	53,713	56,731	57,035	10.53	11.12	11.18
D Building	3,164	46,517	49,130	49,393	14.70	15.53	15.61
North Office Building	37,572	343,331	362,620	364,560	9.14	9.65	9.70
Jail East Annex (formerly Work Release)	61,138	635,246	670,934	674,523	10.39	10.97	11.03
Executive Office Building (41W)	105,358	1,412,476	1,491,829	1,499,810	13.41	14.16	14.24
Central Services Building	19,020	112,291	118,599	119,234	5.90	6.24	6.27
Courthouse	415,100	6,767,330	7,147,518	7,185,756	16.30	17.22	17.31
Storage Building	1,485	10,827	11,436	11,497	7.29	7.70	7.74
Law Enforcement Complex	267,978	3,851,760	4,068,151	4,089,915	14.37	15.18	15.26
Administrative Annex I	29,799	435,235	459,687	462,146	14.61	15.43	15.51
Public Works Building	67,831	841,252	888,513	893,267	12.40	13.10	13.17
North Oakland Health Center (34E)	84,054	716,180	756,415	760,462	8.52	9.00	9.05
Administrative Annex II	34,157	134,779	142,350	143,112	3.95	4.17	4.19
Central Garage	26,697	153,329	161,943	162,809	5.74	6.07	6.10
Child Care Center	12,552	214,755	226,820	228,033	17.11	18.07	18.17
Health Center/Pontiac	23,675	267,329	282,348	283,858	11.29	11.93	11.99
Medical Care Facility(excluding Health Lab)	45,781	166,564	175,922	176,863	3.64	3.84	3.86
Medical Care Facility/ Health Lab	2,955	82,405	87,035	87,500	27.89	29.46	29.61
Sheriff's Administration Facility	61,891	762,547	805,387	809,696	12.32	13.01	13.08
IT Center	81,540	1,064,304	1,124,096	1,130,110	13.05	13.79	13.86
Oakland Pointe - East	38,013	379,650	400,979	403,124	9.99	10.55	10.60
Oakland Pointe - West	38,082	367,672	388,327	390,405	9.65	10.20	10.25
Medical Examiner Facility	38,680	649,686	686,185	689,856	16.80	17.74	17.83
Materials Management	20,835	150,805	159,277	160,129	7.24	7.64	7.69
Total Service Center	1,692,015	\$21,752,160	\$22,974,194	\$23,097,099	\$12.86	\$13.58	\$13.65
Trusty Camp	29,524	\$165,425	\$174,719	\$175,654	\$5.60	\$5.92	\$5.95
Boot Camp	10,108	40,738	43,026	43,257	4.03	4.26	4.28
Trusty Camp Inmate Housing	18,023	302,662	319,666	321,376	16.79	17.74	17.83
South Oakland Office Building	54,675	413,854	437,104	439,442	7.57	7.99	8.04
Southfield Health Center	37,995	530,613	560,421	563,421	13.97	14.75	14.83
Rochester Hills District Court	53,612	427,279	451,284	453,698	7.97	8.42	8.46
West Oakland Office Building	16,939	193,125	203,976	205,067	11.40	12.04	12.11
Animal Center	23,151	561,247	592,782	595,951	24.24	25.60	25.74
Total Other Buildings	244,027	\$2,634,943	\$2,782,978	\$2,797,866	\$10.80	\$11.40	\$11.47
Total County Buildings	1,936,042	\$24,387,104	\$25,757,170	\$25,894,965	\$12.60	\$13.30	\$13.38
Direct Billings:							
Service Center Grounds		\$600,000	\$600,000	\$600,000			
Maintenance Department Charges		800,000	800,000	800,000			
External Agencies		181,300	181,300	181,300			
Water & Sewer Trust Fund Safety Alarms		157,500	157,500	157,500			
Parks & Recreation Safety Alarms		10,000	10,000	10,000			
Total Direct Billings		\$1,748,800	\$1,748,800	\$1,748,800			
Investment Income		137,500	137,500	137,500			
Total Fund Revenue		\$26,273,404	\$27,643,470	\$27,781,265			
Planned Use of Balance		1,345,011	-	-			
Total Fund		\$27,618,415	\$27,643,470	\$27,781,265			

OAKLAND COUNTY
FY 2013 - FY 2015 BUDGET
FACILITIES MAINTENANCE & OPERATIONS - FUND #63100
BUILDING SPACE COST ALLOCATION

FUNCTION/DEPARTMENT/DIVISION GENERAL FUND/GENERAL PURPOSE FUNDS:	FY 2012 BUDGET			FY 2013 BUDGET			FY 2014 BUDGET			FY 2015 BUDGET		
	GROSS SQUARE FOOTAGE	RATE PER SQ/FT	ANNUAL RENTAL AMOUNT	GROSS SQUARE FOOTAGE	RATE PER SQ/FT	ANNUAL RENTAL AMOUNT	GROSS SQUARE FOOTAGE	RATE PER SQ/FT	ANNUAL RENTAL AMOUNT	GROSS SQUARE FOOTAGE	RATE PER SQ/FT	ANNUAL RENTAL AMOUNT
ADMINISTRATION OF JUSTICE												
RHC ROCHESTER HILLS DISTRICT COURT - 52/3	47,366	\$8.44	\$399,566	47,366	\$7.97	\$377,497	47,366	\$8.42	\$398,705	47,366	\$8.46	\$400,838
PROBATE COURT DEPT												
CTH Estates & Mental Health (Courthouse)	9,012	\$16.23	\$146,313	9,012	\$16.30	\$146,925	9,012	\$17.22	\$155,179	9,012	\$17.31	\$156,009
CTH Judicial (Courthouse)	11,338	16.23	184,078	11,338	16.30	184,849	11,338	17.22	195,233	11,338	17.31	196,278
Total Probate Court	20,351		\$330,391	20,351		\$331,774	20,351		\$350,412	20,351		\$352,287
CIRCUIT COURT DEPT												
CTH Judicial Administration	15,832	\$16.23	\$257,025	15,832	\$16.30	\$258,101	15,832	\$17.22	\$272,601	15,832	\$17.31	\$274,059
CTH Business Operations	3,927	16.23	63,753	3,927	16.30	64,020	3,927	17.22	67,616	3,927	17.31	67,978
CTH General Jurisdiction	86,462	16.23	1,403,706	86,462	16.30	1,409,581	86,462	17.22	1,488,771	86,462	17.31	1,496,735
CTH Assignment	3,914	16.23	63,544	3,914	16.30	63,810	3,914	17.22	67,394	3,914	17.31	67,755
CTH Jury Operations	6,826	16.23	110,817	6,826	16.30	111,280	6,826	17.22	117,532	6,826	17.31	118,161
SO Court Services/Casework Serv. (S. Oakland Office Bldg)	6,652	7.45	49,526	5,102	7.57	38,620	5,102	7.99	40,789	5,102	8.04	41,007
CTH Court Services/Clinical Services	2,422	16.23	39,326	2,422	16.30	39,490	2,422	17.22	41,709	2,422	17.31	41,932
CTH Court Services/Youth Assistance	2,798	16.23	45,419	2,798	16.30	45,609	2,798	17.22	48,171	2,798	17.31	48,429
CTH Probate Ct/Ct Desk & Waiting	1,659	16.23	26,937	1,659	16.30	27,050	1,659	17.22	28,569	1,659	17.31	28,722
CTH Family Division	16,200	16.23	263,013	16,200	16.30	264,113	16,200	17.22	278,951	16,200	17.31	280,444
CTH Family Division/Judges	18,703	16.23	303,642	18,703	16.30	304,913	18,703	17.22	322,043	18,703	17.31	323,766
Total Circuit Court	165,395		\$2,626,708	163,845		\$2,626,587	163,845		\$2,774,146	163,845		\$2,788,988
TOTAL ADMINISTRATION OF JUSTICE	233,111		\$3,356,665	231,561		\$3,335,858	231,561		\$3,523,263	231,561		\$3,542,113
LAW ENFORCEMENT												
CTH PROSECUTING ATTORNEY DEPT	58,571	\$16.23	\$950,892	58,571	\$16.30	\$954,872	58,571	\$17.22	\$1,008,516	58,571	\$17.31	\$1,013,912
SHERIFF DEPT												
SADM Sheriff (Administration)	19,280	\$11.07	\$213,415	19,280	\$12.32	\$237,547	19,280	\$13.01	\$250,892	19,280	\$13.08	\$252,234
LEC Sheriff (Law Enforcement Complex)	267,368	14.24	3,806,375	267,368	14.37	3,842,986	267,368	15.18	4,058,885	267,368	15.26	4,080,599
TC Sheriff (Trusty Camp Inmate Housing)												
TC Sheriff Marine Storage (Trusty Camp)	8,707	6.77	58,967	8,707	5.60	48,787	8,707	5.92	51,529	8,707	5.95	51,804
CTH Sheriff Detention (Courthouse)	12,974	16.23	210,624	12,974	16.30	211,506	12,974	17.22	223,388	12,974	17.31	224,583
RHC Sheriff (Rochester Hills District Court)	5,720	8.44	48,249	5,720	7.97	45,584	5,720	8.42	48,145	5,720	8.46	48,403
SADM Sheriff (Training/Media Rooms)	937	11.07	10,366	937	12.32	11,539	937	13.01	12,187	937	13.08	12,252
JEA Sheriff Work Release (Jail East Annex)	61,138	10.51	642,392	61,138	10.39	635,246	61,138	10.97	670,934	61,138	11.03	674,523
OP2 Sheriff (Court Security)	548	9.65	5,285	523	9.99	5,225	523	10.55	5,519	523	10.60	5,548
AAI Sheriff (Operations)	7,416	15.64	116,018	7,416	14.61	108,322	7,416	15.43	114,407	7,416	15.51	115,019
SADM Sheriff (Patrol Services)	4,685	11.07	51,855	4,685	12.32	57,718	4,685	13.01	60,961	4,685	13.08	61,287
SADM Sheriff (Detective Bureau)	27,390	11.07	303,183	27,390	12.32	337,465	27,390	13.01	356,424	27,390	13.08	358,331
SO Sheriff (Taskforce Office)	353	7.45	2,631	351	7.57	2,655	351	7.99	2,805	351	8.04	2,820
AAI Sheriff (Admin. Annex I - "A")	5,806	15.64	90,832	5,806	14.61	84,806	5,806	15.43	89,571	5,806	15.51	90,050
OP1 Sheriff Drug Testing	1,025	9.99	10,237	1,049	9.65	10,125	1,049	10.20	10,694	1,049	10.25	10,751
SADM Sheriff (Crime Lab)	9,600	11.07	106,265	9,600	12.32	118,281	9,600	13.01	124,926	9,600	13.08	125,594
Total Sheriff Department	432,945		\$5,676,694	432,942		\$5,757,793	432,942		\$6,081,265	432,942		\$6,113,799
TOTAL LAW ENFORCEMENT	491,516		\$6,627,586	491,513		\$6,712,665	491,513		\$7,089,782	491,513		\$7,127,711

**OAKLAND COUNTY
FY 2013 - FY 2015 BUDGET
FACILITIES MAINTENANCE & OPERATIONS - FUND #63100
BUILDING SPACE COST ALLOCATION**

FUNCTION/DEPARTMENT/DIVISION	FY 2012 BUDGET			FY 2013 BUDGET			FY 2014 BUDGET			FY 2015 BUDGET			
	GROSS SQUARE FOOTAGE	RATE PER SQ/FT	ANNUAL RENTAL AMOUNT	GROSS SQUARE FOOTAGE	RATE PER SQ/FT	ANNUAL RENTAL AMOUNT	GROSS SQUARE FOOTAGE	RATE PER SQ/FT	ANNUAL RENTAL AMOUNT	GROSS SQUARE FOOTAGE	RATE PER SQ/FT	ANNUAL RENTAL AMOUNT	
GENERAL GOVERNMENT & LEGISLATIVE													
CLERK/REGISTER OF DEEDS DEPT													
CTH	County Clerk	17,888	\$16.23	\$290,409	17,888	\$16.30	\$291,624	17,888	\$17.22	\$308,008	17,888	\$17.31	\$309,656
CTH	Elections Division	12,175	16.23	197,665	12,175	16.30	198,493	12,175	17.22	209,644	12,175	17.31	210,765
CTH	Register of Deeds	9,746	16.23	158,219	9,746	16.30	150,700	9,746	17.22	159,626	9,746	17.31	160,524
CTH	Jury Commission	1,653	16.23	26,835	1,653	16.30	26,947	1,653	17.22	28,461	1,653	17.31	28,613
CTH	Micrographics	3,295	16.23	53,501	3,295	16.30	53,725	3,295	17.22	56,743	3,295	17.31	57,046
IT	Micrographics (IT Center)				1,106	13.05	14,440	1,106	13.79	15,251	1,106	13.86	15,333
CTH	Administration	1,784	16.23	28,966	1,784	16.30	29,088	1,784	17.22	30,722	1,784	17.31	30,886
	Total Clerk/Register of Deeds	46,541		\$755,596	47,648		\$765,017	47,648		\$808,455	47,648		\$812,824
CTH	COUNTY TREASURER DEPT	9,834	\$16.23	\$159,658	9,834	\$16.30	\$160,326	9,834	\$17.22	\$169,333	9,834	\$17.31	\$170,239
BOARD OF COMMISSIONERS DEPT													
CTH	Board of Commissioners	5,870	\$16.23	\$95,296	5,870	\$16.30	\$95,695	5,870	\$17.22	\$101,071	5,870	\$17.31	\$101,612
SO	Board of Commissioners (South Office Bldg.)	556	7.45	4,137	583	7.57	4,414	583	7.99	4,662	583	8.04	4,687
CTH	Program Evaluation	2,387	16.23	38,754	2,387	16.30	38,917	2,387	17.22	41,103	2,387	17.31	41,323
CTH	Library Board Admin. (Consolidated Library)	21,356	16.23	346,717	21,356	16.30	348,168	21,356	17.22	367,728	21,356	17.31	369,695
	Total Board of Commissioners	30,169		\$484,904	30,196		\$487,194	30,196		\$514,564	30,196		\$517,317
WATER RESOURCES COMMISSIONER DEPT													
PWB	Water Resources Commissioner	40,142	\$13.80	\$553,990	40,142	\$12.40	\$497,852	40,142	\$13.10	\$525,821	40,142	\$13.17	\$528,635
AAII	Water Resources Comm. (Cross Connection)	4,557	4.16	18,958	4,557	3.95	17,979	4,557	4.17	18,989	4,557	4.19	19,091
NOB	Water Resources Commissioner	875	9.00	7,877	875	9.14	7,998	875	9.65	8,447	875	9.70	8,492
	Total Water Resources Commissioner	45,574		\$580,824	45,574		\$523,829	45,574		\$553,257	45,574		\$556,218
	TOTAL GENERAL GOV'T & LEGISLATIVE	132,118		\$1,980,981	133,252		\$1,936,365	133,252		\$2,045,609	133,252		\$2,056,597
COUNTY EXECUTIVE													
EXECUTIVE OFFICE DEPT													
NHC/34E	Audit Division	4,019	\$9.95	\$39,982	4,191	\$8.52	\$35,713	4,191	\$9.00	\$37,719	4,191	\$9.05	\$37,921
CTH	Corporation Counsel	6,512	16.23	105,722	6,512	16.30	106,164	6,512	17.22	112,129	6,512	17.31	112,729
EOB/41W	Administration (Executive Support)	1,099	11.19	12,289	1,099	13.41	14,728	1,099	14.16	15,556	1,099	14.24	15,639
EOB/41W	Administration	16,703	11.19	186,836	16,703	13.41	223,930	16,703	14.16	236,510	16,703	14.24	237,775
	Total Executive's Office	28,333		\$344,828	28,505		\$380,535	28,505		\$401,914	28,505		\$404,064
MANAGEMENT & BUDGET DEPT													
EOB/41W	Fiscal Services (Budget)	23,505	\$11.19	\$262,923	23,505	\$13.41	\$315,123	23,505	\$14.16	\$332,827	23,505	\$14.24	\$334,607
CTH	Fiscal Services (Reimbursement)	6,649	16.23	107,949	6,649	16.30	108,401	6,649	17.22	114,491	6,649	17.31	115,104
EOB/41W	Purchasing Division	6,990	11.19	78,186	6,990	13.41	93,709	6,990	14.16	98,973	6,990	14.24	99,503
OP1	Equalization (Oakland Pointe I)	17,782	9.99	177,646	18,190	9.65	175,615	18,190	10.20	185,481	18,190	10.25	186,473
EOB/41W	Administration	971	11.19	10,856	971	13.41	13,011	971	14.16	13,742	971	14.24	13,815
	Total Management & Budget	55,897		\$637,560	56,304		\$705,859	56,304		\$745,514	56,304		\$749,502
CENTRAL SERVICES DEPT													
MM	Materials Management (Materials Mgt. Ctr.)	11,796	\$7.01	\$82,653	6,690	\$7.24	\$48,423	6,690	\$7.64	\$51,143	6,690	\$7.69	\$51,417
MM	Mail Room	1,456	7.01	10,204	3,037	7.24	21,981	3,037	7.64	23,216	3,037	7.69	23,340
MM	Print Shop	3,244	7.01	22,727	3,367	7.24	24,368	3,367	7.64	25,737	3,367	7.69	25,874
MM	Record Retention	4,856	7.01	34,023	5,040	7.24	36,479	5,040	7.64	38,528	5,040	7.69	38,735
CTH	Record Retention	13,179	16.23	213,962	13,179	16.30	214,857	13,179	17.22	226,928	13,179	17.31	228,142
AAII	Record Retention (Administrative Annex II)	28,198	4.16	117,318	28,198	3.95	111,265	28,198	4.17	117,515	28,198	4.19	118,144
CTH	Courthouse Cafeteria	10,734	16.23	174,261	10,734	16.30	174,990	10,734	17.22	184,821	10,734	17.31	185,810
EOB/41W	Administration	412	11.19	4,606	412	13.41	5,521	412	14.16	5,831	412	14.24	5,862
	Total Central Services	73,874		\$659,753	70,656		\$637,884	70,656		\$673,720	70,656		\$677,324

OAKLAND COUNTY
FY 2013 - FY 2015 BUDGET
FACILITIES MAINTENANCE & OPERATIONS - FUND #63100
BUILDING SPACE COST ALLOCATION

FUNCTION/DEPARTMENT/DIVISION	FY 2012 BUDGET			FY 2013 BUDGET			FY 2014 BUDGET			FY 2015 BUDGET		
	GROSS SQUARE FOOTAGE	RATE PER SQ/FT	ANNUAL RENTAL AMOUNT	GROSS SQUARE FOOTAGE	RATE PER SQ/FT	ANNUAL RENTAL AMOUNT	GROSS SQUARE FOOTAGE	RATE PER SQ/FT	ANNUAL RENTAL AMOUNT	GROSS SQUARE FOOTAGE	RATE PER SQ/FT	ANNUAL RENTAL AMOUNT
FACILITIES MANAGEMENT DEPT												
PWB Administration	590	\$13.80	\$8,145	590	\$12.40	\$7,320	590	\$ 13.10	\$7,731	590	\$ 13.17	\$7,772
PWB Facilities Engineering	2,248	13.80	31,029	2,248	12.40	27,885	2,248	13.10	29,452	2,248	13.17	29,609
Total Facilities Management	2,839		\$39,175	2,839		\$35,205	2,839		\$37,183	2,839		\$37,382
HUMAN RESOURCES DEPT												
EOB/41W Administration/ Labor Relations	2,402	\$11.19	\$26,871	2,402	\$13.41	\$32,206	2,402	\$ 14.16	\$34,016	2,402	\$ 14.24	\$34,198
EOB/41W HR Recruitment & Workforce Plan. Adm.	7,554	11.19	84,492	7,554	13.41	101,267	7,554	14.16	106,956	7,554	14.24	107,528
EOB/41W HR Benefits Admin.	10,390	11.19	116,218	10,390	13.41	139,292	10,390	14.16	147,117	10,390	14.24	147,904
Total Personnel	20,346		\$227,582	20,346		\$272,765	20,346		\$288,089	20,346		\$289,631
HUMAN SERVICES DEPT												
HEALTH DIVISION:												
HCP Health Div. (Pontiac Health Center)				5,136	\$11.29	\$57,990	5,136	\$11.93	\$61,249	5,136	\$11.99	\$61,576
SHC Health Div. (South Oakland Health Center)	32,981	14.43	476,061	35,437	13.97	494,892	35,437	14.75	522,694	35,437	14.83	525,492
NHC/34E Health Div. (North Oakland Health Center)	71,524	9.95	711,579	78,196	8.52	666,266	78,196	9.00	703,697	78,196	9.05	707,462
MCF Health Div. (Lab)	2,955	24.54	72,502	2,955	27.89	82,405	2,955	29.46	87,035	2,955	29.61	87,500
MM Health Div. (Materials Management Bldg.)				2,702	7.24	19,554	2,702	7.64	20,653	2,702	7.69	20,763
SO Health Div. (South Oakland Office Bldg.)				4,066	7.57	30,777	4,066	7.99	32,506	4,066	8.04	32,680
WO Health Div. (W. Oakland Office Building)				12,556	11.40	143,155	12,556	12.04	151,199	12,556	12.11	152,008
Total Health Department (All Funds)	107,460		\$1,260,142	141,047		\$1,495,041	141,047		\$1,579,032	141,047		\$1,587,480
Total Health Dept.(General Fund/General Purpose)			\$1,037,778			\$1,224,528			\$1,293,322			\$1,300,242
CHILDREN'S VILLAGE:												
CVA Building A	18,602	\$13.70	\$254,830	18,602	\$13.61	\$253,121	18,602	\$14.37	\$267,341	18,602	\$14.45	\$268,771
CVB Building B	8,599	14.65	125,971	8,599	13.31	114,421	8,599	14.05	120,849	8,599	14.13	121,495
CVC Building C	8,599	14.86	127,745	8,599	13.55	116,552	8,599	14.32	123,100	8,599	14.39	123,758
CVD Building D	8,599	14.40	123,819	8,599	12.93	111,201	8,599	13.66	117,448	8,599	13.73	118,076
CVG Building G	11,874	12.10	143,655	11,874	10.37	123,143	11,874	10.95	130,061	11,874	11.01	130,756
CVH Building H	19,392	13.43	260,398	19,392	11.97	232,063	19,392	12.64	245,100	19,392	12.71	246,411
CVJ Building J	64,081	13.06	837,025	64,081	11.69	749,088	64,081	12.35	791,172	64,081	12.41	795,404
NHC/34E Children's Village (North Oakland Health Center)				367	8.52	3,124	367	9.00	3,300	367	9.05	3,318
CVK Building K	3,447	52.63	181,387	3,447	48.01	165,484	3,447	50.71	174,781	3,447	50.98	175,716
CVS CV School	26,367	10.52	277,440	26,367	10.13	267,104	26,367	10.70	282,110	26,367	10.76	283,619
Total Children's Village	169,559		\$2,332,270	169,925		\$2,135,301	169,925		\$2,255,262	169,925		\$2,267,324
AA1 Homeland Security (formerly Emer. Response & Prepar.)	9,369	15.64	146,568	9,369	14.61	136,845	9,369	15.43	144,533	9,369	15.51	145,306
NHC/34E Administration	691	9.95	6,874	817	8.52	6,963	817	9.00	7,354	817	9.05	7,393
Total Human Services	287,079		\$3,523,490	321,159		\$3,503,638	321,159		\$3,700,471	321,159		\$3,720,266
PUBLIC SERVICES DEPT												
VETERANS' SERVICES:												
NOB Veterans' Services (North Office Bldg.)	4,711	\$9.00	\$42,398	4,711	\$9.14	\$43,048	4,711	\$ 9.65	\$45,466	4,711	\$ 9.70	\$45,709
SO Veterans' Services (South Office Bldg.)	4,517	7.45	33,634	3,930	7.57	29,748	3,930	7.99	31,420	3,930	8.04	31,588
Total Veterans' Services	9,228		\$76,033	8,641		\$72,796	8,641		\$76,886	8,641		\$77,297
NOB MSU Extension	12,295	\$9.00	\$110,659	12,295	\$9.14	\$112,353	12,295	\$ 9.65	\$118,666	12,295	\$ 9.70	\$119,301
MEF Medical Examiner	38,680	19.04	736,484	38,680	16.80	649,686	38,680	17.74	686,185	38,680	17.83	689,856
CIRCUIT COURT PROBATION												
NOB Circuit Court Probation (North Office Bldg.)	19,470	\$9.00	\$175,235	19,470	\$9.14	\$177,919	19,470	\$ 9.65	\$187,915	19,470	\$ 9.70	\$188,920
CTH Circuit Court Probation (Courthouse)	3,785	16.23	61,446	3,785	16.30	61,703	3,785	17.22	65,170	3,785	17.31	65,518
SO Circuit Court Probation (South Office Bldg.)	21,600	7.45	160,824	20,649	7.57	156,300	20,649	7.99	165,081	20,649	8.04	165,964
Total Circuit Court Probation	44,855		\$397,506	43,904		\$395,923	43,904		\$418,166	43,904		\$420,403
SO Community Corrections (South Office Bldg.)	5,314	7.45	39,566	5,533	7.57	41,877	5,533	7.99	44,230	5,533	8.04	44,467
OP1 Community Corrections (Oakland Pointe)	12,845	9.99	119,112	13,140	9.65	117,653	13,140	10.20	124,780	13,140	10.25	125,497
LEC Community Corrections (Pre-Trial Services)	610	14.24	8,690	610	14.37	8,774	610	15.18	9,266	610	15.26	9,316
AC Animal Control	19,323	22.55	435,685	19,323	24.24	468,438	19,323	25.60	494,754	19,323	25.74	497,401
EOB/41W Public Services Administration	431	11.19	4,817	431	13.41	5,773	431	14.16	6,097	431	14.24	6,130
Total Public Services	143,581		\$ 1,928,551	142,556		\$ 1,873,273	142,556		\$ 1,979,030	142,556		\$ 1,989,667

OAKLAND COUNTY
FY 2013 - FY 2015 BUDGET
FACILITIES MAINTENANCE & OPERATIONS - FUND #63100
BUILDING SPACE COST ALLOCATION

FUNCTION/DEPARTMENT/DIVISION	FY 2012 BUDGET			FY 2013 BUDGET			FY 2014 BUDGET			FY 2015 BUDGET		
	GROSS SQUARE FOOTAGE	RATE PER SQ/FT	ANNUAL RENTAL AMOUNT	GROSS SQUARE FOOTAGE	RATE PER SQ/FT	ANNUAL RENTAL AMOUNT	GROSS SQUARE FOOTAGE	RATE PER SQ/FT	ANNUAL RENTAL AMOUNT	GROSS SQUARE FOOTAGE	RATE PER SQ/FT	ANNUAL RENTAL AMOUNT
ECONOMIC DEVEL. & COMMUNITY AFFAIRS DEPT												
EOB/41W Planning & Economic Development Services	17,552	\$11.19	\$196,333	17,552	\$13.41	\$235,313	17,552	\$ 14.16	\$248,533	17,552	\$ 14.24	\$249,863
EOB/41W Marketing & Communications	1,698	11.19	18,997	1,698	13.41	22,768	1,698	14.16	24,047	1,698	14.24	24,176
NHC/34E Marketing & Communications	463	9.95	4,605	483	8.52	4,114	483	9.00	4,345	483	9.05	4,368
EOB/41W PEDS/ Waste Resource Management	2,083	11.19	23,298	2,083	13.41	27,923	2,083	14.16	29,492	2,083	14.24	29,649
EOB/41W Administration	750	11.19	8,390	750	13.41	10,056	750	14.16	10,621	750	14.24	10,678
Total Economic Development & Community Affairs	22,546		\$251,623	22,566		\$300,174	22,566		\$317,038	22,566		\$318,734
TOTAL COUNTY EXECUTIVE	634,494		\$7,612,562	664,930		\$7,709,333	664,930		\$8,142,958	664,930		\$8,186,569
NON - DEPARTMENTAL												
CTH Courthouse Auditorium	9,000	\$16.23	\$146,118	9,000	\$16.30	\$146,729	9,000	\$ 17.22	\$154,973	9,000	\$ 17.31	\$155,802
CTH Courthouse	9,251	16.23	150,186	9,251	16.30	150,815	9,251	17.22	159,288	9,251	17.31	160,140
CTH Facilities Maintenance & Operations	7,355	16.23	119,400	7,355	16.30	119,900	7,355	17.22	126,636	7,355	17.31	127,313
CTH Press Rooms	1,188	16.23	19,284	1,188	16.30	19,365	1,188	17.22	20,452	1,188	17.31	20,562
RHC Facilities Maintenance & Operations	527	8.44	4,444	527	7.97	4,199	527	8.42	4,434	527	8.46	4,458
CCC Central Heating & L Building	5,102	10.59	54,011	5,102	10.53	53,713	5,102	11.12	56,731	5,102	11.18	57,035
NHC/34E North Oakland Health Center (former EOB)	7,357	9.95	73,192		8.52	0		9.00	0		9.05	0
AC Animal Control Center	3,828	22.55	86,320	3,828	24.24	92,809	3,828	25.60	98,023	3,828	25.74	98,547
NOB North Office Bldg.	220	9.00	1,984	220	9.14	2,014	220	9.65	2,127	220	9.70	2,139
PWB Facilities Maintenance & Operations	24,850	13.80	342,947	24,850	12.40	308,195	24,850	13.10	325,509	24,850	13.17	327,251
SB Storage Building	1,485	7.80	11,589	1,485	7.29	10,827	1,485	7.70	11,436	1,485	7.74	11,497
AAII Admin. Annex II	1,403	4.16	5,836	1,403	3.95	5,535	1,403	4.17	5,845	1,403	4.19	5,877
SO South Office Bldg.	3,419	7.45	25,456	3,460	7.57	26,187	3,460	7.99	27,658	3,460	8.04	27,806
SO Facilities Maintenance & Operations				2,260	7.57	17,109	2,260	7.99	18,070	2,260	8.04	18,167
SHC South Oakland Health Center	5,014	14.43	72,369		13.97	0		14.75	0		14.83	0
WO West Oakland Office Building)				4,383	11.40	49,971	4,383	12.04	52,778	4,383	12.11	53,061
CSB Central Services Bldg.	1,326	6.65	8,822	1,326	5.90	7,828	1,326	6.24	8,268	1,326	6.27	8,313
CSB FM & O Central Services Bldg.	17,694	6.65	117,722	17,694	5.90	104,462	17,694	6.24	110,330	17,694	6.27	110,921
EOB/41W Executive Office Bldg. (former Oakland Schools Bldg.)	7,227	11.19	80,842	7,227	13.41	96,893	7,227	14.16	102,336	7,227	14.24	102,883
HCP Pontiac Health Center	23,675	11.10	262,810	18,540	11.29	209,339	18,540	11.93	221,099	18,540	11.99	222,282
MCF Medical Care Facility	45,781	3.39	155,394	45,781	3.64	166,564	45,781	3.84	175,922	45,781	3.86	176,863
D D Building	3,164	15.35	48,571	3,164	14.70	46,517	3,164	15.53	49,130	3,164	15.61	49,393
IT IT Center	3,710	14.48	53,665									
TC Trusty Camp Inmate Housing (Greenan Bldg)	18,023	17.09	307,930	18,023	16.79	302,662	18,023	17.74	319,666	18,023	17.83	321,376
TC Trusty Camp	20,817	6.77	140,974	20,817	5.60	116,638	20,817	5.92	123,190	20,817	5.95	123,850
TC Boot Camp	10,108	4.54	45,876	10,108	4.03	40,738	10,108	4.26	43,026	10,108	4.28	43,257
Maintenance Department Charges			600,000			600,000			600,000			600,000
Service Center Grounds			600,000			600,000			600,000			600,000
Total Non-Departmental	231,522		\$3,535,741	216,990		\$3,299,006	216,990		\$3,416,929	216,990		\$3,428,791
TOTAL GENERAL FUND/GENERAL PURPOSE FUNDS	1,722,762		\$23,113,536	1,738,247		\$22,993,227	1,738,247		\$24,218,542	1,738,247		\$24,341,781

OAKLAND COUNTY
FY 2013 - FY 2015 BUDGET
FACILITIES MAINTENANCE & OPERATIONS - FUND #63100
BUILDING SPACE COST ALLOCATION

FUNCTION/DEPARTMENT/DIVISION	FY 2012 BUDGET			FY 2013 BUDGET			FY 2014 BUDGET			FY 2015 BUDGET		
	GROSS FOOTAGE	RATE PER SQ/FT	ANNUAL RENTAL AMOUNT	GROSS FOOTAGE	RATE PER SQ/FT	ANNUAL RENTAL AMOUNT	GROSS FOOTAGE	RATE PER SQ/FT	ANNUAL RENTAL AMOUNT	GROSS FOOTAGE	RATE PER SQ/FT	ANNUAL RENTAL AMOUNT
SPECIAL REVENUE/ PROPRIETARY FUNDS:												
EOB/41W Risk Management	3,087	\$11.19	\$34,535	3,087	\$13.41	\$41,391	3,087	\$ 14.16	\$43,716	3,087	\$ 14.24	\$43,950
CG Central Services - Garage	22,271	5.68	126,557	22,271	5.74	127,909	22,271	6.07	135,095	22,271	6.10	135,817
Total Health Division (Special Revenue Funds)			222,365			270,513			285,710			287,239
DB Community Corrections Grant			9,207			9,207			9,207			9,207
IT Information Technology (IT Center)	56,820	14.48	822,547	61,273	13.05	799,762	61,273	13.79	844,692	61,273	13.86	849,211
SOB Information Technology (South Office Bldg.)	12,264	7.45	91,311	8,741	7.57	66,166	8,741	7.99	69,883	8,741	8.04	70,257
IT Telephone Communications (IT Center)	672	14.48	9,724	985	13.05	12,861	985	13.79	13,583	985	13.86	13,656
OP1 Community & Home Improvement	5,576	9.99	55,708	5,704	9.65	55,072	5,704	10.20	58,165	5,704	10.25	58,477
EOB/41W Workforce Development	2,504	11.19	28,013	2,504	13.41	33,575	2,504	14.16	35,461	2,504	14.24	35,651
CTH Tax Roll & Deeds	4,374	16.23	71,012	4,374	16.30	71,309	4,374	17.22	75,315	4,374	17.31	75,718
IT Information Technology (CLEMIS)	7,849	14.48	113,622	6,593	13.05	86,051	6,593	13.79	90,886	6,593	13.86	91,372
AAI Information Technology (CLEMIS)	3,500	15.64	54,752	3,500	14.61	51,120	3,500	15.43	53,992	3,500	15.51	54,281
CG Voice Communications	4,426	5.68	25,151	4,426	5.74	25,420	4,426	6.07	26,848	4,426	6.10	26,992
OP2 Friend of the Court (Oakland Pointe II)	35,316	9.65	340,802	34,535	9.99	344,913	34,535	10.55	364,290	34,535	10.60	366,239
OP2 Reimbursement/Child Support	3,014	9.65	29,087	2,955	9.99	29,512	2,955	10.55	31,170	2,955	10.60	31,336
CTH Family Support Division	5,552	16.23	90,138	5,552	16.30	90,515	5,552	17.22	95,600	5,552	17.31	96,112
SHC Parks & Recreation (South Oakland Health Center)				2,558	13.97	35,721	2,558	14.75	37,727	2,558	14.83	37,929
IT Road Commission Lease difference				5,043		56,170	5,043		64,671	5,043		65,524
CCC Child Care Center	12,552	18.27	229,307	12,552	17.11	214,755	12,552	18.07	226,820	12,552	18.17	228,033
Maintenance Dept. Charges			200,000			200,000			200,000			200,000
Total Special Revenue/ Proprietary Funds	179,777		\$2,553,837	186,654		\$2,621,941	186,654		\$2,762,833	186,654		\$2,777,001
TOTAL COUNTY - ALL FUNDS	1,902,539		\$25,667,373	1,924,900		\$25,615,168	1,924,900		\$26,981,374	1,924,900		\$27,118,781
EXTERNAL SOURCES												
IT Oakland County Road Commission Lease	6,540	\$14.48	\$94,702	6,540	\$13.05	\$85,000	6,540	\$ 13.79	\$95,000	6,540	\$ 13.86	\$95,000
CTH Oakland County Bar Association (Courthouse)	896	16.23	14,550	896	16.30	14,611	896	17.22	15,431	896	17.31	15,514
AAI U.S. Dept. of Commerce/Import/Export (Adm. Annex 1)	3,707	15.64	57,990	3,707	14.61	54,144	3,707	15.43	57,183	3,707	15.51	57,489
Title Company Leases						8,181			8,181			8,181
Outside Agencies Maintenance Charges			192,300			181,300			181,300			181,300
Water & Sewer Trust Fund (safety alarms)			157,500			157,500			157,500			157,500
Parks & Recreation (safety alarms)			10,000			10,000			10,000			10,000
Farmers Market Revenue			173,000									
Income from Investments			192,500			137,500			137,500			137,500
Total External Sources	11,143		\$892,542	11,142		\$658,236	11,142		\$662,096	11,142		\$662,484
GRAND TOTAL	1,913,682		\$26,559,914	1,936,043		\$26,273,404	1,936,043		\$27,643,470	1,936,043		\$27,781,265
Planned Use of Balance			1,345,011			1,345,011			0			0
Facilities Maintenance & Operations Fund Total			\$ 27,904,925			\$ 27,618,415			\$ 27,643,470			\$ 27,781,265

Building Space Cost Allocation

The Facilities Maintenance and Operations Fund accumulates the costs of operating and maintaining the County's buildings, grounds and utilities. The building space rates are calculated by taking the costs by building (tracked through the Operating Unit chartfield), adding admin/overhead costs, and then dividing by the building square footage to get the cost per square foot for each building. The occupants of the buildings are then charged by taking the building square footage rate and multiplying it by the assigned square footage. These amounts are used for the budget and for the amount billed to the customers/departments; which means that there is usually no variance between budget and actual charges for building space. The costs/rates are reviewed on an annual basis and adjusted in the following fiscal year.

CAPITAL BUDGET PLAN FOR FACILITIES MAINTENANCE AND OPERATIONS FUND 63100

GL#	ASSET CATEGORY	EST. ASSETS	EST. DEPRECIATION THRU	EST. BOOK VALUE	Capital Additions	DEPRECIATION						
		09/30/11	09/30/11	09/30/11		2012	2013	2014	2015	2016	FUTURE	TOTAL
163100	Buildings	\$525,283	525,283	0	0	0	0	0	0	0	0	\$525,283
162400	Telephone Installations	46,335	46,335	0	0	0	0	0	0	0	0	46,335
165200	Equipment	1,982,072	1,834,091	147,981	0	37,446	33,468	26,079	24,917	12,568	13,503	1,982,072
162140	Gas Lines	45,397	40,503	4,894	0	932	932	932	932	932	234	45,397
162180	Light & Power Installations	614,862	614,862	0	0	0	0	0	0	0	0	614,862
162340	Steam Lines	938,167	938,167	0	0	0	0	0	0	0	0	938,167
162380	Storm Sewers	97,295	97,295	0	0	0	0	0	0	0	0	97,295
162280	Roads & Parking Lots	501,363	501,363	0	0	0	0	0	0	0	0	501,363
162480	Water & Sewer Systems	926,264	757,799	168,465	0	13,752	13,752	13,752	13,752	13,752	99,705	926,264
TOTAL ASSETS		5,677,038	5,355,698	321,340	0	52,130	48,152	40,763	39,601	27,252	113,442	5,677,038
FISCAL YR	CAPITAL ACQUISITION											
2012	1 - Turf Sweeper				30,000	3,750	7,500	7,500	7,500	3,750	0	30,000
2013	1 - Ven-Trac multi use 4wd mower				45,000	0	5,625	11,250	11,250	11,250	5,625	45,000
2013	2 - Truckster Salt Spreaders				12,000	0	1,500	3,000	3,000	3,000	1,500	12,000
Future	1 - 8 yd Diesel Salt Truck				130,000	0	0	0	0	0	130,000	130,000
Future	4 - Walker Mowers				54,500	0	0	0	0	0	54,500	54,500
TOTAL CAPITAL ACQUISITION		0	0	0	271,500	3,750	14,625	21,750	21,750	18,000	191,625	271,500
GRAND TOTAL		\$5,677,038	\$5,355,698	\$321,340	\$271,500	\$55,880	\$62,777	\$62,513	\$61,351	\$45,252	\$305,067	\$5,948,538

NOTES:

Capitalization Threshold for Equipment = \$5,000
 Capitalization Threshold for Newly Acquired Software = \$250,000
 Capitalization Threshold for Software Upgrades = \$100,000

Useful Life of Assets:

- Telephor 10 years
- Equipme Varies-4 to 10 years
- Gas Line 50 years
- Light & P 30 years
- Steam Li 30 years
- Storm Se 30 years
- Roads & 30 years
- Water & 50 years
- Software 5 years

**FACILITIES MAINTENANCE & OPERATIONS - FUND #63100
FY - 2013 MAINTENANCE (M) PROJECTS**

<u>BUILDINGS</u>	<u>DESCRIPTION</u>	<u>COST</u>
052/Service Center	Concrete Walk and Curb Repairs	\$70,000
052/Service Center	Asphalt Crack Seal and Maintenance Program	75,000
Various	Arc Flash - Phase 3	30,000
017/Children's Village "G" Bldg.	Chiller Replacement	75,000
Various	Continuous Duct Cleaning Program Throughout County Buildings	100,000
052/Service Center	AMAG Server Replacement	20,000
102/Central Garage	Hoist Replacement	16,000
031/Health Center	Chiller Replacement	250,000
006/008 Oakland Pointe Offices	Ongoing Replacement of Roof Top HVAC Units	40,000
Various	Emergency Evacuation Chairs	36,000
049/South Oakland Office Building	Repaint Exterior of Building	20,000
009/North Office Building	Plumbing Replacement and Asbestos Abatement	100,000
025/Courthouse	West Wing Extension - Exterior Caulk Replacement	80,000
052/Service Center	DVR Replacement Program	50,000
025/Courthouse	Miscellaneous Courtroom Renovations	85,000
025/Courthouse	Courtroom Carpet Replacement	25,000
031/Health Center	T12 - T8 Lighting Retrofit	75,000
049/South Oakland Office Bldg.	T12 - T8 Lighting Retrofit	60,000
037/Information Technology	Loading Dock Reconstruction	75,000
052/Service Center	Temporary Repairs - Steam Tunnels	36,000
058/Annex II	Basement/Foundation Restoration	60,000

**FACILITIES MAINTENANCE & OPERATIONS - FUND #63100
FY - 2013 MAINTENANCE (M) PROJECTS**

<u>BUILDINGS</u>	<u>DESCRIPTION</u>	<u>COST</u>
013/Children's Village "B" Bldg.	Bathroom Renovations	60,000
025/Courthouse	East Wing - North Stair Replacement	60,000
008/Equalization	Carpet Replacement	25,000
044/Public Works Building	WRC- Carpet Replacement	18,000
046/North Oakland Health Center	Carpet Replacement - First Floor	40,000
033/Law Enforcement Complex	Water Heater Replacement	125,000
033/Law Enforcement Complex	Ongoing Plumbing Fixture Replacement	20,000
207/Central Heat/Steam	Underground Storage Tank Bioremediation	30,000
Various	Water Meter Replacement	90,000
102/Central Garage	Window Replacement	30,000
019/Children's Village "J" Bldg.	Replace Lighting Control Panels	250,000
006/Friend of the Court	Carpet Replacement	25,000
025/Courthouse	West Wing Extension - Carpet Replacement	50,000
020/Children's Village "K" Bldg.	Replace Landscaping	10,000
021/Children's Village School	New Concrete Walk	25,000
011/Day Care Center	Refinish/Repaint Interior Trim and Doors	30,000
Total FY 2013 Maintenance (M) Projects		<u>\$2,266,000.00</u>

Fund: 67800 - Fringe Benefits	OAKLAND COUNTY, MICHIGAN
FY2013 AND FY2014 AND FY2015 County Executive Budget Recommendation	

Description	FY 2011 Actual	FY 2012		FY 2013 Amended Plan	FY 2014 Amended Plan	FY 2013 County Exec. Recommended	FY 2014 County Exec. Recommended	FY 2015 County Exec. Recommended
		Adopted Budget	Amended Budget					
REVENUES (CHARGES TO DEPARTMENTS)								
RETIREMENT ALLOCATION								
RETIREES MEDICAL - VEBA DEBT	48,325,646	48,788,700	48,788,700	48,561,700	48,281,100	48,561,700	48,281,100	48,174,500
RETIREMENT ADMINISTRATION	2,217,752	4,208,400	4,208,400	4,411,800	4,620,500	2,103,500	2,208,000	2,213,800
RETIREMENT ADMINISTRATION - PTNE	112,930	0	0	0	0	300,000	300,000	300,000
DEFINED CONTRIBUTION PLAN	11,350,953	15,350,000	15,350,000	15,850,000	16,350,000	14,350,000	14,450,000	14,450,000
DEFINED CONTRIBUTION PLAN - PTNE	190,180	175,000	175,000	175,000	175,000	175,000	175,000	175,000
DEFERRED COMPENSATION - COUNTY	26,200	100,500	100,500	100,500	100,500	0	0	0
DEFERRED COMPENSATION - ADMIN	0	0	0	0	0	0	0	0
EMPLOYEES IN-SERVICE TRAINING	1,260,706	1,355,000	1,355,000	1,355,000	1,359,500	1,361,000	1,362,800	1,367,100
EMPLOYEE BENEFITS UNIT	603,031	937,300	937,300	937,300	941,300	842,000	843,900	847,700
FLEX BENEFIT PLAN	189,037	200,000	200,000	200,000	200,000	200,000	200,000	200,000
WELLNESS UNIT	469,742	496,500	496,500	496,500	497,400	498,800	499,200	500,200
ACCOUNTING SERVICES	87,349	95,900	95,900	95,900	96,800	95,500	95,900	96,800
TUITION REIMBURSEMENT	246,685	260,000	260,000	260,000	260,000	260,000	260,000	260,000
RETIREMENT HEALTH SAVINGS	493,350	550,000	550,000	600,000	650,000	800,000	800,000	800,000
EXT-OTHER REVENUE	161,776	150,000	150,000	150,000	150,000	150,000	150,000	150,000
TOTAL RETIREMENT ALLOCATION	65,735,339	72,667,300	72,667,300	73,193,700	73,682,100	69,697,500	69,625,900	69,535,100
GROUP LIFE	826,293	900,000	900,000	925,000	950,000	550,000	550,000	550,000
SOCIAL SECURITY	14,260,288	15,500,000	15,500,000	15,500,000	15,500,000	15,000,000	15,500,000	15,500,000
MEDICAL INSURANCE	30,032,331	34,926,700	34,926,700	38,007,400	40,451,600	31,820,000	34,120,000	36,420,000
PRESCRIPTION COVERAGE INSURANCE	8,957,000	9,500,000	9,500,000	10,100,000	10,700,000	10,000,000	10,600,000	11,300,000
DENTAL INSURANCE	3,045,680	3,060,000	3,060,000	3,085,000	3,110,000	3,316,000	3,523,600	3,743,200
VISION INSURANCE	162,660	192,500	192,500	217,500	242,500	216,500	235,900	256,600
DISABILITY INSURANCE	556,499	601,200	601,200	601,200	601,200	2,500,000	2,500,000	2,500,000
SHORT-TERM DISABILITY	1,695,401	1,700,000	1,700,000	1,702,500	1,705,000	0	0	0
WORKERS COMPENSATION	2,853,691	2,672,665	2,672,665	2,673,360	2,676,488	2,683,800	2,686,000	2,688,400
UNEMPLOYMENT COMPENSATION	899,390	800,000	800,000	800,000	800,000	800,000	800,000	800,000
INVESTMENT INCOME	547,775	540,100	540,100	540,300	554,000	542,900	555,000	556,300
EXT-FLEX BENEFIT MEDICAL - EMPLOYEE	4,794,347	5,000,000	5,000,000	5,000,000	5,000,000	5,000,000	5,000,000	5,000,000
EXT-MEDICAL INSURANCE	239,702	280,000	280,000	280,000	280,000	280,000	280,000	280,000
EXT-PRESCRIPTION DRUG REBATES	524,374	500,000	500,000	500,000	500,000	600,000	600,000	600,000
EXT-DENTAL INSURANCE	21,751	25,000	25,000	25,000	25,000	25,000	25,000	25,000
EXT-VISION INSURANCE	1,456	2,500	2,500	2,500	2,500	2,500	2,500	2,500
EXT-FLEXIBLE BENEFIT DEDUCTIONS - LIFE	349,784	400,000	400,000	400,000	400,000	350,000	350,000	350,000
EXT-FLEXIBLE BENEFIT DEDUCTIONS - DENTAL	95,876	115,000	115,000	115,000	115,000	115,000	115,000	115,000
EXT-FLEXIBLE BENEFIT DEDUCTIONS - VISION	106,432	105,000	105,000	105,000	105,000	105,000	105,000	105,000
EXT-FORFEITURE OF DEPOSITS	2,100,244	20,000	20,000	20,000	20,000	20,000	20,000	20,000
EXT-PREMIUM ADJUSTMENT	4,137	0	0	0	0	0	0	0
EXT-TRAINING	3,325	0	0	0	0	0	0	0
EXT-WELLNESS PROGRAM	7,136	0	0	0	0	0	0	0
EXT-CHILD CARE FACILITY	0	0	0	0	0	0	0	0
TOTAL FRINGE BENEFITS FUND	137,820,909	149,507,965	149,507,965	153,793,460	157,420,388	143,624,200	147,193,900	150,347,100
TRANSFERS IN	50,000	0	0	0	0	0	0	0
TOTAL REVENUES FRINGE BENEFITS FUND	137,870,909	149,507,965	149,507,965	153,793,460	157,420,388	143,624,200	147,193,900	150,347,100

Fund: 67800 - Fringe Benefits	OAKLAND COUNTY, MICHIGAN							
	FY2013 AND FY2014 AND FY2015 County Executive Budget Recommendation							

Description	FY 2011 Actual	FY 2012		FY 2013 Amended Plan	FY 2014 Amended Plan	FY 2013 County Exec. Recommended	FY 2014 County Exec. Recommended	FY 2015 County Exec. Recommended
		Adopted Budget	Amended Budget					
EXPENSES (PAYMENTS TO TRUSTS & OUTSIDE VENDORS)								
RETIREMENT ALLOCATION								
RETIREES MEDICAL - VEBA DEBT PRINCIPAL	18,320,000	19,545,000	19,545,000	20,520,000	21,500,000	20,520,000	21,500,000	22,720,000
RETIREES MEDICAL - VEBA DEBT INTEREST	30,379,588	29,243,700	29,243,700	28,041,700	26,781,100	28,041,700	26,781,100	25,454,500
RETIREMENT ADMINISTRATION	3,388,040	4,208,400	4,208,400	4,411,800	4,620,500	2,403,500	2,508,000	2,513,800
DEFINED CONTRIBUTION PLAN	13,600,953	15,500,000	15,500,000	16,000,000	16,500,000	14,500,000	14,600,000	14,600,000
DEFINED CONTRIBUTION PLAN - PTNE	190,180	175,000	175,000	175,000	175,000	175,000	175,000	175,000
DEFERRED COMPENSATION - COUNTY	26,200	100,500	100,500	100,500	100,500	0	0	0
DEFERRED COMPENSATION - ADMIN	0	0	0	0	0	0	0	0
EMPLOYEES IN-SERVICE TRAINING	766,958	1,005,000	1,005,000	1,005,000	1,009,500	1,011,000	1,012,800	1,017,100
IN-SERVICE TRAINING - INFO TECH	209,141	350,000	350,000	350,000	350,000	350,000	350,000	350,000
EMPLOYEE BENEFITS UNIT	532,072	937,300	937,300	937,300	941,300	842,000	843,900	847,700
FLEXIBLE BENEFIT PAYMENTS	132,042	200,000	200,000	200,000	200,000	200,000	200,000	200,000
WELLNESS PROGRAM	431,297	496,500	496,500	496,500	497,400	498,800	499,200	500,200
ACCOUNTING SERVICES	121,923	95,900	95,900	95,900	96,800	95,500	95,900	96,800
TUITION REIMBURSEMENT	192,642	260,000	260,000	260,000	260,000	260,000	260,000	260,000
RETIREMENT HEALTH SAVINGS	493,350	550,000	550,000	600,000	650,000	800,000	800,000	800,000
TOTAL RETIREMENT ALLOCATION	68,784,385	72,667,300	72,667,300	73,193,700	73,682,100	69,697,500	69,625,900	69,535,100
GROUP LIFE	1,200,716	1,300,000	1,300,000	1,325,000	1,350,000	900,000	900,000	900,000
SOCIAL SECURITY	14,263,965	15,500,000	15,500,000	15,500,000	15,500,000	15,000,000	15,500,000	15,500,000
MEDICAL INSURANCE	28,758,181	40,206,700	40,206,700	43,287,400	45,731,600	37,100,000	39,400,000	41,700,000
MEDICARE REIMBURSEMENT	248	0	0	0	0	0	0	0
PRESCRIPTION COVERAGE	9,126,128	10,000,000	10,000,000	10,600,000	11,200,000	10,600,000	11,200,000	11,900,000
DENTAL INSURANCE	2,970,262	3,200,000	3,200,000	3,225,000	3,250,000	3,456,000	3,663,600	3,883,200
VISION INSURANCE	267,421	300,000	300,000	325,000	350,000	324,000	343,400	364,100
DISABILITY INSURANCE	2,253,766	2,301,200	2,301,200	2,303,700	2,306,200	2,500,000	2,500,000	2,500,000
PROFESSIONAL SERVICES	271,230	0	0	0	0	0	0	0
WORKERS COMPENSATION	2,042,799	2,672,665	2,672,665	2,673,360	2,676,488	2,683,800	2,686,000	2,688,400
UNEMPLOYMENT COMPENSATION	720,139	800,000	800,000	800,000	800,000	800,000	800,000	800,000
CHILD CARE FACILITY	254,092	270,900	270,900	271,100	284,800	262,900	275,000	276,300
ADJUSTMENT OF PRIOR YEAR EXPENSE	449,584	0	0	0	0	0	0	0
INDIRECT COSTS	285,651	289,200	289,200	289,200	289,200	300,000	300,000	300,000
TOTAL FRINGE BENEFITS FUND	131,648,567	149,507,965	149,507,965	153,793,460	157,420,388	143,624,200	147,193,900	150,347,100
TOTAL RESOURCES OVER (UNDER) EXPENSES FRINGE BENEFITS FUND	6,222,342	0	0	0	0	0	0	0

Fund: 63600 - Information Technology	OAKLAND COUNTY, MICHIGAN
FY2013 AND FY2014 AND FY2015 County Executive Budget Recommendation	

Account Number/Description	FY 2011 Actual	FY 2012		FY 2013 Amended Plan	FY 2014 Amended Plan	FY 2013 County Exec. Recommended	FY 2014 County Exec. Recommended	FY 2015 County Exec. Recommended
		Adopted Budget	Amended Budget					

Revenues

Revenue									
Charges for Services									
630266	CLEMIS Operations Outside	201,436	262,201	262,201	262,235	263,063	201,436	201,436	201,436
630658	Equipment Rental	238,410	1,386,631	1,386,631	1,386,631	1,386,631	1,509,924	1,509,924	1,509,924
630903	Imaging Development	93,011	136,767	136,767	136,788	137,285	0	0	0
630910	Imaging Operations	356,172	380,014	380,014	380,073	381,475	0	0	0
631302	Non Governmental Development	1,584,486	1,726,482	1,726,482	1,726,800	1,734,405	1,534,300	1,541,905	1,541,905
631309	Non Governmental Operating	2,852,994	2,766,814	2,766,814	2,767,292	2,778,728	3,455,263	3,467,952	3,467,952
631365	OC Depts Development Support	3,259,437	5,729,414	5,729,414	5,730,182	5,748,550	5,347,682	5,346,050	5,326,050
631372	OC Depts Operations	14,009,819	13,309,220	13,309,220	13,308,868	13,355,550	13,000,970	13,047,501	13,047,501
		22,595,766	25,697,543	25,697,543	25,698,869	25,785,687	25,049,575	25,114,768	25,094,768
Ext ISF Charges for Services									
635017	Ext-Agencies Revenue	170,125	220,000	220,000	220,000	220,000	220,000	220,000	220,000
635098	Ext-Defer Land File Tax Bills	92,233	33,000	33,000	33,000	33,000	59,000	59,000	59,000
635179	Ext-Enhanced Access Fees Rev	497,857	448,492	448,492	448,492	448,492	548,492	548,492	548,492
635530	Ext-Other Revenue	250	3,000	3,000	3,000	3,000	500	500	500
635719	Ext-Reimb of Equalization Serv	15,294	31,000	31,000	31,000	31,000	16,000	16,000	16,000
		775,759	735,492	735,492	735,492	735,492	843,992	843,992	843,992
Investment Income									
655077	Accrued Interest Adjustments	(3,022)	0	0	0	0	0	0	0
655385	Income from Investments	108,839	285,000	285,000	285,000	285,000	175,000	185,000	185,000
655462	Increase Market Value Invest	(93,806)	0	0	0	0	0	0	0
		12,011	285,000	285,000	285,000	285,000	175,000	185,000	185,000
Planned Use of Fund Balance									
665882	Planned Use of Balance	0	2,166,549	2,157,348	2,490,615	1,972,982	2,425,658	1,912,698	1,884,423
		0	2,166,549	2,157,348	2,490,615	1,972,982	2,425,658	1,912,698	1,884,423
Other Revenues									
670057	Adjustment Prior Years Revenue	286	0	0	0	0	0	0	0
670627	Sale of Equipment	4,949	0	0	0	0	5,000	5,000	5,000
		5,235	0	0	0	0	5,000	5,000	5,000
Gain or Loss on Exchg of Asset									
675354	Gain on Sale of Equip	6,777	5,500	5,500	5,500	5,500	5,500	5,500	5,500
		6,777	5,500	5,500	5,500	5,500	5,500	5,500	5,500
Revenue		23,395,548	28,890,084	28,880,883	29,215,476	28,784,661	28,504,725	28,066,958	28,018,683
Other Financing Sources									
Capital Contributions									
690189	Capital Asset Contributions	688,155	0	0	0	0	0	0	0
		688,155	0	0	0	0	0	0	0
Transfers In									

Fund:	63600 - Information Technology	OAKLAND COUNTY, MICHIGAN
		FY2013 AND FY2014 AND FY2015 County Executive Budget Recommendation

Account Number/Description	FY 2011 Actual	FY 2012		FY 2013 Amended Plan	FY 2014 Amended Plan	FY 2013 County Exec. Recommended	FY 2014 County Exec. Recommended	FY 2015 County Exec. Recommended
		Adopted Budget	Amended Budget					
695500 Transfers In	6,968,784	906,676	925,008	906,676	906,676	2,406,676	3,906,676	3,906,676
	6,968,784	906,676	925,008	906,676	906,676	2,406,676	3,906,676	3,906,676
Other Financing Sources	7,656,939	906,676	925,008	906,676	906,676	2,406,676	3,906,676	3,906,676
Grand Total Revenues	31,052,486	29,796,760	29,805,891	30,122,152	29,691,337	30,911,401	31,973,634	31,925,359

Expenditures

Personnel								
Salaries								
702010 Salaries Regular	6,518,058	8,626,230	8,624,496	8,623,918	8,710,181	8,609,108	8,695,199	8,782,151
702030 Holiday	273,114	0	0	0	0	0	0	0
702050 Annual Leave	533,390	0	0	0	0	0	0	0
702080 Sick Leave	158,776	0	0	0	0	0	0	0
702100 Retroactive	2,366	0	0	0	0	0	0	0
702120 Jury Duty	481	0	0	0	0	0	0	0
702130 Shift Premium	4,114	0	0	0	0	0	0	0
702140 Other Miscellaneous Salaries	0	0	0	0	0	37,170	0	0
702160 Summer Help	0	11,700	11,700	11,700	11,700	11,700	11,700	11,700
702200 Death Leave	13,910	0	0	0	0	0	0	0
702360 Short Term Disability	34,844	0	0	0	0	0	0	0
712020 Overtime	59,701	102,770	102,770	102,770	102,770	102,770	102,770	102,770
712040 Holiday Overtime	12,434	0	0	0	0	0	0	0
712090 On Call	0	3,000	3,000	3,000	3,000	3,000	3,000	3,000
	7,611,188	8,743,700	8,741,966	8,741,388	8,827,651	8,763,748	8,812,669	8,899,621
Fringe Benefits								
722740 Fringe Benefits	0	0	(846)	(1,128)	(1,128)	24,500	2,670	2,670
722750 Workers Compensation	17,261	19,863	19,863	19,863	19,863	19,285	19,285	19,285
722760 Group Life	32,731	32,685	32,685	32,685	32,685	26,282	26,282	26,282
722770 Retirement	2,509,116	3,377,866	3,377,866	3,377,866	3,377,866	3,084,720	3,084,720	3,084,720
722780 Hospitalization	1,223,159	1,656,774	1,656,774	1,656,774	1,656,774	1,598,295	1,598,295	1,598,295
722790 Social Security	554,589	653,711	653,711	653,711	653,711	653,364	653,364	653,364
722800 Dental	96,113	114,764	114,764	114,764	114,764	108,137	108,137	108,137
722810 Disability	21,970	25,663	25,663	25,663	25,663	123,913	123,913	123,913
722820 Unemployment Insurance	33,244	32,771	32,771	32,771	32,771	31,853	31,853	31,853
722850 Optical	5,210	7,110	7,110	7,110	7,110	11,184	11,184	11,184
722900 Fringe Benefit Adjustments	0	42,421	42,421	42,421	42,421	44,933	101,503	158,640
	4,493,394	5,963,628	5,962,782	5,962,500	5,962,500	5,726,466	5,761,206	5,818,343
Personnel	12,104,582	14,707,328	14,704,748	14,703,888	14,790,151	14,490,214	14,573,875	14,717,964
Operating Expenses								
Contractual Services								
730114 Auction Expense	320	2,000	2,000	2,000	2,000	2,000	2,000	2,000
730121 Bank Charges	11,706	7,000	7,000	7,000	7,000	9,000	9,000	9,000
730247 Charge Card Fee	118,343	95,000	95,000	95,000	95,000	105,000	105,000	105,000
730324 Communications	534,349	806,000	806,000	806,000	806,000	806,000	806,000	806,000

Fund: 63600 - Information Technology

OAKLAND COUNTY, MICHIGAN

FY2013 AND FY2014 AND FY2015 County Executive Budget Recommendation

Account Number/Description	FY 2011 Actual	FY 2012		FY 2013 Amended Plan	FY 2014 Amended Plan	FY 2013 County Exec. Recommended	FY 2014 County Exec. Recommended	FY 2015 County Exec. Recommended	
		Adopted Budget	Amended Budget						
730373 Contracted Services	228,132	306,100	306,100	306,100	306,100	306,100	306,100	306,100	
730387 Copier Machine Rental	210,060	409,000	409,000	409,000	409,000	409,000	409,000	409,000	
730646 Equipment Maintenance	635,945	836,120	836,120	836,120	836,120	813,356	813,356	813,356	
730655 Equipment Replacement	0	50,000	50,000	50,000	50,000	0	0	0	
730772 Freight and Express	2,093	10,000	10,000	10,000	10,000	10,000	10,000	10,000	
730786 Garbage and Rubbish Disposal	1,375	6,500	6,500	6,500	6,500	6,500	6,500	6,500	
730926 Indirect Costs	1,422,164	1,684,425	1,684,425	1,684,425	1,684,425	1,684,425	1,684,425	1,684,425	
731150 Maintenance Contract	0	368,000	368,000	368,000	368,000	212,143	212,143	212,143	
731213 Membership Dues	1,178	10,760	10,760	10,760	10,760	10,760	10,760	10,760	
731339 Periodicals Books Publ Sub	22	0	0	0	0	0	0	0	
731346 Personal Mileage	1,467	11,600	11,600	11,600	11,600	11,600	11,600	11,600	
731388 Printing	108	2,635	2,635	2,635	2,635	2,635	2,635	2,635	
731458 Professional Services	4,335,780	2,673,845	2,673,845	2,673,845	2,673,845	2,673,845	3,673,845	3,473,845	
731717 Service Bureau	1,815	75,000	75,000	75,000	75,000	75,000	75,000	75,000	
731773 Software Rental Lease Purchase	256,697	507,000	512,000	507,000	507,000	507,000	507,000	507,000	
731780 Software Support Maintenance	3,091,149	3,038,044	3,038,044	3,038,044	3,038,044	3,144,445	3,144,445	3,144,445	
732018 Travel and Conference	9,318	90,000	90,000	90,000	90,000	90,000	90,000	90,000	
732046 Uncollectable Accts Receivable	1,779	0	0	0	0	0	0	0	
732165 Workshops and Meeting	32	0	0	0	0	0	0	0	
	10,863,832	10,989,029	10,994,029	10,989,029	10,989,029	10,878,809	11,878,809	11,678,809	
Commodities									
750049 Computer Supplies	9,612	95,000	95,000	95,000	95,000	20,000	20,000	20,000	
750154 Expendable Equipment	0	150,000	150,000	150,000	150,000	1,150,000	1,650,000	1,650,000	
750170 Other Expendable Equipment	1,305,622	0	6,711	0	0	0	0	0	
750392 Metered Postage	99	910	910	910	910	910	910	910	
750399 Office Supplies	7,147	20,000	20,000	20,000	20,000	20,000	20,000	20,000	
750406 Paper Printing	17,555	40,000	40,000	40,000	40,000	40,000	40,000	40,000	
750413 Parts and Accessories	6,843	75,000	75,000	75,000	75,000	62,599	62,599	62,599	
750455 Printing Supplies	25,344	25,000	25,000	25,000	25,000	25,000	25,000	25,000	
	1,372,223	405,910	412,621	405,910	405,910	1,318,509	1,818,509	1,818,509	
Depreciation									
761107 Depreciation Computer Equip	298,975	0	0	0	0	0	0	0	
761114 Depreciation Computer Software	1,315,016	0	0	0	0	0	0	0	
761121 Depreciation Equipment	2,835,696	2,440,815	2,440,815	2,768,948	2,197,595	3,005,344	2,433,991	2,433,991	
	4,449,687	2,440,815	2,440,815	2,768,948	2,197,595	3,005,344	2,433,991	2,433,991	
Operating Expenses	16,685,742	13,835,754	13,847,465	14,163,887	13,592,534	15,202,662	16,131,309	15,931,309	
Internal Support									
Internal Services									
770631 Bldg Space Cost Allocation	895,420	913,858	913,858	914,557	968,832	865,928	914,575	919,468	
770667 Convenience Copier	9,301	10,157	10,157	10,157	10,157	7,968	7,968	7,968	
774677 Insurance Fund	70,729	77,904	77,904	77,904	77,904	88,013	89,291	92,034	
775667 Mail Room	53	0	0	0	0	0	0	0	
775754 Maintenance Department Charges	18,031	26,548	26,548	26,548	26,548	26,548	26,548	26,548	

Fund: 63600 - Information Technology	OAKLAND COUNTY, MICHIGAN
FY2013 AND FY2014 AND FY2015 County Executive Budget Recommendation	

Account Number/Description	FY 2011 Actual	FY 2012		FY 2013 Amended Plan	FY 2014 Amended Plan	FY 2013 County Exec. Recommended	FY 2014 County Exec. Recommended	FY 2015 County Exec. Recommended
		Adopted Budget	Amended Budget					
776659 Motor Pool Fuel Charges	15,350	14,900	14,900	14,900	14,900	14,000	14,000	14,000
776661 Motor Pool	50,181	50,190	50,190	50,190	50,190	50,190	50,190	50,190
776666 Print Shop	20	0	0	0	0	0	0	0
778675 Telephone Communications	152,447	160,121	160,121	160,121	160,121	165,878	165,878	165,878
	1,211,531	1,253,678	1,253,678	1,254,377	1,308,652	1,218,525	1,268,450	1,276,086
Internal Support	1,211,531	1,253,678	1,253,678	1,254,377	1,308,652	1,218,525	1,268,450	1,276,086
Transfers/Other Sources (Uses)								
Transfers Out								
788001 Transfers Out	215,858	0	0	0	0	0	0	0
	215,858	0	0	0	0	0	0	0
Transfers/Other Sources (Uses)	215,858	0	0	0	0	0	0	0
Grand Total Expenditures	30,217,713	29,796,760	29,805,891	30,122,152	29,691,337	30,911,401	31,973,634	31,925,359

CAPITAL BUDGET PLAN FOR INFORMATION TECHNOLOGY FUND 63600

Asset Category	Cost 3/31/11	Accumulated Depreciation	Book Val at 3/31/11	Capital Additions	Remaining FY 2011	Projected Depreciation		
						FY 2012	FY 2013	FY 2014
CIP (Jail Management System)	\$2,650,474	-	\$2,650,474	-	-	\$530,095	\$530,095	\$530,095
Subtotal CIP (GL #161600)	\$2,650,474	-	\$2,650,474	-	-	\$530,095	\$530,095	\$530,095
Equipment (GL #165200)								
Acorn I	\$62,352	\$62,352	-	-	-	-	-	-
Acorn II	3,487,337	3,487,337	-	-	-	-	-	-
CLEMIS	5,713	5,713	-	-	-	-	-	-
Gigabit Infrastructure Upgrade	866,873	866,873	-	-	-	-	-	-
GIS	68,019	68,019	-	-	-	-	-	-
Lan Vbased Imaging	399,862	399,862	-	-	-	-	-	-
Mainframe	2,217,821	2,217,821	-	-	-	-	-	-
Mugshot	41,325	41,325	-	-	-	-	-	-
Office Automation	3,003,821	815,632	2,188,189	-	364,698	729,396	729,396	364,699
People Soft PH I	457,034	457,034	-	-	-	-	-	-
People Soft PH II	6,512,275	5,209,820	1,302,455	-	651,228	651,227	-	-
Thin Client PH I	268,373	78,275	190,098	-	22,364	44,729	44,729	44,729
WAN/OakNet	2,783,202	2,783,202	-	-	-	-	-	-
Subtotal Assets (GL #165200)	\$20,174,007	\$16,493,265	\$3,680,742	-	\$1,038,290	\$1,425,352	\$774,125	\$409,428
Intangible/Computer Software Assets (GL #165150)								
HRFIS	\$7,293,478	\$7,293,478	-	-	-	-	-	-
Data Warehouse	521,247	521,247	-	-	-	-	-	-
Y2K Services	1,950,704	1,950,704	-	-	-	-	-	-
Oracle	655,456	655,456	-	-	-	-	-	-
Oracle 9i	448,386	448,386	-	-	-	-	-	-
Interwoven	250,100	250,100	-	-	-	-	-	-
ELVIS	1,578,578	1,578,578	-	-	-	-	-	-
Road Centerline	189,280	189,280	-	-	-	-	-	-
Digital Orth Photos	636,308	636,308	-	-	-	-	-	-
Digital Orth Framework	1,272,615	1,272,615	-	-	-	-	-	-
OakNet Fiber	2,935,603	2,935,603	-	-	-	-	-	-
OakNet Eng Installs	1,000,000	1,000,000	-	-	-	-	-	-
OakNet Proj Mgmt	345,000	345,000	-	-	-	-	-	-
Websphere	82,661	82,661	-	-	-	-	-	-
Thin Client PH I	186,396	179,924	6,472	-	6,472	-	-	-
People Soft PH I	5,639,509	5,639,509	-	-	-	-	-	-
OakNet Fiber	546,545	167,000	379,545	-	18,218	36,436	36,436	36,436
BSA Tax Receivable Migration	1,371,646	410,482	961,164	-	137,165	274,330	274,330	274,330
Subtotal for Intangible/Computer Software (GL #165150)	\$26,903,512	\$25,556,331	\$1,347,181	-	\$161,855	\$310,766	\$310,766	\$310,766

CAPITAL BUDGET PLAN FOR INFORMATION TECHNOLOGY FUND 63600

Asset Category	Cost 3/31/11	Accumulated Depreciation	Book Val at 3/31/11	Capital Additions	Remaining FY 2011	Projected Depreciation			
						FY 2012	FY 2013	FY 2014	
Future Acquisitions: (allocated over the next 5 years)									
Server Replacement				\$2,841,665	\$189,444	\$378,888	\$568,332	\$568,332	
Tape Drives				200,000	13,333	26,666	39,999	39,999	
EMC SAN				500,000	33,333	66,666	99,999	99,999	
Mainframe Upgrade				227,500	15,167	30,334	45,501	45,501	
Symmetrix 8530				137,163	9,144	18,288	27,432	27,432	
Mainframe Tape Drives				125,000	8,333	16,666	24,999	24,999	
WAN Edge Network Equipment				140,000	9,333	18,666	27,999	27,999	
LAN Core Network Equipment				275,000	18,333	36,666	54,999	54,999	
Bldg Distribution Network Equipment				120,000	8,000	16,000	24,000	24,000	
Firewall & DR Switches				120,000	8,000	16,000	24,000	24,000	
Packet Shaper				40,000	2,667	5,334	8,001	8,001	
IDS				10,000	667	1,334	2,001	2,001	
RadWare				60,000	4,000	8,000	12,000	12,000	
UPS Major Units				33,335	2,778	5,556	8,334	8,334	
Mail Servers				91,665	6,111	12,222	18,333	18,333	
Est. Project Mgmt Svcs for major projects				1,860,000	372,000	372,000	372,000	372,000	
Subtotal Future Acquisitions apprvd by BOC				\$6,781,328	\$700,643	\$1,029,286	\$1,357,929	\$1,357,929	
GRAND TOTAL OF ALL ASSETS	\$49,727,993	\$42,049,596	\$7,678,397		\$1,900,788	\$3,295,499	\$2,972,915	\$2,608,218	

Useful Life of Assets:
 Technology Equipment 3 yrs
 Equipment over \$50,000 (servers) 5 yrs
 Intangible Assets (proj services, software) 5 yrs
 Fiber (OakNet) 15 yrs
 Digital Ortho Photos (1/3 proj) 3 yrs
 Digital Ortho Framework (2/3 proj) 10 yrs
 Thin Client 6 yrs

Notes: Subject to change upon determination of on-going technology needs

Fund: 66700 - Mailing, Copying and Printing	OAKLAND COUNTY, MICHIGAN
FY2013 AND FY2014 AND FY2015 County Executive Budget Recommendation	

Account Number/Description	FY 2011 Actual	FY 2012		FY 2013 Amended Plan	FY 2014 Amended Plan	FY 2013 County Exec. Recommended	FY 2014 County Exec. Recommended	FY 2015 County Exec. Recommended
		Adopted Budget	Amended Budget					

Revenues									
Revenue									
Charges for Services									
630168	Business Reply Postage	4,372	0	0	0	0	0	0	0
630658	Equipment Rental	218,161	0	0	0	0	0	0	0
631232	Metered Postage	381,684	0	0	0	0	0	0	0
631589	Printing	50,764	0	0	0	0	0	0	0
631687	Rebilled Charges	19,372	0	0	0	0	0	0	0
632156	Standard Mail	113,724	0	0	0	0	0	0	0
		788,078	0	0	0	0	0	0	0
Ext ISF Charges for Services									
635044	Ext-Business Reply Postage	5	0	0	0	0	0	0	0
635449	Ext-Metered Postage Rev	31,640	0	0	0	0	0	0	0
635638	Ext-Printing Rev	41,931	0	0	0	0	0	0	0
635800	Ext-Standard Mail	192,992	0	0	0	0	0	0	0
		266,568	0	0	0	0	0	0	0
Investment Income									
655077	Accrued Interest Adjustments	1,981	0	0	0	0	0	0	0
655385	Income from Investments	(509)	0	0	0	0	0	0	0
		1,472	0	0	0	0	0	0	0
Other Revenues									
670456	Prior Years Adjustments	1,521	0	0	0	0	0	0	0
		1,521	0	0	0	0	0	0	0
Gain or Loss on Exchg of Asset									
675354	Gain on Sale of Equip	5,046	0	0	0	0	0	0	0
675356	Loss on Sale of Equipment	(24)	0	0	0	0	0	0	0
		5,022	0	0	0	0	0	0	0
Revenue		1,062,660	0	0	0	0	0	0	0
Grand Total Revenues		1,062,660	0	0	0	0	0	0	0

Expenditures									
Personnel									
Salaries									
702010	Salaries Regular	16,774	0	0	0	0	0	0	0
702030	Holiday	352	0	0	0	0	0	0	0
702050	Annual Leave	1,232	0	0	0	0	0	0	0
702080	Sick Leave	2,133	0	0	0	0	0	0	0
702360	Short Term Disability	12,011	0	0	0	0	0	0	0
712020	Overtime	849	0	0	0	0	0	0	0
		33,351	0	0	0	0	0	0	0

Fund:	66700 - Mailing, Copying and Printing	OAKLAND COUNTY, MICHIGAN
		FY2013 AND FY2014 AND FY2015 County Executive Budget Recommendation

Account Number/Description	FY 2011 Actual	FY 2012		FY 2013 Amended Plan	FY 2014 Amended Plan	FY 2013 County Exec. Recommended	FY 2014 County Exec. Recommended	FY 2015 County Exec. Recommended
		Adopted Budget	Amended Budget					
Fringe Benefits								
722750	Workers Compensation	462	0	0	0	0	0	0
722760	Group Life	160	0	0	0	0	0	0
722770	Retirement	6,757	0	0	0	0	0	0
722780	Hospitalization	7,852	0	0	0	0	0	0
722790	Social Security	2,517	0	0	0	0	0	0
722800	Dental	624	0	0	0	0	0	0
722810	Disability	131	0	0	0	0	0	0
722820	Unemployment Insurance	94	0	0	0	0	0	0
722850	Optical	43	0	0	0	0	0	0
		18,640	0	0	0	0	0	0
		51,991	0	0	0	0	0	0
Personnel								
Operating Expenses								
Contractual Services								
730037	Adj Prior Years Exp	3,800	0	0	0	0	0	0
730114	Auction Expense	151	0	0	0	0	0	0
730212	Business Reply Postage	4,377	0	0	0	0	0	0
730373	Contracted Services	24,596	0	0	0	0	0	0
730387	Copier Machine Rental	218,863	0	0	0	0	0	0
730394	Copy Charges	1,881	0	0	0	0	0	0
730646	Equipment Maintenance	976	0	0	0	0	0	0
730926	Indirect Costs	127,528	0	0	0	0	0	0
731115	Licenses and Permits	6,000	0	0	0	0	0	0
731143	Mail Handling-Postage Svc	292,493	0	0	0	0	0	0
731150	Maintenance Contract	13,290	0	0	0	0	0	0
		693,955	0	0	0	0	0	0
Commodities								
750392	Metered Postage	352,256	0	0	0	0	0	0
750399	Office Supplies	326	0	0	0	0	0	0
750406	Paper Printing	15,273	0	0	0	0	0	0
750455	Printing Supplies	3,663	0	0	0	0	0	0
750518	Stationery Stock	10,533	0	0	0	0	0	0
		382,051	0	0	0	0	0	0
Depreciation								
761121	Depreciation Equipment	7,635	0	0	0	0	0	0
		7,635	0	0	0	0	0	0
		1,083,641	0	0	0	0	0	0
Operating Expenses								
Internal Support								
Internal Services								
770631	Bldg Space Cost Allocation	10,011	0	0	0	0	0	0
774636	Info Tech Operations	8,064	0	0	0	0	0	0
774677	Insurance Fund	150	0	0	0	0	0	0
775754	Maintenance Department Charges	244	0	0	0	0	0	0

Fund: 66700 - Mailing, Copying and Printing	OAKLAND COUNTY, MICHIGAN
FY2013 AND FY2014 AND FY2015 County Executive Budget Recommendation	

Account Number/Description	FY 2011 Actual	FY 2012		FY 2013 Amended Plan	FY 2014 Amended Plan	FY 2013 County Exec. Recommended	FY 2014 County Exec. Recommended	FY 2015 County Exec. Recommended
		Adopted Budget	Amended Budget					
778675 Telephone Communications	1,643	0	0	0	0	0	0	0
	20,112	0	0	0	0	0	0	0
Internal Support	20,112	0	0	0	0	0	0	0
Transfers/Other Sources (Uses)								
Transfers Out								
788001 Transfers Out	113,493	0	0	0	0	0	0	0
	113,493	0	0	0	0	0	0	0
Transfers/Other Sources (Uses)	113,493	0	0	0	0	0	0	0
Grand Total Expenditures	1,269,237	0	0	0	0	0	0	0

Fund:	66100 - Motor Pool	OAKLAND COUNTY, MICHIGAN						
		FY2013 AND FY2014 AND FY2015 County Executive Budget Recommendation						

Account Number/Description	FY 2011 Actual	FY 2012		FY 2013 Amended Plan	FY 2014 Amended Plan	FY 2013 County Exec. Recommended	FY 2014 County Exec. Recommended	FY 2015 County Exec. Recommended
		Adopted Budget	Amended Budget					

Revenues

Revenue								
Charges for Services								
630196	Car Wash	400	700	700	700	700	700	700
630833	Gasoline Oil Grease Charges	2,233,751	2,346,302	2,346,302	2,346,302	2,346,302	2,346,302	2,346,302
631071	Leased Equipment	5,026,037	5,235,161	5,279,525	5,299,150	5,299,150	5,299,150	5,299,150
631463	Parts and Accessories	222,550	108,000	108,000	108,000	115,000	115,000	115,000
631610	Productive Labor	255,097	255,000	255,000	255,000	255,000	255,000	255,000
632198	Sublet Repairs	13,792	22,330	22,330	22,330	15,330	15,330	15,330
		7,751,626	7,967,493	8,011,857	8,031,482	8,031,482	8,031,482	8,031,482
Ext ISF Charges for Services								
635530	Ext-Other Revenue	43,468	40,000	40,000	40,000	40,000	40,000	40,000
635557	Ext-Parts and Accessories Rev	381	2,000	2,000	2,000	2,000	2,000	2,000
635665	Ext-Productive Labor Rev	3,165	34,500	34,500	34,500	34,500	7,500	7,500
635854	Ext-Warranty Reimbursements	10,715	500	500	500	500	500	500
		57,729	77,000	77,000	77,000	77,000	50,000	50,000
Investment Income								
655077	Accrued Interest Adjustments	617	0	0	0	0	0	0
655385	Income from Investments	34,253	40,000	40,000	40,000	40,000	40,000	40,000
		34,870	40,000	40,000	40,000	40,000	40,000	40,000
Planned Use of Fund Balance								
665882	Planned Use of Balance	0	0	122,435	0	0	282,977	0
		0	0	122,435	0	0	282,977	0
Other Revenues								
670570	Refund Prior Years Expenditure	152	0	0	0	0	0	0
670627	Sale of Equipment	11,214	0	0	0	0	0	0
670741	Sale of Scrap	2,203	0	0	0	0	0	0
		13,569	0	0	0	0	0	0
Gain or Loss on Exchg of Asset								
675660	Gain on Sale of Vehicles	156,953	100,000	100,000	150,000	150,000	150,000	150,000
675661	Loss on Sale of Vehicles	(21,801)	0	0	0	0	0	0
		135,152	100,000	100,000	150,000	150,000	150,000	150,000
Revenue		7,992,946	8,184,493	8,351,292	8,298,482	8,298,482	8,554,459	8,271,482
Other Financing Sources								
Transfers In								
695500	Transfers In	163,992	0	16,500	0	0	0	0
		163,992	0	16,500	0	0	0	0
Other Financing Sources		163,992	0	16,500	0	0	0	0
Grand Total Revenues		8,156,938	8,184,493	8,367,792	8,298,482	8,298,482	8,554,459	8,271,482

Fund: 66100 - Motor Pool	OAKLAND COUNTY, MICHIGAN
FY2013 AND FY2014 AND FY2015 County Executive Budget Recommendation	

Account Number/Description	FY 2011 Actual	FY 2012		FY 2013 Amended Plan	FY 2014 Amended Plan	FY 2013 County Exec. Recommended	FY 2014 County Exec. Recommended	FY 2015 County Exec. Recommended
		Adopted Budget	Amended Budget					

Expenditures

Personnel									
Salaries									
702010	Salaries Regular	536,377	616,984	639,626	649,689	655,859	660,567	673,601	686,835
702030	Holiday	23,535	0	0	0	0	0	0	0
702050	Annual Leave	44,378	0	0	0	0	0	0	0
702080	Sick Leave	11,112	0	0	0	0	0	0	0
702130	Shift Premium	4,626	0	0	0	0	0	0	0
702140	Other Miscellaneous Salaries	0	0	0	0	4,410	0	0	0
702200	Death Leave	577	0	0	0	0	0	0	0
702360	Short Term Disability	1,497	0	0	0	0	0	0	0
712020	Overtime	26,134	30,000	30,000	30,000	30,000	30,000	30,000	30,000
712040	Holiday Overtime	233	0	0	0	0	0	0	0
712090	On Call	25,779	26,500	26,500	26,500	26,500	26,500	26,500	26,500
		674,249	673,484	696,126	706,189	712,359	721,477	730,101	743,335

Fringe Benefits									
722740	Fringe Benefits	0	0	0	0	0	2,590	0	0
722750	Workers Compensation	19,092	17,494	17,775	17,900	17,900	18,770	18,770	18,770
722760	Group Life	2,493	2,315	2,428	2,479	2,479	2,038	2,038	2,038
722770	Retirement	219,585	257,198	265,979	269,791	269,791	258,386	258,386	258,386
722780	Hospitalization	179,307	192,319	202,387	206,860	206,860	195,671	195,671	195,671
722790	Social Security	49,717	51,521	53,253	54,023	54,023	54,808	54,808	54,808
722800	Dental	12,725	12,078	12,611	12,848	12,848	12,693	12,693	12,693
722810	Disability	2,040	2,014	2,089	2,122	2,122	9,569	9,569	9,569
722820	Unemployment Insurance	2,952	2,346	2,430	2,467	2,467	2,445	2,445	2,445
722850	Optical	855	869	924	948	948	1,360	1,360	1,360
722900	Fringe Benefit Adjustments	0	0	0	0	3,140	0	6,146	12,483
		488,765	538,154	559,876	569,438	572,578	558,330	561,886	568,223
Personnel		1,163,014	1,211,638	1,256,002	1,275,627	1,284,937	1,279,807	1,291,987	1,311,558

Operating Expenses									
Contractual Services									
730114	Auction Expense	11,933	15,000	15,000	15,000	15,000	13,000	13,000	13,000
730233	Car Wash	47,009	60,000	60,000	60,000	60,000	60,000	60,000	60,000
730772	Freight and Express	0	500	500	500	500	500	500	500
730786	Garbage and Rubbish Disposal	0	300	300	300	300	300	300	300
730926	Indirect Costs	623,034	629,000	629,000	629,000	629,000	500,183	500,183	500,183
730940	Insurance	219,233	528,057	528,057	581,115	634,251	300,000	300,000	300,000
730947	Insurance Reserve Expense	168,386	175,000	175,000	175,000	175,000	175,000	175,000	175,000
731059	Laundry and Cleaning	4,242	6,500	6,500	6,500	6,500	6,500	6,500	6,500
731108	License Plates and Title Fees	3,679	3,100	3,100	3,100	3,100	3,100	3,100	3,100
731150	Maintenance Contract	16,460	13,500	13,500	13,500	13,500	17,500	17,500	17,500
731213	Membership Dues	1,010	1,300	1,300	1,300	1,300	1,300	1,300	1,300
731311	Oil Grease and Solvents	24,005	29,000	29,000	29,000	29,000	29,000	29,000	29,000

Fund: 66100 - Motor Pool	OAKLAND COUNTY, MICHIGAN
FY2013 AND FY2014 AND FY2015 County Executive Budget Recommendation	

Account Number/Description	FY 2011 Actual	FY 2012		FY 2013 Amended Plan	FY 2014 Amended Plan	FY 2013 County Exec. Recommended	FY 2014 County Exec. Recommended	FY 2015 County Exec. Recommended
		Adopted Budget	Amended Budget					
731339 Periodicals Books Publ Sub	159	0	0	0	0	0	0	0
731388 Printing	171	500	500	500	500	500	500	500
731878 Sublet Repairs	63,157	110,000	110,000	110,000	110,000	80,000	80,000	80,000
731920 Tool Allowance	1,750	2,250	2,250	2,250	2,250	2,250	2,250	2,250
731934 Towing and Storage Fees	238	662	662	662	662	662	662	662
731941 Training	0	1,000	1,000	1,000	1,000	1,000	1,000	1,000
732018 Travel and Conference	0	7,500	7,500	7,500	7,500	7,500	7,500	7,500
796500 Budgeted Equity Adjustments	0	377,565	0	271,404	287,610	0	700,724	646,798
	1,184,465	1,960,734	1,583,169	1,907,631	1,976,973	1,198,295	1,899,019	1,845,093
Commodities								
750063 Custodial Supplies	2,512	3,000	3,000	3,000	3,000	3,000	3,000	3,000
750119 Dry Goods and Clothing	1,250	1,900	1,900	1,900	1,900	1,900	1,900	1,900
750154 Expendable Equipment	489,042	96,000	112,500	160,000	48,000	297,000	49,500	82,500
750210 Gasoline Charges	2,219,291	2,319,439	2,319,439	2,319,439	2,319,439	2,319,439	2,319,439	2,319,439
750392 Metered Postage	316	700	700	700	700	700	700	700
750399 Office Supplies	1,123	2,122	2,122	2,122	2,122	2,122	2,122	2,122
750413 Parts and Accessories	434,740	462,455	462,455	462,455	462,455	434,455	434,455	434,455
750497 Shop Supplies	37,877	32,500	32,500	32,500	32,500	38,500	38,500	38,500
750553 Tires and Tubes	149,616	123,000	123,000	123,000	123,000	150,000	150,000	150,000
	3,335,767	3,041,116	3,057,616	3,105,116	2,993,116	3,247,116	2,999,616	3,032,616
Depreciation								
761156 Depreciation Vehicles	1,703,479	1,616,630	1,616,630	1,655,630	1,681,330	1,639,500	1,712,500	1,712,500
	1,703,479	1,616,630	1,616,630	1,655,630	1,681,330	1,639,500	1,712,500	1,712,500
Operating Expenses	6,223,712	6,618,480	6,257,415	6,668,377	6,651,419	6,084,911	6,611,135	6,590,209
Internal Support								
Internal Services								
770631 Bldg Space Cost Allocation	114,850	126,557	126,557	126,654	134,170	127,909	135,095	135,817
770667 Convenience Copier	996	1,100	1,100	1,100	1,100	1,073	1,073	1,073
773630 Info Tech Development	0	18,393	18,393	18,393	18,393	18,393	18,393	18,393
774636 Info Tech Operations	31,776	32,066	32,066	32,072	32,204	37,947	38,086	38,086
774677 Insurance Fund	164,773	168,534	168,534	168,534	168,534	167,684	167,978	168,611
775667 Mail Room	373	0	0	0	0	0	0	0
775754 Maintenance Department Charges	37	500	500	500	500	500	500	500
776666 Print Shop	206	0	0	0	0	0	0	0
777560 Radio Communications	1,981	1,828	1,828	1,828	1,828	1,828	1,828	1,828
778675 Telephone Communications	5,123	5,397	5,397	5,397	5,397	5,407	5,407	5,407
	320,115	354,375	354,375	354,478	362,126	360,741	368,360	369,715
	320,115	354,375	354,375	354,478	362,126	360,741	368,360	369,715
Internal Support								
Transfers/Other Sources (Uses)								
Transfers Out								
788001 Transfers Out	750,000	0	500,000	0	0	829,000	0	0
	750,000	0	500,000	0	0	829,000	0	0

Fund: 66100 - Motor Pool

OAKLAND COUNTY, MICHIGAN

FY2013 AND FY2014 AND FY2015 County Executive Budget Recommendation

Account Number/Description	FY 2011 Actual	FY 2012		FY 2013 Amended Plan	FY 2014 Amended Plan	FY 2013 County Exec. Recommended	FY 2014 County Exec. Recommended	FY 2015 County Exec. Recommended
		Adopted Budget	Amended Budget					
Transfers/Other Sources (Uses)	750,000	0	500,000	0	0	829,000	0	0
Grand Total Expenditures	8,456,840	8,184,493	8,367,792	8,298,482	8,298,482	8,554,459	8,271,482	8,271,482

**OAKLAND COUNTY VEHICLE OPERATIONS
SUMMARY OF MONTHLY RATES**

	2009	2010	2011	2012	2013	2014	2015
	Rates	Rates	Rates	Rates	Rates	Rates	Rates
Lease Rate Per Mile (1,000 mile min)							
2008 model & older							
Intermediate (000)	0.38	0.38	0.38	0.38	0.38	0.38	0.38
Patrol Tahoe (100)	0.49	0.49	0.49	0.49	0.49	0.49	0.49
Patrol Cars (200 & 300)	0.43	0.43	0.43	0.43	0.43	0.43	0.43
Full size (400)	0.39	0.39	0.39	0.39	0.39	0.39	0.39
Suburban/Tahoe/Yukon (500)	0.43	0.43	0.43	0.43	0.43	0.43	0.43
Pick ups (600)	0.38	0.38	0.38	0.38	0.38	0.38	0.38
Vans (700)	0.41	0.41	0.41	0.41	0.41	0.41	0.41
Special Rate (800)							
Lease Rate 2009 Model & Newer							
Maintenance Rate Per Mile	0.30	0.30	0.30	0.30	0.30	0.30	0.30
Liability Insurance (adjusts annually)							
Flat Monthly Rate	\$ 64.07	\$ 55.45	\$ 55.45	\$ 33.14	\$ 35.69	\$ 35.69	\$ 35.69
Depreciation Schedule							
Intermediate (000)	60 Months	60 Months	60 Months	60 Months	60 Months	60 Months	60 Months
Patrol Tahoe (100)	30 Months	30 Months	30 Months	30 Months	30 Months	30 Months	30 Months
Patrol Cars (200 & 300)	30 Months	30 Months	30 Months	30 Months	30 Months	30 Months	30 Months
Full size (400)	60 Months	60 Months	60 Months	60 Months	60 Months	60 Months	60 Months
Suburban/Tahoe/Yukon (500)	60 Months	60 Months	60 Months	60 Months	60 Months	60 Months	60 Months
Pick ups (600)	60 Months	60 Months	60 Months	60 Months	60 Months	60 Months	60 Months
Vans (700)	60 Months	60 Months	60 Months	60 Months	60 Months	60 Months	60 Months
Sheriff Used	36 Months	36 Months	36 Months	36 Months	36 Months	36 Months	36 Months
Loaner Vehicle Daily Rental							
Intermediate (000)	21.00	21.00	21.00	21.00	21.00	21.00	21.00
Pick ups (600)	23.00	23.00	23.00	23.00	23.00	23.00	23.00
Vans (700)	20.50	20.50	20.50	20.50	20.50	20.50	20.50
Equipment Installation							
Performed on time & material basis							
Digital Radio		\$256	\$256	\$256	\$256	\$256	\$256
MDC		\$351	\$351	\$351	\$351	\$351	\$351
Scanner		\$69	\$69	\$69	\$69	\$69	\$69
Camera		\$237	\$237	\$237	\$237	\$237	\$237
Equipment Strip							
Performed on time & material basis							
Digital Radio		\$96	\$96	\$96	\$96	\$96	\$96
MDC		\$106	\$106	\$106	\$106	\$106	\$106
Scanner		\$70	\$70	\$70	\$70	\$70	\$70
Camera		\$89	\$89	\$89	\$89	\$89	\$89
Garage Services							
Productive Labor (per hour)	\$65.11	\$65.11	\$65.11	\$65.11	\$65.11	\$65.11	\$65.11
Gasoline	.15 gallon	.15 gallon	.10 gallon	.10 gallon	.10 gallon	.10 gallon	.10 gallon
Parts & Accessories	25%	25%	25%	25%	25%	25%	25%
Tires & Tubes	25%	25%	25%	25%	25%	25%	25%

carrts13.xls

**MOTORPOOL FUND CAPITAL BUDGET PLAN
FISCAL YEARS: 2011, 2012, 2013, 2014 and 2015**

Type of Asset	Total Asset Value	Depreciation through 9/30/2011	Net Book Value 9/30/2011	Capital Additions	Depreciation			
					2012	2013	2014	2015
BUILDINGS	424,860.46	424,860.46	-		-	-		-
FUEL MANAGEMENT SYSTEM	46,889.00	46,889.00	-		-	-		-
DRUM & ROTOR LATHE	5,145.00	5,145.00	-		-	-		-
VEHICLES	12,685,153.08	8,383,922.23	4,301,230.85	1,925,133.00	1,616,630.00	1,639,500.00	1,712,500.00	1,712,500.00
	13,162,047.54	8,860,816.69	4,301,230.85	1,925,133.00	1,616,630.00	1,639,500.00	1,712,500.00	1,712,500.00

2012 CAPITAL ACQUISITIONS

QTY	DESCRIPTION	TOTAL
10	Intermediate	\$ 173,711.25
12	Patrol Tahoe	327,371.40
30	Patrol Impala	616,346.60
1	Suburban/Tahoe.	27,385.00
5	Pick Ups	132,335.00
28	Vans/SUV	647,983.75
		<u>\$ 1,925,133.00</u>

**OAKLAND COUNTY VEHICLE OPERATIONS
FIVE YEAR CAPITAL REPLACEMENT PLAN**

Passenger cars, trucks, vans replaced at 99,000 miles, Patrol Cars 99,000 miles, Patrol Tahoe 120,000 miles

	Acq Cost	FY2013 Qty	FY2013 Cost	FY2014 Qty	FY2014 Cost	FY2015 Qty	FY2015 Cost	FY2016 Qty	FY2016 Cost	FY2017 Qty	FY2017 Cost
Intermediate (000)	\$ 17,500	14	\$ 245,000	13	\$ 227,500	7	\$ 122,500	16	\$ 280,000	16	\$ 280,000
Patrol Tahoe (100)	\$ 30,909	7	\$ 216,363	5	\$ 154,545	2	\$ 61,818	2	\$ 61,818	2	\$ 61,818
Patrol Tahoe 2wd	\$ 28,300	7	\$ 198,100	2	\$ 56,600	2	\$ 56,600	2	\$ 56,600	2	\$ 56,600
Patrol Impala (300)	\$ 20,400	33	\$ 673,200	33	\$ 673,200	33	\$ 673,200	33	\$ 673,200	33	\$ 673,200
Full Size (400)	\$ 28,000	0	\$ -	0	\$ -	0	\$ -	0	\$ -	0	\$ -
Suburban/Tahoe/Yukon (500)	\$ 31,000	2	\$ 62,000	1	\$ 31,000	0	\$ -	1	\$ 31,000	1	\$ 31,000
Pick Ups (600)	\$ 20,500	12	\$ 246,000	11	\$ 225,500	17	\$ 348,500	8	\$ 164,000	8	\$ 164,000
Vans/SUV (700)	\$ 23,100	10	\$ 231,000	8	\$ 184,800	10	\$ 231,000	3	\$ 69,300	3	\$ 69,300
Used Vehicles	\$ 16,500	18	\$ 297,000	3	\$ 49,500	5	\$ 82,500	5	\$ 82,500	5	\$ 82,500
Total		103	\$ 2,168,663	76	\$ 1,602,645	76	\$ 1,576,118	70	\$ 1,418,418	70	\$ 1,418,418
Utility Bodies	\$4,500	8	\$36,000	11	\$49,500	7	\$31,500	6	\$27,000	1	\$4,500
One Ton Dump Body	\$15,000	1	\$15,000								
			\$ 2,219,663		\$ 1,652,145		\$ 1,607,618		\$ 1,445,418		\$ 1,422,918
2013 Shop Equipment											
Metal Brake	\$3,500										
Chrysler Scan Tool	\$6,000										
Total	\$9,500										

five year plan13

Fund:	66400 - Office Equipment	OAKLAND COUNTY, MICHIGAN						
		FY2013 AND FY2014 AND FY2015 County Executive Budget Recommendation						

Account Number/Description	FY 2011 Actual	FY 2012		FY 2013 Amended Plan	FY 2014 Amended Plan	FY 2013 County Exec. Recommended	FY 2014 County Exec. Recommended	FY 2015 County Exec. Recommended
		Adopted Budget	Amended Budget					

Revenues

Revenue								
Charges for Services								
630658	Equipment Rental	796,007	0	0	0	0	0	0
631127	Maintenance Contracts	7,743	0	0	0	0	0	0
		803,750	0	0	0	0	0	0
Investment Income								
655077	Accrued Interest Adjustments	(385)	0	0	0	0	0	0
655385	Income from Investments	19,964	0	0	0	0	0	0
		19,579	0	0	0	0	0	0
Other Revenues								
		0	0	0	0	0	0	0
Gain or Loss on Exchg of Asset								
675354	Gain on Sale of Equip	2,182	0	0	0	0	0	0
675356	Loss on Sale of Equipment	(1,010)	0	0	0	0	0	0
		1,172	0	0	0	0	0	0
Revenue		824,501	0	0	0	0	0	0
Other Financing Sources								
Transfers In								
695500	Transfers In	250,000	0	0	0	0	0	0
		250,000	0	0	0	0	0	0
Other Financing Sources		250,000	0	0	0	0	0	0
Grand Total Revenues		1,074,501	0	0	0	0	0	0

Expenditures

Operating Expenses								
Contractual Services								
730114	Auction Expense	29	0	0	0	0	0	0
730646	Equipment Maintenance	26,129	0	0	0	0	0	0
730655	Equipment Replacement	47,220	0	0	0	0	0	0
730926	Indirect Costs	91,090	0	0	0	0	0	0
731150	Maintenance Contract	215,564	0	0	0	0	0	0
		380,032	0	0	0	0	0	0
Commodities								
		0	0	0	0	0	0	0
Depreciation								
761121	Depreciation Equipment	386,998	0	0	0	0	0	0
		386,998	0	0	0	0	0	0
Operating Expenses		767,030	0	0	0	0	0	0

Fund:	66400 - Office Equipment	OAKLAND COUNTY, MICHIGAN						
		FY2013 AND FY2014 AND FY2015 County Executive Budget Recommendation						

Account Number/Description	FY 2011 Actual	FY 2012		FY 2013 Amended Plan	FY 2014 Amended Plan	FY 2013 County Exec. Recommended	FY 2014 County Exec. Recommended	FY 2015 County Exec. Recommended
		Adopted Budget	Amended Budget					
Internal Support								
Internal Services								
774677	Insurance Fund	213	0	0	0	0	0	0
775754	Maintenance Department Charges	294	0	0	0	0	0	0
		507	0	0	0	0	0	0
		507	0	0	0	0	0	0
Internal Support								
Transfers/Other Sources (Uses)								
Transfers Out								
788001	Transfers Out	3,308,639	0	0	0	0	0	0
		3,308,639	0	0	0	0	0	0
		3,308,639	0	0	0	0	0	0
		4,076,176	0	0	0	0	0	0

Fund:	67500 - Telephone Communications	OAKLAND COUNTY, MICHIGAN
		FY2013 AND FY2014 AND FY2015 County Executive Budget Recommendation

Account Number/Description	FY 2011 Actual	FY 2012		FY 2013 Amended Plan	FY 2014 Amended Plan	FY 2013 County Exec. Recommended	FY 2014 County Exec. Recommended	FY 2015 County Exec. Recommended
		Adopted Budget	Amended Budget					

Revenues

<u>Revenue</u>									
<u>Charges for Services</u>									
631071	Leased Equipment	12,226	14,000	14,000	14,000	14,000	14,000	14,000	
632009	Sale of Phone Service Internal	2,675,187	2,800,000	2,800,000	2,800,000	2,800,000	2,800,000	2,800,000	
		2,687,413	2,814,000	2,814,000	2,814,000	2,814,000	2,814,000	2,814,000	
<u>Ext ISF Charges for Services</u>									
635746	Ext-Sale of Phone Services Rev	30,491	30,000	30,000	30,000	30,000	30,000	30,000	
		30,491	30,000	30,000	30,000	30,000	30,000	30,000	
<u>Investment Income</u>									
655077	Accrued Interest Adjustments	1,344	0	0	0	0	0	0	
655385	Income from Investments	39,085	30,000	30,000	30,000	30,000	30,000	30,000	
		40,429	30,000	30,000	30,000	30,000	30,000	30,000	
<u>Planned Use of Fund Balance</u>									
665882	Planned Use of Balance	0	584,152	584,152	584,246	589,544	442,247	449,986	
		0	584,152	584,152	584,246	589,544	442,247	449,986	
<u>Other Revenues</u>									
670627	Sale of Equipment	308	0	0	0	0	0	0	
		308	0	0	0	0	0	0	
Revenue		2,758,641	3,458,152	3,458,152	3,458,246	3,463,544	3,316,247	3,320,612	3,323,986
Grand Total Revenues		2,758,641	3,458,152	3,458,152	3,458,246	3,463,544	3,316,247	3,320,612	3,323,986

Expenditures

<u>Personnel</u>									
<u>Salaries</u>									
702010	Salaries Regular	233,875	264,516	264,516	264,516	267,161	184,266	187,970	
702030	Holiday	10,287	0	0	0	0	0	0	
702050	Annual Leave	14,163	0	0	0	0	0	0	
702080	Sick Leave	7,655	0	0	0	0	0	0	
702140	Other Miscellaneous Salaries	0	0	0	0	0	945	0	
712020	Overtime	0	1,000	1,000	1,000	1,000	1,000	1,000	
		265,981	265,516	265,516	265,516	268,161	186,211	187,109	188,970
<u>Fringe Benefits</u>									
722740	Fringe Benefits	0	0	0	0	0	555	0	
722750	Workers Compensation	596	594	594	594	594	414	414	
722760	Group Life	1,026	995	995	995	995	567	567	
722770	Retirement	93,224	106,733	106,733	106,733	106,733	69,652	69,652	
722780	Hospitalization	70,163	81,774	81,774	81,774	81,774	50,619	50,619	
722790	Social Security	19,346	20,235	20,235	20,235	20,235	14,096	14,096	
722800	Dental	4,771	5,054	5,054	5,054	5,054	3,516	3,516	

Fund: 67500 - Telephone Communications	OAKLAND COUNTY, MICHIGAN
FY2013 AND FY2014 AND FY2015 County Executive Budget Recommendation	

Account Number/Description	FY 2011 Actual	FY 2012		FY 2013 Amended Plan	FY 2014 Amended Plan	FY 2013 County Exec. Recommended	FY 2014 County Exec. Recommended	FY 2015 County Exec. Recommended
		Adopted Budget	Amended Budget					
722810 Disability	850	848	848	848	848	2,669	2,669	2,669
722820 Unemployment Insurance	1,167	1,005	1,005	1,005	1,005	681	681	681
722850 Optical	354	435	435	435	435	384	384	384
722900 Fringe Benefit Adjustments	0	391	391	391	391	445	1,871	3,311
	191,497	218,064	218,064	218,064	218,064	143,598	144,469	145,909
Personnel	457,478	483,580	483,580	483,580	486,225	329,809	331,578	334,879
Operating Expenses								
Contractual Services								
730324 Communications	1,439,688	1,214,000	1,214,000	1,214,000	1,214,000	1,214,000	1,214,000	1,214,000
730646 Equipment Maintenance	5,550	25,000	25,000	25,000	25,000	25,000	25,000	25,000
730926 Indirect Costs	233,935	297,450	297,450	297,450	297,450	297,450	297,450	297,450
731157 Maintenance Equipment	223,685	240,000	240,000	240,000	240,000	240,000	240,000	240,000
731213 Membership Dues	0	150	150	150	150	150	150	150
731346 Personal Mileage	5	200	200	200	200	200	200	200
731458 Professional Services	0	8,000	8,000	8,000	8,000	8,000	8,000	8,000
731780 Software Support Maintenance	26,635	57,910	57,910	57,910	57,910	57,910	57,910	57,910
731878 Sublet Repairs	22,644	80,000	80,000	80,000	80,000	80,000	80,000	80,000
731927 Tower Charges	13,815	14,000	14,000	14,000	14,000	14,000	14,000	14,000
732018 Travel and Conference	0	5,000	5,000	5,000	5,000	5,000	5,000	5,000
732095 Voice Mail	3,266	2,000	2,000	2,000	2,000	2,000	2,000	2,000
	1,969,222	1,943,710	1,943,710	1,943,710	1,943,710	1,943,710	1,943,710	1,943,710
Commodities								
750154 Expendable Equipment	78,080	175,000	175,000	175,000	175,000	175,000	175,000	175,000
750399 Office Supplies	0	111	111	111	111	111	111	111
750448 Postage-Standard Mailing	0	111	111	111	111	111	111	111
	78,080	175,222	175,222	175,222	175,222	175,222	175,222	175,222
Depreciation								
761121 Depreciation Equipment	337,178	336,300	336,300	336,300	336,300	336,300	336,300	336,300
	337,178	336,300	336,300	336,300	336,300	336,300	336,300	336,300
Operating Expenses	2,384,480	2,455,232	2,455,232	2,455,232	2,455,232	2,455,232	2,455,232	2,455,232
Internal Support								
Internal Services								
770631 Bldg Space Cost Allocation	9,649	9,724	9,724	9,731	10,309	12,861	13,583	13,656
774636 Info Tech Operations	504,508	501,948	501,948	502,035	504,110	510,676	512,550	512,550
774677 Insurance Fund	219	218	218	218	218	219	219	219
775754 Maintenance Department Charges	0	1,000	1,000	1,000	1,000	1,000	1,000	1,000
776659 Motor Pool Fuel Charges	752	1,500	1,500	1,500	1,500	1,500	1,500	1,500
776661 Motor Pool	4,920	4,950	4,950	4,950	4,950	4,950	4,950	4,950
	520,048	519,340	519,340	519,434	522,087	531,206	533,802	533,875
Internal Support	520,048	519,340	519,340	519,434	522,087	531,206	533,802	533,875
Grand Total Expenditures	3,362,006	3,458,152	3,458,152	3,458,246	3,463,544	3,316,247	3,320,612	3,323,986

CAPITAL BUDGET PLAN FOR TELEPHONE COMMUNICATIONS FUND 67500

<u>Asset Category</u>	<u>Cost</u>		<u>Net Book Value</u>		<u>Projected Depreciation</u>			
	<u>3/31/2011</u>	<u>Accumulated Depreciation</u>	<u>3/31/2011</u>	<u>Remaining</u>	<u>FY 2011</u>	<u>FY 2012</u>	<u>FY 2013</u>	<u>FY 2014</u>
Equipment > \$5,000	\$ 3,886,421	\$ 3,479,068	\$ 407,353	\$ 87,383	\$ 174,766	\$ 174,766	\$ 174,766	\$ 174,766
Software	947,284	599,475	347,809	20,497	40,994	40,994	40,994	40,994
	\$ 4,833,705	\$ 4,078,544	\$ 755,161	\$ 107,880	\$ 215,760	\$ 215,760	\$ 215,760	\$ 215,760

Capital Program

Equipment & Software > \$5,000

\$ - \$ - \$ - \$ -

Useful life of assets:

Technology equipment (over \$5,000)	3 years
Equipment over \$50,000	5 years
Intangible assets such as software	3 - 15 years
SL-100	10 years
PBX Cable, Fiber, & Installations	15 years

APPENDIX

**OAKLAND COUNTY
2013-2015 TRIENNIAL BUDGET
COUNTY SHARE OF CURRENT INDEBTEDNESS PAYMENTS
PERIOD ENDING: May 31, 2012**

DEBT TYPE	YEAR 2013			YEAR 2014			YEAR 2015		
	PRINCIPAL	INTEREST	TOTAL	PRINCIPAL	INTEREST	TOTAL	PRINCIPAL	INTEREST	TOTAL
LAKE LEVEL BONDS-LIMITED UNTAXED									
Watkins Lake Level, Series 2004	65,000.00	3,792.50	68,792.50	80,000.00	1,360.00	81,360.00	0.00	0.00	0.00
Total	65,000.00	3,792.50	68,792.50	80,000.00	1,360.00	81,360.00	-	-	-

Sewage Bonds - LIMITED UNTAXED									
Evergreen-Farmington SDS, series 2010	140,000.00	227,437.50	367,437.50	140,000.00	223,657.50	363,657.50	145,000.00	219,092.50	364,092.50
Total	140,000.00	227,437.50	367,437.50	140,000.00	223,657.50	363,657.50	145,000.00	219,092.50	364,092.50

DRAINS BONDS - LIMITED UNTAXED									
McIntyre D.D., Series 1993K	1,202.70	31.27	1,233.97	0.00	0.00	0.00	0.00	0.00	0.00
Korzon D.D., Series 1994N	4,838.40	1,313.28	6,151.68	4,838.40	998.78	5,837.18	4,838.40	684.29	5,522.69
Wolf D.D., Series 1998B	41,552.00	976.47	42,528.47	0.00	0.00	0.00	0.00	0.00	0.00
Acacia Park CSO-Series 1998 C	1,505.00	171.57	1,676.57	2,257.50	103.84	2,361.34	0.00	0.00	0.00
Jacobs, Series 2005L	22,675.00	14,786.82	37,461.82	22,675.00	13,913.83	36,588.83	22,675.00	13,018.17	35,693.17
Franklin Subwatershed, Series 2005H	33,399.20	21,913.21	55,312.41	35,625.81	20,705.28	56,331.09	35,625.81	19,431.65	55,057.46
Franklin Subwatershed, Series 2006C	10,302.25	8,195.07	18,497.32	11,774.00	7,783.72	19,557.72	11,774.00	7,336.31	19,110.31
Franklin Subwatershed, Series 2008A	8,830.50	13,036.03	21,866.53	8,830.50	12,506.20	21,336.70	8,830.50	11,976.37	20,806.87
Donohue D.D., Series 2010A	3,752.00	3,459.08	7,211.08	3,752.00	3,374.66	7,126.66	3,752.00	3,278.04	7,030.04
Total	128,057.05	63,882.80	191,939.85	89,753.21	59,386.31	149,139.52	87,495.71	55,724.83	143,220.54

REFUNDING DRAIN BONDS - LIMITED UNTAXED									
Bldg. Vill. CSO D.D. Ref., Ser. 2001-E	38,108.75	6,016.75	44,125.50	37,222.50	4,301.86	41,524.36	40,767.50	2,589.62	43,357.12
Caddell Drain. Dist. Ref., Ser. 2003	11,909.76	928.96	12,838.72	11,909.76	476.39	12,386.15	0.00	0.00	0.00
Acacia Park CSO D.D. Ref., Series 2003	13,846.00	737.75	14,583.75	11,438.00	343.14	11,781.14	0.00	0.00	0.00
Bldg. Twp. CSO D.D. Ref., Ser. 2005	43,068.00	710.62	43,778.62	0.00	0.00	0.00	0.00	0.00	0.00
Robert A. Reid D.D. Ref., Ser. 2005	136,948.00	27,167.29	164,115.29	135,072.00	22,254.05	157,326.05	151,956.00	16,956.70	168,912.70
George Kuhn Series 2007	13,110.13	7,166.87	20,277.00	13,422.28	6,603.06	20,025.34	13,734.42	6,025.98	19,760.40
B'ham CSO D. D. Ref., Ser. 2008B	797.50	135.72	933.22	855.50	103.82	959.32	899.00	69.60	968.60
Bldg. Vill. CSO D.D. Ref., Ser. 2009	130,278.75	11,942.22	142,220.97	126,733.75	9,336.64	136,070.39	122,302.50	6,168.30	128,470.80
B'ham CSO D.D. Ref. Ser., 2009	2,218.50	212.28	2,430.78	2,349.00	167.91	2,516.91	2,291.00	109.18	2,400.18
Total	390,285.39	55,018.46	445,303.85	339,002.79	43,586.87	382,589.66	331,950.42	31,919.38	363,869.80

DELINQUENT TAX NOTES - LIMITED TAXABLE									
Delinquent Tax Notes, Series 2012*	25,000,000.00	1,162,500.00	26,162,500.00						
Total	25,000,000.00	1,162,500.00	26,162,500.00	0.00	0.00	0.00	0.00	0.00	0.00

DRAIN BONDS - LIMITED TAXABLE									
Bloomfield Twp. CSO D.D. Federal Taxable	24,446.10	36,776.83	61,222.93	24,446.10	36,232.90	60,679.00	25,610.20	35,568.49	61,178.69
Oakland-Macomb Interceptor D.D. Fed. Taxable	111,550.00	152,105.70	263,655.70	116,400.00	149,452.75	265,852.75	121,250.00	145,935.29	267,185.29
Total	135,996.10	188,882.53	324,878.63	140,846.10	185,685.65	326,531.75	146,860.20	181,503.78	328,363.98

*Estimated interest rate due to variable rate on bonds

**OAKLAND COUNTY
2013-2015 TRIENNIAL BUDGET
COUNTY SHARE OF CURRENT INDEBTEDNESS PAYMENTS
PERIOD ENDING: May 31, 2012**

DEBT TYPE	YEAR 2013			YEAR 2014			YEAR 2015		
	PRINCIPAL	INTEREST	TOTAL	PRINCIPAL	INTEREST	TOTAL	PRINCIPAL	INTEREST	TOTAL
MICHIGAN BOND AUTHORITY DRAIN BONDS									
Birmingham CSO D.D., Series 1994P	710.50	58.87	769.37	739.50	44.66	784.16	739.50	29.87	769.37
Bfld. Vill. CSO D.D., Series 1994Q	30,132.50	2,499.22	32,631.72	31,018.75	1,896.57	32,915.32	31,905.00	1,276.20	33,181.20
George Kuhn, Series 2000C	13,968.56	3,742.83	17,711.39	14,358.74	3,388.74	17,747.48	14,670.89	3,025.87	17,696.76
George Kuhn, Series 2001H	61,180.76	20,340.26	81,521.02	62,741.49	18,791.23	81,532.72	64,302.22	17,203.19	81,505.41
George Kuhn, Series 2006E	1,638.77	540.47	2,179.24	1,716.81	498.53	2,215.34	1,716.81	455.61	2,172.42
Oakland-Macomb Interceptor, Series 2010B	506,825.01	276,667.01	783,492.02	518,950.02	263,844.82	782,794.84	531,075.02	250,719.51	781,794.53
Oakland-Macomb Interceptor, Series 2012A	0.00	10,402.21	10,402.21	485,000.00	12,125.00	497,125.00	377,813.07	9,445.33	387,258.40
Total	614,456.10	314,250.87	928,706.97	1,114,525.31	300,589.55	1,415,114.86	1,022,222.51	282,155.58	1,304,378.09
BUILDING AUTHORITY BONDS - LIMITED UNTAXED									
Oakland Schools Renovation, Series 2003	350,000.00	211,451.26	561,451.26	375,000.00	197,451.26	572,451.26	375,000.00	182,451.26	557,451.26
Oakland Int'l Airport T-Hangar, Series 2004	300,000.00	195,115.00	495,115.00	310,000.00	183,115.00	493,115.00	325,000.00	170,715.00	495,715.00
CMH Project, Series 2007	225,000.00	144,556.26	369,556.26	250,000.00	135,056.26	385,056.26	250,000.00	125,056.26	375,056.26
Oakland Int'l Airport Terminal, Series 2010	250,000.00	259,437.50	509,437.50	250,000.00	253,187.50	503,187.50	250,000.00	246,312.50	496,312.50
Total	1,125,000.00	810,560.02	1,935,560.02	1,185,000.00	768,810.02	1,953,810.02	1,200,000.00	724,535.02	1,924,535.02
REFUNDING BUILDING AUTHORITY BONDS - LIMITED UNTAXED									
Phoenix Plaza Amphitheater, 2006A	385,000.00	327,365.00	712,365.00	405,000.00	312,547.50	717,547.50	420,000.00	296,767.50	716,767.50
Rochester District Court Ref., Series 2010	800,000.00	505,500.00	1,305,500.00	850,000.00	465,500.00	1,315,500.00	900,000.00	423,000.00	1,323,000.00
Work Release Facility, 2011B	1,140,000.00	480,600.00	1,620,600.00	1,145,000.00	446,400.00	1,591,400.00	1,195,000.00	412,050.00	1,607,050.00
Office Bld Purchase & Renovation, Series 2011C	965,000.00	418,506.26	1,383,506.26	985,000.00	389,556.26	1,374,556.26	1,030,000.00	360,006.26	1,390,006.26
Total	3,290,000.00	1,731,971.26	5,021,971.26	3,385,000.00	1,614,003.76	4,999,003.76	3,545,000.00	1,491,823.76	5,036,823.76
Grand Total	30,888,794.64	4,558,295.94	35,447,090.58	6,474,127.41	3,197,079.66	9,671,207.07	6,478,528.84	2,986,754.85	9,465,283.69

Statutory Limit - 10% of Current State Equalized Value
Less: Outstanding Debt Credit (5-31-2012)
Available Balance

\$ 5,245,346,034.30
284,801,817.00
\$ 4,960,544,217.30

Oakland County, Michigan
FY 2013 through FY 2015
BOND AND INTEREST REDEMPTION FUNDS

	FY 2010	FY 2011	FY 2012	FY 2013	FY 2014	FY 2015
<u>Lyon Oaks Park #31407</u>	<u>Actual</u>	<u>Actual</u>	<u>Est. Actual</u>	<u>County Exec. Rec.</u>	<u>County Exec. Rec.</u>	<u>County Exec. Rec.</u>
Fund Balance - October 1	\$ 145	\$ 250	\$ -	\$ -	\$ -	\$ -
Revenue:						
Transfers In	561,273	-	-	-	-	-
Interest Income	257	-	-	-	-	-
Total Revenue	<u>561,530</u>	<u>-</u>	<u>-</u>	<u>-</u>	<u>-</u>	<u>-</u>
Expenditures:						
Principal Payments	550,000	-	-	-	-	-
Payment to Bond Escrow Agent	-	-	-	-	-	-
Interest Payments	11,275	-	-	-	-	-
Paying Agent Fees	150	-	-	-	-	-
Refund Prior Years Revenue	-	108	-	-	-	-
Transfers Out	-	142	-	-	-	-
Total Expenditures	<u>561,425</u>	<u>250</u>	<u>-</u>	<u>-</u>	<u>-</u>	<u>-</u>
Incr/(Decr) Fund Balance	105	(250)	-	-	-	-
Fund Balance - September 30	<u>\$ 250</u>	<u>\$ -</u>	<u>\$ -</u>	<u>\$ -</u>	<u>\$ -</u>	<u>\$ -</u>

	FY 2010	FY 2011	FY 2012	FY 2013	FY 2014	FY 2015
<u>West Wing Extension</u>	<u>Actual</u>	<u>Actual</u>	<u>Est. Actual</u>	<u>County Exec. Rec.</u>	<u>County Exec. Rec.</u>	<u>County Exec. Rec.</u>
Fund Balance - October 1	\$ 5	\$ -	\$ -	\$ -	\$ -	\$ -
Revenue:						
Transfers In	1,458,767	-	-	-	-	-
Interest Income	-	-	-	-	-	-
Total Revenue	<u>1,458,767</u>	<u>-</u>	<u>-</u>	<u>-</u>	<u>-</u>	<u>-</u>
Expenditures:						
Principal Payments	1,395,000	-	-	-	-	-
Payment to Bond Escrow Agent	-	-	-	-	-	-
Interest Payments	63,472	-	-	-	-	-
Paying Agent Fees	300	-	-	-	-	-
Transfers Out	-	-	-	-	-	-
Total Expenditures	<u>1,458,772</u>	<u>-</u>	<u>-</u>	<u>-</u>	<u>-</u>	<u>-</u>
Incr/(Decr) Fund Balance	(5)	-	-	-	-	-
Fund Balance - September 30	<u>\$ -</u>	<u>\$ -</u>	<u>\$ -</u>	<u>\$ -</u>	<u>\$ -</u>	<u>\$ -</u>

Oakland County, Michigan
 FY 2013 through FY 2015
 BOND AND INTEREST REDEMPTION FUNDS

<u>Work Release Facility #31411</u>	<u>FY 2010</u> <u>Actual</u>	<u>FY 2011</u> <u>Actual</u>	<u>FY 2012</u> <u>Est. Actual</u>	<u>FY 2013</u> <u>County Exec. Rec.</u>	<u>FY 2014</u> <u>County Exec. Rec.</u>	<u>FY 2015</u> <u>County Exec. Rec.</u>
Fund Balance - October 1	\$ 5	\$ 5	\$ -	\$ -	\$ -	\$ -
Revenue:						
Transfers In	1,862,900	1,842,800	-	-	-	-
Issuance of Refunding Bonds	-	13,990,000	-	-	-	-
Premium of Refunding Bonds	-	1,134,712	-	-	-	-
Interest Income	-	-	-	-	-	-
Total Revenue	<u>1,862,900</u>	<u>16,967,512</u>	<u>-</u>	<u>-</u>	<u>-</u>	<u>-</u>
Expenditures:						
Principal Payments	1,025,000	1,050,000	-	-	-	-
Payment to Bond Escrow Agent	-	15,025,000	-	-	-	-
Bond Issuance Cost	-	99,712	-	-	-	-
Interest Payments	837,625	792,525	-	-	-	-
Paying Agent Fees	275	275	-	-	-	-
Transfer Out	-	5	-	-	-	-
Total Expenditures	<u>1,862,900</u>	<u>16,967,517</u>	<u>-</u>	<u>-</u>	<u>-</u>	<u>-</u>
Incr/(Decr) Fund Balance	-	(5)	-	-	-	-
Fund Balance - September 30	<u>\$ 5</u>	<u>\$ -</u>	<u>\$ -</u>	<u>\$ -</u>	<u>\$ -</u>	<u>\$ -</u>

<u>Rochester (52-3) District Court #31421</u>	<u>FY 2010</u> <u>Actual</u>	<u>FY 2011</u> <u>Actual</u>	<u>FY 2012</u> <u>Est. Actual</u>	<u>FY 2013</u> <u>County Exec. Rec.</u>	<u>FY 2014</u> <u>County Exec. Rec.</u>	<u>FY 2015</u> <u>County Exec. Rec.</u>
Fund Balance - October 1	\$ 5	\$ 5	\$ -	\$ -	\$ -	\$ -
Revenue:						
Transfers In	1,112,188	858,000	-	-	-	-
Issuance of Refunding Bonds	10,990,000	-	-	-	-	-
Premium on Bonds Sold	1,592,775	-	-	-	-	-
Interest Income	-	-	-	-	-	-
Total Revenue	<u>13,694,963</u>	<u>858,000</u>	<u>-</u>	<u>-</u>	<u>-</u>	<u>-</u>
Expenditures:						
Principal Payments	775,000	825,000	-	-	-	-
Payment to Bond Escrow Agent	12,488,453	-	-	-	-	-
Bond Issuance Cost	94,322	-	-	-	-	-
Interest Payments	336,913	33,000	-	-	-	-
Paying Agent Fees	275	-	-	-	-	-
Transfers Out	-	5	-	-	-	-
Total Expenditures	<u>13,694,963</u>	<u>858,005</u>	<u>-</u>	<u>-</u>	<u>-</u>	<u>-</u>
Incr/(Decr) Fund Balance	-	(5)	-	-	-	-
Fund Balance - September 30	<u>\$ 5</u>	<u>\$ -</u>	<u>\$ -</u>	<u>\$ -</u>	<u>\$ -</u>	<u>\$ -</u>

Oakland County, Michigan
FY 2013 through FY 2015
BOND AND INTEREST REDEMPTION FUNDS

<u>Rochester Hills Sheriff Substation #31420</u>	FY 2010 <u>Actual</u>	FY 2011 <u>Actual</u>	FY 2012 <u>Est. Actual</u>	FY 2013 <u>County Exec. Rec.</u>	FY 2014 <u>County Exec. Rec.</u>	FY 2015 <u>County Exec. Rec.</u>
Fund Balance - October 1	\$ 1,569	\$ 1,542	\$ 1,936	\$ 1,936	\$ 1,936	\$ 1,936
Revenue:						
Transfers from Municipalities	349,376	341,083	357,831	347,831	362,831	351,831
Interest Income	191	305	-	-	-	-
Total Revenue	<u>349,567</u>	<u>341,388</u>	<u>357,831</u>	<u>347,831</u>	<u>362,831</u>	<u>351,831</u>
Expenditures:						
Principal Payments	225,000	225,000	250,000	250,000	275,000	275,000
Payment to Bond Escrow Agent	-	-	-	-	-	-
Interest Payments	124,319	115,994	107,556	97,556	87,556	76,556
Paying Agent Fees	275	-	275	275	275	275
Total Expenditures	<u>349,594</u>	<u>340,994</u>	<u>357,831</u>	<u>347,831</u>	<u>362,831</u>	<u>351,831</u>
Incr/(Decr) Fund Balance	<u>(27)</u>	<u>394</u>	<u>-</u>	<u>-</u>	<u>-</u>	<u>-</u>
Fund Balance - September 30	<u>\$ 1,542</u>	<u>\$ 1,936</u>	<u>\$ 1,936</u>	<u>\$ 1,936</u>	<u>\$ 1,936</u>	<u>\$ 1,936</u>

<u>New Office Building Renovation #31415</u> (Series 2003 & 2004A - 2004A ref in 2011)	FY 2010 <u>Actual</u>	FY 2011 <u>Actual</u>	FY 2012 <u>Est. Actual</u>	FY 2013 <u>County Exec. Rec.</u>	FY 2014 <u>County Exec. Rec.</u>	FY 2015 <u>County Exec. Rec.</u>
Fund Balance - October 1	\$ 5	\$ 229	\$ 279	\$ 5	\$ 5	\$ 5
Revenue:						
Transfers In	2,097,576	2,146,908	574,552	561,702	572,702	557,702
Issuance of Refunding Bonds	-	14,495,000	-	-	-	-
Premium of Refunding Bonds	-	354,195	-	-	-	-
Interest Income	-	-	-	-	-	-
Total Revenue	<u>2,097,576</u>	<u>16,996,103</u>	<u>574,552</u>	<u>561,702</u>	<u>572,702</u>	<u>557,702</u>
Expenditures:						
Principal Payments	1,150,000	1,175,000	350,000	350,000	375,000	375,000
Payment to Bond Escrow Agent	-	14,815,000	-	-	-	-
Bond Issuance Cost	-	98,195	-	-	-	-
Interest Payments	946,852	907,633	224,576	211,452	197,452	182,452
Paying Agent Fees	500	225	250	250	250	250
Total Expenditures	<u>2,097,352</u>	<u>16,996,053</u>	<u>574,826</u>	<u>561,702</u>	<u>572,702</u>	<u>557,702</u>
Incr/(Decr) Fund Balance	<u>224</u>	<u>50</u>	<u>(274)</u>	<u>-</u>	<u>-</u>	<u>-</u>
Fund Balance - September 30	<u>\$ 229</u>	<u>\$ 279</u>	<u>\$ 5</u>	<u>\$ 5</u>	<u>\$ 5</u>	<u>\$ 5</u>

Oakland County, Michigan
FY 2013 through FY 2015
BOND AND INTEREST REDEMPTION FUNDS

<u>Airport T-Hangar #31417</u>	FY 2010 Actual	FY 2011 Actual	FY 2012 Est. Actual	FY 2013 County Exec. Rec.	FY 2014 County Exec. Rec.	FY 2015 County Exec. Rec.
Fund Balance - October 1	\$ 1,109	\$ 1,093	\$ 1,102	\$ 1,102	\$ 1,102	\$ 1,102
Revenue:						
Transfers In	488,330	489,790	495,540	495,390	493,390	495,990
Interest Income	156	109	-	-	-	-
Total Revenue	<u>488,486</u>	<u>489,899</u>	<u>495,540</u>	<u>495,390</u>	<u>493,390</u>	<u>495,990</u>
Expenditures:						
Principal Payments	265,000	275,000	290,000	300,000	310,000	325,000
Payment to Bond Escrow Agent	-	-	-	-	-	-
Interest Payments	223,502	214,890	205,265	195,115	183,115	170,715
Paying Agent Fees	-	-	275	275	275	275
Total Expenditures	<u>488,502</u>	<u>489,890</u>	<u>495,540</u>	<u>495,390</u>	<u>493,390</u>	<u>495,990</u>
Incr/(Decr) Fund Balance	(16)	9	-	-	-	-
Fund Balance - September 30	<u>\$ 1,093</u>	<u>\$ 1,102</u>	<u>\$ 1,102</u>	<u>\$ 1,102</u>	<u>\$ 1,102</u>	<u>\$ 1,102</u>

<u>Pontiac Phoenix Center #31440</u>	FY 2010 Actual	FY 2011 Actual	FY 2012 Est. Actual	FY 2013 County Exec. Rec.	FY 2014 County Exec. Rec.	FY 2015 County Exec. Rec.
Fund Balance - October 1	\$ 1,297	\$ 844	\$ 1,001	\$ 1,001	\$ 1,001	\$ 1,001
Revenue:						
Transfers from Municipalities	944,596	950,155	929,887	933,637	935,575	936,231
Interest Income	1,088	1,139	-	-	-	-
Total Revenue	<u>945,684</u>	<u>951,294</u>	<u>929,887</u>	<u>933,637</u>	<u>935,575</u>	<u>936,231</u>
Expenditures:						
Principal Payments	400,000	425,000	425,000	450,000	475,000	500,000
Payment to Bond Escrow Agent	-	-	-	-	-	-
Interest Payments	545,862	525,862	504,612	483,362	460,300	435,956
Paying Agent Fees	275	275	275	275	275	275
Total Expenditures	<u>946,137</u>	<u>951,137</u>	<u>929,887</u>	<u>933,637</u>	<u>935,575</u>	<u>936,231</u>
Incr/(Decr) Fund Balance	(453)	157	-	-	-	-
Fund Balance - September 30	<u>\$ 844</u>	<u>\$ 1,001</u>	<u>\$ 1,001</u>	<u>\$ 1,001</u>	<u>\$ 1,001</u>	<u>\$ 1,001</u>

Oakland County, Michigan
FY 2013 through FY 2015
BOND AND INTEREST REDEMPTION FUNDS

<u>Pontiac Phoenix Ctr Refunding #31441</u>	FY 2010 <u>Actual</u>	FY 2011 <u>Actual</u>	FY 2012 <u>Est. Actual</u>	FY 2013 <u>County Exec. Rec.</u>	FY 2014 <u>County Exec. Rec.</u>	FY 2015 <u>County Exec. Rec.</u>
Fund Balance - October 1	\$ 814	\$ 579	\$ 600	\$ 600	\$ 600	\$ 600
Revenue:						
Transfers from Municipalities	389,373	387,874	386,575	719,762	725,517	725,127
Interest Income	467	472	-	-	-	-
Total Revenue	<u>389,840</u>	<u>388,346</u>	<u>386,575</u>	<u>719,762</u>	<u>725,517</u>	<u>725,127</u>
Expenditures:						
Principal Payments	50,000	50,000	50,000	385,000	405,000	420,000
Payment to Bond Escrow Agent	-	-	-	-	-	-
Interest Payments	339,800	338,050	336,300	334,487	320,242	304,852
Paying Agent Fees	275	275	275	275	275	275
Total Expenditures	<u>390,075</u>	<u>388,325</u>	<u>386,575</u>	<u>719,762</u>	<u>725,517</u>	<u>725,127</u>
Incr/(Decr) Fund Balance	(235)	21	-	-	-	-
Fund Balance - September 30	<u>\$ 579</u>	<u>\$ 600</u>	<u>\$ 600</u>	<u>\$ 600</u>	<u>\$ 600</u>	<u>\$ 600</u>

<u>CMHA Housing Project #31418</u>	FY 2010 <u>Actual</u>	FY 2011 <u>Actual</u>	FY 2012 <u>Est. Actual</u>	FY 2013 <u>County Exec. Rec.</u>	FY 2014 <u>County Exec. Rec.</u>	FY 2015 <u>County Exec. Rec.</u>
Fund Balance - October 1	\$ 887	\$ 1,074	\$ 1,281	\$ 1,281	\$ 1,281	\$ 1,281
Revenue:						
Transfers from Community Mental Health Auth.	414,896	382,333	378,831	369,831	385,331	375,331
Transfers In	-	1,110,381	-	-	-	-
Interest Income	222	871	-	-	-	-
Total Revenue	<u>415,118</u>	<u>1,493,585</u>	<u>378,831</u>	<u>369,831</u>	<u>385,331</u>	<u>375,331</u>
Expenditures:						
Principal Payments	200,000	1,200,000	225,000	225,000	250,000	250,000
Bond Issuance Cost	-	10,166	-	-	-	-
Interest Payments	214,931	282,662	153,556	144,556	135,056	125,056
Paying Agent Fees	-	550	275	275	275	275
Total Expenditures	<u>414,931</u>	<u>1,493,378</u>	<u>378,831</u>	<u>369,831</u>	<u>385,331</u>	<u>375,331</u>
Incr/(Decr) Fund Balance	187	207	-	-	-	-
Fund Balance - September 30	<u>\$ 1,074</u>	<u>\$ 1,281</u>	<u>\$ 1,281</u>	<u>\$ 1,281</u>	<u>\$ 1,281</u>	<u>\$ 1,281</u>

Oakland County, Michigan
FY 2013 through FY 2015
BOND AND INTEREST REDEMPTION FUNDS

<u>Rochester (52-3) Dist Ct Refunding #31549</u>	<u>FY 2010</u> <u>Actual</u>	<u>FY 2011</u> <u>Actual</u>	<u>FY 2012</u> <u>Est. Actual</u>	<u>FY 2013</u> <u>County Exec. Rec.</u>	<u>FY 2014</u> <u>County Exec. Rec.</u>	<u>FY 2015</u> <u>County Exec. Rec.</u>
Fund Balance - October 1	\$ -	\$ 5	\$ 10	\$ 10	\$ 10	\$ 10
Revenue:						
Transfers In	257,963	542,605	1,342,200	1,305,800	1,315,800	1,323,300
Interest Income	43,592	-	-	-	-	-
Total Revenue	<u>301,555</u>	<u>542,605</u>	<u>1,342,200</u>	<u>1,305,800</u>	<u>1,315,800</u>	<u>1,323,300</u>
Expenditures:						
Principal Payments	40,000	20,000	820,000	800,000	850,000	900,000
Payment to Bond Escrow Agent	-	-	-	-	-	-
Interest Payments	261,550	522,300	521,900	505,500	465,500	423,000
Paying Agent Fees	-	300	300	300	300	300
Total Expenditures	<u>301,550</u>	<u>542,600</u>	<u>1,342,200</u>	<u>1,305,800</u>	<u>1,315,800</u>	<u>1,323,300</u>
Incr/(Decr) Fund Balance	5	5	-	-	-	-
Fund Balance - September 30	<u>\$ 5</u>	<u>\$ 10</u>	<u>\$ 10</u>	<u>\$ 10</u>	<u>\$ 10</u>	<u>\$ 10</u>

<u>Airport Terminal Building #31422</u>	<u>FY 2010</u> <u>Actual</u>	<u>FY 2011</u> <u>Actual</u>	<u>FY 2012</u> <u>Est. Actual</u>	<u>FY 2013</u> <u>County Exec. Rec.</u>	<u>FY 2014</u> <u>County Exec. Rec.</u>	<u>FY 2015</u> <u>County Exec. Rec.</u>
Fund Balance - October 1	\$ -	\$ (11)	\$ 143	\$ 143	\$ 143	\$ 143
Revenue:						
Transfers In	133,457	491,922	491,738	510,238	503,988	497,112
Interest Income	22,308	220	-	-	-	-
Total Revenue	<u>155,765</u>	<u>492,142</u>	<u>491,738</u>	<u>510,238</u>	<u>503,988</u>	<u>497,112</u>
Expenditures:						
Principal Payments	-	225,000	225,000	250,000	250,000	250,000
Payment to Bond Escrow Agent	-	-	-	-	-	-
Interest Payments	155,276	266,188	265,938	259,438	253,188	246,312
Paying Agent Fees	500	800	800	800	800	800
Total Expenditures	<u>155,776</u>	<u>491,988</u>	<u>491,738</u>	<u>510,238</u>	<u>503,988</u>	<u>497,112</u>
Incr/(Decr) Fund Balance	(11)	154	-	-	-	-
Fund Balance - September 30	<u>\$ (11)</u>	<u>\$ 143</u>	<u>\$ 143</u>	<u>\$ 143</u>	<u>\$ 143</u>	<u>\$ 143</u>

Oakland County, Michigan
FY 2013 through FY 2015
BOND AND INTEREST REDEMPTION FUNDS

	<u>FY 2010</u> <u>Actual</u>	<u>FY 2011</u> <u>Actual</u>	<u>FY 2012</u> <u>Est. Actual</u>	<u>FY 2013</u> <u>County Exec. Rec.</u>	<u>FY 2014</u> <u>County Exec. Rec.</u>	<u>FY 2015</u> <u>County Exec. Rec.</u>
<u>Keego Harbor #31442</u>						
Fund Balance - October 1	\$ -	\$ 5,526	\$ (66)	\$ 5	\$ 5	\$ 5
Revenue:						
Transfers from Municipalities	-	53,860	67,308	66,737	66,237	65,737
Issuance of Bonds	1,120,000	-	-	-	-	-
Interest Income	129	(43)	-	-	-	-
Total Revenue	1,120,129	53,817	67,308	66,737	66,237	65,737
Expenditures:						
Principal Payments	-	20,000	25,000	25,000	25,000	25,000
Payment to Bond Escrow Agent	-	-	-	-	-	-
Bond Issuance Cost	46,550	-	-	-	-	-
Interest Payments	-	38,809	41,937	41,437	40,937	40,437
Transfers to Municipalities	1,068,053	-	-	-	-	-
Paying Agent Fees	-	600	300	300	300	300
Total Expenditures	1,114,603	59,409	67,237	66,737	66,237	65,737
Incr/(Decr) Fund Balance	5,526	(5,592)	71	-	-	-
Fund Balance - September 30	\$ 5,526	\$ (66)	\$ 5	\$ 5	\$ 5	\$ 5
	<u>FY 2010</u> <u>Actual</u>	<u>FY 2011</u> <u>Actual</u>	<u>FY 2012</u> <u>Est. Actual</u>	<u>FY 2013</u> <u>County Exec. Rec.</u>	<u>FY 2014</u> <u>County Exec. Rec.</u>	<u>FY 2015</u> <u>County Exec. Rec.</u>
<u>Work Rel/Video/Jail Mgmt Refunding #31550</u>						
Fund Balance - October 1	\$ -	\$ -	\$ 5	\$ 5	\$ 5	\$ 5
Revenue:						
Transfers In	-	5	1,619,050	1,620,900	1,591,700	1,607,350
Issuance of Bonds	-	-	-	-	-	-
Interest Income	-	-	-	-	-	-
Total Revenue	-	5	1,619,050	1,620,900	1,591,700	1,607,350
Expenditures:						
Principal Payments	-	-	1,105,000	1,140,000	1,145,000	1,195,000
Payment to Bond Escrow Agent	-	-	-	-	-	-
Bond Issuance Cost	-	-	-	-	-	-
Interest Payments	-	-	513,750	480,600	446,400	412,050
Paying Agent Fees	-	-	300	300	300	300
Total Expenditures	-	-	1,619,050	1,620,900	1,591,700	1,607,350
Incr/(Decr) Fund Balance	-	5	-	-	-	-
Fund Balance - September 30	\$ -	\$ 5	\$ 5	\$ 5	\$ 5	\$ 5

Oakland County, Michigan
 FY 2013 through FY 2015
 BOND AND INTEREST REDEMPTION FUNDS

3 8241 00019 2456
 Oakland County Library

Office Building Refunding #31551

	<u>FY 2010 Actual</u>	<u>FY 2011 Actual</u>	<u>FY 2012 Est. Actual</u>	<u>FY 2013 County Exec. Rec.</u>	<u>FY 2014 County Exec. Rec.</u>	<u>FY 2015 County Exec. Rec.</u>
Fund Balance - October 1	\$ -	\$ -	\$ -	\$ 5	\$ 5	\$ 5
Revenue:						
Transfers In	-	-	1,366,411	1,383,806	1,374,856	1,390,306
Issuance of Bonds	-	-	-	-	-	-
Interest Income	-	-	-	-	-	-
Total Revenue	-	-	1,366,411	1,383,806	1,374,856	1,390,306
Expenditures:						
Principal Payments	-	-	920,000	965,000	985,000	1,030,000
Payment to Bond Escrow Agent	-	-	-	-	-	-
Bond Issuance Cost	-	-	-	-	-	-
Interest Payments	-	-	446,106	418,506	389,556	360,006
Paying Agent Fees	-	-	300	300	300	300
Total Expenditures	-	-	1,366,406	1,383,806	1,374,856	1,390,306
Incr/(Decr) Fund Balance	-	-	5	-	-	-
Fund Balance - September 30	\$ -	\$ -	\$ 5	\$ 5	\$ 5	\$ 5

Oak Park #31419

	<u>FY 2010 Actual</u>	<u>FY 2011 Actual</u>	<u>FY 2012 Est. Actual</u>	<u>FY 2013 County Exec. Rec.</u>	<u>FY 2014 County Exec. Rec.</u>	<u>FY 2015 County Exec. Rec.</u>
Fund Balance - October 1	\$ -	\$ -	\$ -	\$ 305	\$ 305	\$ 305
Revenue:						
Transfers from Municipalities	-	-	28,154	154,923	153,173	151,423
Accrued Interest on Bonds Sold	-	-	950	-	-	-
Interest Income	-	-	-	-	-	-
Total Revenue	-	-	29,104	154,923	153,173	151,423
Expenditures:						
Principal Payments	-	-	-	70,000	70,000	70,000
Interest Payments	-	-	28,499	84,623	82,873	81,123
Paying Agent Fees	-	-	300	300	300	300
Total Expenditures	-	-	28,799	154,923	153,173	151,423
Incr/(Decr) Fund Balance	-	-	305	-	-	-
Fund Balance - September 30	\$ -	\$ -	\$ 305	\$ 305	\$ 305	\$ 305