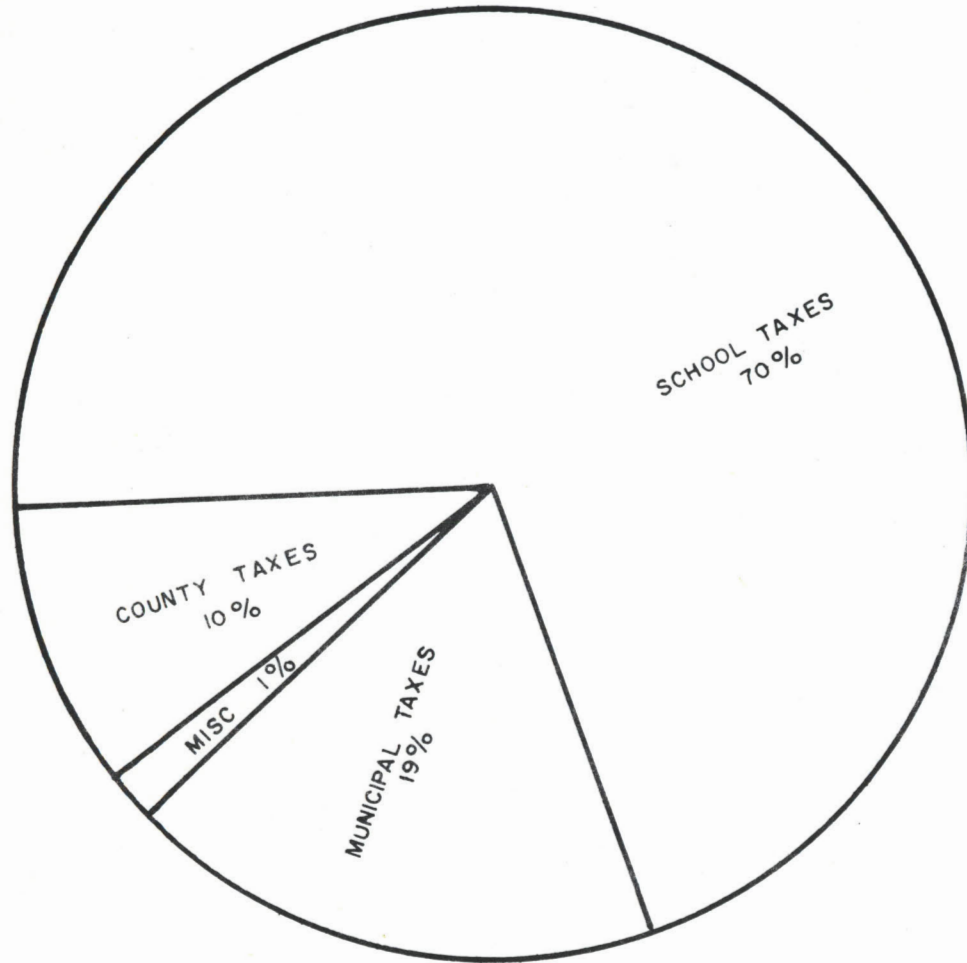


OAKLAND COUNTY  
BOARD OF COMMISSIONERS

# EQUALIZATION COMMITTEE

1971  
REPORT  
ON

# LOCAL TAXES



WHERE YOUR TAX DOLLARS GO!

R-OCDOC  
HJ  
3241  
.031  
1971

I N D E X

1971 EQUALIZATION REPORT ON LOCAL TAXES

	Page
RESOLUTION RECOMMENDING CERTAIN TAXES BE REASSESSED	1
RESOLUTION RECOMMENDING THE ADOPTION OF THE EQUALIZATION COMMITTEE ON LOCAL TAXES REPORT	3
CERTIFIED TAX RATES PER \$1000 OF STATE EQUALIZED VALUATION BY TOWNSHIPS	4
CERTIFIED TAX RATES PER \$1000 OF STATE EQUALIZED VALUATION BY CITIES	8
TABULATION OF ESTIMATED COUNTY AND SCHOOL TAX LEVIES BY TOWNSHIPS	11
TABULATION OF ESTIMATED TAXES IN TOWNSHIPS	12
TABULATION OF ESTIMATED COUNTY AND SCHOOL TAX LEVIES BY CITIES	13
TABULATION OF ESTIMATED TAXES IN CITIES	14

HJ  
3241  
.031  
1971

NOVEMBER 4, 1971

TO THE HONORABLE BOARD OF COMMISSIONERS  
OAKLAND COUNTY

Mr. Chairman, Ladies and Gentlemen:

Your Equalization Committee on Local Taxes respectfully reports that it has examined the list of 1970 and prior years tax rejections by the County Treasurer that were approved by the State Treasurer as of June 30, 1971 which is being reported to this Board for reassessment according to the schedules as follows:

REASSESS TO PROPERTY

<u>Townships</u>	<u>Local School</u>	<u>Comm. College Inter. Schools</u>	<u>Township</u>	<u>City</u>	<u>Special Assess.</u>	<u>County Drains</u>	<u>TOTAL</u>
BLOOMFIELD					1,585.33	County Road Improv.	1,585.33
FARMINGTON					21,486.68	County Road Improv.	21,486.68
WHITE LAKE					<u>4,175.77</u>		<u>4,175.77</u>
TOTAL					27,247.78		<u><u>27,247.78</u></u>


REASSESS AT LARGE

AVON	626.01	151.18	80.95				858.14
GROVELAND	246.67	78.23	8.55				333.45
HIGHLAND	43.10	12.85	5.65				311.55
OAKLAND	22.75	6.40	.78			White Lake Level Control 249.95	29.93
ROSE	339.26	108.94	12.45				460.65
ROYAL OAK	2,433.47	593.51	643.12				3,670.10
SPRINGFIELD	10.54	3.70					14.24
WEST BLOOMFIELD						Cass Lake Level Control 60.00	60.00
WHITE LAKE	15.78	4.52	.50				20.80

<u>Cities</u>	<u>Local School</u>	<u>Comm. College Inter. Schools</u>	<u>Township</u>	<u>City</u>	<u>Special Assess.</u>	<u>County Drains</u>	<u>TOTAL</u>
HAZEL PARK	52.44	14.25		30.80			97.49
KEEGO HARBOR	55.03	13.53		342.94			411.50
NOVI	353.24	99.23		82.94			535.41
PLEASANT RIDGE		28.05		5.53			33.58
ROCHESTER	131.40	34.88		124.59			290.87
SOUTHFIELD				9,181.15			9,181.15
WALLED LAKE	<u>123.60</u>	<u>36.80</u>	<u>      </u>	<u>60.32</u>		<u>      </u>	<u>220.72</u>
TOTAL	4,453.29	1,186.07	752.00	9,828.27		309.95	<u>16,529.58</u>


Mr. Chairman, I move the adoption of this report.


EQUALIZATION  
COMMITTEE ON LOCAL TAXES

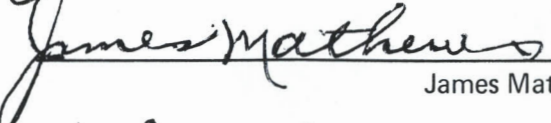
  
Albert F. Szabo, Chairman

  
Harry W. Horton, Vice-Chairman

Fred D. Houghten

  
Niles E. Olson

  
James M. Brennan

  
James Mathews

  
Richard R. Wilcox

NOVEMBER 4, 1971

TO THE HONORABLE BOARD OF COMMISSIONERS  
OAKLAND COUNTY

Mr. Chairman, Ladies and Gentlemen:

Your Equalization Committee on Local Taxes has examined reports from the various townships and cities having taxes to be spread upon the County Tax Roll, and has checked these reports with the pertinent law (Sec. 37 General Property Tax Law) has caused corrections to be made where necessary, has held a public hearing on October 27, 1971 and now certifies that such reports are correct and in order.

Your Committee has tabulated the total amount of estimated tax levies, which tabulation is attached hereto.

Your Committee has prepared tax certificates showing the Equalized Rates authorized to be spread against State Equalized Valuations, which certificates are submitted herewith and which are the basis for the tabulation above mentioned, and it is recommended that your Honorable Body authorize the Clerk to sign these certificates.

Your Committee offers the following resolutions:

1. BE IT RESOLVED that this Board adopt this report of the Equalization Committee with the recommendations herein contained as part of the permanent records of the Board.
2. BE IT FURTHER RESOLVED that the Clerk be authorized and directed to sign the several tax certificates on which the attached tabulation was based, thereby authorizing and directing the various assessing officers to spread the rates against the State Equalized Valuation set forth therein for 1971.

Mr. Chairman, on behalf of the Committee whose signatures appear below, I move the adoption of the foregoing resolution.

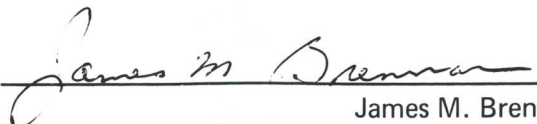
EQUALIZATION  
COMMITTEE ON LOCAL TAXES

  
Albert F. Szabo, Chairman

  
Harry W. Horton, Vice-Chairman

\_\_\_\_\_  
Fred D. Houghten

  
Niles E. Olson

  
James M. Brennan

  
James Mathews

  
Richard R. Wilcox

1971 CERTIFIED TAX RATES IN OAKLAND COUNTY PER \$1000  
OF STATE EQUALIZED VALUATION

	<u>TOTAL LOCAL SCHOOLS</u>			<u>COLLEGES</u>		<u>INTERMEDIATE SCHOOLS</u>			<u>TOWNSHIP</u>			<u>COUNTY</u>			<u>TOTAL</u>
	Allocated	Voted Operating	Debt	Voted Operating	Debt	Allocated	Voted Operating	Debt	Allocated	Voted Operating	Debt	Allocated	Voted	Debt	Total
<u>ADDISON TOWNSHIP</u>															
150-Lake Orion Comm. Sch.	28.40	8.21	10.00	10.19	1.00	.30	.21	1.50	.20	1.29		5.26	.25		38.41
200-Oxford Area Comm. Sch.	26.34	8.44	13.50	4.40	1.00	.30	.21	1.50	.20	1.29		5.26	.25		36.35
700-Romeo Comm. Sch. (Macomb Co.)	35.88	8.58	20.00	7.30			.23	1.00	.23	1.29		5.26	.25		44.14
400-Almont Comm. Sch. (Lapeer Co.)	23.29	8.09	11.00	4.20			.19	1.00	.10	1.29		5.26	.25		31.38
<u>AVON TOWNSHIP</u>															
010-Avondale Sch.	37.92	8.32	22.60	7.00	1.00	.30	.21	1.50	.20	1.21		5.26	.25		48.85
220-Rochester Comm. Sch.		9.53	18.40	7.26	1.00	.30	.21	1.50	.20	1.21		5.26	.25		46.12
221-Rochester Comm. Sch.-Transfer 1956		9.53	18.40	7.26	1.00	.30	.21	1.50	.20	1.21		5.26	.25		46.12
222-Rochester Comm. Sch.-Transfer 1958		9.53	18.40	7.50	1.00	.30	.21	1.50	.20	1.21		5.26	.25		46.36
210-Pontiac City Sch.		8.13	15.00	3.73	1.00	.30	.21	1.50	.20	1.21		5.26	.25		37.79
<u>BLOOMFIELD TOWNSHIP</u>															
010-Avondale Sch.		8.13	22.60	7.00	1.00	.30	.21	1.50	.20	1.40	7.50	1.70	5.26	.25	57.05
030-Birmingham City Sch.		8.13	21.40	3.60	1.00	.30	.21	1.50	.20	1.40	7.50	1.70	5.26	.25	52.45
040-Bloomfield Hills Sch.		8.13	23.40	7.00	1.00	.30	.21	1.50	.20	1.40	7.50	1.70	5.26	.25	57.85
041-Bloomfield Hills Sch.-Transfer 1957		8.13	23.40	7.67	1.00	.30	.21	1.50	.20	1.40	7.50	1.70	5.26	.25	58.52
210-Pontiac City Sch.		8.13	15.00	3.73	1.00	.30	.21	1.50	.20	1.40	7.50	1.70	5.26	.25	46.18
<u>BRANDON TOWNSHIP</u>															
050-Brandon Sch. Dist.		8.53	14.80	7.63	1.00	.30	.21	1.50	.20	1.26		5.26	.25		40.94
200-Oxford Area Comm. Sch. Dist.		8.44	13.50	4.40	1.00	.30	.21	1.50	.20	1.26		5.26	.25		36.32
600-Lapeer Public Sch. (Lapeer Co.)		8.09	11.00	4.50			.19	1.00	.10	1.26		5.26	.25		31.65
<u>COMMERCE TOWNSHIP</u>															
140-Huron Valley Sch.		8.53	21.00	7.00	1.00	.30	.21	1.50	.20	1.38	2.00		5.26	.25	48.63
270-Walled Lake Consolidated Sch.		8.13	20.00	5.00	1.00	.30	.21	1.50	.20	1.38	2.00		5.26	.25	45.23
271-Walled Lake Consolidated Sch.-Transfer 1967		8.13	20.00	7.00	1.00	.30	.21	1.50	.20	1.38	2.00		5.26	.25	47.23
272-Walled Lake Consolidated Sch.-Transfer 1969		8.13	20.00	7.00	1.00	.30	.21	1.50	.20	1.38	2.00		5.26	.25	47.23
<u>FARMINGTON TOWNSHIP</u>															
060-Clarenceville Sch.		8.90	25.00	7.00	1.233	.537	.21	1.50	.20	1.20	3.50		5.26	.25	54.79
100-Farmington Public Sch.		8.33	21.50	6.00	1.00	.30	.21	1.50	.20	1.20	3.50		5.26	.25	49.25
270-Walled Lake Consolidated Sch.		8.13	20.00	5.00	1.00	.30	.21	1.50	.20	1.20	3.50		5.26	.25	46.55
101-Framington Public Sch.-Transfer 1957		8.33	21.50	5.70	1.00	.30	.21	1.50	.20	1.20	3.50		5.26	.25	48.95
102-Farmington Public Sch.-Transfer 1957		8.33	21.50	5.70	1.00	.30	.21	1.50	.20	1.20	3.50		5.26	.25	48.95

**1971 CERTIFIED TAX RATES IN OAKLAND COUNTY PER \$1000  
OF STATE EQUALIZED VALUATION**

	<u>TOTAL LOCAL SCHOOLS</u>			<u>COLLEGES</u>		<u>INTERMEDIATE SCHOOLS</u>			<u>TOWNSHIP</u>			<u>COUNTY</u>			<u>TOTAL</u>
	<u>Allocated</u>	<u>Voted Operating</u>	<u>Debt</u>	<u>Voted Operating</u>	<u>Debt</u>	<u>Allocated</u>	<u>Voted Operating</u>	<u>Debt</u>	<u>Allocated</u>	<u>Voted Operating</u>	<u>Debt</u>	<u>Allocated</u>	<u>Voted</u>	<u>Debt</u>	<u>Total</u>
<u>GROVELAND TOWNSHIP</u>															
050-Brandon Sch.	8.53	14.80	7.63	1.00	.30	.21	1.50	.20	1.00			5.26	.25		40.68
130-Holly Area Sch.	8.53	15.00	7.16	1.00	.30	.21	1.50	.20	1.00			5.26	.25		40.41
500-Goodrich Rural Agricultural-Genesee Co.	8.21	18.50	6.00	1.40		.15	.95	.06	1.00			5.26	.25		41.78
<u>HIGHLAND TOWNSHIP</u>															
140-Huron Valley Sch.	8.53	21.00	7.00	1.00	.30	.21	1.50	.20	1.00	3.00		5.26	.25		49.25
141-Juron Valley Sch.-Transfer 1959	8.53	21.00	7.97	1.00	.30	.21	1.50	.20	1.00	3.00		5.26	.25		50.22
<u>HOLLY TOWNSHIP</u>															
130-Holly Area Sch. Dist.	8.53	15.00	7.16	1.00	.30	.21	1.50	.20	1.00	.50		5.26	.25		40.91
550-Grand Blanc No. 2 Frl. (Genesee Co.)	8.21	15.00	3.25	1.40		.15	.95	.06	1.00	.50		5.26	.25		36.03
<u>INDEPENDENCE TOWNSHIP</u>															
070-Clarkston Comm. Sch.	8.21	13.00	7.00	1.00	.30	.21	1.50	.20	1.32	1.00		5.26	.25		39.25
150-Lake Orion Comm. Sch.	8.21	10.00	10.19	1.00	.30	.21	1.50	.20	1.32	1.00		5.26	.25		39.44
280-Waterford Township Sch.	8.13	21.00	8.00	1.00	.30	.21	1.50	.20	1.32	1.00		5.26	.25		48.17
<u>LYON TOWNSHIP</u>															
240-South Lyon Comm. Sch.	9.53	16.50	6.35	1.00	.30	.21	1.50	.20	1.00			5.26	.25		42.10
650-Northville Public Sch. (Wayne Co.)	8.90	20.00	7.07	1.233	.537	.03		.01	1.00			5.26	.25		44.29
<u>MILFORD TOWNSHIP</u>															
240-South Lyon Comm. Sch.	9.53	16.50	6.35	1.00	.30	.21	1.50	.20	1.38	.50		5.26	.25		42.98
140-Huron Valley Sch.	8.53	21.00	7.00	1.00	.30	.21	1.50	.20	1.38	.50		5.26	.25		47.13
<u>NOVI TOWNSHIP</u>															
240-South Lyon Comm. Sch.	9.53	16.50	6.35	1.00	.30	.21	1.50	.20	1.00	.50		5.26	.25		42.60
180-Novu Comm. Sch.	8.53	15.50	7.32	1.00	.30	.21	1.50	.20	1.00	.50		5.26	.25		41.57
270-Walled Lake Consolidated Sch.	8.13	20.00	5.00	1.00	.30	.21	1.50	.20	1.00	.50		5.26	.25		43.35
650-Northville Public Sch. (Wayne Co.)	8.90	20.00	7.07	1.233	.537	.03		.01	1.00	.50		5.26	.25		44.79
<u>OAKLAND TOWNSHIP</u>															
150-Lake Orion Comm. Sch.	8.21	10.00	10.19	1.00	.30	.21	1.50	.20	1.21	2.00		5.26	.25		40.33
220-Rochester Comm. Sch.	9.53	18.40	7.26	1.00	.30	.21	1.50	.20	1.21	2.00		5.26	.25		47.12
700-Romeo Comm. Sch. (Macomb Co.)	8.58	20.00	7.30			.23	1.00	.23	1.21	2.00		5.26	.25		46.06
701-Romeo Comm. Sch.-Transfer 1956	8.58	20.00	8.93			.23	1.00	.23	1.21	2.00		5.26	.25		47.69

**1971 CERTIFIED TAX RATES IN OAKLAND COUNTY PER \$1000  
OF STATE EQUALIZED VALUATION**

	<u>TOTAL LOCAL SCHOOLS</u>			<u>COLLEGES</u>		<u>INTERMEDIATE SCHOOLS</u>			<u>TOWNSHIP</u>			<u>COUNTY</u>			<u>TOTAL</u>
	<u>Allocated</u>	<u>Voted Operating</u>	<u>Debt</u>	<u>Voted Operating</u>	<u>Debt</u>	<u>Allocated</u>	<u>Voted Operating</u>	<u>Debt</u>	<u>Allocated</u>	<u>Voted Operating</u>	<u>Debt</u>	<u>Allocated</u>	<u>Voted</u>	<u>Debt</u>	<u>Total</u>
<b><u>ORION TOWNSHIP</u></b>															
150-Lake Orion Com. Sch.	8.39	10.00	10.19	1.00	.30	.21	1.50	.20	1.14	1.00		5.26	.25		39.44
210-Pontiac City Sch.	8.13	15.00	3.73	1.00	.30	.21	1.50	.20	1.14	1.00		5.26	.25		37.72
220-Rochester Comm. Sch.	9.53	18.40	7.26	1.00	.30	.21	1.50	.20	1.14	1.00		5.26	.25		46.05
<b><u>OXFORD TOWNSHIP</u></b>															
150-Lake Orion Comm. Sch.	8.21	10.00	10.19	1.00	.30	.21	1.50	.20	1.09	1.75		5.26	.25		39.96
200-Oxford Area Comm. Sch.	8.44	13.50	4.40	1.00	.30	.21	1.50	.20	1.09	1.75		5.26	.25		37.90
201-Oxford Area Comm. Sch.-Transfer 1967	8.44	13.50	2.69	1.00	.30	.21	1.50	.20	1.09	1.75		5.26	.25		36.19
<b><u>PONTIAC TOWNSHIP</u></b>															
010-Avondale Sch.	8.13	22.60	7.00	1.00	.30	.21	1.50	.20	1.35	2.00		5.26	.25		49.80
210-Pontiac City Sch.	8.13	15.00	3.73	1.00	.30	.21	1.50	.20	1.35	2.00		5.26	.25		38.93
220-Rochester Comm. Sch.	9.53	18.40	7.26	1.00	.30	.21	1.50	.20	1.35	2.00		5.26	.25		47.26
<b><u>ROSE TOWNSHIP</u></b>															
130-Holly Area Sch.	8.53	15.00	7.16	1.00	.30	.21	1.50	.20	1.00			5.26	.25		40.41
450-Fenton No. 1 Frl. (Genesee Co.)	8.75	17.90	7.00	1.40		.15	.95	.06	1.00			5.26	.25		42.72
<b><u>ROYAL OAK TOWNSHIP</u></b>															
020-Berkley City Sch.	8.53	25.00	1.28	1.00	.30	.21	1.50	.20	1.00		1.7287	5.26	.25		46.2587
110-Ferndale City Sch.	8.53	21.00	4.00	1.00	.30	.21	1.50	.20	1.00		1.7287	5.26	.25		44.9787
190-Oak Park Sch.	8.53	22.00	5.27	1.00	.30	.21	1.50	.20	1.00		1.7287	5.26	.25		47.2487
<b><u>SOUTHFIELD TOWNSHIP</u></b>															
030-Birmingham City Sch.	8.13	21.40	3.60	1.00	.30	.21	1.50	.20	.80			5.26	.25		42.65
250-Southfield Public Sch.	8.73	18.00	3.1182	1.00	.30	.21	1.50	.20	.80			5.26	.25		39.3682
<b><u>SPRINGFIELD TOWNSHIP</u></b>															
050-Brandon Sch.	8.53	14.80	7.63	1.00	.30	.21	1.50	.20	1.00			5.26	.25		40.68
070-Clarkston Comm. Sch.	8.21	13.00	7.00	1.00	.30	.21	1.50	.20	1.00			5.26	.25		37.93
130-Holly Area Sch.	8.53	15.00	7.16	1.00	.30	.21	1.50	.20	1.00			5.26	.25		40.41
<b><u>WATERFORD TOWNSHIP</u></b>															
070-Clarkston Comm. Sch.	8.21	13.00	7.00	1.00	.30	.21	1.50	.20		4.50		5.26	.25		41.43
210-Pontiac City Sch.	8.13	15.00	3.73	1.00	.30	.21	1.50	.20		4.50		5.26	.25		40.08
280 Waterford Township Sch.	9.53	21.00	8.00	1.00	.30	.21	1.50	.20		4.50		5.26	.25		51.75



**1971 CERTIFIED TAX RATES IN OAKLAND COUNTY PER \$1000  
OF STATE EQUALIZED VALUATION**

	<u>TOTAL LOCAL SCHOOLS</u>			<u>COLLEGES</u>		<u>INTERMEDIATE SCHOOLS</u>			<u>TOWNSHIP</u>			<u>COUNTY</u>			<u>TOTAL</u>
	<u>Allocated</u>	<u>Voted Operating</u>	<u>Debt</u>	<u>Voted Operating</u>	<u>Debt</u>	<u>Allocated</u>	<u>Voted Operating</u>	<u>Debt</u>	<u>Allocated</u>	<u>Voted Operating</u>	<u>Debt</u>	<u>Allocated</u>	<u>Voted</u>	<u>Debt</u>	<u>Total</u>
<u>WEST BLOOMFIELD TOWNSHIP</u>															
030-Birmingham City Sch.	8.13	21.40	3.60	1.00	.30	.21	1.50	.20	1.40	3.25	.40	5.26	.25		46.90
040-Bloomfield Hills Sch.	8.13	23.40	7.00	1.00	.30	.21	1.50	.20	1.40	3.25	.40	5.26	.25		52.30
100-Farmington Public Sch.	8.13	21.50	6.00	1.00	.30	.21	1.50	.20	1.40	3.25	.40	5.26	.25		49.40
210-Pontiac City Sch.	8.13	15.00	3.73	1.00	.30	.21	1.50	.20	1.40	3.25	.40	5.26	.25		40.63
270-Walled Lake Consolidated Sch.	8.13	20.00	5.00	1.00	.30	.21	1.50	.20	1.40	3.25	.40	5.26	.25		46.90
280-Waterford Township Sch.	8.13	21.00	8.00	1.00	.30	.21	1.50	.20	1.40	3.25	.40	5.26	.25		50.90
290-West Bloomfield Sch.	8.13	22.00	7.30	1.00	.30	.21	1.50	.20	1.40	3.25	.40	5.26	.25		51.20
291-West Bloomfield Sch.-Transfer 1965	8.13	22.00	8.37	1.00	.30	.21	1.50	.20	1.40	3.25	.40	5.26	.25		52.27
281-Waterford Township Sch.-Transfer 1965	8.13	21.00	6.93	1.00	.30	.21	1.50	.20	1.40	3.25	.40	5.26	.25		49.83
<u>WHITE LAKE TOWNSHIP</u>															
270-Walled Lake Consolidated Sch.	8.13	20.00	5.00	1.00	.30	.21	1.50	.20	1.00			5.26	.25		42.85
070-Clarkston Comm. Sch.	8.21	13.00	7.00	1.00	.30	.21	1.50	.20	1.00			5.26	.25		37.93
140-Huron Valley Sch.	8.53	21.00	7.00	1.00	.30	.21	1.50	.20	1.00			5.26	.25		46.25
130-Holly Area Sch.	8.53	15.00	7.16	1.00	.30	.21	1.50	.20	1.00			5.26	.25		40.41
280-Waterford Township Sch.	8.13	21.00	8.00	1.00	.30	.21	1.50	.20	1.00			5.26	.25		46.85
273-Walled Lake Consolidated Sch.-Transfer 7-1-67	8.13	20.00	7.00	1.00	.30	.21	1.50	.20	1.00			5.26	.25		44.85
274-Walled Lake Consolidated Sch.-Transfer 8-3-68	8.13	20.00	8.00	1.00	.30	.21	1.50	.20	1.00			5.26	.25		45.85
142-Huron Valley Sch.-Transfer 8-3-68	8.53	21.00	8.00	1.00	.30	.21	1.50	.20	1.00			5.26	.25		47.25
143-Huron Valley Sch.-Transfer 10-18-68	8.53	21.00	8.00	1.00	.30	.21	1.50	.20	1.00			5.26	.25		47.25

**1971 CERTIFIED TAX RATES IN OAKLAND COUNTY PER \$1000  
OF STATE EQUALIZED VALUATION**

	<u>TOTAL LOCAL SCHOOLS</u>			<u>COLLEGES</u>		<u>INTERMEDIATE SCHOOLS</u>			<u>CITY</u>			<u>COUNTY</u>			<u>TOTAL</u>
	<u>Allocated</u>	<u>Voted Operating</u>	<u>Debt</u>	<u>Voted Operating</u>	<u>Debt</u>	<u>Allocated</u>	<u>Voted Operating</u>	<u>Debt</u>	<u>Allocated</u>	<u>Voted Operating</u>	<u>Debt</u>	<u>Allocated</u>	<u>Voted</u>	<u>Debt</u>	<u>Total</u>
<u>CITY OF BERKLEY</u>															
020-Berkley City Sch.	9.53	25.00	1.28	1.00	.30	.21	1.50	.20	16.18	3.64		5.26	.25		64.35
230-Royal Oak City Sch.	9.53	18.25	1.80	1.00	.30	.21	1.50	.20	16.18	3.64		5.26	.25		58.12
<u>CITY OF BIRMINGHAM</u>															
030-Birmingham City Sch.	9.53	21.40	3.60	1.00	.30	.21	1.50	.20	17.00			5.26	.25		60.25
<u>CITY OF BLOOMFIELD HILLS</u>															
030-Birmingham City Sch.	9.53	21.40	3.60	1.00	.30	.21	1.50	.20	20.00	1.42		5.26	.25		64.67
040-Bloomfield Hills Sch.	8.13	23.40	7.00	1.00	.30	.21	1.50	.20	20.00	1.42		5.26	.25		68.67
041-Bloomfield Hills Sch.-Transfer 1957	8.13	23.40	7.67	1.00	.30	.21	1.50	.20	20.00	1.42		5.26	.25		69.34
<u>CITY OF CLAWSON</u>															
080-Clawson City Sch.	9.53	14.50	6.75	1.00	.30	.21	1.50	.20	15.00			5.26	.25		54.50
<u>CITY OF FARMINGTON</u>															
100-Farmington Public Sch.	8.33	21.50	6.00	1.00	.30	.21	1.50	.20	8.50			5.26	.25		53.05
<u>CITY OF FERNDALE</u>															
110-Ferndale City Sch.	9.53	21.00	4.00	1.00	.30	.21	1.50	.20	20.00	2.23		5.26	.25		65.48
120-Hazel Park City Sch.	9.53	18.00	6.34	1.00	.30	.21	1.50	.20	20.00	2.23		5.26	.25		64.82
<u>CITY OF HAZEL PARK</u>															
120-Hazel Park City Sch.	9.53	18.00	6.34	1.00	.30	.21	1.50	.20	15.00	5.00		5.26	.25		62.59
<u>CITY OF HUNTINGTON WOODS</u>															
020-Berkley City Sch.	9.53	25.00	1.28	1.00	.30	.21	1.50	.20	15.69	2.98		5.26	.25		63.20
230-Royal Oak City Sch.	9.53	18.25	1.80	1.00	.30	.21	1.50	.20	15.69	2.98		5.26	.25		56.97
<u>CITY OF KEEGO HARBOR</u>															
290 West Bloomfield Sch.	8.13	22.00	7.30	1.00	.30	.21	1.50	.20	15.10	3.90		5.26	.25		65.15
<u>CITY OF LATHRUP VILLAGE</u>															
250-Southfield Public Sch.	9.53	18.00	3.1182	1.00	.30	.21	1.50	.20	9.20	3.10		5.26	.25		51.6682

1971 CERTIFIED TAX RATES IN OAKLAND COUNTY PER \$1000  
OF STATE EQUALIZED VALUATION

	<u>TOTAL LOCAL SCHOOLS</u>			<u>COLLEGES</u>		<u>INTERMEDIATE SCHOOLS</u>			<u>CITY</u>			<u>COUNTY</u>			<u>TOTAL</u>
	<u>Allocated</u>	<u>Voted Operating</u>	<u>Debt</u>	<u>Voted Operating</u>	<u>Debt</u>	<u>Allocated</u>	<u>Voted Operating</u>	<u>Debt</u>	<u>Allocated</u>	<u>Voted Operating</u>	<u>Debt</u>	<u>Allocated</u>	<u>Voted</u>	<u>Debt</u>	<u>Total</u>
<u>CITY OF MADISON HEIGHTS</u>															
160-Lamphere Public Sch.	9.53	21.98	7.32	1.00	.30	.21	1.50	.20		11.79	1.83	5.26	.25		61.17
170-Madison Sch.	9.53	22.00	4.90	1.00	.30	.21	1.50	.20		11.79	1.83	5.26	.25		58.77
230-Royal Oak City Sch.	9.53	18.25	1.80	1.00	.30	.21	1.50	.20		11.79	1.83	5.26	.25		51.92
<u>CITY OF NORTHVILLE</u>															
650-Northville Public Sch. (Wayne Co.)	8.90	20.00	7.07	1.233	.537	.03		.01		10.30		5.26	.25		53.59
<u>CITY OF NOVI</u>															
180-Novu Comm. Sch.	9.53	15.50	7.32	1.00	.30	.21	1.50	.20		7.00		5.26	.25		48.07
650-Northville Public Sch. (Wayne Co.)	8.90	20.00	7.07	1.233	.537	.03		.01		7.00		5.26	.25		50.29
240-South Lyon Comm. Sch.	9.53	16.50	6.35	1.00	.30	.21	1.50	.20		7.00		5.26	.25		48.10
270-Walled Lake Consolidated Sch.	8.13	20.00	5.00	1.00	.30	.21	1.50	.20		7.00		5.26	.25		48.85
181-Novu Comm. Sch. Dist.-Transfer 1956	9.53	15.50	7.62	1.00	.30	.21	1.50	.20		7.00		5.26	.25		48.37
<u>CITY OF OAK PARK</u>															
020-Berkley City Sch.	9.53	25.00	1.28	1.00	.30	.21	1.50	.20		16.31	1.80	5.26	.25		62.64
110-Ferndale City Sch.	9.53	21.00	4.00	1.00	.30	.21	1.50	.20		16.31	1.80	5.26	.25		61.36
190-Oak Park Sch.	9.53	22.00	5.27	1.00	.30	.21	1.50	.20		16.31	1.80	5.26	.25		63.63
<u>CITY OF ORCHARD LAKE</u>															
040-Bloomfield Hills Sch.	8.13	23.40	7.00	1.00	.30	.21	1.50	.20		12.00		5.26	.25		59.25
270-Walled Lake Consolidated Sch.	8.13	20.00	5.00	1.00	.30	.21	1.50	.20		12.00		5.26	.25		53.85
290-West Bloomfield Sch.	8.13	22.00	7.30	1.00	.30	.21	1.50	.20		12.00		5.26	.25		58.15
<u>CITY OF PLEASANT RIDGE</u>															
110-Ferndale City Sch.	9.53	21.00	4.00	1.00	.30	.21	1.50	.20		18.50	1.80	5.26	.25		63.55
<u>CITY OF PONTIAC</u>															
210-Pontiac City Sch.	9.53	15.00	3.73	1.00	.30	.21	1.50	.20		12.50	4.5612	5.26	.25		54.0412

**1971 CERTIFIED TAX RATES IN OAKLAND COUNTY PER \$1000  
OF STATE EQUALIZED VALUATION**

	<u>TOTAL LOCAL SCHOOLS</u>			<u>COLLEGES</u>		<u>INTERMEDIATE SCHOOLS</u>			<u>CITY</u>			<u>COUNTY</u>			<u>TOTAL</u>
	<u>Allocated</u>	<u>Voted Operating</u>	<u>Debt</u>	<u>Voted Operating</u>	<u>Debt</u>	<u>Allocated</u>	<u>Voted Operating</u>	<u>Debt</u>	<u>Allocated</u>	<u>Voted Operating</u>	<u>Debt</u>	<u>Allocated</u>	<u>Voted</u>	<u>Debt</u>	<u>Total</u>
<b>CITY OF ROCHESTER</b>															
220-Rochester Comm. Sch.	9.53	18.40	7.26	1.00	.30	.21	1.50	.20		13.50		5.26	.25		57.41
<b>CITY OF ROYAL OAK</b>															
080-Clawson City Sch.	9.53	14.50	6.75	1.00	.30	.21	1.50	.20		13.00	2.97	5.26	.25		55.47
230-Royal Oak City Sch.	9.53	18.25	1.80	1.00	.30	.21	1.50	.20		13.00	2.97	5.26	.25		54.27
<b>CITY OF SOUTHFIELD</b>															
030-Birmingham City Sch.	9.53	21.40	3.60	1.00	.30	.21	1.50	.20		8.642	1.9378	5.26	.25		53.8298
190-Oak Park Sch. Dist.	9.53	22.00	5.27	1.00	.30	.21	1.50	.20		8.642	1.9378	5.26	.25		56.0998
250-Southfield Public Sch.	9.53	18.00	3.1182	1.00	.30	.21	1.50	.20		8.642	1.9378	5.26	.25		49.9480
035-Birmingham City Sch.-Transfer 1971	9.53	21.40	3.1182	1.00	.30	.21	1.50	.20		8.642	1.9378	5.26	.25		53.3480
<b>CITY OF SOUTH LYON</b>															
240-South Lyon Comm. Sch.	9.53	16.50	6.35	1.00	.30	.21	1.50	.20		13.375	.50	5.26	.25		54.975
<b>CITY OF SYLVAN LAKE</b>															
210-Pontiac City Sch.	8.13	15.00	3.73	1.00	.30	.21	1.50	.20		12.00	.75	5.26	.25		48.33
290-West Bloomfield Sch.	8.13	22.00	7.30	1.00	.30	.21	1.50	.20		12.00	.75	5.26	.25		58.90
<b>CITY OF TROY</b>															
010-Avondale Sch.	8.13	22.60	7.00	1.00	.30	.21	1.50	.20		13.10		5.26	.25		59.55
030-Birmingham City Sch.	9.53	21.40	3.60	1.00	.30	.21	1.50	.20		13.10		5.26	.25		56.35
040-Bloomfield Hills Sch.	8.13	23.40	7.00	1.00	.30	.21	1.50	.20		13.10		5.26	.25		60.35
160-Lampere Public Sch.	9.53	21.98	7.32	1.00	.30	.21	1.50	.20		13.10		5.26	.25		60.65
230-Royal Oak City Sch.	9.53	18.25	1.80	1.00	.30	.21	1.50	.20		13.10		5.26	.25		51.40
260-Troy City Sch.	9.53	15.00	7.90	1.00	.30	.21	1.50	.20		13.10		5.26	.25		54.25
750-Warren Consolidated Sch. (Macomb Co.)	9.58	17.00	6.75			.23	1.00	.23		13.10		5.26	.25		53.40
031-Birmingham City Sch.-Transfer 1957	9.53	21.40	3.83	1.00	.30	.21	1.50	.20		13.10		5.26	.25		56.58
032-Birmingham City Sch.-Transfer 1960	9.53	21.40	3.75	1.00	.30	.21	1.50	.20		13.10		5.26	.25		56.50
033-Birmingham City Sch.-Transfer 1968	9.53	21.40	3.80	1.00	.30	.21	1.50	.20		13.10		5.26	.25		56.55
261-Troy City Sch.-Transfer 1960	9.53	15.00	7.75	1.00	.30	.21	1.50	.20		13.10		5.26	.25		54.10
<b>CITY OF WALLED LAKE</b>															
270-Walled Lake Consolidated Sch.	8.13	20.00	5.00	1.00	.30	.21	1.50	.20		26.50		5.26	.25		68.35
<b>CITY OF WIXOM</b>															
180-Novu Comm. Sch.	9.53	15.50	7.32	1.00	.30	.21	1.50	.20		5.76	4.70	5.26	.25		51.53
240-South Lyon Comm. Sch.	9.53	16.50	6.35	1.00	.30	.21	1.50	.20		5.76	4.70	5.26	.25		51.56
270-Walled Lake Consolidated Sch.	8.13	20.00	5.00	1.00	.30	.21	1.50	.20		5.76	4.70	5.26	.25		52.31

TABULATION OF ESTIMATED TAXES FOR YEAR 1971  
BY  
EQUALIZATION COMMITTEE

TOWNSHIPS ASSESSING DISTRICT	1971 EQUALIZED VALUATION	COUNTY TAXES			SCHOOL TAXES		
		OPERATING	VOTED INCREASE	DEBT	ALLOCATED WITHIN 15 MILLS OPERATING	VOTED INCREASE OPERATING	VOTED INCREASE DEBT RETIREMENT BUILDING SITE
ADDISON	17,744,965	93,338.52	4,436.24		153,638.95	294,945.18	101,833.18
AVON	140,205,450	737,480.67	35,051.36		1,341,538.42	3,013,720.51	1,083,000.55
BLOOMFIELD	325,413,560	1,711,675.33	81,353.39		2,713,949.08	8,042,050.33	2,041,910.51
BRANDON	24,421,697	128,458.13	6,105.42		213,147.02	418,271.20	188,691.04
COMMERCE	91,101,725	479,195.07	22,775.43		763,421.15	2,058,870.02	520,041.68
FARMINGTON	261,913,250	1,377,663.70	65,478.31		2,245,372.34	6,342,270.58	1,719,862.98
GROVELAND	15,827,500	83,252.65	3,956.87		138,195.33	276,691.59	124,181.22
HIGHLAND	38,691,791	203,518.82	9,672.95		338,166.25	909,257.09	290,357.95
HOLLY	28,499,654	149,908.18	7,124.91		249,025.10	498,719.53	217,598.93
INDEPENDENCE	66,855,955	351,662.32	16,713.99		562,446.08	1,081,358.88	510,638.55
LYON	26,759,345	140,754.15	6,689.84		260,020.99	510,123.07	183,883.89
MILFORD	42,299,666	222,496.24	10,574.92		370,963.52	988,352.16	316,425.61
NOVI	3,375,331	17,754.24	843.83		29,430.04	69,065.10	23,457.37
OAKLAND	33,707,400	177,300.92	8,426.85		318,408.18	652,028.18	279,536.51
ORION	66,382,195	349,170.35	16,595.55		571,639.29	843,139.07	699,634.19
OXFORD	35,293,468	185,643.64	8,823.37		304,664.29	555,196.51	188,571.60
PONTIAC	53,964,551	283,853.54	13,491.14		450,148.01	1,123,438.30	305,435.91
ROSE	14,512,126	76,333.78	3,628.03		127,507.19	265,498.67	108,645.83
ROYAL OAK	22,929,662	120,610.02	5,732.42		200,405.24	572,784.70	108,525.91
SOUTHFIELD	115,495,800	607,507.91	28,873.95		963,566.48	2,758,471.12	473,266.59
SPRINGFIELD	23,083,000	121,416.58	5,770.75		197,124.31	375,046.66	174,561.49
WATERFORD	249,404,060	1,311,865.36	62,351.02		2,414,830.41	5,793,587.06	2,083,668.23
WEST BLOOMFIELD	173,252,875	911,310.12	43,313.22		1,444,928.97	4,146,731.99	1,181,449.22
WHITE LAKE	60,463,400	318,037.48	15,115.85		517,139.95	1,369,926.80	445,736.85
TOTAL TOWNSHIPS	1,931,598,426	10,160,207.72	482,899.61		16,889,676.59	42,959,545.70	13,370,915.79
TOTAL CITIES	3,166,930,055	16,658,052.09	791,732.51		30,514,160.17	66,723,964.44	15,455,466.04
TOTAL COUNTY	5,098,528,481	26,818,259.81	1,274,632.12		47,403,836.76	109,683,510.14	28,826,381.83

TABULATION OF ESTIMATED TAXES FOR YEAR 1971  
BY  
EQUALIZATION COMMITTEE

TOWNSHIP TAXES

<u>ASSESSING DISTRICT</u>	<u>ALLOCATED</u>	<u>VOTED OPERATING</u>	<u>DEBT</u>	<u>SPECIAL ASSESSMENTS</u>	<u>REASSESSED TO PROPERTY</u>	<u>COUNTY DRAINS TO PROPERTY</u>	<u>TOTAL ALL TAXES</u>
ADDISON	22,891.00			1,600.00		435.29	673,119.06
AVON	169,648.59		140,205.45	115,546.54		1,341.83	6,637,533.92
BLOOMFIELD	455,578.98	2,440,601.70	553,203.05	82,354.23	1,585.33		18,124,261.93
BRANDON	30,771.34			45,760.83		1,837.93	1,033,042.91
COMMERCE	125,720.38	182,203.45				1,102.66	4,153,330.54
FARMINGTON	314,295.90	916,696.38			21,486.68	1,787.53	13,004,914.40
GROVELAND	15,827.50			15,827.50			657,932.66
HIGHLAND	38,691.79	116,075.37				10,625.97	1,916,366.19
HOLLY	28,499.65	14,249.83				853.60	1,165,979.73
INDEPENDENCE	88,249.86	66,855.96		68,884.95		52.06	2,746,862.65
LYON	26,759.35					1,185.21	1,129,416.50
MILFORD	58,373.54	21,149.83					1,988,335.82
NOVI	3,375.33	1,687.67		3,375.33		302.72	149,291.63
OAKLAND	40,785.95	67,414.80				300.00	1,544,201.39
ORION	75,675.70	66,382.19				682.74	2,622,919.08
OXFORD	38,469.88	61,763.57		167.99		428.58	1,343,729.43
PONTIAC	72,852.14	107,929.10		97,969.40		1,132.07	2,456,249.61
ROSE	14,512.13			440.00		300.00	596,865.63
ROYAL OAK	22,929.66	39,638.51		222,993.00			1,293,619.46
SOUTHFIELD	92,396.64						4,924,082.69
SPRINGFIELD	23,083.00					6,293.32	903,296.11
WATERFORD		1,122,318.27		57,405.52		8,312.23	12,854,239.10
WEST BLOOMFIELD	242,554.03	563,071.84	69,301.15	100,038.71		5,724.28	8,708,423.53
WHITE LAKE	60,463.40			4,933.67	4,175.77	9,570.12	2,745,099.89
<b>TOTAL TOWNSHIPS</b>	<b>2,062,405.74</b>	<b>5,788,038.47</b>	<b>762,709.65</b>	<b>817,297.67</b>	<b>27,247.78</b>	<b>52,169.14</b>	<b>93,373,113.86</b>
<b>TOTAL CITIES</b>		<b>40,450,024.36</b>	<b>6,957,501.36</b>	<b>308,747.70</b>		<b>13,998.66</b>	<b>177,873,647.33</b>
<b>TOTAL COUNTY</b>	<b>2,062,405.74</b>	<b>46,238,062.83</b>	<b>7,720,211.01</b>	<b>1,126,045.37</b>	<b>27,247.78</b>	<b>66,167.80</b>	<b>271,246,761.19</b>

TABULATION OF ESTIMATED TAXES FOR YEAR 1971  
BY  
EQUALIZATION COMMITTEE

CITIES ASSESSING DISTRICT	<u>COUNTY TAXES</u>			<u>SCHOOL TAXES</u>			
	1971 EQUALIZED VALUATION	OPERATING	VOTED INCREASE	DEBT	ALLOCATED WITHIN 15 MILLS OPERATING	VOTED INCREASE OPERATING	VOTED INCREASE DEBT RETIREMENT BUILDING SITE
BERKLEY	67,064,216	352,757.78	16,766.05		653,205.46	1,833,049.22	120,238.40
BIRMINGHAM	177,727,340	934,845.81	44,431.84		1,731,064.29	4,247,683.42	728,682.09
BLOOMFIELD HILLS	55,905,400	294,062.40	13,976.35		477,165.43	1,432,357.86	393,425.25
CLAWSON	65,169,889	342,793.62	16,292.47		634,754.72	1,107,888.11	472,481.70
FARMINGTON	59,042,950	310,565.92	14,760.74		504,226.79	1,417,030.81	383,779.18
FERNDALE	132,057,850	694,624.29	33,014.46		1,286,243.46	2,991,010.07	681,892.85
HAZEL PARK	81,410,115	428,217.20	20,352.53		792,934.52	1,668,907.36	556,845.18
HUNTINGTON WOODS	39,586,630	208,225.67	9,896.66		385,573.77	1,005,486.98	76,869.47
KEEGO HARBOR	8,187,495	43,066.22	2,046.87		68,283.70	200,593.63	63,862.46
LATHRUP VILLAGE	32,053,280	168,600.25	8,013.32		312,198.95	657,092.24	115,975.18
MADISON HEIGHTS	182,379,200	959,314.59	45,594.80		1,776,373.41	4,462,327.04	1,296,711.64
NORTHVILLE	9,596,938	50,479.89	2,399.23		85,700.66	203,771.78	73,099.88
NOVI	67,597,840	355,564.64	16,899.46		639,182.03	1,285,888.21	508,042.89
OAK PARK	179,961,400	946,596.97	44,990.35		1,752,824.03	4,463,101.86	895,944.22
ORCHARD LAKE	14,139,728	74,374.97	3,534.93		117,925.32	345,337.45	108,324.13
PLEASANT RIDGE	19,623,200	103,218.03	4,905.80		191,129.97	461,145.20	88,304.40
PONTIAC	550,912,575	2,897,800.15	137,728.14		5,365,888.47	9,640,970.06	2,330,360.18
ROCHESTER	36,727,725	193,187.83	9,181.93		357,728.04	767,609.46	285,007.14
ROYAL OAK	342,306,510	1,800,532.24	85,576.63		3,334,065.41	7,100,580.20	790,314.42
SOUTHFIELD	610,241,975	3,209,872.79	152,560.49		5,943,756.81	12,889,312.95	2,381,811.86
SOUTH LYON	13,287,700	69,893.30	3,321.93		129,422.20	252,466.30	91,020.75
SYLVAN LAKE	10,447,700	54,954.90	2,611.93		87,133.82	194,928.30	50,361.49
TROY	335,537,400	1,764,926.73	83,884.35		3,252,152.22	6,390,458.95	2,542,637.60
WALLED LAKE	19,855,999	104,442.56	4,964.00		165,599.03	446,759.98	109,208.00
WIXOM	56,109,000	295,133.34	14,027.25		469,627.66	1,258,207.00	310,265.68
<b>TOTAL CITIES</b>	<b>3,166,930,055</b>	<b>16,658,052.09</b>	<b>791,732.51</b>		<b>30,514,160.17</b>	<b>66,723,964.44</b>	<b>15,455,466.04</b>
<b>TOTAL TOWNSHIPS</b>	<b>1,931,598,426</b>	<b>10,160,207.72</b>	<b>482,899.61</b>		<b>16,889,676.59</b>	<b>42,959,545.70</b>	<b>13,370,915.79</b>
<b>TOTAL COUNTY</b>	<b>5,098,528,481</b>	<b>26,818,259.81</b>	<b>1,274,632.12</b>		<b>47,403,836.76</b>	<b>109,683,510.14</b>	<b>28,826,381.83</b>

TABULATION OF ESTIMATED TAXES FOR YEAR 1971  
BY  
EQUALIZATION COMMITTEE

<u>CITIES</u> <u>ASSESSING DISTRICTS</u>	<u>ALLOCATED</u>	<u>VOTED</u> <u>OPERATING</u>	<u>DEBT</u>	<u>CITY TAXES</u> <u>SPECIAL</u> <u>ASSESSMENT</u>	<u>REASSESSED</u> <u>TO PROPERTY</u>	<u>COUNTY DRAINS</u> <u>TO PROPERTY</u>	<u>TOTAL ALL</u> <u>TAXES</u>
BERKLEY		1,085,099.01	244,113.75				4,305,229.67
BIRMINGHAM		3,021,364.78		2,743.40		2.20	10,710,817.83
BLOOMFIELD HILLS		1,118,108.00	79,385.67				3,808,480.96
CLAWSON		977,548.34		46,137.24		21.94	3,597,918.14
FARMINGTON		501,865.08					3,132,228.52
FERNDALE		2,641,157.00	294,489.01				8,622,431.14
HAZEL PARK		1,221,151.73	407,050.58				5,095,459.10
HUNTINGTON WOODS		621,114.22	117,968.15				2,425,134.92
KEEGO HARBOR		123,631.17	31,931.23	29,783.12		1,878.24	565,076.64
LATHRUP VILLAGE		294,890.18	99,365.17				1,656,135.29
MADISON HEIGHTS		2,150,250.76	333,753.93			336.95	11,024,663.12
NORTHVILLE		98,848.46					514,299.90
NOVI		473,184.88		86,176.86		938.28	3,365,877.25
OAK PARK		2,935,170.43	323,930.52	27,721.44			11,390,279.82
ORCHARD LAKE		169,676.74				4,453.03	823,626.57
PLEASANT RIDGE		363,029.20	35,321.76				1,247,054.36
PONTIAC		6,886,407.18	2,512,822.43			13.24	29,771,989.85
ROCHESTER		495,824.29					2,108,538.69
ROYAL OAK		4,449,984.63	1,016,650.33			2.28	18,577,706.14
SOUTHFIELD		5,273,711.14	1,182,526.90			2,943.19	31,036,496.13
SOUTH LYON		177,722.99	6,643.85			395.85	730,887.17
SYLVAN LAKE		125,372.40	7,835.78				523,198.62
TROY		4,395,539.94		116,185.64		2,062.37	18,547,847.80
WALLED LAKE		526,183.97				35.42	1,357,192.96
WIXOM		323,187.84	263,712.30			915.67	2,935,076.74
TOTAL CITIES		40,450,024.36	6,957,501.36	308,747.70		13,998.66	177,873,647.33
TOTAL TOWNSHIPS	2,062,405.74	5,788,038.47	762,709.65	817,297.67	27,247.78	52,169.14	93,373,113.86
TOTAL COUNTY	2,062,405.74	46,238,062.83	7,720,211.01	1,126,045.37	27,247.78	66,167.80	271,246,761.19