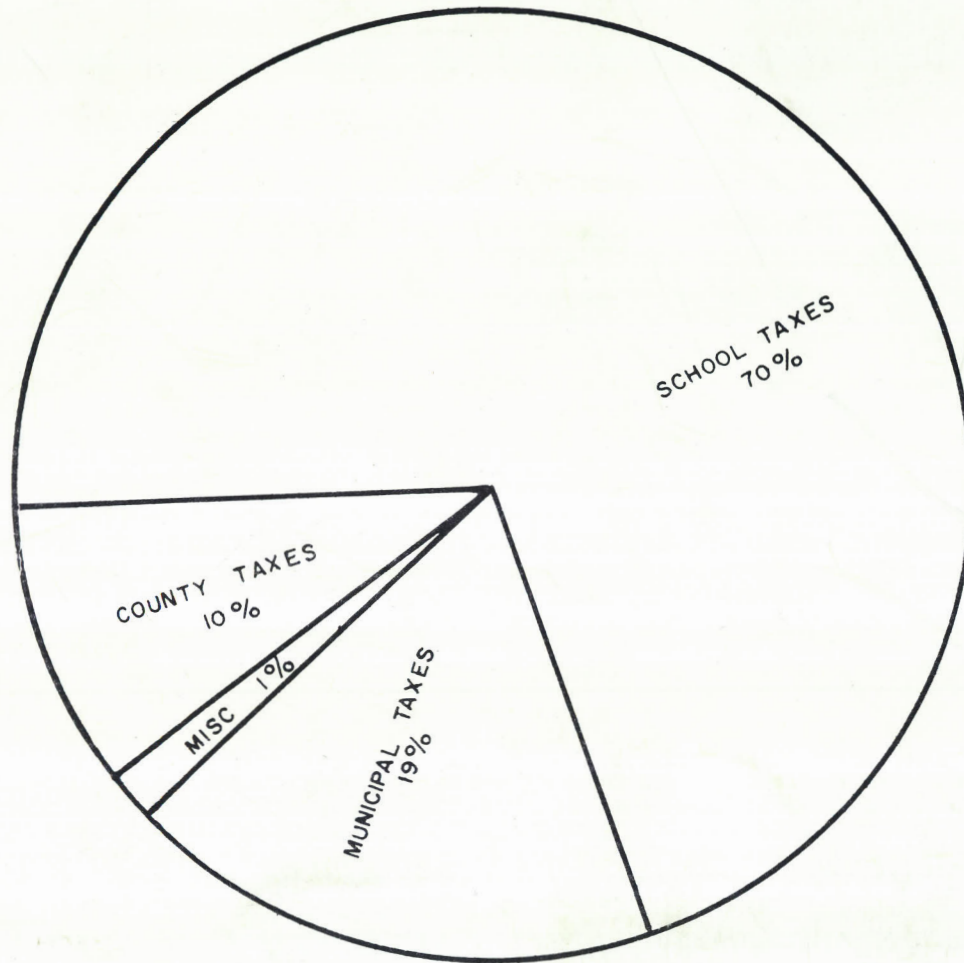


OAKLAND COUNTY  
BOARD OF COMMISSIONERS

EQUALIZATION  
COMMITTEE

1972  
REPORT  
ON

LOCAL TAXES



WHERE YOUR TAX DOLLARS GO!

R-OCDOC  
HJ  
3241  
.031  
1972

I N D E X

1972 EQUALIZATION REPORT ON LOCAL TAXES

	Page
RESOLUTION RECOMMENDING THE ADOPTION OF THE EQUALIZATION COMMITTEE ON LOCAL TAXES REPORT	1
CERTIFIED TAX RATES PER \$1000 OF STATE EQUALIZED VALUATION BY TOWNSHIPS	2
CERTIFIED TAX RATES PER \$1000 OF STATE EQUALIZED VALUATION BY CITIES	6
TABULATION OF ESTIMATED COUNTY AND SCHOOL TAX LEVIES BY TOWNSHIPS	9
TABULATION OF ESTIMATED TAXES IN TOWNSHIPS	10
TABULATION OF ESTIMATED COUNTY AND SCHOOL TAX LEVIES BY CITIES	11
TABULATION OF ESTIMATED TAXES IN CITIES	12

HJ  
3241  
.031  
1942

TO THE HONORABLE BOARD OF COMMISSIONERS  
OAKLAND COUNTY

Mr. Chairman, Ladies and Gentlemen:

Your Equalization Committee on Local Taxes has examined reports from the various townships and cities having taxes to be spread upon the County Tax Roll, and has checked these reports with the pertinent law (Sec. 37 General Property Tax Law) has caused corrections to be made where necessary, has held a public hearing on September 20, 1972, and now certifies that such reports are correct and in order.

Your Committee has tabulated the total amount of estimated tax levies, which tabulation is attached hereto.

Your Committee has prepared tax certificates showing the Equalized Rates authorized to be spread against State Equalized Valuations, which certificates are submitted herewith and which are the basis for the tabulation above mentioned, and it is recommended that your Honorable Body authorize the Clerk to sign these certificates.

Your Committee offers the following resolutions:


1. BE IT RESOLVED that this Board adopt this report of the Equalization Committee with the recommendations herein contained as part of the permanent records of the Board.
2. BE IT FURTHER RESOLVED that the Clerk be authorized and directed to sign the several tax certificates on which the attached tabulation was based, thereby authorizing and directing the various assessing officers to spread the rates against the State Equalized Valuation set forth therein for 1972.


Mr. Chairman, on behalf of the Committee, whose signatures appear below, I move the adoption of the foregoing resolution.

EQUALIZATION  
COMMITTEE ON LOCAL TAXES

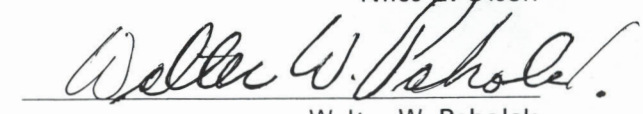
  
Albert F. Szabo, Chairman

  
Harry W. Horton, Vice-Chairman

  
Fred D. Houghten

  
James Mathews

  
Niles E. Olson

  
Walter W. Paholak

  
Richard R. Wilcox

1972 CERTIFIED TAX RATES IN OAKLAND COUNTY PER \$1000  
OF STATE EQUALIZED VALUATION

	<u>TOTAL LOCAL SCHOOLS</u>			<u>COLLEGES</u>		<u>INTERMEDIATE SCHOOLS</u>			<u>TOWNSHIP</u>			<u>COUNTY</u>			<u>TOTAL</u>
	<u>Allocated</u>	<u>Voted Operating</u>	<u>Debt</u>	<u>Voted Operating</u>	<u>Debt</u>	<u>Allocated</u>	<u>Voted Operating</u>	<u>Debt</u>	<u>Allocated</u>	<u>Voted Operating</u>	<u>Debt</u>	<u>Allocated</u>	<u>Voted</u>	<u>Debt</u>	<u>Total</u>
<u>ADDISON TOWNSHIP</u>															
150-Lake Orion Comm. Sch.	8.21	16.00	10.19	1.00	.35	.21	1.50	.10	1.29	1.50		5.26	.25		45.86
200-Oxford Area Comm. Sch.	8.44	13.50	4.30	1.00	.35	.21	1.50	.10	1.29	1.50		5.26	.25		37.70
700-Romeo Comm. Sch. (Macomb Co.)	8.58	20.00	7.65			.23	1.00	.29	1.29	1.50		5.26	.25		46.05
400-Almont Comm. Sch. (Lapeer Co.)	8.02	11.00	4.20			.20	1.00	.13	1.29	1.50		5.26	.25		32.85
401-Almont Comm. Sch. (Lapeer Co.)-Trans. 1971	8.02	11.00	4.30			.20	1.00	.13	1.29	1.50		5.26	.25		32.95
<u>AVON TOWNSHIP</u>															
010-Avondale Sch.	8.32	22.60	7.00	1.00	.35	.21	1.50	.10	1.21		1.00	5.26	.25		48.80
220-Rochester Comm. Sch.	9.53	18.40	7.10	1.00	.35	.21	1.50	.10	1.21		1.00	5.26	.25		45.91
221-Rochester Comm. Sch.-Trans 1956	9.53	18.40	7.06	1.00	.35	.21	1.50	.10	1.21		1.00	5.26	.25		45.87
222-Rochester Comm. Sch.-Trans. 1958	9.53	18.40	7.39	1.00	.35	.21	1.50	.10	1.21		1.00	5.26	.25		46.20
210-Pontiac City Sch.	8.13	15.00	4.25	1.00	.35	.21	1.50	.10	1.21		1.00	5.26	.25		38.26
<u>BLOOMFIELD TOWNSHIP</u>															
010-Avondale Sch.	8.13	22.60	7.00	1.00	.35	.21	1.50	.10	1.40	9.00	1.65	5.26	.25		58.45
030-Birmingham City Sch.	8.13	22.90	3.80	1.00	.35	.21	1.50	.10	1.40	9.00	1.65	5.26	.25		55.55
040-Bloomfield Hills Sch.	8.13	23.40	7.00	1.00	.35	.21	1.50	.10	1.40	9.00	1.65	5.26	.25		59.25
041-Bloomfield Hills Sch.-Trans. 1957	8.13	23.40	7.67	1.00	.35	.21	1.50	.10	1.40	9.00	1.65	5.26	.25		59.92
210-Pontiac City Sch.	8.13	15.00	4.25	1.00	.35	.21	1.50	.10	1.40	9.00	1.65	5.26	.25		48.10
<u>BRANDON TOWNSHIP</u>															
050-Brandon Sch. Dist.	8.53	16.50	7.46	1.00	.35	.21	1.50	.10	1.26			5.26	.25		42.42
051-Brandon Sch. Dist.-Trans. 1957	8.53	16.50	8.06	1.00	.35	.21	1.50	.10	1.26			5.26	.25		43.02
200-Oxford Area Comm. Sch. Dist.	8.44	13.50	4.30	1.00	.35	.21	1.50	.10	1.26			5.26	.25		36.17
600-Lapeer Public Sch. (Lapeer Co.)	8.02	11.00	3.55			.20	1.00	.13	1.26			5.26	.25		30.67
<u>COMMERCE TOWNSHIP</u>															
140-Huron Valley Sch.	8.53	21.00	7.00	1.00	.35	.21	1.50	.10	1.38	2.00		5.26	.25		48.58
270-Walled Lake Consolidated Sch.	8.13	20.00	5.00	1.00	.35	.21	1.50	.10	1.38	2.00		5.26	.25		45.18
271-Walled Lake Consolidated Sch.-Trans. 1967	8.13	20.00	7.00	1.00	.35	.21	1.50	.10	1.38	2.00		5.26	.25		47.18
272-Walled Lake Consolidated Sch.-Trans. 1969	8.13	20.00	7.00	1.00	.35	.21	1.50	.10	1.38	2.00		5.26	.25		47.18
<u>FARMINGTON TOWNSHIP</u>															
060-Clarenceville Sch.	8.90	24.93	7.07	1.245	.525	.21	1.50	.10	1.20	3.50		5.26	.25		54.69
100-Farmington Public Sch.	8.33	21.50	7.00	1.00	.35	.21	1.50	.10	1.20	3.50		5.26	.25		50.20
270-Walled Lake Consolidated Sch.	8.13	20.00	5.00	1.00	.35	.21	1.50	.10	1.20	3.50		5.26	.25		46.50
101-Farmington Public Sch.-Trans. 1957	8.33	21.50	6.69	1.00	.35	.21	1.50	.10	1.20	3.50		5.26	.25		49.89

1972 CERTIFIED TAX RATES IN OAKLAND COUNTY PER \$1000  
OF STATE EQUALIZED VALUATION

	<u>TOTAL LOCAL SCHOOLS</u>			<u>COLLEGES</u>		<u>INTERMEDIATE SCHOOLS</u>			<u>TOWNSHIP</u>			<u>COUNTY</u>			<u>TOTAL</u>
	<u>Allocated</u>	<u>Voted Operating</u>	<u>Debt</u>	<u>Voted Operating</u>	<u>Debt</u>	<u>Allocated</u>	<u>Voted Operating</u>	<u>Debt</u>	<u>Allocated</u>	<u>Voted Operating</u>	<u>Debt</u>	<u>Allocated</u>	<u>Voted</u>	<u>Debt</u>	<u>Total</u>
<u>GROVELAND TOWNSHIP</u>															
050-Brandon Sch.	8.53	16.50	7.46	1.00	.35	.21	1.50	.10	1.00	1.00		5.26	.25		43.16
130-Holly Area Sch.	8.53	15.00	7.16	1.00	.35	.21	1.50	.10	1.00	1.00		5.26	.25		41.36
500-Goodrich Rural Agricultural-Genesee Co.	8.10	20.50	5.00	1.40		.15	.95	.15	1.00	1.00		5.26	.25		43.76
<u>HIGHLAND TOWNSHIP</u>															
140-Huron Valley Sch.	8.53	21.00	7.00	1.00	.35	.21	1.50	.10	1.00	3.00		5.26	.25		49.20
141-Huron Valley Sch.-Trans. 1959	8.53	21.00	7.97	1.00	.35	.21	1.50	.10	1.00	3.00		5.26	.25		50.17
<u>HOLLY TOWNSHIP</u>															
130-Holly Area Sch. Dist.	8.53	15.00	7.16	1.00	.35	.21	1.50	.10	1.00	1.50		5.26	.25		41.86
550-Grand Blanc No. 2 FRL (Genesee Co.)	8.10	15.00	3.25	1.40		.15	.95	.15	1.00	1.50		5.26	.25		37.01
<u>INDEPENDENCE TOWNSHIP</u>															
070-Clarkston Comm. Sch.	8.21	13.00	7.00	1.00	.35	.21	1.50	.10	1.32	1.00		5.26	.25		39.20
150-Lake Orion Comm. Sch.	8.21	16.00	10.19	1.00	.35	.21	1.50	.10	1.32	1.00		5.26	.25		45.39
280-Waterford Township Sch.	8.13	21.00	8.00	1.00	.35	.21	1.50	.10	1.32	1.00		5.26	.25		48.12
<u>LYON TOWNSHIP</u>															
240-South Lyon Comm. Sch.	9.53	15.50	5.71	1.00	.35	.21	1.50	.10	1.00			5.26	.25		40.41
650-Northville Public Sch. (Wayne Co.)	8.90	20.00	7.006	1.245	.525	.03			1.00			5.26	.25		44.216
<u>MILFORD TOWNSHIP</u>															
240-South Lyon Comm. Sch.	9.53	15.50	5.71	1.00	.35	.21	1.50	.10	1.36	.50		5.26	.25		41.27
140-Huron Valley Sch.	8.53	21.00	7.00	1.00	.35	.21	1.50	.10	1.36	.50		5.26	.25		47.06
144-Huron Valley Sch.-Trans. 8-8-72	8.53	21.00	5.71	1.00	.35	.21	1.50	.10	1.36	.50		5.26	.25		45.77
<u>NOVI TOWNSHIP</u>															
240-South Lyon Comm. Sch.	9.53	15.50	5.71	1.00	.35	.21	1.50	.10	1.00	.50		5.26	.25		40.91
180-Novi Comm. Sch.	8.53	16.50	7.30	1.00	.35	.21	1.50	.10	1.00	.50		5.26	.25		42.50
270-Walled Lake Consolidated Sch.	8.13	20.00	5.00	1.00	.35	.21	1.50	.10	1.00	.50		5.26	.25		43.30
650-Northville Public Sch. (Wayne Co.)	8.90	20.00	7.006	1.245	.525	.03			1.00	.50		5.26	.25		44.716
<u>OAKLAND TOWNSHIP</u>															
150-Lake Orion Comm. Sch.	8.21	16.00	10.19	1.00	.35	.21	1.50	.10	1.21	2.00		5.26	.25		46.28
220-Rochester Comm. Sch.	9.53	18.40	7.10	1.00	.35	.21	1.50	.10	1.21	2.00		5.26	.25		46.91
700-Romeo Comm. Sch. (Macomb Co.)	8.58	20.00	7.65			.23	1.00	.29	1.21	2.00		5.26	.25		46.47
701-Romeo Comm. Sch.-Trans. 1956	8.58	20.00	9.15			.23	1.00	.29	1.21	2.00		5.26	.25		47.97

1972 CERTIFIED TAX RATES IN OAKLAND COUNTY PER \$1000  
OF STATE EQUALIZED VALUATION

	<u>TOTAL LOCAL SCHOOLS</u>			<u>COLLEGES</u>		<u>INTERMEDIATE SCHOOLS</u>			<u>TOWNSHIP</u>			<u>COUNTY</u>			<u>TOTAL</u>
	<u>Allocated</u>	<u>Voted Operating</u>	<u>Debt</u>	<u>Voted Operating</u>	<u>Debt</u>	<u>Allocated</u>	<u>Voted Operating</u>	<u>Debt</u>	<u>Allocated</u>	<u>Voted Operating</u>	<u>Debt</u>	<u>Allocated</u>	<u>Voted</u>	<u>Debt</u>	<u>Total</u>
<u>ORION TOWNSHIP</u>															
150-Lake Orion Comm. Sch.	8.39	16.00	10.19	1.00	.35	.21	1.50	.10	1.14	1.00		5.26	.25		45.39
210-Pontiac City Sch.	8.13	15.00	4.25	1.00	.35	.21	1.50	.10	1.14	1.00		5.26	.25		38.19
220-Rochester Comm. Sch.	9.53	18.40	7.10	1.00	.35	.21	1.50	.10	1.14	1.00		5.26	.25		45.84
<u>OXFORD TOWNSHIP</u>															
150-Lake Orion Comm. Sch.	8.21	16.00	10.19	1.00	.35	.21	1.50	.10	1.09	1.00		5.26	.25		45.16
200-Oxford Area Comm. Sch.	8.44	13.50	4.30	1.00	.35	.21	1.50	.10	1.09	1.00		5.26	.25		37.00
201-Oxford Area Comm. Sch.-Trans. 1967	8.44	13.50	4.68	1.00	.35	.21	1.50	.10	1.09	1.00		5.26	.25		37.38
<u>PONTIAC TOWNSHIP</u>															
010-Avondale Sch.	8.13	22.60	7.00	1.00	.35	.21	1.50	.10	1.35	2.00		5.26	.25		49.75
210-Pontiac City Sch.	8.13	15.00	4.25	1.00	.35	.21	1.50	.10	1.35	2.00		5.26	.25		39.40
220-Rochester Comm. Sch.	9.53	18.40	7.10	1.00	.35	.21	1.50	.10	1.35	2.00		5.26	.25		47.05
<u>ROSE TOWNSHIP</u>															
130-Holly Area Sch.	8.53	15.00	7.16	1.00	.35	.21	1.50	.10	1.00			5.26	.25		40.36
450-Fenton 1 Frl. (Genesee Co.)	8.75	17.90	7.00	1.40		.15	.95	.15	1.00			5.26	.25		42.81
<u>ROYAL OAK TOWNSHIP</u>															
020-Berkley City Sch.	8.53	26.00	1.28	1.00	.35	.21	1.50	.10	1.00		1.6225	5.26	.25		47.1025
110-Ferndale City Sch.	8.53	21.00	4.00	1.00	.35	.21	1.50	.10	1.00		1.6225	5.26	.25		44.8225
190-Oak Park Sch.	8.53	22.00	5.27	1.00	.35	.21	1.50	.10	1.00		1.6225	5.26	.25		47.0925
<u>SOUTHFIELD TOWNSHIP</u>															
030-Birmingham City Sch.	8.13	22.90	3.80	1.00	.35	.21	1.50	.10	1.00			5.26	.25		44.50
250-Southfield Public Sch.	8.53	18.00	3.139	1.00	.35	.21	1.50	.10	1.00			5.26	.25		39.339
<u>SPRINGFIELD TOWNSHIP</u>															
050-Brandon Sch.	8.53	16.50	7.46	1.00	.35	.21	1.50	.10	1.00	1.00		5.26	.25		43.16
070-Clarkston Comm. Sch.	8.21	13.00	7.00	1.00	.35	.21	1.50	.10	1.00	1.00		5.26	.25		38.88
130-Holly Area Sch.	8.53	15.00	7.16	1.00	.35	.21	1.50	.10	1.00	1.00		5.26	.25		41.36
131-Holly Area Sch.-Trans. 5-23-72	8.53	15.00	7.00	1.00	.35	.21	1.50	.10	1.00	1.00		5.26	.25		41.20
<u>WATERFORD TOWNSHIP</u>															
070-Clarkston Comm. Sch.	8.21	13.00	7.00	1.00	.35	.21	1.50	.10		4.50		5.26	.25		41.38
210-Pontiac City Sch.	8.13	15.00	4.25	1.00	.35	.21	1.50	.10		4.50		5.26	.25		40.55
280-Waterford Township Sch.	9.53	21.00	8.00	1.00	.35	.21	1.50	.10		4.50		5.26	.25		51.70

1972 CERTIFIED TAX RATES IN OAKLAND COUNTY PER \$1000  
OF STATE EQUALIZED VALUATION

	<u>TOTAL LOCAL SCHOOLS</u>			<u>COLLEGES</u>		<u>INTERMEDIATE SCHOOLS</u>			<u>TOWNSHIP</u>			<u>COUNTY</u>			<u>TOTAL</u>
	<u>Allocated</u>	<u>Voted Operating</u>	<u>Debt</u>	<u>Voted Operating</u>	<u>Debt</u>	<u>Allocated</u>	<u>Voted Operating</u>	<u>Debt</u>	<u>Allocated</u>	<u>Voted Operating</u>	<u>Debt</u>	<u>Allocated</u>	<u>Voted</u>	<u>Debt</u>	<u>Total</u>
<u>WEST BLOOMFIELD TOWNSHIP</u>															
030-Birmingham City Sch.	8.13	22.90	3.80	1.00	.35	.21	1.50	.10	1.40	3.25	.39	5.26	.25		48.54
040-Bloomfield Hills Sch.	8.13	23.40	7.00	1.00	.35	.21	1.50	.10	1.40	3.25	.39	5.26	.25		52.24
100-Farmington Public Sch.	8.13	21.50	7.00	1.00	.35	.21	1.50	.10	1.40	3.25	.39	5.26	.25		50.34
210-Pontiac City Sch.	8.13	15.00	4.25	1.00	.35	.21	1.50	.10	1.40	3.25	.39	5.26	.25		41.09
270-Walled Lake Consolidated Sch.	8.13	20.00	5.00	1.00	.35	.21	1.50	.10	1.40	3.25	.39	5.26	.25		46.84
280-Waterford Township Sch.	8.13	21.00	8.00	1.00	.35	.21	1.50	.10	1.40	3.25	.39	5.26	.25		50.84
290-West Bloomfield Sch.	8.13	22.00	7.30	1.00	.35	.21	1.50	.10	1.40	3.25	.39	5.26	.25		51.14
291-West Bloomfield Sch.-Trans. 1965	8.13	22.00	9.94	1.00	.35	.21	1.50	.10	1.40	3.25	.39	5.26	.25		53.78
281-Waterford Township Sch.-Trans. 1965	8.13	21.00	5.36	1.00	.35	.21	1.50	.10	1.40	3.25	.39	5.26	.25		48.20
<u>WHITE LAKE TOWNSHIP</u>															
270-Walled Lake Consolidated Sch.	8.13	20.00	2.00	1.00	.35	.21	1.50	.10	1.00			5.26	.25		39.80
070-Clarkston Comm. Sch.	8.21	13.00	7.00	1.00	.35	.21	1.50	.10	1.00			5.26	.25		37.88
140-Huron Valley Sch.	8.53	21.00	7.00	1.00	.35	.21	1.50	.10	1.00			5.26	.25		46.20
130-Holly Area Sch.	8.53	15.00	7.16	1.00	.35	.21	1.50	.10	1.00			5.26	.25		40.36
280-Waterford Township Sch.	8.13	21.00	8.00	1.00	.35	.21	1.50	.10	1.00			5.26	.25		46.80
273-Walled Lake Consolidated Sch.-Trans 1967	8.13	20.00	8.00	1.00	.35	.21	1.50	.10	1.00			5.26	.25		45.80
274-Walled Lake Consolidated Sch.-Trans. 1968	8.13	20.00	7.00	1.00	.35	.21	1.50	.10	1.00			5.26	.25		44.80
142-Huron Valley Sch.-Trans. 1968	8.53	21.00	8.00	1.00	.35	.21	1.50	.10	1.00			5.26	.25		47.20
143-Huron Valley Sch.-Trans. 1968	8.53	21.00	8.00	1.00	.35	.21	1.50	.10	1.00			5.26	.25		47.20
275-Walled Lake Consolidated- Prior to Dublin 7-1-67	8.13	20.00	5.00	1.00	.35	.21	1.50	.10	1.00			5.26	.25		42.80

1972 CERTIFIED TAX RATES IN OAKLAND COUNTY PER \$1000  
OF STATE EQUALIZED VALUATION

	<u>TOTAL LOCAL SCHOOLS</u>			<u>COLLEGES</u>		<u>INTERMEDIATE SCHOOLS</u>			<u>CITY</u>			<u>COUNTY</u>			<u>TOTAL</u>
	<u>Allocated</u>	<u>Voted Operating</u>	<u>Debt</u>	<u>Voted Operating</u>	<u>Debt</u>	<u>Allocated</u>	<u>Voted Operating</u>	<u>Debt</u>	<u>Allocated</u>	<u>Voted Operating</u>	<u>Debt</u>	<u>Allocated</u>	<u>Voted</u>	<u>Debt</u>	<u>Total</u>
<u>CITY OF BERKLEY</u>															
020-Berkley City Sch.	8.53	26.00	1.28	1.00	.35	.21	1.50	.10	16.07	3.50		5.26	.25		64.05
230-Royal Oak City Sch.	9.53	23.25	1.68	1.00	.35	.21	1.50	.10	16.07	3.50		5.26	.25		62.70
<u>CITY OF BIRMINGHAM</u>															
030-Birmingham City Sch.	8.13	22.90	3.80	1.00	.35	.21	1.50	.10	17.00			5.26	.25		60.50
<u>CITY OF BLOOMFIELD HILLS</u>															
030-Birmingham City Sch.	8.13	22.90	3.80	1.00	.35	.21	1.50	.10	18.51	.91		5.26	.25		62.92
040-Bloomfield Hills Sch.	8.13	23.40	7.00	1.00	.35	.21	1.50	.10	18.51	.91		5.26	.25		66.62
041-Bloomfield Hills Sch.-Trans. 1957	8.13	23.40	7.67	1.00	.35	.21	1.50	.10	18.51	.91		5.26	.25		67.29
<u>CITY OF CLAWSON</u>															
080-Clawson City Sch.	9.53	14.50	5.75	1.00	.35	.21	1.50	.10	15.00			5.26	.25		53.45
<u>CITY OF FARMINGTON</u>															
100-Farmington Public Sch.	8.33	21.50	7.00	1.00	.35	.21	1.50	.10	9.25			5.26	.25		54.75
<u>CITY OF FERNDALE</u>															
110-Ferndale City Sch.	9.53	21.00	4.00	1.00	.35	.21	1.50	.10	20.00	1.40		5.26	.25		64.60
120-Hazel Park City Sch.	9.53	18.00	6.34	1.00	.35	.21	1.50	.10	20.00	1.40		5.26	.25		63.94
<u>CITY OF HAZEL PARK</u>															
120-Hazel Park City Sch.	9.53	18.00	6.34	1.00	.35	.21	1.50	.10	11.00	4.60		5.26	.25		58.14
<u>CITY OF HUNTINGTON WOODS</u>															
020-Berkley City Sch.	8.53	26.00	1.28	1.00	.35	.21	1.50	.10	15.49	2.96		5.26	.25		62.93.
230-Royal Oak City Sch.	9.53	23.25	1.68	1.00	.35	.21	1.50	.10	15.49	2.96		5.26	.25		61.58
<u>CITY OF KEEGO HARBOR</u>															
290-West Bloomfield Sch.	8.13	22.00	7.30	1.00	.35	.21	1.50	.10	12.50	5.80		5.26	.25		64.40
<u>CITY OF LATHRUP VILLAGE</u>															
250-Southfield Public Sch.	9.53	18.00	3.139	1.00	.35	.21	1.50	.10	9.00	3.70		5.26	.25		52.039

08.30

064



1972 CERTIFIED TAX RATES IN OAKLAND COUNTY PER \$1000  
OF STATE EQUALIZED VALUATION

	<u>TOTAL LOCAL SCHOOLS</u>			<u>COLLEGES</u>		<u>INTERMEDIATE SCHOOLS</u>			<u>CITY</u>			<u>COUNTY</u>			<u>TOTAL</u>
	<u>Allocated</u>	<u>Voted Operating</u>	<u>Debt</u>	<u>Voted Operating</u>	<u>Debt</u>	<u>Allocated</u>	<u>Voted Operating</u>	<u>Debt</u>	<u>Allocated</u>	<u>Voted Operating</u>	<u>Debt</u>	<u>Allocated</u>	<u>Voted</u>	<u>Debt</u>	<u>Total</u>
<u>CITY OF MADISON HEIGHTS</u>															
160-Lamphere Public Sch.	9.53	23.00	7.29	1.00	.35	.21	1.50	.10		11.79	1.87	5.26	.25		62.15
170-Madison Sch.	9.53	22.00	4.80	1.00	.35	.21	1.50	.10		11.79	1.87	5.26	.25		58.66
230-Royal Oak City Sch.	9.53	23.25	1.68	1.00	.35	.21	1.50	.10		11.79	1.87	5.26	.25		56.79
<u>CITY OF NORTHVILLE</u>															
650-Northville Public Sch. (Wayne Co.)	8.90	20.00	7.006	1.245	.525	.03				10.20		5.26	.25		53.416
<u>CITY OF NOVI</u>															
180-Novu Comm. Sch.	9.53	16.50	7.30	1.00	.35	.21	1.50	.10		8.00		5.26	.25		50.00
650-Northville Public Sch. (Wayne Co.)	8.90	20.00	7.006	1.245	.525	.03				8.00		5.26	.25		51.216
240-South Lyon Comm. Sch.	9.53	15.50	5.71	1.00	.35	.21	1.50	.10		8.00		5.26	.25		47.41
270-Walled Lake Consolidated Sch.	8.13	20.00	5.00	1.00	.35	.21	1.50	.10		8.00		5.26	.25		49.80
181-Novu Comm. Sch. Dist.-Trans. 1956	9.53	16.50	.31	1.00	.35	.21	1.50	.10		8.00		5.26	.25		43.01
<u>CITY OF OAK PARK</u>															
020-Berkley City Sch.	8.53	26.00	1.28	1.00	.35	.21	1.50	.10		18.25	2.15	5.26	.25		64.88
110-Ferndale City Sch.	9.53	21.00	4.00	1.00	.35	.21	1.50	.10		18.25	2.15	5.26	.25		63.60
190-Oak Park Sch.	9.53	22.00	5.27	1.00	.35	.21	1.50	.10		18.25	2.15	5.26	.25		65.87
<u>CITY OF ORCHARD LAKE</u>															
040-Bloomfield Hills Sch.	8.13	23.40	7.00	1.00	.35	.21	1.50	.10		12.00		5.26	.25		59.20
270-Walled Lake Consolidated Sch.	8.13	20.00	5.00	1.00	.35	.21	1.50	.10		12.00		5.26	.25		53.80
290-West Bloomfield Sch.	8.13	22.00	7.30	1.00	.35	.21	1.50	.10		12.00		5.26	.25		58.10
<u>CITY OF PLEASANT RIDGE</u>															
110-Ferndale City Sch.	9.53	21.00	4.00	1.00	.35	.21	1.50	.10		19.50	1.70	5.26	.25		64.40
<u>CITY OF PONTIAC</u>															
210-Pontiac City Sch.	9.53	15.00	4.25	1.00	.35	.21	1.50	.10		13.50	5.12	5.26	.25		56.07
<u>CITY OF ROCHESTER</u>															
220-Rochester Comm. Sch.	9.53	18.40	7.10	1.00	.35	.21	1.50	.10		13.50		5.26	.25		57.20

1972 CERTIFIED TAX RATES IN OAKLAND COUNTY PER \$1000  
OF STATE EQUALIZED VALUATION

	<u>TOTAL LOCAL SCHOOLS</u>			<u>COLLEGES</u>		<u>INTERMEDIATE SCHOOLS</u>			<u>CITY</u>			<u>COUNTY</u>			<u>TOTAL</u>
	<u>Allocated</u>	<u>Voted Operating</u>	<u>Debt</u>	<u>Voted Operating</u>	<u>Debt</u>	<u>Allocated</u>	<u>Voted Operating</u>	<u>Debt</u>	<u>Allocated</u>	<u>Voted Operating</u>	<u>Debt</u>	<u>Allocated</u>	<u>Voted</u>	<u>Debt</u>	<u>Total</u>
<u>CITY OF ROYAL OAK</u>															
080-Clawson City Sch.	9.53	14.50	5.75	1.00	.35	.21	1.50	.10	13.00	2.84		5.26	.25		54.29
230-Royal Oak City Sch.	9.53	23.25	1.68	1.00	.35	.21	1.50	.10	13.00	2.84		5.26	.25		58.97
<u>CITY OF SOUTHFIELD</u>															
030-Birmingham City Sch.	8.13	22.90	3.80	1.00	.35	.21	1.50	.10	10.003	2.113		5.26	.25		55.616
190-Oak Park Sch. Dist.	9.53	22.00	5.27	1.00	.35	.21	1.50	.10	10.003	2.113		5.26	.25		57.586
250-Southfield Public Sch.	9.53	18.00	3.139	1.00	.35	.21	1.50	.10	10.003	2.113		5.26	.25		51.455
035-Birmingham City Sch.-Trans. 1971	8.13	22.90	3.339	1.00	.35	.21	1.50	.10	10.003	2.113		5.26	.25		55.155
<u>CITY OF SOUTH LYON</u>															
240-South Lyon Comm. Sch.	9.53	15.50	5.71	1.00	.35	.21	1.50	.10	15.50	.625		5.26	.25		55.535
<u>CITY OF SYLVAN LAKE</u>															
210-Pontiac City Sch.	8.13	15.00	4.25	1.00	.35	.21	1.50	.10	12.00	.75		5.26	.25		48.80
290-West Bloomfield Sch.	8.13	22.00	7.30	1.00	.35	.21	1.50	.10	12.00	.75		5.26	.25		58.85
<u>CITY OF TROY</u>															
010-Avondale Sch.	8.13	22.60	7.00	1.00	.35	.21	1.50	.10	13.10			5.26	.25		59.50
030-Birmingham City Sch.	8.13	22.90	3.80	1.00	.35	.21	1.50	.10	13.10			5.26	.25		56.60
040-Bloomfield Hills Sch.	8.13	23.40	7.00	1.00	.35	.21	1.50	.10	13.10			5.26	.25		60.30
160-Lamphere Public Sch.	9.53	23.00	7.29	1.00	.35	.21	1.50	.10	13.10			5.26	.25		61.59
230-Royal Oak City Sch.	9.53	23.25	1.68	1.00	.35	.21	1.50	.10	13.10			5.26	.25		56.23
260-Troy City Sch.	9.53	15.00	7.20	1.00	.35	.21	1.50	.10	13.10			5.26	.25		53.50
750-Warren Consolidated Sch. (Macomb Co.)	9.58	17.00	7.00			.23	1.00	.29	13.10			5.26	.25		53.71
031-Birmingham City Sch.-Trans. 1957	8.13	22.90	3.73	1.00	.35	.21	1.50	.10	13.10			5.26	.25		56.53
032-Birmingham City Sch.-Trans. 1960	8.13	22.90	3.54	1.00	.35	.21	1.50	.10	13.10			5.26	.25		56.34
033-Birmingham City Sch.-Trans. 1968	8.13	22.90	2.85	1.00	.35	.21	1.50	.10	13.10			5.26	.25		55.65
261-Troy City Sch.-Trans. 1960	9.53	15.00	7.46	1.00	.35	.21	1.50	.10	13.10			5.26	.25		53.76
<u>CITY OF WALLED LAKE</u>															
270-Walled Lake Consolidated Sch.	8.13	20.00	5.00	1.00	.35	.21	1.50	.10	29.00			5.26	.25		70.80
<u>CITY OF WIXOM</u>															
180-Novu Comm. Sch.	9.53	16.50	7.30	1.00	.35	.21	1.50	.10	5.75	4.40		5.26	.25		52.15
240-South Lyon Sch.	9.53	15.50	5.71	1.00	.35	.21	1.50	.10	5.75	4.40		5.26	.25		49.56
270-Walled Lake Consolidated Sch.	8.13	20.00	5.00	1.00	.35	.21	1.50	.10	5.75	4.40		5.26	.25		51.95

TABULATION OF ESTIMATED TAXES FOR YEAR 1972  
BY  
EQUALIZATION COMMITTEE

Townships Assessing Districts	COUNTY TAXES				SCHOOL TAXES		
	1972 Equalized Valuation	Operating	Voted Increase	Debt	Allocated Within 15 Mills Operating	Voted Increase Operating	Voted Increase Debt Retirement Building Site
Addison	18,550,110	97,573.58	4,637.53		160,580.39	315,552.70	105,923.61
Avon	151,656,800	797,714.77	37,914.20		1,452,241.49	3,255,945.43	1,143,177.98
Bloomfield	360,064,645	1,893,940.03	90,016.16		3,002,939.15	9,075,315.01	2,283,576.53
Brandon	26,522,525	139,508.48	6,630.63		231,465.03	493,191.84	198,863.35
Commerce	95,172,831	500,609.09	23,793.21		797,729.37	2,151,358.60	539,400.53
Farmington	278,311,700	1,463,919.54	69,577.92		2,386,134.04	6,739,569.91	2,074,782.49
Groveland	16,895,860	88,872.22	4,223.96		147,461.86	310,620.69	130,067.98
Highland	45,947,972	241,686.33	11,486.99		401,585.27	1,079,777.34	342,500.54
Holly	30,121,344	158,438.27	7,530.34		263,181.18	527,099.22	228,541.57
Independence	74,556,490	392,167.14	18,639.12		627,211.94	1,214,400.54	565,987.24
Lyon	29,362,925	154,448.99	7,340.73		285,357.95	531,084.32	181,953.69
Milford	45,328,900	238,430.02	11,332.22		397,374.49	1,058,629.70	336,097.60
Novi	3,916,649	20,601.57	979.16		34,146.33	80,834.01	27,029.62
Oakland	36,488,100	191,927.41	9,122.03		344,529.72	746,142.83	297,641.69
Orion	72,210,015	379,824.68	18,052.50		621,782.57	1,336,936.42	757,644.25
Oxford	37,781,280	198,729.53	9,445.32		326,126.54	611,908.41	196,931.28
Pontiac	61,205,795	321,942.48	15,301.45		510,540.85	1,287,205.61	365,960.62
Rose	15,592,322	82,015.61	3,898.08		136,978.26	284,920.42	116,641.14
Royal Oak	24,436,520	128,536.10	6,109.13		213,575.19	619,301.98	111,183.27
Southfield	116,805,950	614,399.30	29,201.49		974,371.13	2,964,304.76	496,079.09
Springfield	27,042,100	142,241.45	6,760.53		230,857.60	439,181.55	203,081.79
Waterford	250,938,260	1,319,935.25	62,734.57		2,429,480.99	5,828,607.25	2,087,252.94
West Bloomfield	196,213,400	1,032,082.48	49,053.35		1,636,419.76	4,730,851.98	1,360,285.61
White Lake	66,131,550	347,851.95	16,532.89		565,672.05	1,497,537.83	448,940.48
<u>TOTAL TOWNSHIPS</u>	<u>2,081,254,043</u>	<u>10,947,396.27</u>	<u>520,313.51</u>		<u>18,177,743.15</u>	<u>47,180,278.35</u>	<u>14,599,544.89</u>
<u>TOTAL CITIES</u>	<u>3,305,589,154</u>	<u>17,387,398.95</u>	<u>826,397.29</u>		<u>31,368,283.20</u>	<u>72,230,679.34</u>	<u>16,218,103.48</u>
<u>TOTAL COUNTY</u>	<u>5,386,843,197</u>	<u>28,334,795.22</u>	<u>1,346,710.80</u>		<u>49,546,026.35</u>	<u>119,410,957.69</u>	<u>30,817,648.37</u>

TABULATION OF ESTIMATED TAXES FOR YEAR 1972  
BY  
EQUALIZATION COMMITTEE

TOWNSHIP TAXES

<u>Townships Assessing Districts</u>	<u>Allocated</u>	<u>Voted Operating</u>	<u>Debt</u>	<u>Special Assessment</u>	<u>Reassessed to Property</u>	<u>County Drains to Property</u>	<u>Total All Taxes</u>
Addison	23,929.64		27,825.17	2,000.00	371.45	374.84	738,768.91
Avon	183,504.73		151,656.80	176,655.70		1,342.82	7,200,153.92
Bloomfield	504,090.50	3,240,581.82	594,106.66	96,022.56			20,780,588.42
Brandon	33,418.38			49,439.31	744.61	1,483.22	1,154,744.85
Commerce	131,338.51	190,345.66				6,663.60	4,341,238.57
Farmington	333,974.04	974,090.95		40,339.28		1,728.36	14,084,116.53
Groveland	16,895.86	16,895.86					715,038.43
Highland	45,947.97	137,843.91		529.51	340.75	10,262.42	2,271,961.03
Holly	30,121.34	45,182.01				1,707.17	1,261,801.10
Independence	98,414.57	74,556.49		84,163.66		29,380.10	3,104,920.80
Lyon	29,362.93					622.93	1,190,171.54
Milford	61,647.30	22,664.45				1,135.98	2,127,311.76
Novi	3,916.65	1,958.32		3,916.65		70.42	173,452.73
Oakland	44,150.60	72,976.20				951.01	1,707,441.49
Orion	82,319.41	72,210.02		781.82		594.09	3,270,145.76
Oxford	41,181.60	37,781.28		531.16		925.38	1,423,560.50
Pontiac	82,627.82	122,411.59		95,984.45		4,541.17	2,806,516.04
Rose	15,592.32			440.00			640,485.83
Royal Oak	24,436.52		39,648.25	225,299.00			1,368,089.44
Southfield	116,805.95						5,195,161.72
Springfield	27,042.10	27,042.10				6,229.11	1,082,436.23
Waterford		1,129,222.17		67,233.36	47.22	119,968.22	13,044,481.97
W. Bloomfield	274,698.76	637,693.55	76,523.23	78,160.02		332.83	9,876,101.57
White Lake	66,131.55			29,715.49		9,207.59	2,981,589.83
<u>TOTAL TOWNSHIPS</u>	<u>2,271,549.05</u>	<u>6,803,456.38</u>	<u>889,760.11</u>	<u>951,211.97</u>	<u>1,504.03</u>	<u>197,521.26</u>	<u>102,540,278.97</u>
<u>TOTAL CITIES</u>		<u>43,308,224.14</u>	<u>7,677,051.06</u>	<u>247,945.31</u>		<u>11,754.68</u>	<u>189,275,837.45</u>
<u>TOTAL COUNTY</u>	<u>2,271,549.05</u>	<u>50,111,680.52</u>	<u>8,566,811.17</u>	<u>1,199,157.28</u>	<u>1,504.03</u>	<u>209,275.94</u>	<u>291,816,116.42</u>

TABULATION OF ESTIMATED TAXES FOR YEAR 1972  
BY  
EQUALIZATION COMMITTEE

Cities Assessing Districts	1972 Equalized Valuation	COUNTY TAXES			SCHOOL TAXES		
		Operating	Voted Increase	Debt	Allocated Within 15 Mills Operating	Voted Increase Operating	Voted Increase Debt Retirement Building Site
Berkley	73,454,397	386,370.13	18,363.60		643,778.29	2,088,536.43	127,790.86
Birmingham	180,010,920	946,857.44	45,002.73		1,501,291.07	4,572,277.37	765,046.41
Bloomfield Hills	58,768,100	309,120.21	14,692.02		490,125.96	1,517,891.80	411,592.22
Clawson	71,522,600	376,208.88	17,880.65		696,630.13	1,215,884.20	443,440.12
Farmington	61,628,610	324,166.49	15,407.15		526,308.33	1,479,086.65	459,133.14
Ferndale	133,863,300	704,120.96	33,465.82		1,303,828.54	3,032,696.10	683,903.01
Hazel Park	86,178,619	453,299.53	21,544.65		839,379.75	1,766,661.69	585,152.82
Huntington Woods	39,779,620	209,240.80	9,944.91		360,120.20	1,099,491.76	73,797.27
Keego Harbor	11,093,050	58,349.44	2,773.26		92,516.04	271,779.73	85,971.15
Lathrup Village	33,563,964	176,546.45	8,390.99		326,913.01	688,061.26	120,461.07
Madison Heights	188,004,400	988,903.14	47,001.10		1,831,162.85	4,740,861.82	1,316,833.58
Northville	10,847,734	57,059.08	2,711.93		96,870.26	230,460.11	81,694.28
Novi	77,602,000	408,186.52	19,400.50		732,337.43	1,534,894.09	571,314.00
Oak Park	184,458,230	970,250.29	46,114.56		1,769,252.26	4,601,340.00	911,130.99
Orchard Lake	14,496,140	76,249.70	3,624.04		120,897.81	354,050.82	110,350.41
Pleasant Ridge	20,281,300	106,679.64	5,070.33		197,539.86	476,610.55	90,251.79
Pontiac	536,716,300	2,823,127.74	134,179.07		5,227,616.76	9,392,535.25	2,522,566.62
Rochester	41,338,700	217,441.56	10,334.67		402,638.94	863,978.83	312,107.19
Royal Oak	352,823,820	1,855,853.29	88,205.96		3,436,504.01	9,079,893.54	753,989.22
Southfield	649,422,225	3,415,960.90	162,355.56		6,293,489.50	13,760,196.20	2,524,524.98
South Lyon	14,787,000	77,779.62	3,696.75		144,025.38	266,166.00	91,087.92
Sylvan Lake	10,609,500	55,805.97	2,652.38		88,483.23	198,728.95	55,556.26
Troy	375,101,540	1,973,034.10	93,775.39		3,583,652.54	7,222,422.61	2,687,450.45
Walled Lake	19,311,485	101,578.41	4,827.87		161,057.78	434,508.42	105,247.60
Wixom	59,925,600	315,208.66	14,981.40		501,863.27	1,341,665.16	327,710.12
<u>TOTAL CITIES</u>	<u>3,305,589,154</u>	<u>17,387,398.95</u>	<u>826,397.29</u>		<u>31,368,283.20</u>	<u>72,230,679.34</u>	<u>16,218,103.48</u>
<u>TOTAL TOWNSHIPS</u>	<u>2,081,254,043</u>	<u>10,947,396.27</u>	<u>520,313.51</u>		<u>18,177,743.15</u>	<u>47,180,278.35</u>	<u>14,599,544.89</u>
<u>TOTAL COUNTY</u>	<u>5,386,843,197</u>	<u>28,334,795.22</u>	<u>1,346,710.80</u>		<u>49,546,026.35</u>	<u>119,410,957.69</u>	<u>30,817,648.37</u>

TABULATION OF ESTIMATED TAXES FOR YEAR 1972  
BY  
EQUALIZATION COMMITTEE

CITY TAXES

<u>Cities Assessing Districts</u>	<u>Allocated</u>	<u>Voted Operating</u>	<u>Debt</u>	<u>Special Assessment</u>	<u>Reassessed to Property</u>	<u>County Drains to Property</u>	<u>Total All Taxes</u>
Berkley		1,180,412.15	257,090.39				4,702,341.85
Birmingham		3,060,185.64		2,563.26		2.20	10,893,226.12
Bloomfield Hills		1,087,797.53	53,478.97				3,884,698.71
Clawson		1,072,839.00				21.94	3,822,904.92
Farmington		570,064.64					3,374,166.40
Ferndale		2,677,266.00	187,408.62				8,622,689.05
Hazel Park		947,964.81	396,421.65				5,010,424.90
Huntington Woods		616,186.31	117,747.68				2,486,528.93
Keego Harbor		138,663.13	64,339.69	34,492.10		480.87	749,365.41
Lathrup Village		302,075.67	124,186.67				1,746,635.12
Madison Heights		2,216,571.88	351,568.23				11,492,902.60
Northville		110,646.89					579,442.55
Novi		620,816.00		68,175.35		1,112.66	3,956,236.55
Oak Park		3,366,362.70	396,585.19	4,671.01			12,065,707.00
Orchard Lake		173,953.68		29,269.28			868,395.74
Pleasant Ridge		395,485.35	34,478.21				1,306,115.73
Pontiac		7,245,670.05	2,747,987.45			2,352.94	30,096,035.88
Rochester		558,072.45					2,364,573.64
Royal Oak		4,586,709.66	1,002,019.65				20,803,175.33
Southfield		6,496,170.51	1,372,229.16			3,732.86	34,028,659.67
South Lyon		229,198.50	9,241.88				821,196.05
Sylvan Lake		127,314.00	7,957.13				536,497.92
Troy		4,913,830.17		108,774.31		3,838.15	20,586,777.72
Walled Lake		269,395.22	290,637.85			24.50	1,367,277.65
Wixom		344,572.20	263,672.64			188.56	3,109,862.01
<u>TOTAL CITIES</u>		43,308,224.14	7,677,051.06	247,945.31		11,754.68	189,275,837.45
<u>TOTAL TOWNSHIPS</u>	2,271,549.05	6,803,456.38	889,760.11	951,211.97	1,504.03	197,521.26	102,540,278.97
<u>TOTAL COUNTY</u>	2,271,549.05	50,111,680.52	8,566,811.17	1,199,157.28	1,504.03	209,275.94	291,816,116.42